

Bridging the Emotional Semantic Gap via Multimodal Relevance Estimation

Chuan Zhang¹, Daoxin Zhang¹, Ruixiu Zhang¹, Jiawei Li², Jianke Zhu¹

¹ Zhejiang University

² Alibaba Group

{zhangchuan, dxzhang, 22051027, jkzhu}@zju.edu.cn, mingong.ljw@alibaba-inc.com

Abstract

Human beings have rich ways of emotional expressions, including facial action, voice, and natural languages. Due to the diversity and complexity of different individuals, the emotions expressed by various modalities may be semantically irrelevant. Directly fusing information from different modalities may inevitably make the model subject to the noise from semantically irrelevant modalities. To tackle this problem, we propose a multimodal relevance estimation network to capture the relevant semantics among modalities in multimodal emotions. Specifically, we take advantage of an attention mechanism to reflect the semantic relevance weights of each modality. Moreover, we propose a relevant semantic estimation loss to weakly supervise the semantics of each modality. Furthermore, we make use of contrastive learning to optimize the similarity of category-level modality-relevant semantics across different modalities in feature space, thereby bridging the semantic gap between heterogeneous modalities. In order to better reflect the emotional state in the real interactive scenarios and perform the semantic relevance analysis, we collect a single-label discrete multimodal emotion dataset named SDME, which enables researchers to conduct multimodal semantic relevance research with large category bias. Experiments on continuous and discrete emotion datasets show that our model can effectively capture the relevant semantics, especially for the large deviations in modal semantics. The code and SDME dataset will be publicly available.

1 Introduction

Affective computing plays an important role in multimodal understanding, which is widely used in video understanding, medical treatment, safety production and other fields. Being an important part of affective computing, emotion is an efficient representation of a character's mental state. Our work aims to perform multimodal emotion analysis to understand the sentimental state of characters.

Multimodal emotion analysis introduces linguistic information and nonverbal behavior, which extracts the rich semantic information from natural language, facial action, and acoustics. Compared with the model having single-modality, it is able to judge the character's emotion more accurately and robustly so as to reduce the emotional divergence. Due to the complexity of the character's affection, the emotional expression of each modality often has semantic irrelevant problems. For example, an anxious emotion may be treated

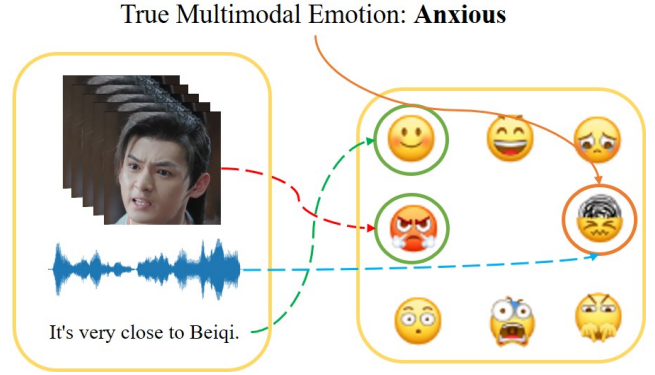


Figure 1: An example of irrelevant multimodal emotion semantics with different visual, audio, and textual semantics.

as anger according to the frown feature from the visual point of view, anxiety from the audio point of view and neutral in natural language, as shown in Figure 1. Therefore, judging the dominant modality and learning the semantically relevant feature representation information in each modality is very important for efficient feature fusion.

In this work, we propose a multimodal fusion framework to extract the relevant semantic features of each modality. Emotion data always contains a lot of inter-modal semantic noise. Most of the existing methods do not take into account the noise among modalities in information fusion, which interferes with the effective learning of the model. To reduce the influence of noisy semantics on multimodal fusion, we try to calculate the relevance weight of each sub-modal feature with respect to the multi-modal feature and model the semantic information between emotional modalities before multimodal fusion, which predicts the sample relevance in a instance-level manner. Thus, we can weight the relevant semantics based on the attention mechanism in order to reduce the impact of noisy information. We design a relevant semantic estimation loss to perform weak supervision on the relevance weighted results. This ensures that the model can learn the effective relevant semantic information. In addition, we introduce contrastive learning to deal with relevant semantic features, which transforms vanilla noise contrastive estimation loss from instance-level to category-level. Thereby, it further bridges the semantics gap between samples of the same category.

Due to the difficulty in collecting the emotional data, the existing multimodal emotion analysis testbeds basically only have the continuous emotion (such as MOSI (Zadeh et al. 2016), MOSEI (Zadeh et al. 2018b), ERATO (Gao et al. 2021)) and multi-label discrete emotion (such as MOSEI (Zadeh et al. 2018b), IEMOCAP (Busso et al. 2008)). There is a lack of independent single-label discrete emotion datasets. As continuous emotion datasets usually have only positive, neutral and negative samples, the differences between categories are fuzzy. On the other hand, the multi-label discrete emotion dataset contains a large number of complex emotions, there is no clear definition of each category. At the same time, almost all the existing emotion analysis datasets do not have unimodal annotations. Due to the complexity of human emotion, the semantics of each modality often contains different information, where the unimodality information is essential to analyzing the emotional semantic information. To facilitate the research on multimodal emotion analysis in modal semantic relevance, we propose a single label discrete multimodal emotion dataset (SDME), which has eight emotion categories with clear semantic deviation and multimodal annotations.

Our main contributions can be summarized as follows. Firstly, a multimodal relevance estimation network (MRE) is proposed to reduce the semantic gap between heterogeneous modalities by evaluating the semantic relevance of each modality. Secondly, we collect a new dataset named SDME with multimodal and unimodal annotations, which fills the vacancy of single-label discrete emotion dataset in emotion analysis research. Finally, experimental results on three datasets show that our proposed approach is effective.

2 Related Work

2.1 Multimodal Emotion Datasets

To facilitate the multimodal emotion analysis, various multimodal emotion datasets are collected. MOSI, MOSEI, SIMS (Yu et al. 2020) and ERATO provide the positive, neutral and negative continuous emotion labels. In addition to providing multimodal annotation, SIMS provides unimodal annotation for the study of potential emotion. Based on the three classes, ERATO provides a more refined five-category annotation to evaluate the dialogue relationships. In addition, MOSEI and IEMOCAP contain multi-label discrete annotation data to model human emotional states. Due to the complexity of human affections, the existing continuous emotion dataset and multi-label discrete emotion dataset are vague in definition. We hope to fill the vacancy of a single-label discrete multimodal emotion dataset and clearly identify each emotion category. To this end, a single-label multimodal emotion dataset is collected for semantic relevance analysis, which provides single-modal and multimodal annotations.

2.2 Multimodal Emotion Analysis

Multimodal emotion analysis is an important research topic in multimodal learning, which has already attracted lots of attention. Some studies focus on the representation of multimodality (Qi, Yang, and Xu 2021; Ju et al. 2020; Liang,

Li, and Jin 2020; Nie et al. 2020; Mittal et al. 2021). Others investigate the fusion part of multimodality (Khan and Fu 2021; Chen et al. 2021a; Shen et al. 2020; Lv et al. 2021). Besides, a few research is concerned with the lack of modalities (Yuan et al. 2021). In this work, we focus on analyzing the extraction and fusing the relevant sentiment semantics in multimodality, which provides a detailed analysis of common different fusion methods.

TFN (Zadeh et al. 2017) proposes a tensor fusion network, in which the tensor representation is obtained by calculating the outer product between unimodal representations. LMF (Liu et al. 2018) presents a low-rank multimodal fusion method to reduce the computational complexity of tensor-based methods. MFN (Zadeh et al. 2018a) designs a memory fusion network with a special attention mechanism for cross-view interaction. Graph-MFN (Zadeh et al. 2018b) extends MFN with a dynamic fusion graph. MULT (Dai et al. 2021) proposes a cross-modal transformer that enhances the target modality from another source modality by learning the attention between the two modalities. Self-MM (Yu et al. 2021) uses a self-supervised strategy to focus on single modality feature modeling. MISA (Hazarika, Zimmermann, and Poria 2020) aims to learn modality-invariant and modality-specific representation. Differently from the above methods, we aim to efficiently fuse the semantic model by capturing the relevant semantics among modalities.

2.3 Contrastive Learning

Contrastive learning tries to represent the features by mapping the similar inputs to their adjacent points in the potential feature space, which aims to maximize the interaction information between different views or extract it between local and global features from the same sample. Contrastive learning is often used in self-supervised learning. Recently, it has been studied in the fields of knowledge distillation, image generation, and multimodal learning (Chen et al. 2021c; Morgado, Vasconcelos, and Misra 2021; Jeon et al. 2021; Chen et al. 2021b; Tao, Wang, and Yamasaki 2020; Zhang et al. 2021). Based on the vanilla contrastive learning loss (Dyer 2014; Oord, Li, and Vinyals 2018), we construct a class-level contrastive evaluation loss for semantic noise. Semantic estimation is performed on the extracted inter-modal relevant semantics to bridge the gap of modal semantic.

3 Approach

We propose a multimodal relevance estimation network for multimodal emotion analysis, which extracts relevant semantics between various modalities. To ensure efficient multimodal fusion, contrastive learning is employed to optimize the latent feature space. In this section, we firstly introduce the overall model architecture in Section 3.1. Secondly, we elaborate on the core relevant semantic estimation and contrastive semantic estimation modules in Sections 3.2 and 3.3, respectively. Finally, we give the final optimization objective in Section 3.4.

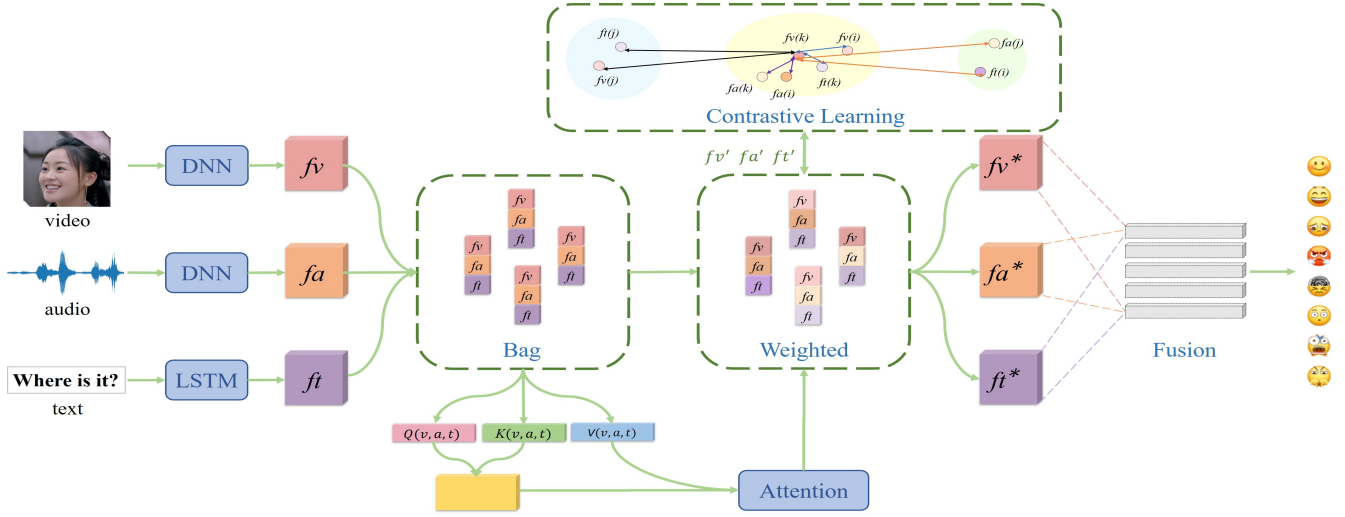


Figure 2: The Overall Framework of Multimodal Relevant Estimation Network. The network combines the unimodal features into the instance bags, which is weighted by n relevant semantic estimate by attention mechanisms and weakly supervised methods. Afterward, the model performs feature distance optimization on the weighted category-level semantic estimation and obtains the relevant semantic representations of each modality. Finally, each unimodal feature is dimensionally reduced and fused to obtain the final prediction result.

3.1 Overall Architecture

The multimodal relevance estimation network consists of four modules, including feature representation, relevant semantic estimation, contrastive semantic estimation, and low-rank fusion. We aim to learn the key semantics of multimodalities and reduce the influence of noise features on multimodal fusion by extracting the relevant semantics between each modality. To this end, we bridge the inter-modal and intra-modal semantic gaps by the relevant semantic estimation and contrastive semantic estimation modules, respectively. The overall structure is summarized in Figure 2.

We extract the feature for each modality contained in the data sample. As in (Yu et al. 2021), we employ the off-the-shelf tools to extract the visual and audio feature representations. Specifically, OpenFace (Baltrusaitis et al. 2018) is used to extract facial features and facial action units in the video as visual representations. Moreover, Librosa (McFee et al. 2015) is used to extract MFCC, zero-crossing rate, and Constant-Q spectrum as audio representations. By taking advantage of the language models, we make use of the pre-trained 12-layer BERT (Devlin et al. 2018) to extract the textual features. Then, we feed the visual and audio representations into a 3-layer DNN network, and the textual representations is treated as the input of an LSTM network for feature extraction.

We feed the obtained visual, audio, and textual representations into the relevant semantic estimation module and the contrastive semantic estimation module to bridge the relevant semantics between each modality at the intra-modal and inter-modal levels. Thereby, it reduces the effect of noise features on multi-modality and extract the core semantics. In the relevant semantic estimation module, we employ an attention mechanism to get the relevant semantic weight and evaluate the contribution of each modality to multimodal semantics, thereby weighting the semantics of each modality

and bridging intra-modal semantics. At the same time, we make use of the relevant semantic weight to adaptively estimate the weights of the loss function to ensure reasonable parameter updates in a weakly supervised manner. In the contrastive semantic estimation module, we focus on bridging inter-modal and inter-category relevant semantics, which further distinguishes the distribution of relevant semantic information in the feature space obtained in the relevant semantic evaluation module. The details will be explained in the following. Figure 3 illustrates our proposed module.

Due to the high dimensionality of modal features, we map the multimodal features into low-rank tensors in the phase of modal fusion, which greatly reduces the total number of parameters for fusion feature and improves the computational efficiency. We employ the low-rank weight and the deviation tensor with modal features as the input of linear layers, which finally obtains the fusion representation for classification. Let S_i^r denote the low-rank features of each modality, which can be computed as follows:

$$S_i^r = \bigotimes_{r=1}^R s_r, \quad (1)$$

where $\bigotimes_{r=1}^R$ denotes the tensor outer product over a set of vectors indexed by r , and s_r is the input unimodal representation.

We obtain the low-rank features of each modality and fuse them by product. Thus, the final feature classification head \mathcal{F} is obtained by:

$$\mathcal{F} = W_m^r \cdot \prod_{i=\{v,a,t\}} S_i^r + \text{Bias}_m^r, \quad (2)$$

where W_m^r and Bias_m^r are the low-rank weight and bias.

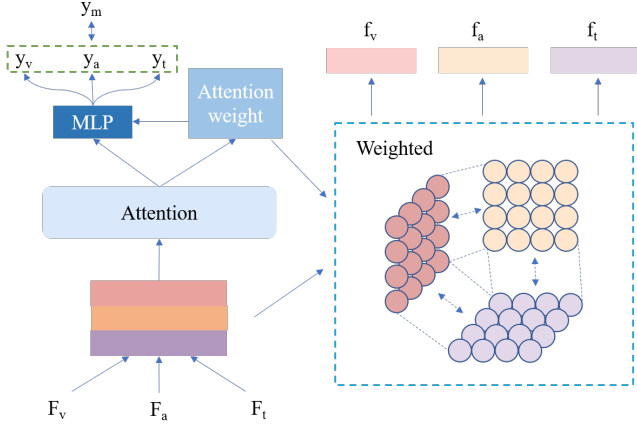


Figure 3: The extracted unimodal features are stacked and fed to the attention module, where the modality-level relevance weight estimation and category-level relevance estimation are performed respectively.

3.2 Relevant Semantic Estimation

Multimodal emotion analysis aims to determine the emotions from the visual (I_v), audio (I_a), text (I_t) and other information. In multimodal emotion, at least one sub-modal has the same semantics as the multimodal emotion. Therefore, it can reduce noise information to a certain extent by extracting the key relevant semantics expressing multimodal emotion in sub-modalities, which may promote the efficiency of fusion.

In multimodal tasks, each sample consists of several sub-modalities of information. Due to the complexity of multimodal data, we usually only get the multimodal annotation of a dataset. However, in some multimodal tasks such as multimodal emotion analysis, the semantics information expressed by each modality is not identical. Fusing the features of each modality directly may result in semantically irrelevant noise, which may affect the final fusion efficiency. As at least one sub-modal has the same semantics as the multimodal emotion, we can reduce noise information to a certain extent by extracting the key relevant semantics expressing multimodal emotion in sub-modalities, which may promote the efficiency of fusion. We are committed to mining the key semantics and relevant semantics between modalities by the reasonable weights for multimodal fusion. We make a self-attention on multimodal bag samples composed of multiple unimodal features to obtain the multimodal inter-modal semantic attention A as below:

$$A_{\{v,a,t\}} = \text{softmax} \left(\frac{Q_{\{v,a,t\}} K_{\{v,a,t\}}^T}{\sqrt{d_k}} \right) V_{\{v,a,t\}}. \quad (3)$$

Under the self-attention mechanism (Vaswani et al. 2017), Q , K , and V use the same input and are composed of stacks of various sub-modalities, such as vision, audio and text modalities.

As we map the extracted modal features to the same dimension before, it is very efficient to compute the semantic attention. We feed the attention results into two MLP networks, M_1 and M_2 , to predict the relevance between

modalities and the relevance between classes in different modalities, respectively. We employ the instance-level features of the attention results to predict the unimodal with the highest relevance weight via M_1 . Since the difference in the feature distribution of heterogeneous multimodal data help us to make an instance-level prediction, we use bag labels Y_M to supervise multi-modal features as well as use them as pseudo-labels $Y_I = \{Y_V, Y_A, Y_T\}$ to perform weak supervision on the prediction results of each unimodal via M_2 . Since the unimodal semantics and multimodal semantics are unnecessarily the same, we adopt the relevant semantic weight obtained by M_1 to weight the M_2 relevance loss. Therefore, the model can pay more attention to the predicted unimodal features that are closer to the multimodal core semantics, as shown in the left of Figure 3.

At this point, we employ the modal relevant weight \mathcal{H} obtained from M_1 to judge the contribution of sub-modalities to multimodal samples. As emotions are consistent over short periods of time, we use the mean of sampling features to represent the features of samples. Also, the semantic weighted attention is employed to obtain inter-modal relevant semantic information from each data sample x_k . Therefore, we perform a weighted calculation on the initial modal features as below:

$$\hat{S} = \mathcal{H} \odot \frac{1}{N} \sum_{k=1}^N x_k, \quad (4)$$

where N is the sampling amount of modal features and \hat{S} is the semantically weighted embedding of the stacked individual modalities. \hat{S} may effectively represent the relevant semantics between modalities, where sub-modalities should have similar feature distributions.

To learn from the relevant semantic estimation, we design a relevant semantic loss L_{rs} as follows:

$$L_{rs} = - \sum_{s=\{v,a,t\}} \sum_{i=1}^N (1 + \mathcal{H}_i^\top) \log P_s \left(Y_s \mid \hat{\mathcal{H}}_i; \theta_{rs}^s \right) - \sum_{i=1}^N \log P_m \left(Y_m \mid \hat{\mathcal{H}}_i; \theta_{rs}^m \right). \quad (5)$$

\mathcal{H}_i is the relevance weight of a single modality, which is used to make the model emphasize the loss of relevant modality. $\hat{\mathcal{H}}_i$ is the category weight get from M_2 . Y_m is the multimodal label and Y_s is the pseudo-label for each sub-modal. P_s and P_m are the predicted probabilities of the sub-modals and multimodal features, respectively. It employs weak supervision to enable the model to get more effective intra-modal relevant semantic features. We use multimodal labels to weakly supervise the semantically weighted unimodal semantic features, hoping the obtained modal relevance semantic features can well represent the multimodal core meaning. We judge the contribution of each modality to the final fused multimodal semantics according to the semantically relevant attention obtained before, so as to assign reasonable weight to the loss results of each modality. This ensures that the model can learn the key semantic information more effectively.

3.3 Contrastive Semantic Estimation

To further bridge the multimodal semantic gap and ensure the validity of the semantic information among sub-modalities, we introduce contrastive semantic estimation to optimize the semantic information relevant to the same samples while obtaining a highly efficient semantic association.

We employ contrastive learning to optimize the semantic feature relevance between samples. According to the principle of contrastive learning, we intend to reduce the feature distance between positive samples and push negative samples away in order to optimize the modal representation in the latent feature space. To this end, we optimize the noise contrastive estimation loss based on infoNCE (Oord, Li, and Vinyals 2018):

$$P_{nce}(x_1, x_2) = \frac{\exp(\Phi(x_{1(i)}, x_{2(i)})/\tau)}{\sum_{j=1}^n \exp(\Phi(x_{1(j)}, x_{2(j)})/\tau)}, \quad (6)$$

where the temperature τ is a smoothness parameter. InfoNCE treats each example pair as a separate individual while ignoring the feature similarity of similar samples to a certain extent. Given that the relevant semantics of the same kind of emotion is similar, they can be recombined without changing the core semantics.

We modify the infoNCE loss to perform contrastive learning in units of classes respectively, so as to bridge the distance between the relevant semantics of the contract samples in the latent feature space. Considering each individual as a class will misjudge some positive samples as negative samples, we reduce the penalty for contrastive learning of positive samples and increases the penalty for negative samples. We design a contrastive semantic estimation loss as follows:

$$L_{nce} = \sum_{s_1, s_2 \in \{v, a, t\}} \left(-\frac{1}{N_p} \sum_{i=1}^{N_p} \log P_i^{N_p}(s_1, s_2) - \frac{1}{N_n} \sum_{i=1}^{N_n} \log(1 - P_i^{N_n}(s_1, s_2)) \right), \quad (7)$$

where s_1 and s_2 are the two different sub-modalities. N_p is the total number of positive samples in the same class, and N_n is the number of negative samples.

3.4 Learning Objective

We employ the cross-entropy loss to classify the multimodal emotional data. Moreover, L_{sa} is used to bridge the intra-modal and inter-modal features. L_{nce} penalizes the potential relevance of features within and between modalities. The overall loss of our multimodal multi-instance contrastive estimation network can be formulated as below:

$$L_{cls} = - \sum_{i=1}^N Y_i \log(P_i) + L_{sa} + L_{nce}. \quad (8)$$

Based on the sample distribution of multimodal data, we can flexibly balance each loss function and its combination function on the data within and between samples.

4 SDME Dataset

4.1 Problem Definition

Due to the strong subjectivity and difficulty in collecting and labeling emotional data, most of the existing emotional classification datasets are either continuous emotional states or

Table 1: Statistics of SDME Dataset

Item	Number
raw videos	300
clips after rough screening	66385
clips after manual screening	26896
experimental clips	3667
Average length of clips (s)	3.36

Table 2: Statistics of each category and its sub-modal samples in the SDME dataset for experiments

Category	Multimodal	Vision	Audio
Neutral	795	791	794
Happy	705	697	153
Sad	600	548	407
Angry	1312	1137	1077
Anxious	255	209	61
ALL	3667	3382	2492

multi-label. They are usually built from the film reviews, monologues and script performances. As the semantics of each modal emotional expression is similar, it is difficult to reflect the emotional expression in real interactive scenarios. In order to fill the vacancy of a single-label multimodal emotion dataset, we propose a single-label multimodal emotion dataset named SDME to accurately reflect the emotional state in the real interactive scenarios. We collect a large number of high-quality emotional samples from TV dramas that are close to the real interactive scenarios. Moreover, we ensure that each sample contains only a single obvious emotional state. To facilitate the emotional semantic analysis, the unimodal information of each sample is also annotated.

4.2 Dataset Collection

To build the SDME dataset, we collect the target clips from various TV series, including romance, action, suspense, fantasy, etc. It guarantees the authenticity and difference of emotion data, which helps the model to capture the relevant features in emotional variations. We got 300 TV episodes, each of which is about 40 minutes. The shot boundary detection model Transnet (Souček and Lokoč 2020) is used to split the video into short clips, and each episode generates over 800 clips. To obtain the single-label datasets with high quality, we impose the following constraints:

- Ensure there is only single speaker’s voice in each clip.
- Only the frontal face appears in each clip.
- The speaker’s face in each clip is shown for more than one-third of its length.

We grouped the screened 66,385 video clips into eight emotion categories of neutral, happy, sad, angry, anxious, surprised, fearful and disgusted. Moreover, each category was further divided into two intensities to enable better dataset screening and balance in the end. At the same time, we removed the invalid data and the compound emotion data

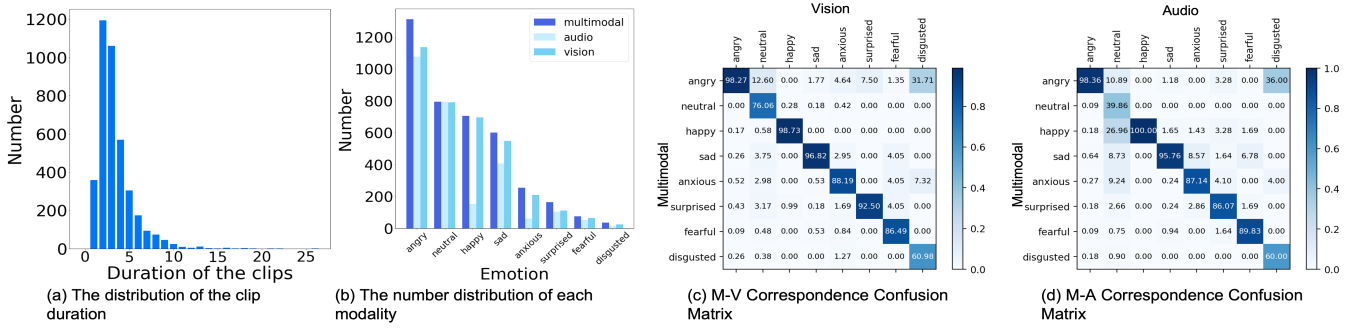


Figure 4: (a) The temporal distribution of video clips in SDME dataset. (b) The distribution of each category and its sub-modal categories in the dataset. (c) The correlation confusion matrix of multimodal features and visual features in each category. (d) The correlation confusion matrix of multimodal features and audio features in each category.

in the labeling process to improve the quality of the single-label dataset.

To avoid the influence of human subjective perception as much as possible, we annotated audio, silent video and multimodal labels separately, which consumed a lot of time. For yielding high quality data, we trained four annotators and performed test annotations in a back-to-back manner. The overall consistency of the final label is 98.50%, which indicates that the samples are reliable with high quality.

4.3 Dataset Statistics

The 66,385 video clips have been coarsely screened by the algorithm, which are manually annotated to obtain the valid ones at the later stage. There are 26,896 valid video clips that mainly have the emotions of neutral, happy, sad, angry and anxious. Among them, the neutral emotion category accounts for about 85.4% of the whole dataset. Moreover, the proportions of other emotions are relatively low, which fully reflects the difficulty in obtaining the single-label emotional data.

Table 1 summarizes the basic statistical information. We balance the dataset according to the intensity annotations for various emotions, where 3941 high-confidence samples are selected. Figure 4(a) shows the duration distribution of the selected samples. It can be seen that most of clips are less than 5 seconds. Figure 4(b) shows the quantitative relationship between the number of multimodal category samples and their corresponding sub-modal category samples in the dataset. It fully reflects the universality of the irrelevance of multimodal semantics in the emotional expression of real scenes. To reflect the degree of relevance between modalities more intuitively, we use confusion matrixes in Figure 4(c) and Figure 4(d) to estimate the category-consistency of multimodal and visual, multimodal and audio modality, respectively. Without neutral emotion, only 88.72% of visual semantics and 59.47% of audio semantics are consistent with the semantics of multimodal emotion. If all modal information is fully fused, a large number of noise factors will undoubtedly be added, which will greatly affect the performance of the model.

Finally, we selected the five categories of high-confidence samples with the largest number for follow-up experiments, with a total of 3667 samples, as shown in Table 2.

5 Experiments

5.1 Experimental Setups

Datasets. For a fair comparison, we employ two commonly used testbeds including MOSEI (Zadeh et al. 2018b), SIMS (Yu et al. 2020), and our collected SDME dataset in our experiments. MOSEI is a monologue video dataset, where characters make their own comments on a topic. Due to the lack of emotional interaction, the modalities in this dataset are highly relevant, which often have the same semantics. Differently from MOSEI, both SIMS and SDME are collected from the real interactive scenarios. The emotional expression of characters in real interactive scenarios is more complex. They often have large semantic differences among various modalities, which can better reflect the effectiveness of extracting core semantics in our work. We comprehensively evaluate our model using the semantic datasets of specific scenes and irrelevant semantic datasets of the real interactive scenarios.

Networks and Training. As in (Yu et al. 2020), we employ BERT (Devlin et al. 2018) to extract the 768-dimension text features. Moreover, we use MFCC, zero-crossing rate and Constant-Q chromatogram to form the 33-dimension audio features. OpenFace (Baltrusaitis et al. 2018) is employed to extract the 35-dimension visual features. We set the learning rate to 5×10^{-5} . The dropout rate is 0.2. To facilitate the contrastive learning, we set the batch size to 64. A 3-layer *DNN* is used to extract visual and audio features. *LSTM* is employed to learn the textual information. For the extracted features, we suggest a multimodal multi-instance contrastive evaluation network to model the semantics. Finally, we perform rank dimensionality reduction on the semantically weighted features and multimodal fusion.

Evaluation. We only use the discrete multimodal annotation for supervision, which treats the emotion analysis as a classification task. To this end, we report the two-class accuracy and F1-Score for MOSEI and SIMS. Moreover, we report the five-class accuracy and F1-Score for SDME. The standard deviation of accuracy is given as a reference. In our experiments, we conduct the tests five times, and take the mean value as the experimental result.

Table 3: Experimental results on MOSEI, SIMS and SDME datasets for Multimodal emotion Analysis

Model	MOSEI		SIMS		SDME	
	Acc	F1-Score	Acc	F1-Score	Acc	F1-Score
TFN	70.35 \pm 0.37	69.42 \pm 0.64	78.77 \pm 1.81	78.75 \pm 1.55	65.34 \pm 1.21	66.20 \pm 1.31
LMF	71.57 \pm 0.64	70.92 \pm 0.81	79.26 \pm 1.40	78.8 \pm 1.37	65.56 \pm 1.45	67.64 \pm 2.30
EF-LSTM	70.68 \pm 0.55	69.82 \pm 0.77	69.37 \pm 0.00	56.82 \pm 0.00	50.41 \pm 0.30	57.62 \pm 0.34
MFN	70.96 \pm 0.58	70.14 \pm 0.81	75.54 \pm 2.02	75.75 \pm 1.67	62.56 \pm 0.61	64.31 \pm 0.32
Graph-MFN	70.25 \pm 1.67	69.15 \pm 2.36	76.24 \pm 1.74	75.93 \pm 1.39	63.33 \pm 1.11	65.65 \pm 1.55
MULT	72.16 \pm 1.06	71.44 \pm 1.48	77.81 \pm 1.89	77.39 \pm 3.06	63.92 \pm 1.45	66.98 \pm 3.23
MISA	72.02 \pm 1.59	71.35 \pm 2.09	76.33 \pm 1.72	76.31 \pm 1.35	49.53 \pm 1.31	52.33 \pm 1.65
MRE(Ours)	71.24 \pm 1.10	72.15 \pm 0.71	81.14 \pm 1.19	81.09 \pm 1.44	67.41 \pm 1.12	69.60 \pm 1.23

Table 4: Runtime analysis of MULT, MISA and our method with the same input features on MOSEI

Model	Runtime(s)
MULT	2535.73
MISA	871.00
MRE(Ours)	95.79

5.2 Quantitative Results

Table 3 shows our experimental results. It can be seen that our proposed model achieves the best results in the real interactive scene datasets like SIMS and SDME with large modal semantics irrelevant noises. On the SIMS dataset, the accuracy of our model is 1.88% higher than the suboptimal model *LMF* and 2.29% higher on F1-Score. For the evaluation of the SDME dataset, the accuracy of our presented model is 1.85% higher than the suboptimal *LMF* and 1.96% higher on F1-Score. These results indicate that our model is capable of capturing the relevant semantics under noisy conditions. For the MOSEI dataset with strong relevance between modalities, We obtained the best F1-Score. Based on the analysis of the relevance dataset, we evaluated and compared the runtime of *MULT* and *MISA* models, as shown in Table 4. To ensure the fairness, we employ multimodal data with the same feature embedding as input. Our model runs around 26.5 times faster than *MULT* and 9 times faster than *MISA*. Above all, our proposed approach is able to capture the relevant semantics efficiently under a lightweight conditions, especially in the case of weak modal semantic relevance.

5.3 Ablation Study

To investigate the effectiveness of our proposed approach more specifically, we conduct ablation experiments as shown in Table 5. It can be observed that we can capture relevant semantic information well on SIMS and SDME with weak semantic relevance between modalities when only the L_{rs} loss used. The accuracy is improved by 1.23% and 0.93%. Moreover, the F1-Score is improved by 1.94% and 0.66%. When only the L_{cnce} loss is used, our model improves the accuracy by 0.4%, 2.89% and 0.5% on MOSEI, SIMS and SDME, respectively. Also, we improve the F1-

Table 5: Ablation study on SA and CNCE loss

Datasets	Tasks	Acc	F1-Score
MOSEI	Baseline	70.72 \pm 1.35	71.75 \pm 0.77
	L_{rs}	70.49 \pm 0.60	71.64 \pm 0.41
	L_{cnce}	71.12 \pm 1.11	72.10 \pm 0.73
	$L_{rs} + L_{cnce}$	71.24 \pm 1.10	72.15 \pm 0.71
SIMS	Baseline	77.72 \pm 1.63	77.59 \pm 2.13
	L_{rs}	78.95 \pm 0.09	79.53 \pm 0.26
	L_{cnce}	80.61 \pm 2.94	80.44 \pm 3.18
	$L_{rs} + L_{cnce}$	81.14 \pm 1.19	81.09 \pm 1.44
SDME	Baseline	65.50 \pm 0.72	67.66 \pm 1.11
	L_{rs}	66.43 \pm 1.10	68.32 \pm 1.66
	L_{cnce}	66.00 \pm 1.01	68.28 \pm 1.44
	$L_{rs} + L_{cnce}$	67.41 \pm 1.12	69.60 \pm 1.23

Score by 0.26%, 2.85% and 0.62%, respectively. When both L_{rs} loss and L_{cnce} loss are employed, our model achieves 0.52%, 3.42%, and 1.91% improvements in accuracy for MOSEI, SIMS, and SDME dataset, and 0.31%, 2.5%, and 1.94% on F1-Score, respectively.

6 Conclusion

In this work, we proposed a multimodal relevance estimation network. To this end, a single-label discrete multimodal emotion dataset SDME was collected for multimodal emotion analysis, where the discrete multi-category samples and rich label attributes provided abundant data for multimodal relevance studies. We suggested a relevant semantic learning scheme to extract semantic information of each submodality. Moreover, a contrastive learning method was introduced to bridge the semantic gap of heterogeneous multimodal features in latent feature space. Extensive experimental evaluations demonstrated the efficacy of our proposed approach, which is capable of effectively capturing the modality-relevant semantic information, especially in the case of large modality class bias.

Since the temporal information was neglected, our presented method is not significant enough in the strong relevant semantic scenarios. In future work, we will make use of temporal features to further extract multimodal relevant semantic information.

References

- Baltrusaitis, T.; Zadeh, A.; Lim, Y. C.; and Morency, L.-P. 2018. Openface 2.0: Facial behavior analysis toolkit. In *2018 13th IEEE international conference on automatic face & gesture recognition (FG 2018)*, 59–66. IEEE.
- Busso, C.; Bulut, M.; Lee, C.-C.; Kazemzadeh, A.; Mower, E.; Kim, S.; Chang, J. N.; Lee, S.; and Narayanan, S. S. 2008. IEMOCAP: Interactive emotional dyadic motion capture database. *Language resources and evaluation*, 42(4): 335–359.
- Chen, F.; Sun, Z.; Ouyang, D.; Liu, X.; and Shao, J. 2021a. Learning What and When to Drop: Adaptive Multimodal and Contextual Dynamics for Emotion Recognition in Conversation. In *Proceedings of the 29th ACM International Conference on Multimedia*, 1064–1073.
- Chen, Y.; Pan, Y.; Wang, Y.; Yao, T.; Tian, X.; and Mei, T. 2021b. Transferrable Contrastive Learning for Visual Domain Adaptation. In *Proceedings of the 29th ACM International Conference on Multimedia*, 3399–3408.
- Chen, Y.; Xian, Y.; Koepke, A.; Shan, Y.; and Akata, Z. 2021c. Distilling Audio-Visual Knowledge by Compositional Contrastive Learning. In *Proceedings of the IEEE/CVF Conference on Computer Vision and Pattern Recognition*, 7016–7025.
- Dai, W.; Cahyawijaya, S.; Liu, Z.; and Fung, P. 2021. Multi-modal End-to-End Sparse Model for Emotion Recognition. *arXiv preprint arXiv:2103.09666*.
- Devlin, J.; Chang, M.-W.; Lee, K.; and Toutanova, K. 2018. Bert: Pre-training of deep bidirectional transformers for language understanding. *arXiv preprint arXiv:1810.04805*.
- Dyer, C. 2014. Notes on noise contrastive estimation and negative sampling. *arXiv preprint arXiv:1410.8251*.
- Gao, X.; Zhao, Y.; Zhang, J.; and Cai, L. 2021. Pair-wise Emotional Relationship Recognition in Drama Videos: Dataset and Benchmark. In *Proceedings of the 29th ACM International Conference on Multimedia*, 3380–3389.
- Hazarika, D.; Zimmermann, R.; and Poria, S. 2020. Misa: Modality-invariant and-specific representations for multi-modal sentiment analysis. In *Proceedings of the 28th ACM International Conference on Multimedia*, 1122–1131.
- Jeon, S.; Hong, K.; Lee, P.; Lee, J.; and Byun, H. 2021. Feature stylization and domain-aware contrastive learning for domain generalization. In *Proceedings of the 29th ACM International Conference on Multimedia*, 22–31.
- Ju, X.; Zhang, D.; Li, J.; and Zhou, G. 2020. Transformer-based label set generation for multi-modal multi-label emotion detection. In *Proceedings of the 28th ACM International Conference on Multimedia*, 512–520.
- Khan, Z.; and Fu, Y. 2021. Exploiting BERT For Multi-modal Target Sentiment Classification Through Input Space Translation. In *Proceedings of the 29th ACM International Conference on Multimedia*, 3034–3042.
- Liang, J.; Li, R.; and Jin, Q. 2020. Semi-supervised multi-modal emotion recognition with cross-modal distribution matching. In *Proceedings of the 28th ACM International Conference on Multimedia*, 2852–2861.
- Liu, Z.; Shen, Y.; Lakshminarasimhan, V. B.; Liang, P. P.; Zadeh, A.; and Morency, L.-P. 2018. Efficient low-rank multimodal fusion with modality-specific factors. *arXiv preprint arXiv:1806.00064*.
- Lv, F.; Chen, X.; Huang, Y.; Duan, L.; and Lin, G. 2021. Progressive Modality Reinforcement for Human Multimodal Emotion Recognition From Unaligned Multimodal Sequences. In *Proceedings of the IEEE/CVF Conference on Computer Vision and Pattern Recognition*, 2554–2562.
- McFee, B.; Raffel, C.; Liang, D.; Ellis, D. P.; McVicar, M.; Battenberg, E.; and Nieto, O. 2015. librosa: Audio and music signal analysis in python. In *Proceedings of the 14th python in science conference*, volume 8, 18–25. Citeseer.
- Mittal, T.; Mathur, P.; Bera, A.; and Manocha, D. 2021. Affect2mm: Affective analysis of multimedia content using emotion causality. In *Proceedings of the IEEE/CVF Conference on Computer Vision and Pattern Recognition*, 5661–5671.
- Morgado, P.; Vasconcelos, N.; and Misra, I. 2021. Audio-visual instance discrimination with cross-modal agreement. In *Proceedings of the IEEE/CVF Conference on Computer Vision and Pattern Recognition*, 12475–12486.
- Nie, W.; Ren, M.; Nie, J.; and Zhao, S. 2020. C-GCN: Correlation based graph convolutional network for audio-video emotion recognition. *IEEE Transactions on Multimedia*, 23: 3793–3804.
- Oord, A. v. d.; Li, Y.; and Vinyals, O. 2018. Representation learning with contrastive predictive coding. *arXiv preprint arXiv:1807.03748*.
- Qi, F.; Yang, X.; and Xu, C. 2021. Zero-shot Video Emotion Recognition via Multimodal Protagonist-aware Transformer Network. In *Proceedings of the 29th ACM International Conference on Multimedia*, 1074–1083.
- Shen, G.; Wang, X.; Duan, X.; Li, H.; and Zhu, W. 2020. Memor: A dataset for multimodal emotion reasoning in videos. In *Proceedings of the 28th ACM International Conference on Multimedia*, 493–502.
- Souček, T.; and Lokoč, J. 2020. TransNet V2: An effective deep network architecture for fast shot transition detection. *arXiv preprint arXiv:2008.04838*.
- Tao, L.; Wang, X.; and Yamasaki, T. 2020. Self-supervised video representation learning using inter-intra contrastive framework. In *Proceedings of the 28th ACM International Conference on Multimedia*, 2193–2201.
- Vaswani, A.; Shazeer, N.; Parmar, N.; Uszkoreit, J.; Jones, L.; Gomez, A. N.; Kaiser, Ł.; and Polosukhin, I. 2017. Attention is all you need. *Advances in neural information processing systems*, 30.
- Yu, W.; Xu, H.; Meng, F.; Zhu, Y.; Ma, Y.; Wu, J.; Zou, J.; and Yang, K. 2020. Ch-sims: A chinese multimodal sentiment analysis dataset with fine-grained annotation of modality. In *Proceedings of the 58th Annual Meeting of the Association for Computational Linguistics*, 3718–3727.
- Yu, W.; Xu, H.; Yuan, Z.; and Wu, J. 2021. Learning Modality-Specific Representations with Self-Supervised Multi-Task Learning for Multimodal Sentiment Analysis. *arXiv preprint arXiv:2102.04830*.

- Yuan, Z.; Li, W.; Xu, H.; and Yu, W. 2021. Transformer-based Feature Reconstruction Network for Robust Multimodal Sentiment Analysis. In *Proceedings of the 29th ACM International Conference on Multimedia*, 4400–4407.
- Zadeh, A.; Chen, M.; Poria, S.; Cambria, E.; and Morency, L.-P. 2017. Tensor fusion network for multimodal sentiment analysis. *arXiv preprint arXiv:1707.07250*.
- Zadeh, A.; Liang, P. P.; Mazumder, N.; Poria, S.; Cambria, E.; and Morency, L.-P. 2018a. Memory fusion network for multi-view sequential learning. In *Proceedings of the AAAI Conference on Artificial Intelligence*, volume 32.
- Zadeh, A.; Zellers, R.; Pincus, E.; and Morency, L.-P. 2016. Mosi: multimodal corpus of sentiment intensity and subjectivity analysis in online opinion videos. *arXiv preprint arXiv:1606.06259*.
- Zadeh, A. B.; Liang, P. P.; Poria, S.; Cambria, E.; and Morency, L.-P. 2018b. Multimodal language analysis in the wild: Cmu-mosei dataset and interpretable dynamic fusion graph. In *Proceedings of the 56th Annual Meeting of the Association for Computational Linguistics (Volume 1: Long Papers)*, 2236–2246.
- Zhang, J.; Xu, X.; Shen, F.; Lu, H.; Liu, X.; and Shen, H. T. 2021. Enhancing audio-visual association with self-supervised curriculum learning. In *Proceedings of the AAAI Conference on Artificial Intelligence*, volume 35, 3351–3359.