

The Power of External Memory in Increasing Predictive Model Capacity

Cenk Baykal
Google Research

Dylan J Cutler
Google Research

Nishanth Dikkala
Google Research

Nikhil Ghosh
University of California, Berkeley

Rina Panigrahy
Google Research

Xin Wang
Google Research

Abstract

One way of introducing sparsity into deep networks is by attaching an external table of parameters that is sparsely looked up at different layers of the network. By storing the bulk of the parameters in the external table, one can increase the capacity of the model without necessarily increasing the inference time. Two crucial questions in this setting are then: what is the lookup function for accessing the table and how are the contents of the table consumed? Prominent methods for accessing the table include 1) using words/wordpieces token-ids as table indices, 2) LSH hashing the token vector in each layer into a table of buckets, and 3) learnable softmax style routing to a table entry. The ways to consume the contents include adding/concatenating to input representation, and using the contents as expert networks that specialize to different inputs. In this work, we conduct rigorous experimental evaluations of existing ideas and their combinations. We also introduce a new method, alternating updates, that enables access to an increased token dimension without increasing the computation time, and demonstrate its effectiveness in language modeling.

large data sets using thousands of AI accelerators. Their immense size leads to prohibitive compute and energy costs [Patterson et al., 2021] and prevents their deployment to resource or compute-constrained applications (e.g., autonomous driving) [Liebenwein et al., 2021].

Sparsely-activated networks, such as Mixture-of-Expert (MoE) models [Shazeer et al., 2017], have the potential to alleviate these costs and enable efficient scalability of modern models. The main idea is to partition a network’s or each layer’s parameters into a table (of experts), where each entry (expert) of the table corresponds to a small subset of disjoint parameters that can be acted on by the input. During training and inference, a given input to the network is *routed* to a small subset of entries (parameters) to compute the output. As a result, the computation cost remains small relative to the total number of network parameters. By storing the bulk of the parameters in externally accessed tables, we obtain models with significantly higher capacity with only a relatively small increase in computation time.

Designing effective sparsely-activated models hinges on two essential components: (i) the expert lookup (routing) function and (ii) the logic for consuming the contents of the table entries. Examples of lookup functions include using Token-ID lookups similar to [Roller et al., 2021], Locality Sensitive Hashing (LSH) lookup of input token embeddings [Panigrahy et al., 2021], and trainable softmax based lookup as in sparse expert models [Fedus et al., 2022, Lepikhin et al., 2020]. There are also different ways of consuming the accessed entries. For example, one could view the accessed entries as additional parameters for input representation, which can be added or concatenated with the layer’s output to form the augmented output. Alternatively, one could interpret the table entry as input-dependent function parameters, which parameterize an *expert* function whose output is combined with the *main* expert output; here, the *main* expert is one that the input is always acted upon (see Fig. 1). Overall, there exists a research gap in evaluating and comparing combinations of such ideas to generate the most efficient and high-performing sparse models.

In this work, we extensively evaluate several choices for the

1 Introduction

Contemporary machine learning models have been remarkably successful in many different domains ranging from natural language [Chowdhery et al., 2022, Hoffmann et al., 2022] to computer vision [Yu et al., 2022, Riquelme et al., 2021]. However, these successes have come in part through sheer scale. A vast amount of empirical studies justify the conventional wisdom that bigger (models and data sets) is better [Hernandez et al., 2021, Kaplan et al., 2020]. Accordingly, state-of-the-art models often contain billions of parameters and are trained for weeks on enormously

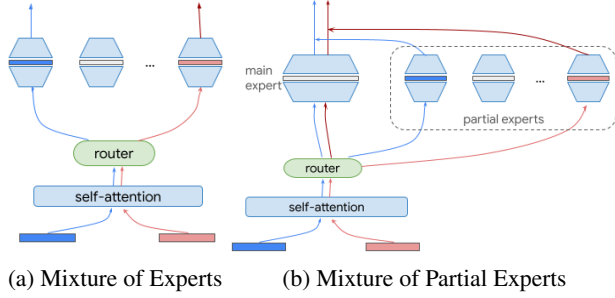


Figure 1: The standard Mixture of Experts model (left) routes the inputs to one or more of n experts based on a routing function. Mixture of Partial Experts (right) always routes the input to the main expert and additionally routes the input to one or more partial experts; the output is a function of the main expert’s and partial experts’ outputs.

lookup function and the consumption logic and their combinations. We find Token-ID lookup to be more effective in the large-number-of-experts case. From a theoretical perspective, we provide insights into popular lookup (routing) functions and why some might perform better than others. In addition, inspired by the observation that transformer models [Vaswani et al., 2017] benefit from increased representation dimension, we use memory parameters as additional parameters for input representation, and introduce a novel method called *Alternating Updates*. This method widens the representation without increasing transformer computation time by working on a part of the representation at each layer. In particular, our contributions are:

1. We extensively study and empirically evaluate various lookup functions including softmax, LSH, and Token-ID lookup in the partial experts setting.
2. We show the theoretical connections between various lookup functions and LSH variants. We also establish the power of consuming disjoint embedding tables at latter layers of the network.
3. We introduce and evaluate the method of *Alternating Updates* that enables increased token dimension with little additional computation cost.

2 Related Work

Prior work is rich with a diverse set of techniques to increase the efficiency of contemporary transformer models (see [Tay et al., 2020] for a survey). In this paper, we focus on lookup-based sparse models due to their state-of-the-art performance on various standard benchmarks [Fedus et al., 2022] and favorable theoretical properties [Chen et al., 2022, Baykal et al., 2022].

Recent works have introduced extremely large, yet scalable models with the use of conditional routing of in-

puts to a learnable subset of parameters. Notably, the Sparse Mixture of Experts (SMoE) [Shazeer et al., 2017, Yuksel et al., 2012, Jacobs et al., 1991] family of models use a learned softmax probability distribution to conditionally direct the computation to *experts*, i.e., subsets of network parameters. By routing the computation to a small subset of parameters on an input-dependent basis, SMoE leads to higher capacity models with a relatively small and controllable increase in computation. Switch Transformers [Fedus et al., 2021] show that routing to a single expert on an input-dependent basis reduces computation and outperforms prior SMoE approaches on language tasks.

Follow up work on SMoE include those that improve the load balancing of experts [Zoph et al., 2022, Lewis et al., 2021], use reinforcement learning to learn the routing function [Clark et al., 2022], and leverage smooth top- k expert selection [Hazimeh et al., 2021] (see [Fedus et al., 2022] for a survey). Other choices for the routing function include non-learnable ones such as Locality Sensitivity Hashing (LSH) [Panigrahy et al., 2021] which generally maps similar inputs to the same expert, Hash Layers that use token-based hashing [Roller et al., 2021], and language-specific deterministic routing [Fan et al., 2021]. Residual Mixture of Experts [Wu et al., 2022a] separates the expert weights into input-independent and input-dependent components, similar to the partial expert setting we have.

Conditionally accessing *external memory* is another related approach to vastly increase model capacity at the cost of a relatively small increase in computation [Graves et al., 2016, Graves et al., 2014]. For examples, Memorizing Transformers [Wu et al., 2022b], Memformer [Wu et al., 2020], and Product key memory [Lample et al., 2019] leverage dynamic memory to encode and retrieve relevant information. Additional works include those that use an immensely large untrainable corpus, such as Wikipedia, REALM [Guu et al., 2020], or a 2 trillion token database, RETRO [Borgeaud et al., 2022].

3 Lookup Functions

In this section, we formalize the augmentation of a layer L with external memory and provide an overview of the various lookup functions that we cover in this paper. The memory augmented layer is shown as Alg. 1. Since we are primarily interested in Transformer-like architectures we can just focus on the action of the layer on a single token. Abstractly, we consider a layer L to be a function from a vector space \mathcal{X} to itself. For example, L can be the self-attention layer of a transformer and \mathcal{X} the space of embedded token vectors $\mathbb{R}^{d_{\text{emb}}}$. We let \mathcal{F} be the set of all functions from \mathcal{X} to \mathcal{X} . The external memory for the layer consists of a lookup function q and a memory table T .

Given the previous layer output $x \in \mathcal{X}$ and the index

of original token in the vocabulary (i.e. the token-id, see Sec. 3.2) which we denote id , the look-up function q computes a set of indices $\mathcal{T} = q(x, \text{id})$. Typically the look-up function either uses only id as in Token-ID lookup (see Sec. 3.2) or only x as in Softmax lookup (see Sec. 3.1). The indices $i \in \mathcal{T}$ are then used to access the table T and access experts $f_i = T(i)$ in \mathcal{F} .

We will consider experts f_i that are either two-layer fully connected networks $f_i(x) = V\phi(U^T x)$ where ϕ is the ReLU activation or just simply a constant function $f_i(x) = b$. For a d -dimensional input, the matrices $V, U \in \mathbb{R}^{d \times \text{rank}}$, where rank is a configurable parameter that specifies the width of the expert, and consequently the computation time of routing to each partial expert. The augmented layer computation outputs $L(x) + \sum_{i \in \mathcal{T}} w_i(x) f_i(x)$ for some weighting functions w_i instead of the normal output $L(x)$. In principle, one could consider alternate ways of combining $L(x)$ and $\sum_i w_i(x) f_i(x)$, however in this work we only consider addition since it is simple and preserves dimensions. We consider different choices of the lookup function q and memory tables T as follows.

Algorithm 1: Memory Augmented Layer

Input: Layer $L \in \mathcal{F}$, previous layer output $x \in \mathcal{X}$,
 $\text{id} \in \mathbb{N}$, look-up function $q : \mathcal{X} \times \mathbb{N} \rightarrow [n]$,
 memory table $T : [n] \rightarrow \mathcal{F}$
 Table index $i = q(x, \text{id})$;
 Adjustment function $f = T(i)$;
Output: $L(x) + f(x)$

3.1 MoE-style Softmax Lookup

The MoE layer routes an input token x to k of n experts where each expert is itself a parametrized subnetwork (e.g., a fully-connected layer). Following [Fedus et al., 2022], we let $\{E_i(\cdot)\}_{i \in [n]}$ and $E_i(x)$ denote the set of experts and the output of lookup the input token x to expert i , respectively. For an input token x , a learnable weight matrix W is applied to obtain the logits $h(x) = Wx$. The lookup probabilities are computed by taking the softmax of $h(x)$

$$p_i(x) = \frac{\exp(h_i(x))}{\sum_{j \in [n]} \exp(h_j(x))} \quad \forall i \in [n].$$

The token x is routed to the expert(s) $\mathcal{T} \subset [n]$ with the top- k probabilities $p(x)$. Since this operation is not differentiable, the output y is computed as a probability weighted combination of the experts' outputs to enable gradients to propagate back to the router parameters, i.e., $y = \sum_{i \in \mathcal{T}} p_i(x) E_i(x)$ [Shazeer et al., 2017].

3.2 Token-ID Lookup

In a transformer, the computation can be viewed as repeatedly transforming the embedding vector of a token

within the initial embedding space. For example the token "tiger" may be embedded initially as $x_0 \in \mathbb{R}^{d_{\text{emb}}}$ and then transformed into x_1, x_2, \dots , etc. successively where each $x_i \in \mathbb{R}^{d_{\text{emb}}}$. In Token-ID lookup for each x_i the look-up function q (see Alg. 1) simply returns the index of the input token (e.g. "tiger") in the vocabulary and ignores the previous layer output. Note that in this case the table size n of each layer is equal to the size of the vocabulary.

3.3 Locality Sensitive Hashing (LSH) Lookup

Locality Sensitive Hashing [Gionis et al., 1999] is a popular variant of hashing that tends to hash similar objects to the same buckets and is used for approximate nearest neighbor search [Andoni et al., 2014, Andoni and Razenshteyn, 2015, Andoni et al., 2015]. It tends to hash similar inputs to the same bucket with higher probability and dissimilar inputs to different buckets. There are variants of LSH, but for LSH lookup we follow prior work [Baykal et al., 2022, Panigrahy et al., 2021] and consider the *hyperplane-based LSH*. At a high level, this approach partitions the input space into a grid-like structure using randomly oriented, equispaced hyperplanes. Each such region is considered a bucket (expert) of the hash table. See Sec. 4 and the supplementary material for details.

4 Theoretical Arguments

In this section, we analyze and provide unifying theoretical insights into popular lookup functions (Sec. 4.1) and demonstrate the theoretical advantage of using embedding table lookups at higher layers (Sec. 4.2).

4.1 Lookup functions as variants of LSH and their efficiency

Here, we show that under simplifying assumptions, softmax routing and wordpiece routing can be viewed as Spherical LSH and Min-hash LSH, respectively. This interpretation will imply that, with practical configurations, Token-ID is more parameter efficient than Softmax, which is more efficient than hyperplane-LSH lookup.

Preliminaries We consider a Locality Sensitive Hashing (LSH) that maps an input to one of n buckets. We let $r_2 > r_1 > 0$, denote the threshold for nearby points and far-away points, respectively. For $x, y \in \mathbb{R}^d$, we say x and y are nearby if $\|x - y\|_2 \leq r_1$ and they are far-away if $\|x - y\|_2 \geq r_2$, where $\|x\|_2$ is the 2-norm of the vector x . Let $c = r_2/r_1 > 1$ denote the distance gap as a ratio. Let

$$\begin{aligned} p_1 &\leq \Pr(h(x) = h(y) : \|x - y\|_2 \leq r_1) \\ p_2 &\geq \Pr(h(x) = h(y) : \|x - y\|_2 \geq r_2) \end{aligned}$$

denote lower and upper bounds on the collision probability of nearby points and far-away points, respectively.

Notably, with n buckets the probability that two nearby points hash to the same bucket is $n^{-\rho}$, where $\rho = \frac{\log(1/p_1)}{\log(1/p_2)}$ [Andoni and Razenshteyn, 2015].

Efficiency Let us consider two sentences s_1, s_2 of the same length l that have f fraction of wordpieces in common. Assume for simplicity that the embedding vector for each wordpiece is a random unit vector in R^d . We summarize LSH variants and the collision probability of nearby points in this setting. We are interested in the *efficiency*, i.e., the collision probability for the set of experts corresponding to two similar sentences. For a fixed size table of n experts, the higher the collision probability for two similar sentences, the more efficient the LSH lookup is in terms of routing similar tokens to similar buckets. The full details of the LSH variants and proofs are in the supplementary.

1. **Hyperplane LSH** [Datar et al., 2004]: this variant divides a R^d space into buckets by using randomly oriented parallel equispaced hyperplanes. Hyperplane LSH has the property that $\rho = \mathcal{O}(1/c)$. Computations (see supplementary) yield $c = 1/\sqrt{1-f}$, which implies a collision probability of $n^{-\mathcal{O}(\sqrt{1-f})}$.
2. **Spherical LSH** [Andoni and Indyk, 2008]: here, we use a random set of points to divide up the R^d space into Voronoi regions, each representing a different bucket. This method has a better ρ value of $\mathcal{O}(1/c^2)$. Assuming that the Softmax lookup matrix W (see Sec. 3) is uniform, the Softmax lookup corresponds to Spherical LSH [Andoni et al., 2015]. This yields $\rho = \mathcal{O}(1-f)$ and a collision probability of $n^{-\mathcal{O}(1-f)}$.
3. **Min-hash** [Broder et al., 1998]: this approach is used for hashing sets so that similar sets get hashed to the same bucket. Using the Jaccard similarity measure for comparing sets means that the fraction of experts that match up for the two sentences s_1, s_2 is f . This also means that Token-ID lookup can be viewed as Min-hash LSH.

The above properties imply the following theorem.

Theorem 1. *In the setting of the above simplifying assumptions, we have the following:*

1. *Softmax and Token-ID lookup can be viewed as Spherical LSH and Min-hash LSH, respectively.*
2. *The probability that a random token in the two sentences of equal length that overlap in f fraction of the wordpieces gets routed to the same expert is $n^{-\mathcal{O}(\sqrt{1-f})}$, $n^{-\mathcal{O}(1-f)}$, and f for hyperplane LSH, Softmax, and Token-ID lookup, respectively.*
3. *For large n and a small fraction f , in terms of routing to the same expert, the efficacy order of the different lookup methods is $\text{Token-ID} \geq \text{Softmax} \geq \text{hyperplane LSH}$.*

4.2 Advantage of embedding lookups at higher layers

Note that the Token-ID routing need not be a per-layer routing operation since it is merely a function of the token ID which can be done once in the input layer. One way of incorporating the result of this lookup is to simply feed the output of the lookup into the input for the first layer. This implementation delegates the work of passing on this information to the higher layers to the network itself. Alternatively, the output of the lookup in the input layer can be partitioned so that *different parts of the lookup output feed into the different layers of the network*. This partitioning and feeding the embedding lookup directly to the layers can be viewed as separate embedding lookups in those layers.

The theorem below establishes that the latter implementation with embedding lookups at higher layers enables a more efficient architecture of lower width and fewer parameters than the former one.

Theorem 2. *There exists a class of natural learning problems where embedding lookups of categorical features at upper layers in addition to the input layer gives a more efficient architecture compared to an architecture that feeds the embedding lookup output only to the input layer.*

Proof Sketch. The main idea is to consider two architectures that implement the embedding lookup in the two distinct ways and an input (u, q) with ground truth score $\langle \Psi(u), \Phi(q) \rangle$, where $\Psi(u)$ maps u to a d -dimensional feature vector and $\Phi(q)$ is a non-linear transformation of q that can be implemented by a deep network of width d . The first architecture combines the lookup $\Psi(u)$ with q (by a weighted sum) and feeds into the network as input; the second architecture in addition feeds the embedding output of u to all the layers of the network instead of only the lowest layer. The second architecture can store $\Psi(u)$ in the table and feed it directly to the output layer (which produces $\Phi(q)$) to obtain the result $\langle \Psi(u), \Phi(q) \rangle$ using width d . On the other hand, for the first architecture the entropy of the information carried up the layers is at least $2d$ assuming u and q are random and not correlated, and so the width of the network needs to be $2d$.

□

5 External memory with Alternating Updates

In this section, we introduce the method of *Alternating Updates*, an approach to enable increased token dimension with little additional computation cost.

5.1 Background

Instead of viewing external memory parameters as input-dependent function parameters (or “experts”), we can view

them as additional parameters for the input representation. To consume these additional parameters, we can project and add them to the original representation vector. Alternatively, we can use them to widen the representation vector, as we do in Alternating Updates. This ties well with the observation that language models benefit from wider model dimensions, for example, as model sizes scale up, model dimension grows from 512 (small) to 768 (base) and 1024 (large, 3B, and 11B) in T5 models [Raffel et al., 2020], and from 4096 (8B) to 8192 (64B) and 18432 (540B) in PaLM models [Chowdhery et al., 2022].

As the model dimension increases, both representation dimension and transformer layer dimension increase. However, the two dimensions account for different capacities of the model: wider representations store more information about the input, while wider transformer layers give more processing power. They also differ a lot in computation cost: widening the representation increases computation minimally, while widening transformer layers quadratically increases computation cost. A natural question is how to incorporate wider representations while maintaining smaller transformer layers.

5.2 A Predict-Compute-Correct Algorithm

We propose to keep a wide representation vector, perform computation with a sub-block, and estimate the updated representation using a Predict-Compute-Correct algorithm, as illustrated in Figure 2. Taking this view, external memory is now added by increasing the token embedding’s dimensionality: suppose the original embedding dimension is $d \in \mathbb{N}$, it is now increased to $d + e \in \mathbb{N}$, which introduces Ve additional parameters, where V is the vocabulary size for the tokens. While the e can be any nonnegative integer, we first discuss our algorithm in the simpler case in which e is a multiple of d , i.e. $e = (K - 1)d$, where $K \in \mathbb{N}$ and $K > 1$.

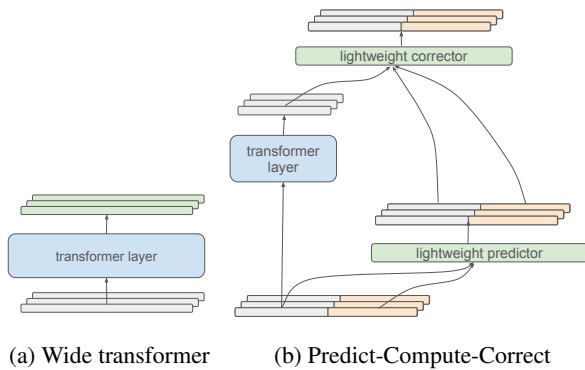


Figure 2: Updating a wide representation vector: (a) wide transformer layers scales quadratically with the representation dimension; (b) Predict-Compute-Correct algorithm uses a narrow transformer layer along with lightweight predictor and corrector to update a wide representation vector.

More specifically, let the input embedding vector be Kd dimensional, where $K, d \in \mathbb{N}$. Our algorithm keeps the dimension of the representation vector at every layer to be Kd while uses layers of width d to transform the representation vector. Denote the representation vector at layer i by $x_i = \text{concat}(x_i^1, x_i^2, \dots, x_i^K)$, where $x_i^j \in \mathbb{R}^d, j = 1, 2, \dots, K$ are contiguous sub-blocks of x_i and concat is the concatenation operation. Denote layer i ’s transformation function by $L_i : \mathbb{R}^d \rightarrow \mathbb{R}^d$. Representation vector x_{i+1} at layer $i + 1$ is obtained in three steps:

1. **Prediction:** predict the representation vector at next layer with a trainable linear map $\hat{x}_{i+1} = P_i x_i$, where $P_i \in \mathbb{R}^{Kd \times Kd}$;
2. **Computation:** select a sub-block x_i^{j*} and update this block with $L_i: \tilde{x}_{i+1}^{j*} = L_i(x_i^{j*})$ (selection of j^* is discussed in the next section); more than one sub-blocks can be selected if needed;
3. **Correction:** correct the prediction with the computation result: $x_{i+1} = \hat{x}_{i+1} + G_i(\tilde{x}_{i+1}^{j*} - \hat{x}_{i+1}^{j*})$, where $G_i \in \mathbb{R}^{Kd \times d}$ is a trainable matrix.

When there is no ambiguity about the layer index, we drop the subscript i , and denote $x_{old} := x_i$ and $x_{new} := x_{i+1}$. The three steps are summarized in Algorithm 2.

Algorithm 2: Predict-Compute-Correct algorithm

Input: Representation vector

$x_{old} = \text{concat}(x_{old}^1, x_{old}^2, \dots, x_{old}^K)$, where $x_{old}^j \in \mathbb{R}^d, j = 1, 2, \dots, K$ are contiguous sub-blocks of x_{old} .

Output: Updated representation vector x_{new} .

Prediction: predict the updated representation vector with a trainable linear map: $\hat{x} = P x_{old}$, where $P \in \mathbb{R}^{Kd \times Kd}$ is a trainable matrix;

Computation: select a sub-block x_{old}^{j*} and update this block with $L: \tilde{x}^{j*} = L(x_{old}^{j*})$;

Correction: correct the prediction with the computation result: $x_{new} = \hat{x} + G(\tilde{x}^{j*} - \hat{x}^{j*})$, where $G \in \mathbb{R}^{Kd \times d}$ is a trainable matrix.

This Predict-Compute-Correct algorithm is inspired by the Kalman filter algorithm [Kalman, 1960]. Casted in the Kalman filtering framework, the prediction step utilizes a simple linear dynamic model, the computation step is viewed as a form of “measurement”, and correction step performs a weighted sum of prediction and “measurement” through the gain matrix G . Note the prediction and measurement noises which are important components in Kalman filter are not modeled in the above algorithm. Estimation of noises and covariance updates are left for future work.

To further reduce the computation cost of the prediction and correction steps, we impose a particular block matrix structure on P and G . Let $P = (p_{i,j} I_{d \times d})_{i,j \in [K]}$,

$G = (g_i I_{d \times d})_{i \in [K]}$, where $p_{i,j}, g_i \in \mathbb{R}$ are scalars and $I_{d \times d} \in \mathbb{R}^{d \times d}$ is the identity matrix. Note this amounts to treating each sub-block x^i as an atomic quantity. The simplified Predict-Compute-Correct algorithm is summarized in Algorithm 3.

Algorithm 3: Simplified Predict-Compute-Correct algorithm

Input: Representation vector

$x_{old} = \text{concat}(x_{old}^1, x_{old}^2, \dots, x_{old}^K)$, where $x_{old}^j \in \mathbb{R}^d, j = 1, 2, \dots, K$ are contiguous sub-blocks of x_{old} .

Output: Updated representation vector x_{new} .

Prediction: predict the updated representation vector with a trainable linear map: $\hat{x}^i = \sum_{j=1}^K p_{i,j} x_{old}^j$ for $i = 1, 2, \dots, K$, where $p_{i,j} \in \mathbb{R}$ are trainable scalars;

Computation: select a sub-block $x_{old}^{j^*}$ and update this block with $L: \tilde{x}^{j^*} = L(x_{old}^{j^*})$;

Correction: correct the prediction with the computation result: $x_{new}^i = \hat{x}^i + g_i(\tilde{x}^{j^*} - \hat{x}^{j^*})$ for $i = 1, 2, \dots, K$, where $g_i \in \mathbb{R}$ are trainable scalars.

In the simplified algorithm, prediction and correction steps involve only vector addition and scalar-vector multiplication, which both incur $O(d)$ computation cost and much less than the $O(d^2)$ cost of the layer transformer L .

5.3 Selection of sub-blocks

The selection of sub-blocks for the computation step is not specified in Algorithm 2 and 3. We consider two simple, deterministic selection methods in this paper and leave more sophisticated methods for future work.

1. **Same:** choose the same sub-block for all the layers in a neural network;
2. **Alternating:** for a sequence of layers, alternating through the sub-blocks, that is, if the sub-blocks are indexed with zero-based index, then sub-block $i \bmod K$ is selected for the computation step for layer i . Algorithm 3 with alternating selection is referred to as **Alternating Updates(AltUp)** in the following sections.

We compare the two selection methods empirically in Section 6.2 and found the “alternating” method is better.

5.4 Extension to non-integer multiples

In the above description of the Predict-Compute-Correct algorithms, we assumed the augmented dimension e is a multiple of original embedding dimension d . For the more general case when e is not a multiple of d , we add a divide-and-project step before we apply Algorithm 2 or Algorithm 3: choose an integer factor $(K-1)$ of e , divide the augmented

vectors into $(K-1)$ sub-blocks, and project each sub-block to d dimension. Here K becomes another hyper-parameter of the algorithm.

6 Results

6.1 Setting

We performed all of our experiments using T5-model architectures [Raffel et al., 2020] of varying sizes (small, base, and large) which we pretrained on the C4 dataset for 500,000 steps with a batch size of 256. The pretrained models were then finetuned on either the GLUE [Wang et al., 2018], SuperGLUE [Wang et al., 2019], or SQuAD [Rajpurkar et al., 2016] benchmark tasks for a further 50,000 steps with a batch-size of 256. The pretraining task is to predict corrupted text spans, and the finetuning tasks are re-casted into text generation tasks. We report both pretraining and finetuning metrics: for pretraining, we report span prediction accuracy on a hold-out validation set, and for finetuning, we follow the same recipe as the T5 models, see [Raffel et al., 2020] for more details. The full experiment set-up is detailed in the appendix.

6.2 Memory consumption methods

In this section, we present empirical results on comparison of different memory consumption methods, especially the Predict-Compute-Correct algorithm (Algorithm 3). In all the subsequent experiments, the augmented memory are implemented as additional embedding tables at the bottom layer of the model and token-ID lookup can be performed only once, which results in very small computation cost. We explore different memory consumption methods, model sizes, and memory sizes.

We first fix the augmented memory parameters to be one extra embedding table (corresponding to $K = 2$ in Algorithm 3), lookup mechanism to be token-ID lookup, and compare different memory consumption methods. In Table 1, we compare the summation method (Sum) in which additional embedding vectors are added to the token representation vector, Algorithm 3 with same block selection (SameUp), and Algorithm 3 with alternating block selection (AltUp), all on top of the T5 version 1.1 base model (B). We note all three methods bring improvements in both pretraining and finetuning, and AltUp is the most effective one. While pretraining accuracies for all three memory consumption methods are similar, differences in finetuning metrics are large, and Alternating Updates achieving roughly twice gains compared to the other two methods. Similar behaviors are observed for small and large sized T5 models, see appendix for details.

For the second set of experiments, we explore the alternating updates with increasing model sizes. We compare

The Power of External Memory in Increasing Predictive Model Capacity

Model	Pretrain accuracy	Finetune GLUE	Finetune SG	Finetune SQuAD (EM/F1)
B	66.42	84.25	73.56	83.78/91.19
B + Sum	66.82	84.85	75.2	84.36/91.36
B + SameUp	66.82	84.06	74.15	84.41/91.76
B + AltUp	66.96	85.32	75.80	85.24/92.36

Table 1: Comparison of memory consumption methods: summation (Sum), Predict-Compute-Correct with “same” block selection (SameUp), and Predict-Compute-Correct with “alternating” block selection (AltUp).

Model	Pretrain accuracy	Finetune GLUE	Finetune SG	Finetune SQuAD (EM/F1)
S	61.21	75.83	59.28	76.44/84.97
S + AltUp	61.86	76.82	59.60	77.51/85.79
B	66.42	84.25	73.56	83.78/91.19
B + AltUp	66.96	85.32	75.80	85.24/92.36
L	69.13	87.23	81.21	86.77/93.56
L + AltUp	69.32	88.20	82.75	87.81/94.29

Table 2: T5 version 1.1. models augmented with Alternating Updates: both pretraining and finetuning metrics are improved. We observe diminishing return in pretraining accuracy gain, but no diminishing returns in finetuning metrics.

three model sizes with the T5 version 1.1 architecture: small (S), base (B) and large (L). The base and large models follow the same model configurations as in the T5 paper [Raffel et al., 2020] to cover a larger range of model sizes (4 encoder/decoder layers instead of 8 encoder/decoder layers). For models with alternating updates, we set $K = 2$, corresponding to doubling the embedding dimension. Full details of the model configurations are available in Appendix.

Table 2 shows pretraining and finetuning metrics comparison of the baseline models and the corresponding models with Alternating Updates. Note gains in pretraining accuracies show diminishing returns when model sizes grows, gains in finetuning metrics doesn’t seems to diminish. We plan to experiment with even larger models to see if this trend is still valid.

Table 3 documents the parameter count and training speed comparison. Note Alternating Updates increases the embedding parameters while leaving the non-embedding parameters roughly the same. Since the transformer computation are not changed by alternating updates, we also observe very small training speed impact.

Finally, we present the model quality with different memory sizes. Table 4 contains model performances for alter-

Model	# emb params	# non-emb params	train speed
S	3.29E+07	3.78E+07	166.1
S + AltUp	6.58E+07	3.99E+07	119.4
B	4.93E+07	1.98E+08	52.4
B + AltUp	9.87E+07	2.12E+08	42.3
L	6.58E+07	7.17E+08	17.1
L + AltUp	1.32E+08	7.68E+08	14.4

Table 3: Model size and train speed comparison: T5.1.1 small(S), base(B) and large(L) models are compared. Embedding parameters include input embedding table parameters (shared between encoder and decoder) and output embedding table. Non-embedding parameters include all the transformer blocks. Train speed is measured by number of examples per second per core.

Model	Pretrain accuracy	Finetune GLUE	Finetune SG	Finetune SQuAD (EM/F1)
B	66.42	84.25	73.56	83.78/91.19
B + AltUp (K=2)	66.96	85.32	75.80	85.24/92.36
B + AltUp (K=4)	67.18	84.95	78.91	84.82/92.07

Table 4: Performance with different memory sizes: T5 version 1.1 model augmented with larger embeddings, with $K = 2$ and 4 corresponding to doubling and quadrupling the representation dimension.

nating updated base sized models with $K = 2$ and 4. We observe a monotonic increasing trend for the pretraining accuracy as memory sizes increases. On finetuning tasks, we observe some tasks (SuperGLUE) continue to benefit from more memory, while other tasks (GLUE and SQuAD) don’t. We hypothesize this might be attributed to the nature of the tasks: while some tasks requires more knowledge about the input and can be improved with a wider input representation, other tasks depend more function approximation capacity which is not increased with a wider input representation. We observe similar behaviors for small and large sized T5 models, see appendix for details.

6.3 Varying table size and rank for Softmax Lookup

Here we investigate the effect of varying table size (number of experts) and rank on the popular Softmax lookup mechanism that is used by state-of-the-art MoE models. We evaluate the performance of Softmax lookup in the partial expert setting on the performance of T5X Small pretraining with ranks $\{0, 4, 16, 64, 128\}$ and buckets (experts) $\{8, 32, 64, 128, 512\}$. The results are shown in Fig. 3.

We observe that generally, increasing the width (rank) of the partial expert leads to increased performance for virtually all table sizes, with the notable exception of the largest table size (512). Interestingly, increasing the number of

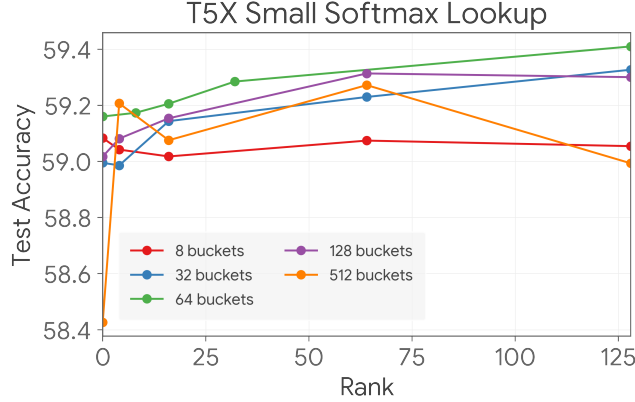


Figure 3: The performance of Softmax lookup with varying configurations of rank and buckets (number of experts) on the pretrain performance of T5 Small (baseline: 59.1%). Increasing the rank (width of each FF expert) generally increases performance, with rare exceptions. Increasing the number of buckets from 8 to 64 leads to monotonic increases performance, after which further increases lead to a monotonic performance degradation.

buckets (table size) does not lead to strict increases in performance. In fact, the best performing configuration uses the intermediate table size of 64 buckets with the maximum rank tested 128. A stronger trend also holds: increasing the buckets until 64 leads to monotonic increases in performance (see red, blue, and green curves of Fig. 3), after which we see a monotonic decrease in performance with higher number of buckets (see purple and orange curves). This is in agreement with previous observations of softmax-style MoE routing [Fedus et al., 2022], where increasing the number of experts beyond a certain point was found to degrade performance.

6.4 Comparisons of Lookup Functions

We now consider evaluating the performance of the various lookup functions subject to a constraint on the number of additional parameters introduced to the model. In particular, rank 0 Token-ID introduces roughly 2^{15} additional parameters, so we experiment with various combinations of rank ($\{0, 2, 4, \dots, 128, 256\}$) and the number of buckets ($\{2^3, 2^4, \dots, 2^{15}\}$) for Softmax and LSH lookup that satisfy the criteria of adding roughly 2^{15} (32,128) parameters¹ to the model.

Table 5 depicts the results of the evaluations on T5 Small and Base models. We see that Token-ID achieves the highest pretrain accuracy on both T5 models and significantly outperforms the baselines. Softmax and LSH lookup come

¹The number of additional parameters is computed as $\max\{2 \text{ rank}, 1\} * \text{buckets}$. We refer the reader to the supplementary for details on the computation.

Lookup Function	T5 Small	T5 Base
Baseline	59.10	63.35
Token-ID (rank 0, $\approx 2^{15}$ buckets)	59.44	63.73
Softmax (rank 256, 128 buckets)	59.35	63.49
LSH (rank 128, 128 buckets)	59.12	63.47

Table 5: Pretrain accuracy of models with various lookup functions with the same number of additional parameters on the small and base T5 models. The value for the best-performing (rank, number of buckets) configuration subject to the constraint of adding less than 2^{15} parameters is reported for each lookup method. Token-ID performs the best and adds the smallest amount of additional compute relative to Softmax and LSH lookup.

second and third place, respectively. Note that even though the configuration of rank 0 and 2^{15} buckets was evaluated for both Softmax and LSH lookups, they performed poorly in comparison to Token-ID lookup. This result precisely aligns with the statement of Theorem 3 which states that for a fixed size table, Token-ID is more efficient than Softmax, which is in turn more efficient than (hyperplane) LSH lookup.

7 Conclusion

In this paper, we study various lookup (routing) functions for sparsely activated memory modules and memory consumption methods. We empirically evaluate different lookup strategies, noting in particular the effectiveness of Token-ID lookup in the large-number-of-experts setting. We provide theoretical insights to support this experimental observation by studying the different lookup functions through the lens of Locality Sensitive Hashing. In addition, we introduce a novel method, *Alternating Updates* to increase representation width with little additional computation cost. Specifically, *Alternating Updates* utilizes lightweight prediction and correction steps to update a wider representation vector without increasing the transformer layer’s computation cost. As a result, we achieve strong performance improvements on language modeling and language understanding benchmarks. We envision that theoretical insights on lookup functions and the Alternating Updates algorithm can serve as valuable components for designing high-performing memory augmented models.

References

- [Andoni and Indyk, 2008] Andoni, A. and Indyk, P. (2008). Near-optimal hashing algorithms for approximate nearest neighbor in high dimensions. *Communications of the ACM*, 51(1):117–122. 4

- [Andoni et al., 2015] Andoni, A., Indyk, P., Laarhoven, T., Razenshteyn, I., and Schmidt, L. (2015). Practical and optimal lsh for angular distance. In *Advances in neural information processing systems*, pages 1225–1233. [3](#), [4](#), [12](#)
- [Andoni et al., 2014] Andoni, A., Indyk, P., Nguyen, H. L., and Razenshteyn, I. (2014). Beyond locality-sensitive hashing. In *Proceedings of the twenty-fifth annual ACM-SIAM symposium on Discrete algorithms*, pages 1018–1028. SIAM. [3](#)
- [Andoni and Razenshteyn, 2015] Andoni, A. and Razenshteyn, I. (2015). Optimal data-dependent hashing for approximate near neighbors. In *Proceedings of the forty-seventh annual ACM symposium on Theory of computing*, pages 793–801. [3](#), [4](#), [12](#)
- [Baykal et al., 2022] Baykal, C., Dikkala, N., Panigrahy, R., Rashtchian, C., and Wang, X. (2022). A theoretical view on sparsely activated networks. *arXiv preprint arXiv:2208.04461*. [2](#), [3](#)
- [Borgeaud et al., 2022] Borgeaud, S., Mensch, A., Hoffmann, J., Cai, T., Rutherford, E., Millican, K., Van Den Driessche, G. B., Lespiau, J.-B., Damoc, B., Clark, A., et al. (2022). Improving language models by retrieving from trillions of tokens. In *International Conference on Machine Learning*, pages 2206–2240. PMLR. [2](#)
- [Broder et al., 1998] Broder, A. Z., Charikar, M., Frieze, A. M., and Mitzenmacher, M. (1998). Min-wise independent permutations. In *Proceedings of the thirtieth annual ACM symposium on Theory of computing*, pages 327–336. [4](#)
- [Chen et al., 2022] Chen, Z., Deng, Y., Wu, Y., Gu, Q., and Li, Y. (2022). Towards understanding mixture of experts in deep learning. *arXiv preprint arXiv:2208.02813*. [2](#)
- [Chowdhery et al., 2022] Chowdhery, A., Narang, S., Devlin, J., Bosma, M., Mishra, G., Roberts, A., Barham, P., Chung, H. W., Sutton, C., Gehrmann, S., et al. (2022). Palm: Scaling language modeling with pathways. *arXiv preprint arXiv:2204.02311*. [1](#), [5](#)
- [Clark et al., 2022] Clark, A., de Las Casas, D., Guy, A., Mensch, A., Paganini, M., Hoffmann, J., Damoc, B., Hechtman, B., Cai, T., Borgeaud, S., et al. (2022). Unified scaling laws for routed language models. In *International Conference on Machine Learning*, pages 4057–4086. PMLR. [2](#)
- [Datar et al., 2004] Datar, M., Immorlica, N., Indyk, P., and Mirrokni, V. S. (2004). Locality-sensitive hashing scheme based on p-stable distributions. In *Proceedings of the twentieth annual symposium on Computational geometry*, pages 253–262. [4](#), [12](#)
- [Fan et al., 2021] Fan, A., Bhosale, S., Schwenk, H., Ma, Z., El-Kishky, A., Goyal, S., Baines, M., Celebi, O., Wenzek, G., Chaudhary, V., et al. (2021). Beyond english-centric multilingual machine translation. *J. Mach. Learn. Res.*, 22(107):1–48. [2](#)
- [Fedus et al., 2022] Fedus, W., Dean, J., and Zoph, B. (2022). A review of sparse expert models in deep learning. *arXiv preprint arXiv:2209.01667*. [1](#), [2](#), [3](#), [8](#)
- [Fedus et al., 2021] Fedus, W., Zoph, B., and Shazeer, N. (2021). Switch transformers: Scaling to trillion parameter models with simple and efficient sparsity. [2](#), [13](#)
- [Gionis et al., 1999] Gionis, A., Indyk, P., Motwani, R., et al. (1999). Similarity search in high dimensions via hashing. In *Vldb*, volume 99, pages 518–529. [3](#)
- [Graves et al., 2014] Graves, A., Wayne, G., and Danihelka, I. (2014). Neural turing machines. *arXiv preprint arXiv:1410.5401*. [2](#)
- [Graves et al., 2016] Graves, A., Wayne, G., Reynolds, M., Harley, T., Danihelka, I., Grabska-Barwińska, A., Colmenarejo, S. G., Grefenstette, E., Ramalho, T., Agapiou, J., et al. (2016). Hybrid computing using a neural network with dynamic external memory. *Nature*, 538(7626):471–476. [2](#)
- [Guu et al., 2020] Guu, K., Lee, K., Tung, Z., Pasupat, P., and Chang, M. (2020). Retrieval augmented language model pre-training. In *International Conference on Machine Learning*, pages 3929–3938. PMLR. [2](#)
- [Hazimeh et al., 2021] Hazimeh, H., Zhao, Z., Chowdhery, A., Sathiamoorthy, M., Chen, Y., Mazumder, R., Hong, L., and Chi, E. (2021). Dselect-k: Differentiable selection in the mixture of experts with applications to multi-task learning. *Advances in Neural Information Processing Systems*, 34:29335–29347. [2](#)
- [Hernandez et al., 2021] Hernandez, D., Kaplan, J., Henighan, T., and McCandlish, S. (2021). Scaling laws for transfer. *arXiv preprint arXiv:2102.01293*. [1](#)
- [Hoffmann et al., 2022] Hoffmann, J., Borgeaud, S., Mensch, A., Buchatskaya, E., Cai, T., Rutherford, E., Casas, D. d. L., Hendricks, L. A., Welbl, J., Clark, A., et al. (2022). Training compute-optimal large language models. *arXiv preprint arXiv:2203.15556*. [1](#)
- [Jacobs et al., 1991] Jacobs, R. A., Jordan, M. I., Nowlan, S. J., and Hinton, G. E. (1991). Adaptive mixtures of local experts. *Neural computation*, 3(1):79–87. [2](#)
- [Kalman, 1960] Kalman, R. E. (1960). A New Approach to Linear Filtering and Prediction Problems. *Journal of Basic Engineering*, 82(1):35–45. [5](#)

- [Kaplan et al., 2020] Kaplan, J., McCandlish, S., Henighan, T., Brown, T. B., Chess, B., Child, R., Gray, S., Radford, A., Wu, J., and Amodei, D. (2020). Scaling laws for neural language models. *arXiv preprint arXiv:2001.08361*. 1
- [Lample et al., 2019] Lample, G., Sablayrolles, A., Ranzato, M., Denoyer, L., and Jégou, H. (2019). Large memory layers with product keys. *Advances in Neural Information Processing Systems*, 32. 2
- [LeCun et al., 2012] LeCun, Y. A., Bottou, L., Orr, G. B., and Müller, K.-R. (2012). Efficient backprop. In *Neural networks: Tricks of the trade*, pages 9–48. Springer. 13
- [Lepikhin et al., 2020] Lepikhin, D., Lee, H., Xu, Y., Chen, D., Firat, O., Huang, Y., Krikun, M., Shazeer, N., and Chen, Z. (2020). Gshard: Scaling giant models with conditional computation and automatic sharding. *arXiv preprint arXiv:2006.16668*. 1
- [Lewis et al., 2021] Lewis, M., Bhosale, S., Dettmers, T., Goyal, N., and Zettlemoyer, L. (2021). Base layers: Simplifying training of large, sparse models. In *International Conference on Machine Learning*, pages 6265–6274. PMLR. 2
- [Liebenwein et al., 2021] Liebenwein, L., Baykal, C., Carter, B., Gifford, D., and Rus, D. (2021). Lost in pruning: The effects of pruning neural networks beyond test accuracy. *Proceedings of Machine Learning and Systems*, 3:93–138. 1
- [Panigrahy et al., 2021] Panigrahy, R., Wang, X., and Zaheer, M. (2021). Sketch based memory for neural networks. In *International Conference on Artificial Intelligence and Statistics*, pages 3169–3177. PMLR. 1, 2, 3
- [Patterson et al., 2021] Patterson, D., Gonzalez, J., Le, Q., Liang, C., Munguia, L.-M., Rothchild, D., So, D., Texier, M., and Dean, J. (2021). Carbon emissions and large neural network training. *arXiv preprint arXiv:2104.10350*. 1
- [Raffel et al., 2020] Raffel, C., Shazeer, N., Roberts, A., Lee, K., Narang, S., Matena, M., Zhou, Y., Li, W., Liu, P. J., et al. (2020). Exploring the limits of transfer learning with a unified text-to-text transformer. *J. Mach. Learn. Res.*, 21(140):1–67. 5, 6, 7, 13
- [Rajpurkar et al., 2016] Rajpurkar, P., Zhang, J., Lopyrev, K., and Liang, P. (2016). Squad: 100,000+ questions for machine comprehension of text. *arXiv preprint arXiv:1606.05250*. 6
- [Riquelme et al., 2021] Riquelme, C., Puigcerver, J., Mustafa, B., Neumann, M., Jenatton, R., Susano Pinto, A., Keyzers, D., and Houlsby, N. (2021). Scaling vision with sparse mixture of experts. *Advances in Neural Information Processing Systems*, 34:8583–8595. 1
- [Roberts et al., 2022] Roberts, A., Chung, H. W., Levskaya, A., Mishra, G., Bradbury, J., Andor, D., Narang, S., Lester, B., Gaffney, C., Mohiuddin, A., Hawthorne, C., Lewkowycz, A., Salcianu, A., van Zee, M., Austin, J., Goodman, S., Soares, L. B., Hu, H., Tsvyashchenko, S., Chowdhery, A., Bastings, J., Bulian, J., Garcia, X., Ni, J., Chen, A., Kenealy, K., Clark, J. H., Lee, S., Garrette, D., Lee-Thorp, J., Raffel, C., Shazeer, N., Ritter, M., Bosma, M., Passos, A., Maitin-Shepard, J., Fiedel, N., Omernick, M., Saeta, B., Sepassi, R., Spiridonov, A., Newlan, J., and Gesmundo, A. (2022). Scaling up models and data with t5x and *seqio*. *arXiv preprint arXiv:2203.17189*. 13
- [Roller et al., 2021] Roller, S., Sukhbaatar, S., Weston, J., et al. (2021). Hash layers for large sparse models. *Advances in Neural Information Processing Systems*, 34:17555–17566. 1, 2
- [Shazeer et al., 2017] Shazeer, N., Mirhoseini, A., Maziarz, K., Davis, A., Le, Q., Hinton, G., and Dean, J. (2017). Outrageously large neural networks: The sparsely-gated mixture-of-experts layer. *arXiv preprint arXiv:1701.06538*. 1, 2, 3
- [Shazeer and Stern, 2018] Shazeer, N. and Stern, M. (2018). Adafactor: Adaptive learning rates with sublinear memory cost. In *International Conference on Machine Learning*, pages 4596–4604. PMLR. 13
- [Tay et al., 2020] Tay, Y., Dehghani, M., Bahri, D., and Metzler, D. (2020). Efficient transformers: A survey. *ACM Computing Surveys (CSUR)*. 2
- [Vaswani et al., 2017] Vaswani, A., Shazeer, N., Parmar, N., Uszkoreit, J., Jones, L., Gomez, A. N., Kaiser, L. u., and Polosukhin, I. (2017). Attention is all you need. In *Advances in Neural Information Processing Systems*, volume 30. 2
- [Wang et al., 2019] Wang, A., Pruksachatkun, Y., Nangia, N., Singh, A., Michael, J., Hill, F., Levy, O., and Bowman, S. (2019). Superglue: A stickier benchmark for general-purpose language understanding systems. *Advances in neural information processing systems*, 32. 6
- [Wang et al., 2018] Wang, A., Singh, A., Michael, J., Hill, F., Levy, O., and Bowman, S. R. (2018). Glue: A multi-task benchmark and analysis platform for natural language understanding. *arXiv preprint arXiv:1804.07461*. 6
- [Wu et al., 2022a] Wu, L., Liu, M., Chen, Y., Chen, D., Dai, X., and Yuan, L. (2022a). Residual mixture of experts. *arXiv preprint arXiv:2204.09636*. 2

- [Wu et al., 2020] Wu, Q., Lan, Z., Gu, J., and Yu, Z. (2020). Memformer: The memory-augmented transformer. *arXiv preprint arXiv:2010.06891*. [2](#)
- [Wu et al., 2022b] Wu, Y., Rabe, M. N., Hutchins, D., and Szegedy, C. (2022b). Memorizing transformers. *arXiv preprint arXiv:2203.08913*. [2](#)
- [Yu et al., 2022] Yu, J., Wang, Z., Vasudevan, V., Yeung, L., Seyedhosseini, M., and Wu, Y. (2022). Coca: Contrastive captioners are image-text foundation models. *arXiv preprint arXiv:2205.01917*. [1](#)
- [Yuksel et al., 2012] Yuksel, S. E., Wilson, J. N., and Gader, P. D. (2012). Twenty years of mixture of experts. *IEEE transactions on neural networks and learning systems*, 23(8):1177–1193. [2](#)
- [Zoph et al., 2022] Zoph, B., Bello, I., Kumar, S. a., Du, N., Huang, Y., Dean, J., Shazeer, N., and Fedus, W. (2022). Designing effective sparse expert models. *arXiv preprint arXiv:2202.08906*. [2](#), [13](#)

Supplementary Material for *The Power of External Memory in Increasing Predictive Model Capacity*

In this supplementary, we present the full proofs of the theoretical statements in the main paper, details of the experimental evaluations, and additional empirical results.

Proofs of the theoretical statements in Sec. 4

Recall from Sec. 4 that we consider two sentences s_1, s_2 of the same length l that have f fraction of wordpieces in common.

Theorem 3. *In the setting of the above simplifying assumptions, we have the following:*

1. *Softmax and Token-ID lookup can be viewed as Spherical LSH and Min-hash LSH, respectively.*
2. *The probability that a random token in the two sentences of equal length that overlap in f fraction of the wordpieces gets routed to the same expert is $n^{-\mathcal{O}(\sqrt{1-f})}$, $n^{-\mathcal{O}(1-f)}$, and f for hyperplane LSH, Softmax, and Token-ID lookup, respectively.*
3. *For large n and a small fraction f , in terms of routing to the same expert, the efficacy order of the different lookup methods is $\text{Token-ID} \geq \text{Softmax} \geq \text{hyperplane LSH}$.*

Proof. For the first statement, we observe that the buckets in Spherical LSH correspond to the Voronoi regions formed by the randomly chosen set of points in \mathbb{R}^d . If we consider the Softmax routing matrix W from Sec. 3 to be random (see [Andoni and Razenshteyn, 2015] for details) and the rows to be of unit norm, then the experts' dot row-wise product with the top-1 routing will correspond to picking the expert whose routing vector is closest in angle to the input vector [Andoni et al., 2015]. Min-hash involves hashing the universe of elements from which the sets are constructed randomly into some interval in the real line, and hashing a set to the element that has the smallest value on the real line. Thus each element can be viewed as a bucket. If we use the Jaccard similarity measure for comparing sets (for two sets A, B it is given by $\text{sim}(A, B) = |A \cap B| / |A \cup B|$) then this hash function ensures that two sets A, B will hash to the same bucket with probability equal to $\text{sim}(A, B)$. Note that this same property holds for Token-ID lookup (Sec. 3) as each token at any layer is hashed to an expert specific to that token. In this sense, Min-hash LSH corresponds to Token-ID lookup.

For the second statement, we consider the setting of the theorem where we have two sentences s_1, s_2 of equal length and a fraction f of wordpieces in common. Let us evaluate the probability of routing a certain token to the expert at some intermediate layer. Note that at intermediate layers we can assume that sufficient mixing has happened between the token due to self-attention modules. For simplicity, we can view this mixing as averaging the value of all the token embeddings. Since the initial wordpiece embeddings are random, after averaging the dot product between the two averages will be f and so the distance between them will be $\mathcal{O}(\sqrt{1-f})$. On the other hand, if we take two sentences with no tokens in common the distance between them will be $\mathcal{O}(1)$.

An appropriate implementation of hyperplane LSH [Datar et al., 2004] has the property $c = \mathcal{O}(1/\sqrt{1-f})$ and $\rho = \mathcal{O}(1/c) = \mathcal{O}(\sqrt{1-f})$. With n experts (buckets), this yields a collision probability of $n^{-\mathcal{O}(\sqrt{1-f})}$ for the set of experts corresponding to the two similar sentences. Spherical LSH has the improved property that $\rho = \mathcal{O}(1/c^2)$, which yields $n^{-\mathcal{O}(1-f)}$ for the collision probability based on the analysis above. For Min-hash, we know from the above that the probability that two sets A and B hash to the same bucket is equal to $\text{sim}(A, B)$. This corresponds to the fraction of overlapping wordpieces in two sentences s_1 and s_1 , hence the fraction of experts for which there is a collision is f . This proves the second statement of the theorem.

The third statement follows immediately from the second one, where the most efficient lookup is considered to be the one that has the highest probability of collision of two similar sentences. Hence, for large n and small f , the order of efficacy is

$$f \geq n^{-\mathcal{O}(1-f)} \geq n^{-\mathcal{O}(\sqrt{1-f})}.$$

This concludes the proof of the theorem. \square

Theorem 4. *There exists a class of natural learning problems where embedding lookups of categorical features at upper layers in addition to the input layer gives a more efficient architecture compared to an architecture that feeds the embedding lookup output only to the input layer.*

Proof. We consider two architectures that implement the embedding lookup in the two distinct ways and an input (u, q) with ground truth score $\langle \Psi(u), \Phi(q) \rangle$, where $\Psi(u)$ maps u to a d -dimensional feature vector and $\Phi(q)$ is a non-linear transformation of q that can be implemented by a deep network of width d . The first architecture combines the lookup $\Psi(u)$ with q (by a weighted sum) and feeds into the network as input; the second architecture in addition feeds the embedding output of u to all the layers of the network instead of only the lowest layer. The second architecture can store $\Psi(u)$ in the table and feed it directly to the output layer (which produces $\Phi(q)$) to obtain the result $\langle \Psi(u), \Phi(q) \rangle$ using width d . On the other hand, for the first architecture the entropy of the information carried up the layers is at least $2d$ assuming u and q are random and not correlated, and so the width of the network needs to be $2d$. \square

Additional experiment setup details

Details of the T5 experiments

We evaluated our techniques on the T5 language models [Raffel et al., 2020]. Specifically, we use the T5 version 1.1 models with gated GELU feedforward network and pre layernorm. The models are implemented on top of the T5X [Roberts et al., 2022] code base. During pretraining, we use 256 batch size, Adafactor optimizer [Shazeer and Stern, 2018] with base learning rate 1.0 and reciprocal square-root decay with 10000 warmup steps, and zero dropout. During finetuning, we use 256 batch size, Adafactor optimizer with constant learning rate of 0.001 and 0.1 dropout. Unless explicitly mentioned, we pretrain for 500,000 steps and finetune for 50,000 steps.

Details of the partial expert computation

For all experiments, we used single partial expert lookup, i.e., $k = 1$ in SMoE terminology and added the output of the partial expert to the output of the main expert. Throughout the paper, buckets are synonymous with partial experts. In our experiments we defined each partial expert as a FF network composed of two matrices $U, V \in \mathbb{R}^{d_{\text{in}} \times \text{rank}}$, where d_{in} is the embedding dimension of the input to the partial expert and rank is a configurable parameter that controls the width of the expert. The output for a d_{in} -dimensional input x is computed as $V\phi(U^T x)$ where $\phi(\cdot)$ is the nonlinearity. In this paper, we used the ReLU function for ϕ , i.e., $\phi(x) = \max\{0, x\}$ entrywise. Note that adding buckets experts, each with rank rank adds a total of $2 \max\{\text{rank}, 1\} * \text{buckets} * d_{\text{in}}$ parameters to the network². The matrices were initialized according to LeCun normal initialization [LeCun et al., 2012].

Softmax Routing

For softmax routing, we used the simplified implementation of the top-1 routing of [Fedus et al., 2021]. For sake of fair comparisons with other lookup methods that do not require load balancing, we did not consider an explicit technique for load balancing such as load balancing loss [Fedus et al., 2021] or router z loss [Zoph et al., 2022] due to the additional hyperparameters that they introduce. We use multiplicative jitter noise sampled from a uniform distribution over $[1 - \varepsilon, 1 + \varepsilon]^{d_{\text{in}}}$ [Zoph et al., 2022, Fedus et al., 2021] with $\varepsilon = 0.01$. The router matrix W was initialized by drawing from a zero mean Normal distribution with standard deviation 2×10^{-2} .

Additional experiment results

Additional experiments for memory consumption methods

We provide additional experiments for memory consumption methods comparison. In section 6.2, we presented the comparison on the T5 version 1.1 base size model. Here we present the results for T5 version 1.1 small and large size models in Table 6. We observe the Prediction-Compute-Correct algorithm with *same* and *alternating* block selection methods outperforms the summation method. For the small models, *same* block selection method performs better in most tasks, while for large models, *alternating* block selection method performs better in most tasks.

²We ignore the d_{in} factor when comparing various routing functions since this is universally present regardless of the partial experts configuration.

The Power of External Memory in Increasing Predictive Model Capacity

Model	Pretrain accuracy	Finetune GLUE	Finetune SG	Finetune SQuAD (EM/F1)	Model	Pretrain accuracy	Finetune GLUE	Finetune SG	Finetune SQuAD (EM/F1)
S	61.21	75.83	59.52	76.44/84.97	L	69.13	87.23	81.21	86.77/93.56
S + Sum	61.67	77.54	59.63	75.06/83.82	L + Sum	69.09	86.18	78.93	86.19/93.08
S + SameUp	61.91	77.75	60.81	76.85/85.51	L + SameUp	69.45	87.95	82.72	87.65 /94.13
S + AltUp	61.86	76.82	59.60	77.51 / 85.79	L + AltUp	69.32	88.20	82.75	87.58/ 94.27

Table 6: Comparison of memory consumption methods. T5 version 1.1 small (S) and large (L) models, with different memory consumption methods: summation (Sum), Predict-Compute-Correct with “same” block selection (SameUp), and Predict-Compute-Correct with “alternating” block selection (AltUp).

Model	Pretrain accuracy	Finetune GLUE	Finetune SG	Finetune SQuAD (EM/F1)	Model	Pretrain accuracy	Finetune GLUE	Finetune SG	Finetune SQuAD (EM/F1)
S	61.21	75.83	59.52	76.44/84.97	L	69.13	87.23	81.21	86.77/93.56
S + AltUp (K=2)	61.86	76.82	59.60	77.51 / 85.79	L + AltUp (K=2)	69.32	88.20	82.75	87.81 / 94.29
S + AltUp (K=4)	62.00	76.40	59.54	76.38/84.86	L + AltUp (K=4)	69.55	88.42	82.94	87.59/94.02

Table 7: Performance with different memory sizes: T5 version 1.1 small (S) and large (L) models augmented with larger embeddings, with $K = 2$ and 4 corresponding to doubling and quadrupling the representation dimension.

Additional experiments for different memory sizes

We report the performance of T5 version 1.1 small and large models with different memory sizes in Table 7. We observe that for the large models, the trend is similar to the T5 base sized model, i.e. more memory improves both pretrain and finetune quality; while for the small model, more memory improves pretrain quality, but the finetune quality doesn’t improve, likely due to overfitting from the additional parameters.

Softmax Lookup Sweeps

In this section we plot the results of additional sweeps of the bucket and rank parameters for the T5 Base and T5 Large models to supplement the sweep on T5 small (Fig. 3). The results of the sweeps are shown in Fig. 4.

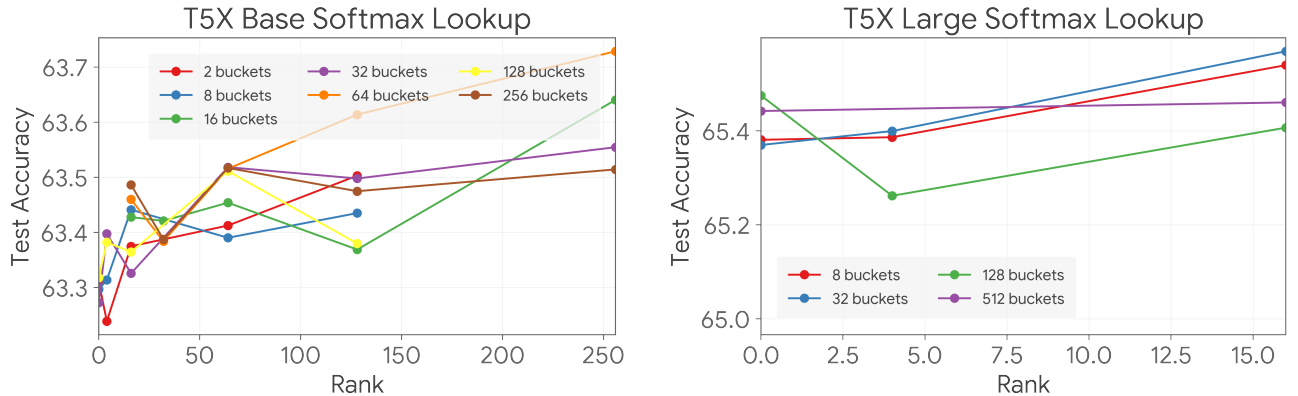


Figure 4: The performance of Softmax lookup with varying configurations of rank and buckets (number of experts) on the pretrain performance (at 100,000 steps) of T5 Base (left, baseline: 63.35%) and T5 Large (right, baseline: 65.72%). Increasing the rank generally increases performance, with rare exceptions. Certain configurations with high rank and a large number of buckets are not shown due to memory constraints.

Comparisons of techniques

Table 8 synthesizes the performance of the techniques presented in the paper on T5 Small, Base, and Large models.

Technique	T5 Small	T5 Base	T5 Large
Baseline	59.10	63.35	65.58
Alternating Updates ($K = 2$)	59.67	63.97	66.13
Token-ID	59.44 (rank 0, $\approx 2^{15}$ buckets)	63.76 (rank 5, $\approx 2^{15}$ buckets)	65.49 (rank 0, $\approx 2^{15}$ buckets)
Softmax	59.42 (rank 128, 64 buckets)	63.62 (rank 128, 64 buckets)	65.61 (rank 16, 32 buckets)
LSH	59.12 (rank 128, 128 buckets)	63.47 (rank 10, 1024 buckets)	65.60 (rank 10, 1024 buckets)

Table 8: Pretrain accuracy at 100,000 steps of T5 models augmented with alternating updates (see Sec. 5) and various lookup functions with the best configuration subject to an upper bound of rank ≤ 128 and buckets $\leq 2^{15}$. The value for the best-performing (rank, number of buckets) configuration is reported in the case of routing functions.