

Nanoscopic jets and filaments of superfluid ^4He at zero temperature: a DFT study

Francesco Ancilotto,^{1,2} Manuel Barranco,^{3,4} and Martí Pi^{3,4}

¹*Dipartimento di Fisica e Astronomia "Galileo Galilei" and CNISM, Università di Padova, via Marzolo 8, 35122 Padova, Italy*

²*CNR-IOM Democritos, via Bonomea, 265 - 34136 Trieste, Italy*

³*Departament FQA, Facultat de Física, Universitat de Barcelona, Av. Diagonal 645, 08028 Barcelona, Spain.*

⁴*Institute of Nanoscience and Nanotechnology (IN2UB), Universitat de Barcelona, Barcelona, Spain.*

(Dated: April 14, 2024)

Helium droplets produced by the instability of a cryogenic helium jet exiting a source chamber leads to the formation of He drops which are considered as ideal matrices for spectroscopic studies of embedded atoms and molecules. Here, we present a He-DFT description of droplet formation resulting from jet breaking and contraction of superfluid ^4He filaments. Whereas the fragmentation of long jets closely follows the predictions of linear theory for inviscid fluids, leading to droplet trains interspersed with smaller satellite droplets, the contraction of filaments with an aspect ratio larger than a threshold value leads to the nucleation of vortex rings which hinder their breakup into droplets.

I. INTRODUCTION

Liquid helium droplets at low temperature offer a unique environment for molecular spectroscopy^{1–3} and the study of superfluidity on the atomic scale,^{4–6} including the study of quantum vortices.^{7–10} Usually, helium droplets are produced by expansion of cooled helium gas or by instability of a cryogenic helium jet exiting a source chamber into vacuum throughout a nozzle, whose temperature and pressure determine the appearance of the liquid jet and the droplet size and velocity distributions.^{11,12} Eventually, helium drops undergo evaporative cooling and become superfluid at a temperature of 0.4 K¹¹ on a μs time scale.¹³

Understanding the dynamical properties of liquid ^4He jets and the instabilities leading to their fragmentation is a relevant issue in the production and characterization of droplets made of ^4He . This unique fluid allows for a large variation of non-dimensional parameters related to the fluid viscosity and the velocity at which it exits the nozzle, which characterize its dynamical properties.¹⁴ This understanding has also a primary application, namely to make available helium drops with the size and velocity required by the experiments, together with size and velocity distributions as narrow as possible. This has led to recent experimental studies on the disintegration of liquid helium jets.^{15,16} Besides, a liquid thread with finite length ("filament" in the following) with no external constraint is expected to contract trying to minimize its surface energy and eventually reach a spherical liquid drop. However, the outcome of the process is not always that simple, as an ample body of experiments and theoretical work on classical fluids has shown in the years. We notice that liquid ^4He filaments are regularly found in the experiments.^{14–16}

Liquid jets and filaments and their dynamical instabilities are well established subjects of study in classical fluids dynamics because of practical questions and applications on the one hand, and because jet dynamics probes many physical properties and theoretical approaches on the other hand, see e.g. Refs. 17–19 and references therein. Most studies concentrate on viscous fluids because of practical implications. The

underlying theoretical and numerical challenge is to solve the Navier-Stokes (NS) equation subject to appropriate boundary conditions.

The effect of viscosity and surface tension is embodied in the Ohnesorge number Oh defined as $Oh = \mu / \sqrt{m\rho_0\gamma R_0}$, where m is the atom mass, ρ_0 the atom density of the fluid, γ the surface tension, μ the viscosity coefficient, and R_0 the radius of the jet or filament. Inviscid filaments have been addressed in passing by Schulkes,²⁰ but owing to computational challenges, he could not simulate extreme interfacial deformations arising in crucial moments of the dynamics, as during filament breaking and pinch-off, i.e. the formation of two isolated drops from the opposite tips of the filaments. While it is naturally assumed that solving the NS equation for small enough viscosities the results should be nearly indistinguishable from the inviscid limit, see e.g., Refs. 19 and 21, a description of superfluid (i.e. inviscid *and* irrotational) jets and filaments is not available in the literature. Such study may be of relevance in view of the aforementioned studies on superfluid ^4He droplets and it is the motivation of the present work. Our goal is to describe, at the microscopic level, the dynamics of contraction and breaking of zero temperature superfluid ^4He nanojets and nanofilaments in vacuum using the well-established ^4He density functional (He-DFT) approach.^{22–25} The He-DFT approach is similar, in the superfluid ^4He phase, to the Gross-Pitaevskii approach which has successfully been applied to the description of cold gases in the superfluid Bose-Einstein condensate phase, in particular in the study of quantized vortices.^{26–28}

Helium density functional and time-dependent density functional (He-TDDFT) methods have proven to be very powerful tools to address superfluid helium samples. Within the He-DFT approach, the finite range of the He-He van der Waals (vdW) interaction is explicitly incorporated in the simulations. As a consequence, the liquid-vacuum interface has a non-zero surface width, which is important in the description of nanoscopic ^4He systems like the jets and filaments studied in the present work. It also takes into account the finite compressibility of the fluid and therefore the possibility of having

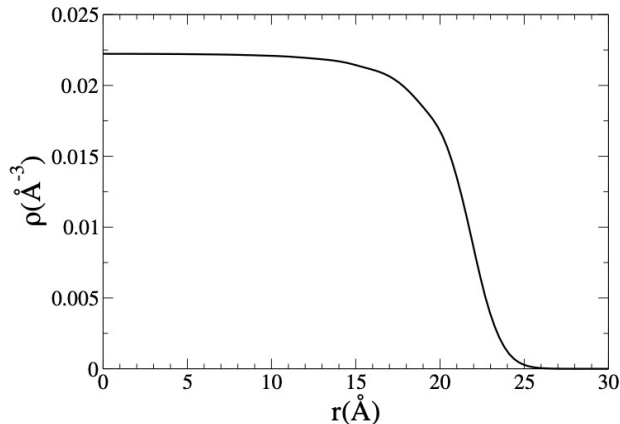


FIG. 1. Density profile in the radial direction of a cylinder of radius $R_0 = 21.5 \text{ \AA}$ representing a ^4He nanojet.

density excitations (ripples, phonons and rotons) is naturally incorporated into the simulations. It also considers the possibility of atom evaporation from the He sample during the real-time dynamics,²⁹ which however has been found to be a negligible effect in the present study.

The He-DFT approach adds to the classical viscous fluids or molecular dynamics descriptions the possibility of disclosing purely superfluid effects in the dynamics, in particular quantized vortex nucleation. It has been recognized that a retracting viscous liquid filament may escape from pinch-off through the creation of vortex rings for Ohnesorge numbers in the $0.002 < Oh < 0.1$ range.²¹ Here we show that the same happens in the zero viscosity, irrotational superfluid case.

Due to the computational burden associated with fully three-dimensional He-DFT simulations as the ones discussed here, we address jets and filaments of nanoscopic size. Studies on the breakup of liquid nanojets are available in the literature; atomistic molecular dynamics simulations on the formation, stability and breakup of viscous fluids have been carried out.³⁰ To our knowledge, no simulations of breakup of superfluid nanojets and filaments have been published so far.

This work is organized as follows. In Sect. II we briefly present the He-DFT approach used in this work. In Sect III.A we discuss the results for the dynamics of ^4He jets, focusing on the conditions leading to fragmentation, and in Sect. III.B we study the contraction and possible break-up of ^4He filaments with finite length. A summary is presented in Sect. IV. In addition to the main text, we provide in the supplementary material the real-time dynamics of the ^4He jets and filaments addressed in this paper. This multimedia material constitutes an important part of this work, since it helps capture physical details which would otherwise escape the written account.

II. THEORETICAL APPROACH

Density functional theory for liquid helium is a phenomenological approach which constitutes a good compromise between accuracy and feasibility. The parameters of the functional have been adjusted to reproduce various properties of the bulk superfluid such as equilibrium density, energy per atom and compressibility, as well as the main features of the dispersion relation of the elementary excitations of superfluid ^4He .²² A detailed description of the method can be found in Refs. 23–25.

Within He-DFT, the energy of a N -atom sample is written as a functional of the ^4He atom density $\rho(\mathbf{r})$ as

$$E[\rho] = T[\rho] + E_c[\rho] = \frac{\hbar^2}{2m} \int d\mathbf{r} |\nabla\Psi(\mathbf{r})|^2 + \int d\mathbf{r} \mathcal{E}_c[\rho] \quad (1)$$

where the first term is the kinetic energy, m is the mass of the ^4He atom and $\Psi(\mathbf{r})$ is the effective wave function (or order parameter) of the superfluid such that $\rho(\mathbf{r}) = |\Psi(\mathbf{r})|^2$ with $\int d\mathbf{r} |\Psi(\mathbf{r})|^2 = N$. The functional $\mathcal{E}_c(\rho)$ we have used contains the He-He interaction term within the Hartree approximation and additional terms describing non-local correlation effects.³¹

The equilibrium configuration of the system is obtained by solving, using an imaginary-time relaxation method,²⁵ the Euler-Lagrange equation

$$\left\{ -\frac{\hbar^2}{2m} \nabla^2 + \frac{\delta \mathcal{E}_c}{\delta \rho} \right\} \Psi \equiv \mathcal{H}[\rho] \Psi = \zeta \Psi \quad (2)$$

where ζ is the ^4He chemical potential corresponding to the number of He atoms in the sample.

Minimizing the action associated to Eq. (1) leads to the He-TDDFT equation

$$i\hbar \frac{\partial \Psi}{\partial t} = \left\{ -\frac{\hbar^2}{2m} \nabla^2 + \frac{\delta \mathcal{E}_c}{\delta \rho} \right\} \Psi \equiv \mathcal{H}[\rho] \Psi \quad (3)$$

from which one can simulate the real-time evolution of the system.

The above equations have been solved using the ^4He -DFT-BCN-TLS computing package,³² see Refs. 24 and 25 and references therein for additional details. Briefly, we work in cartesian coordinates, with the effective wave function $\Psi(\mathbf{r}, t)$ defined at the nodes of a 3D grid inside a calculation box. Periodic boundary conditions (PBC) are imposed which allow to use the Fast Fourier Transform³³ to efficiently compute the convolutions needed to obtain the DFT mean field $\mathcal{H}[\rho]$. The differential operators in $\mathcal{H}[\rho]$ are approximated by 13-point formulas. Eqs. (2-3) have been solved using a space-step of 1.2 \AA , and the time-dependent Eq. (3) has been numerically integrated using a Hamming predictor-modifier-corrector initiated by a fourth-order Runge-Kutta-Gill algorithm³⁴ with a time-step of 2 fs. This time-step has been found to keep the energy of the jet and filaments properly conserved during the dynamics, as it corresponds to non-dissipative processes. We have also checked that the jet configurations obtained in the course of the dynamics are robust against reasonable changes of the chosen space-step.

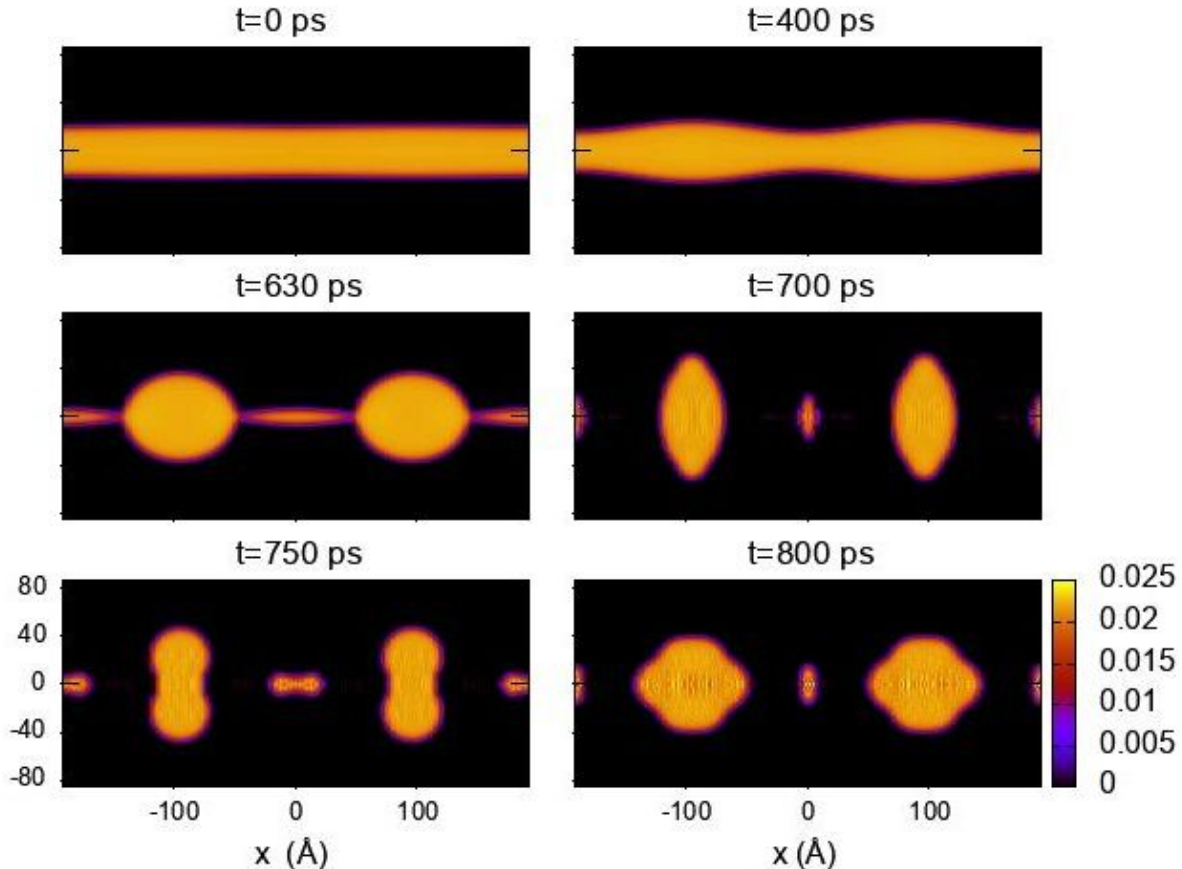


FIG. 2. Breaking dynamics of a cylinder subject to an axial perturbation of wavelength $\lambda = 2\pi R_0/0.697$. The color bar shows the atom density in units of \AA^{-3} .

III. RESULTS

We have considered jets and filaments of sharp radius $R_0 = 21.5 \text{ \AA}$, defined as the radius at which the density equals $\rho_0/2$, ρ_0 being the liquid ^4He atom density at zero temperature and pressure.

A. ^4He nanoscopic jet

The physics of liquid jets has been reviewed by Eggers and Villermaux.¹⁷ The thinning and breakup of a liquid jet is mainly determined by surface tension effects. The stability of an infinite fluid cylinder of radius R_0 was studied by Plateau,³⁵ showing that it exists in an unstable equilibrium, and any perturbation with wavelength λ greater than $2\pi R_0$ is unstable and allows the surface tension to break up the cylinder into droplets, thus decreasing the surface energy of the system. Lord Rayleigh later showed³⁶ that for an inviscid liquid the fastest growing mode occurs when the wavelength of the axial undulation that ultimately leads to the fragmentation of the jet into droplets is equal to $\lambda_c = 9.01 R_0$ (Rayleigh-Plateau instability). When the jet breaks up, one or more small satellite drops -resulting from the necks breaking- may form

between the larger droplets.

The characteristic times for jet instability and breakup are set by the capillary time τ_c defined as

$$\tau_c = \sqrt{\frac{m\rho_0 R_0^3}{\gamma}} \quad (4)$$

with γ being the surface tension of the liquid. In the case of ^4He we have $m = 4.325 \times 10^{13} \text{ K}$, $\rho_0 = 0.021836 \text{ \AA}^{-3}$ and $\gamma = 0.274 \text{ K \AA}^{-2}$. Hence, $\tau_c(R_0 = 21.5) = 61.7 \text{ ps}$.

It is customary to define the aspect ratio as $\Gamma = \tilde{L}/R_0$ where $\tilde{L} = L/2$ is the half-length of the jet. Here L coincides with the length of the simulation cell in the jet direction. From the linearized fluid dynamics equations for an inviscid and incompressible fluid, a critical value Γ_c is predicted to trigger jet fragmentation.³⁶ It corresponds to the mode with wavelength $\lambda_c = 2\pi/k$, where k is such that $\omega(k)$ is maximum. Here¹⁷

$$\omega^2(k) = \left[\xi \frac{I_1(\xi)}{I_0(\xi)} (1 - \xi^2) \right] \frac{1}{\tau_c^2} \quad (5)$$

where $I_0(x)$ and $I_1(x) = dI_0(x)/dx$ are modified Bessel functions of the first kind and $\xi \equiv kR_0$. From the maximum of ω one finds $kR_0 = 0.697$ and thus

$$\Gamma_c = \pi/0.697 = 4.505 \quad (6)$$

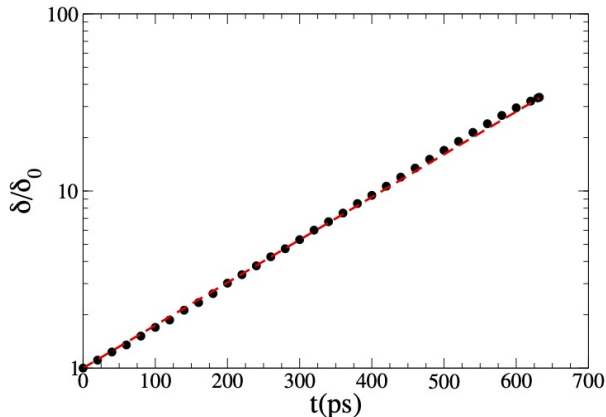


FIG. 3. Neck shrinking as a function of time, shown on a log-scale (see the text for the definitions of δ and δ_0). The points are the numerical values obtained from the simulation, whereas the dashed line shows the prediction of linear theory.

In correspondence with it one has

$$\omega_{max} = 0.343 \sqrt{\gamma/(m\rho_0 R_0^3)} = \frac{0.343}{\tau_c} \quad (7)$$

Similarly to what occurs in classical liquid jets, we have shown that the He-TDDFT approach yields the Rayleigh-Plateau instability for the superfluid nanojet when it is subject to a perturbation with the right wavelength. Since the evolution takes place in vacuum, i.e. in the absence of ambient gas embedding the jet, the velocity of the jet itself is not playing any role and therefore we perform our simulations in a reference frame where the jet is at rest (comoving frame). To this end, we simulate the jet by a cylindrical filament in a simulation box subject to PBC along the cylinder axis (the x -axis in the following). Its equilibrium structure has been obtained by solving Eq. (2); a plot of the jet density profile in the transverse direction is shown in Fig. 1. The jet displays a bulk region of fairly constant density (slightly higher than the bulk ^4He density ρ_0 due to the compressive effect exerted by the surface tension on the lateral surface of the cylinder), delimited by a surface with a finite width. As mentioned above, the radius of the cylinder R_0 is defined as the distance from the symmetry axis of the point where $\rho(r) = \rho_0/2$.

We have verified by imaginary-time dynamics that the cylinder is indeed unstable against a small initial axial perturbation with the proper wavelength. To do so, we consider a (periodically repeated) cylinder made of $N = 12076$ ^4He atoms and length $L = 387.2$ Å. We have first found the equilibrium geometry with a resulting radius $R_0 = 21.5$ Å. Therefore the aspect ratio of the cylinder is $\Gamma = \bar{L}/R_0 = 9.01$, i.e., twice the critical aspect ratio Eq. (6); in this way the axial undulation caused by the mode with the Rayleigh-Plateau wavelength λ_c will produce two necks along the jet inducing the fragmentation into two droplets, as shown in the following.

Next, we performed an imaginary-time dynamics starting from a configuration corresponding to a slightly perturbed axially symmetric cylinder of radius R_0 , where the initial density profile is given by:

$$\rho(\mathbf{r}) = \frac{\rho_0}{\exp\{[\sqrt{y^2 + z^2} - R(x)]/0.5\} + 1} \quad (8)$$

with

$$R(x) = R_0[1 - \varepsilon \cos(4\pi x/L)] \quad (9)$$

and $\varepsilon \ll 1$. With our choice of the length L and radius R_0 , the wavelength of the resulting density modulation is precisely equal to $\lambda_c = 9.01 R_0$. The form in Eq. (9) ensures that the perturbed density is normalized so to have the same number of atoms as the unperturbed cylinder. If $\delta_0 = \varepsilon R_0$, the maximum excursion of the radius along the cylinder axis is thus $R = R_0 \pm \delta_0$.

The total energy of the axially perturbed cylinder turns out to be lower than that of the unperturbed cylinder, i.e. the system is energetically unstable toward a deformation leading to fragmentation. Starting from this configuration, we have performed an imaginary-time relaxation during which two necks develop eventually leading, as they shrink to zero, to two identical spherical droplets as the lowest energy state.

Next, we have studied, by solving the He-TDDFT Eq. (3), the actual real-time dynamics of the fragmentation process, starting from the axially perturbed cylindrical jet. Following Ref. 37, the perturbation is applied both to the density, as described above, and to the axial velocity of the jet as well, using the linearized solution of the Rayleigh-Plateau instability

$$v = v_0 \sin(4\pi x/L) \quad (10)$$

where $v_0 = 2 \delta_0 v_{max}/R_0$. Notice that the radial perturbation is symmetric in the origin, whereas the velocity fluctuation is anti-symmetric. Here $v_{max} = \omega_{max} R_0 / \xi_{max}$ is calculated from Eq.(5) using $\xi = \xi_{max} = 0.697$, giving $v_{max} \sim 17$ m/s. Our starting value for the perturbation amplitude is $\delta_0 = 0.452$ Å, corresponding to the choice $\varepsilon = 0.021$ in Eq. (9).

In order to apply this velocity field to the superfluid jet, we multiply the initial axially perturbed cylinder wave function $\Psi(\mathbf{r}) = \rho^{1/2}(\mathbf{r})$ by the phase $e^{i\phi}$ with

$$\phi = -2 \frac{\delta_0}{R_0} v_{max} \left(\frac{L/2}{2\pi} \right) \cos(4\pi x/L) \quad (11)$$

and proceed with the real-time evolution.

Figure 2 shows snapshots of the jet density during the real-time dynamics. It can be seen that, starting from the perturbed cylinder, undulations whose amplitude increases with time appear along the jet. The instability is caused by the fact that the Laplace pressure increases in constricted regions, driving out the fluid and hence reducing further the neck radius. The jet evolves into density bulges connected by thin threads. Threads eventually break up and isolated drops appear instead. Figure 2 also shows that the threads between drops contract developing small end droplets displacing against each other whose collision yields a peak density. Not surprisingly,

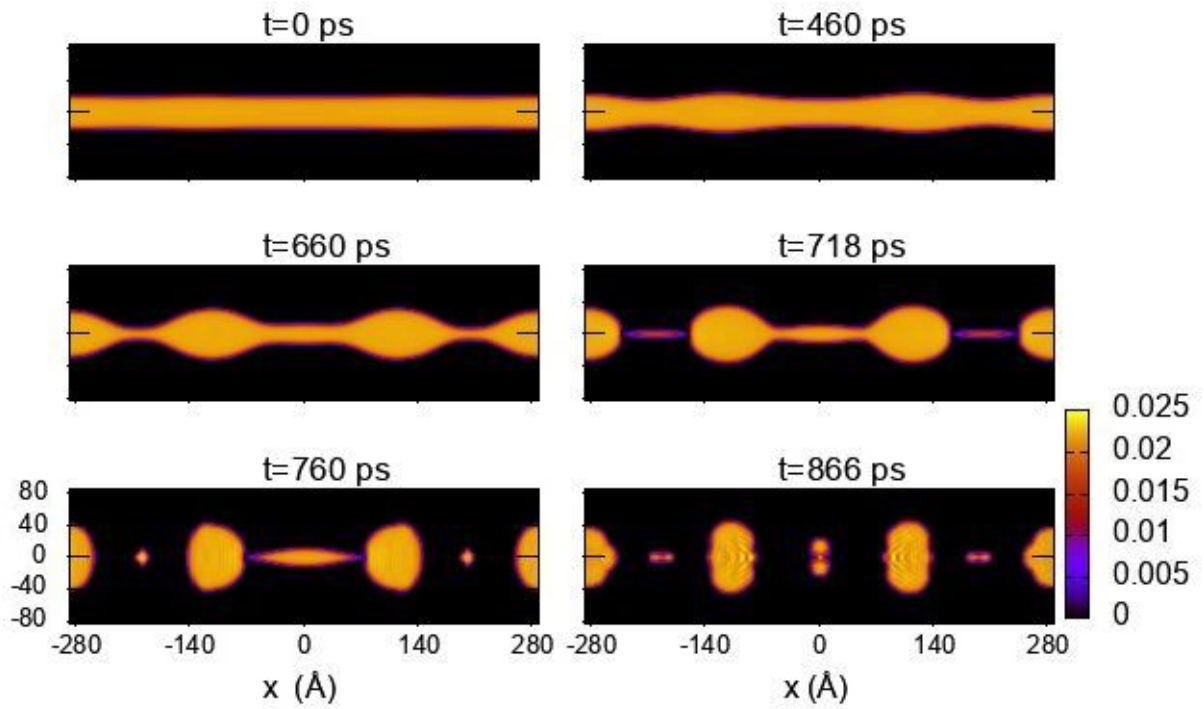


FIG. 4. Breaking dynamics of a cylinder subject to multiple wavelength axial perturbations as explained in the text. The color bar shows the atom density in units of \AA^{-3} .

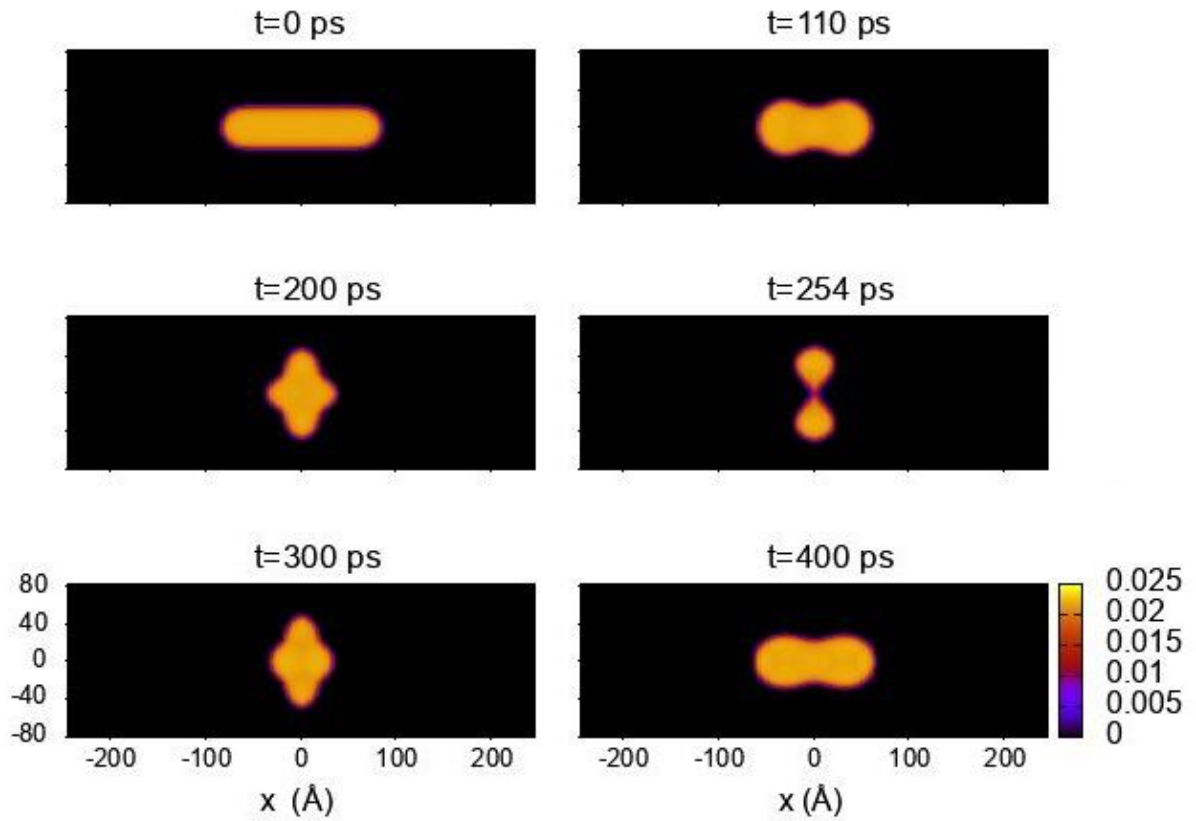


FIG. 5. Contraction of a filament with aspect ratio $\Gamma = 4$. The color bar shows the atom density in units of \AA^{-3} .

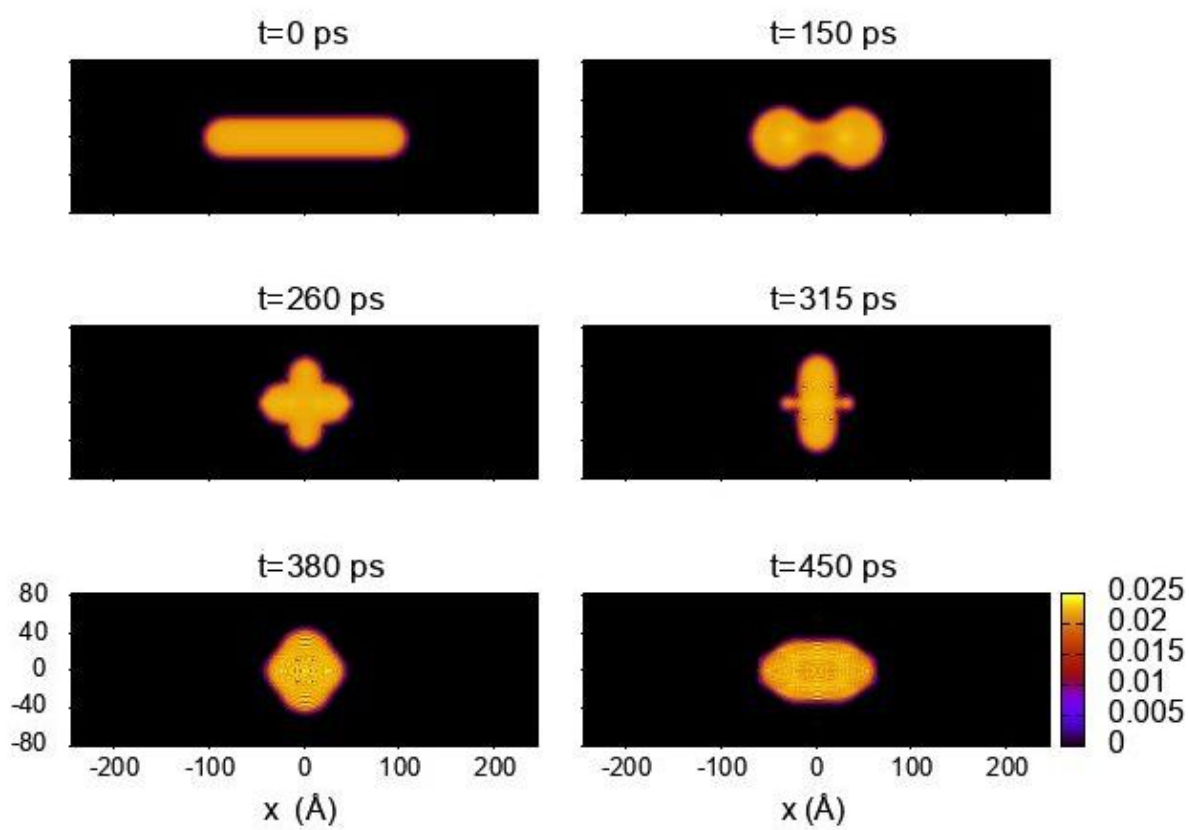


FIG. 6. Contraction of a filament with aspect ratio $\Gamma = 5$. The color bar shows the atom density in units of \AA^{-3} .

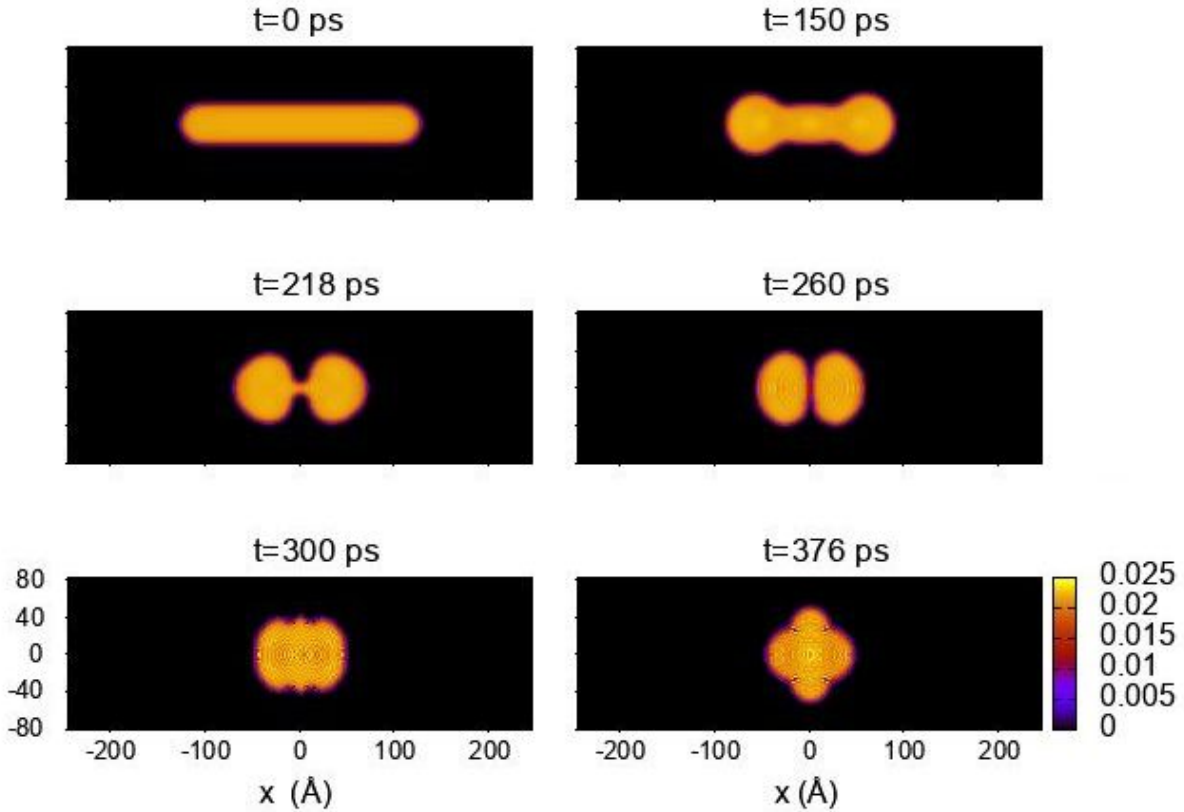


FIG. 7. Contraction of a filament with aspect ratio $\Gamma = 6$. The color bar shows the atom density in units of \AA^{-3} .

threads behave as the filaments described in Sect. III.B. A similar pattern of alternating droplets and threads was observed in the study of the breakup of inviscid and irrotational capillary jets discussed in Ref.38.

The lack of dissipation makes droplets and threads oscillate during the time elapsed by the simulation. Once formed, they execute a series of vibrations, being alternately compressed and elongated in the jet direction with an expected frequency of the order of $\omega = \sqrt{8\gamma/m\rho_0 R_0^3}$.³⁹ It has been pointed out that no obvious effects due to superfluidity have been observed on the breakup behavior of a liquid He jet.¹⁴ Yet, Kozlowski et al.¹⁶ have found that He droplets undergo shape oscillations that persist for much longer times than in the case of viscous drops, a signature of the superfluid character of these droplets.

We would like to mention that if only the cylinder density is perturbed and no axial velocity field is applied to it, we find that jet breaking proceeds as in Fig. 2, the only difference being that it takes more time for the instability to fully develop and eventually lead to jet fragmentation.

The actual time taken for the jet to break into droplets depends upon the amplitude of the initial density perturbation. It is defined as the time τ_b it takes for the wave amplitude with the largest frequency to grow up to R_0 ^{21,40}

$$R_0 = \delta_0 e^{\omega_{max} \tau_b} \quad (12)$$

where ω_{max} is given in Eq. (7). With our choice for the initial perturbation amplitude δ_0 we have $\tau_b = [\ln(R_0/\delta_0)]/\omega_{max} = 695$ ps.

We have computed the dynamics of neck shrinking by monitoring during the real-time evolution the quantity $\delta(t) = (R_{max} - R_{min})/2$, where the radii R_{max} and R_{min} are measured at the two positions $x = L/4$ and $x = L/2$ (see Fig. 2). The calculated values for $\delta(t)/\delta_0$ are shown in Fig. 3 on a logarithmic scale as a function of time, and are compared with the quantity $e^{\omega_{max} t}$ predicted from linear theory. It is remarkable the good agreement between both for the whole duration of the breaking process.

Finally, we have also investigated another scenario when the jet is subject to a more general perturbation on the equilibrium density, i.e. we have started the real-time dynamics with the cylinder simultaneously perturbed by several axisymmetric perturbations of different wavelengths. In order to accommodate a reasonable number of modes with different wavelengths compatible with the PBC used here, we perform the simulation in a cell longer than the one shown in Fig. 2, with L equal to three times the critical wavelength associated with the fastest mode, $\lambda_c = 2\pi R_0/0.697$. We therefore consider an axially symmetric density perturbation given by a linear combination of six modes with small random amplitudes $\varepsilon = \delta_0/R_0$ in the $(-0.03, 0.03)$ range, and wavelengths $\lambda_c, 3\lambda_c, 3\lambda_c/2, \lambda_c/2, \lambda_c/4$, and $3\lambda_c/4$, and perform a real-time

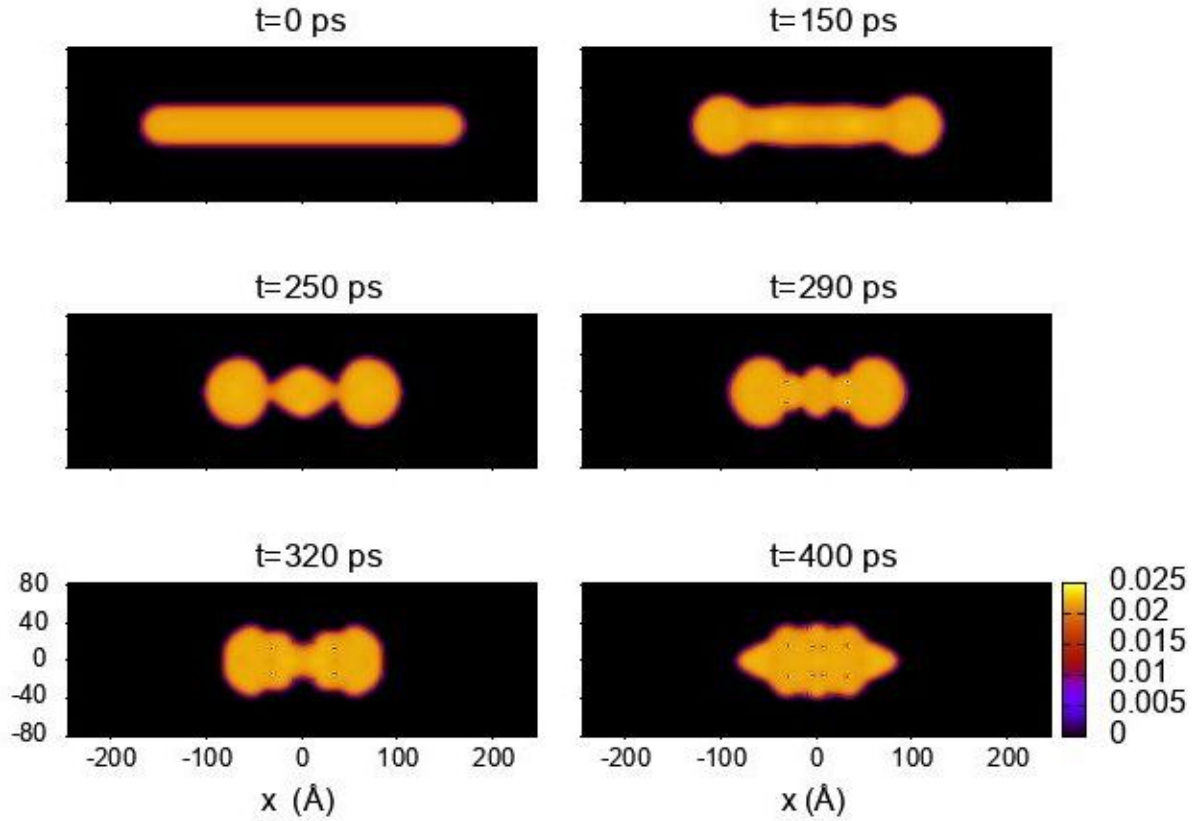


FIG. 8. Contraction of a filament with aspect ratio $\Gamma = 8$. The color bar shows the atom density in units of \AA^{-3} .

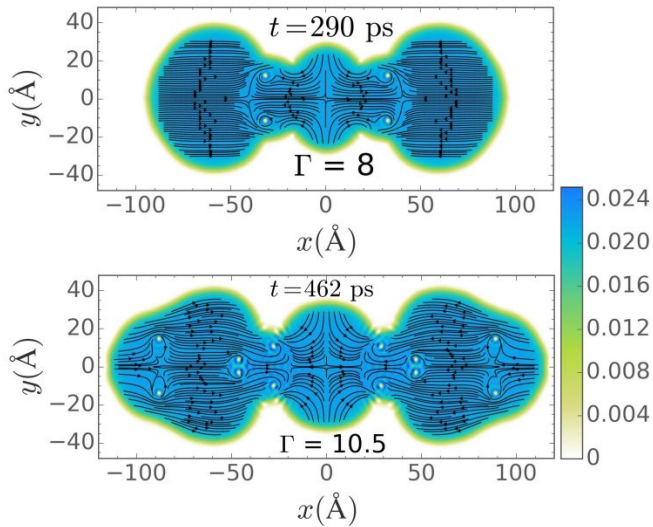


FIG. 9. Superfluid streamlines corresponding to the configurations $\Gamma = 8$ at $t = 290$ ps (top), and $\Gamma = 10.5$ at $t = 462$ ps (bottom). The color bar shows the atom density in units of \AA^{-3} .

simulation starting from such initial state ($t = 0$ panel in Fig. 4).

We show in Fig. 4 some snapshots taken during the real-

time evolution of this system, where it appears that among the various modes, the one eventually dominating in the course of time is indeed the critical one, dictated by λ_c , which leads to the formation of three necks, eventually resulting in the fragmentation into three droplets. However, at variance with the case where the critical mode is the only one present (as shown in Fig. 2) the jet does not break up into equal-size droplets. For much longer filaments than the one investigated here, one might expect a distribution of slightly different drop sizes, some drops coming from the crests of the primary waves and others from the ligaments linking them. Determining the disturbance frequencies for jet breaking leading to the production of uniformly sized equidistant He drops has been one of the main concerns of a recent work¹⁶ in view of their experimental use in e.g. coherent diffraction imaging at x-ray free electron lasers.

We have thus seen that the He-DFT approach is able to address jet breaking yielding results in agreement with linear theory. This is a needed first step before carrying out the study of contracting He filaments which we address in the following.

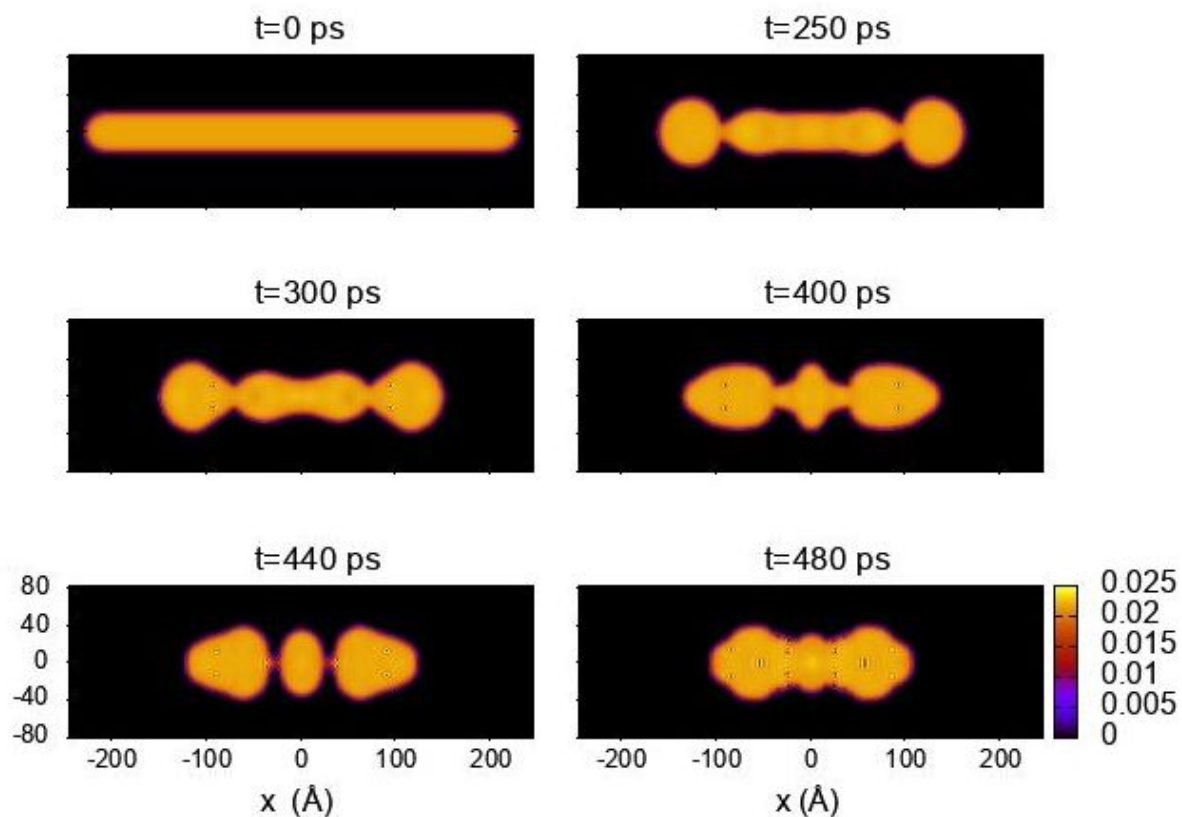


FIG. 10. Contraction of a filament with aspect ratio $\Gamma = 10.5$. The color bar shows the atom density in units of Å^{-3} .

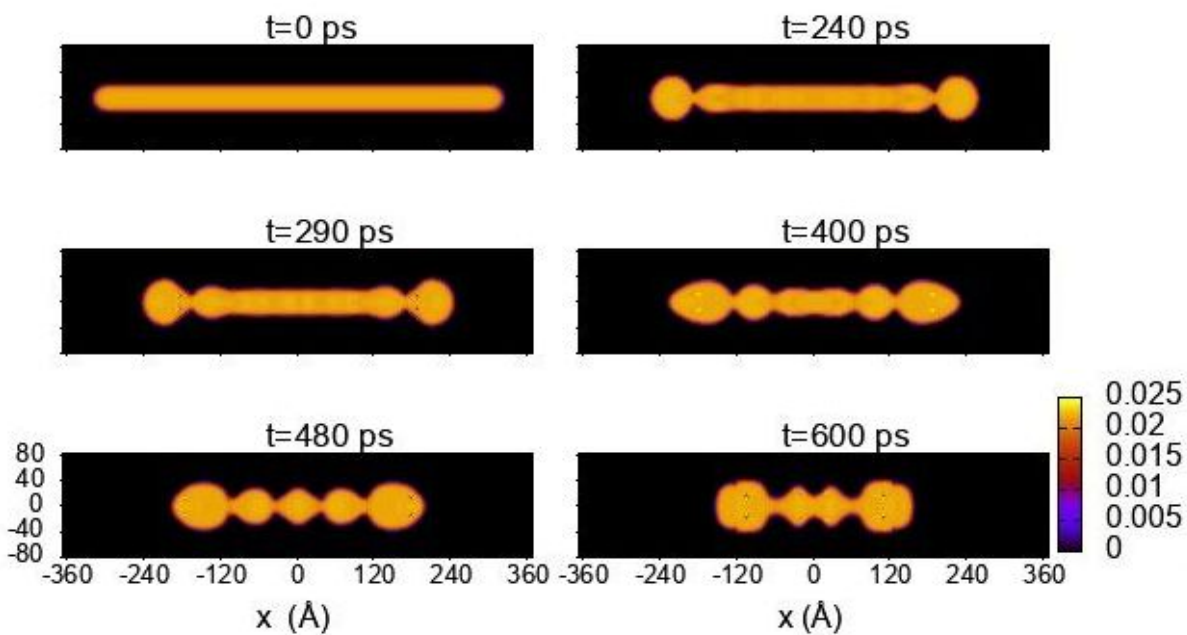


FIG. 11. Contraction of a filament with aspect ratio $\Gamma = 15$. The color bar shows the atom density in units of Å^{-3} .

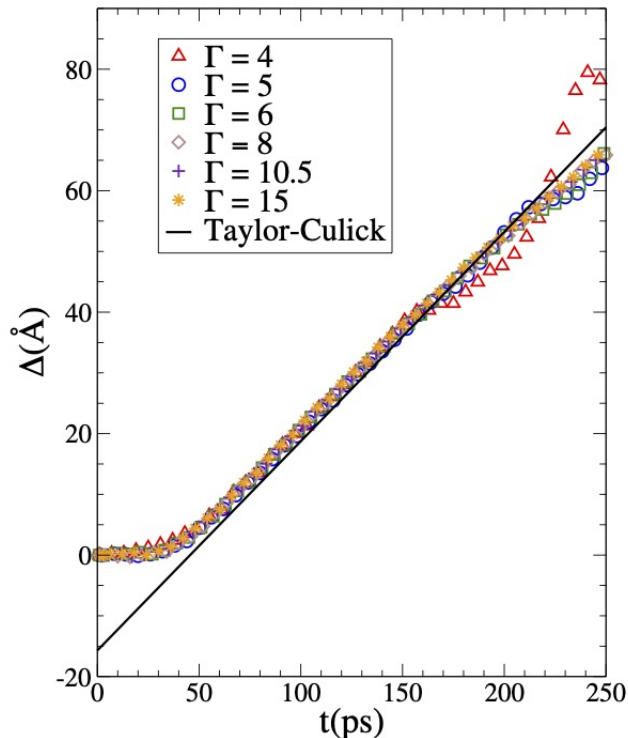


FIG. 12. Contraction of filaments with different aspect ratios as a function of time. The slope of the solid line is the theoretical contraction velocity R_0/τ_c .

B. Contraction and fragmentation of free-standing filaments

As with classical fluids, He jet breaking may lead not only to droplets but also to filaments, as observed in experiments.^{14–16} We model here these filaments as cylinders of radius R_0 delimited by two hemispherical caps¹⁹ and study, using the He-TDDFT approach, their contraction due to the effect of the surface tension for different values of the aspect ratio $\Gamma = \tilde{L}/R_0$,¹⁸ where \tilde{L} is the half-length of the filament from end-to-end. The configuration from which the real-time dynamics is initiated is a free-standing ideal filament (i.e. no density perturbation is applied), as usually done in numerical simulations of the contraction of viscous fluid filaments.^{19–21}

We have investigated filaments with different values of the aspect ratio, namely $\Gamma = 4, 5, 6, 8, 10.5$, and 15 . Some of these values coincide with those studied in Ref. 19 at $Oh = 0.001$, which is considered to correspond to the inviscid regime. Our goal is to study how the initial aspect ratio Γ determines the fate of the filament, i.e. either contraction into a single liquid body (stable state) or breaking into two or more droplets. Experimentally,¹⁸ it has been found for classical fluids that there is a critical initial aspect ratio $\Gamma = 6 \pm 1$ below which a liquid filament is stable irrespective of the Oh value, and above which the filaments tend to break into separate droplets.

In the following we describe the most salient features found during the real-time evolution of superfluid He filaments. All simulations discussed below are displayed as movies in the supplementary material accompanying this work. These movies last for longer times than those reported in the following figures. We do not discuss the filament appearance for such long times because undamped excitations and especially the annihilation of vortex rings, as discussed in the following, tend to produce turbulence^{41,42} whose description is beyond the scope of this paper.

1. Filament with $\Gamma = 4$

This is the shortest filament that we have investigated. Its time evolution is similar to that predicted for short filaments by classical calculations and experiments,^{18,19} i.e. the filament contracts and oscillates back and forth without breaking. In the presence of some viscosity, the final configuration would be a single spherical droplet.

As shown by the temporal sequences in Fig. 5, a blood-cell shape develops in the transverse direction (y-z plane) at around $t = 240$ ps, which develops an almost empty hole in the center at $t = 254$ ps (toroidal shape) before becoming compact again (frame at $t = 300$ ps). After recovering the peanut-like shape along the filament axis (frame at $t = 400$ ps), the filament extends transversally at later times ($t = 756$ ps, not shown), and it is drawn again into a compact droplet, originating a high density spot at the touching region. The high density spot relaxes and launches a series of density waves propagating inside the filament. This effect has been observed in previous simulations of the merging of two ⁴He nanodroplets.^{41,42}

2. Filament with $\Gamma = 5$

According to classical calculations and experiments, a filament with this value of Γ is also expected to display a stable dynamics, oscillating back and forth without breaking.^{18,19} Interestingly, simulation of this filament has disclosed the nucleation of quantized vortex rings, which appear in Fig. 6 as dark spots in the snapshots at $t = 315$ ps and $t = 380$ ps. For symmetry reasons, only pairs of quantized vortex-antivortex rings (vortex ring pairs with opposite circulation) can be nucleated. No such rings have been found in classical simulations carried out in the range of Ohnesorge numbers corresponding to the inviscid regime (below $\sim 2 \times 10^{-3}$). Yet, Hoepffner and Paré have found classical vortex rings for Ohnesorge numbers in the $0.002 < Oh < 0.1$ range but surprisingly enough not in the inviscid regime.²¹ We will highlight the role of these vortices for the longer filaments discussed in the following, where they become effective in preventing the filament breaking.

In the case displayed in Fig. 6, vortices are nucleated during the contraction dynamics at surface indentations appearing between the end droplets or blobs and the rest of the cylindrical filament (see the panel at $t = 315$ ps); this requires some inertia which can only be acquired when the filament is larger

than a critical value. Since this is the calculated filament with smallest Γ value for which we see vortex rings nucleation, one should expect the appearance of vortex rings for filaments with $\Gamma \geq 5$. Once nucleated, vortices move to the bulk of the filament.

The filament end caps collapse (panel at $t = 315$ ps) and launch additional vortex rings. One may see multiple vortex-antivortex ring pairs in a small volume which eventually annihilate, yielding an intense burst of density waves at later times (panel at $t = 380$ ps). Eventually, the filament oscillates between the longitudinal and transverse directions, filled with density waves propagating inside the formed droplet (panel at $t = 450$ ps). We find similarities with the $L_0 = 5$ case in Ref. 19, but at variance with that reference, where breakup appears by complex oscillations at $t = 5.2 \tau_c$, in our simulation the end caps are reabsorbed in the bulk of the resulting stable droplet.

3. Filament with $\Gamma = 6$

As shown in Fig. 7, the filament retracts and two end drops appear at the tips, clearly visible at around $t = 150$ ps. Drops grow in size and the filament between them contracts and shrinks into a thread, see e.g. the configuration at $t = 218$ ps. This thread collapses at $t = 236$ ps, and the two droplets are temporarily apart, as shown in the panel for $t = 260$ ps. However, due to the kinetic energy gained during the previous contraction stage, the two highly deformed fragments collide immediately after and merge again at $t \sim 280$ ps to produce a single deformed droplet.

The collision of the fragments produces a high density spot at the contact region (between $t = 262$ ps and $t = 272$ ps, see movie in the supplementary material) which expands yielding density waves propagating inside the filament, see the $t = 300$ ps frame in Fig. 7. The merged drop presents surface indentations as those appearing e.g. at $t = 300$ ps. These indentations act as nucleation sites for quantized vortex rings, which remain close to the droplet surface. The cores of some of these vortices are clearly visible in the frame at $t = 376$ ps. Notice that these vortices do not contribute to the escape from pinch-off since the thread connecting the end drops has collapsed before. The density is no longer smooth; rather, it is strongly perturbed by the presence of density waves produced by the merging of the two fragments.

The evolution of this filament is similar to the $L_0 = 6.0$ filament shown in Fig. 5 of Ref. 19. For superfluid ^4He we have found that the filament temporarily breaks into two deformed drops at $t = 3.8 \tau_c$, similar to the value one can read in Fig. 5 of that reference. However, in our case drops collide and merge again, whereas in Ref. 19 they seem to remain separated. Another difference between classical and superfluid filaments is the appearance of quantized vortex rings and their subsequent annihilation.

4. Filament with $\Gamma = 8$

The dynamical evolution of this filament is shown in Fig. 8. As for the previous case, end drops develop, clearly visible already after $t \sim 100$ ps. The main filament connecting the end drops shrinks and a thin neck develops at the drop-filament contact region, which start pinching off the filament with two necks that reach their smallest radius at $t = 254$ ps. Before they completely shrink, vortex rings nucleate close to the necks at about $t = 258$ ps, being clearly formed at $t = 270$ ps. The streamlines of the superflow are drawn in the top panel of Fig. 9 for the configuration at $t = 290$ ps, clearly showing the characteristic pattern of lines wrapping the vortex core positions.

These vortex rings prevent necks from pinching, as they re-open immediately after their appearance (see e.g. the frame at $t = 290$ ps), similarly to the mechanism discussed by Hoepffner and Paré.²¹ A flow through the neck develops because of the retraction and, according to these authors, this flow may detach into the jet downstream of the neck when fluid viscosity exceeds a threshold ($Oh \gtrsim 2 \times 10^{-3}$),²¹ this sudden detachment creates a vortex ring which strongly modifies the flow pressure: fluid is transported back into the neck which in turn reopens. It is remarkable that the same happens in the case of superfluid ^4He in spite of the lack of viscosity. At $t = 330$ ps, another pair of vortex rings is nucleated at the droplet-filament indentation preventing pinching again. Finally, vortex-antivortex rings annihilate and disappear from the system producing as a result a burst of density waves.

The movie in the supplementary information shows the appearance of surface protrusions at $t = 452$ ps which act as vortex nucleation sites, and their collapse yields a high density spot. Eventually, the contracted filament is permeated by a large number of vortex rings at $t = 488$ ps. This is at variance with the classical, inviscid fluid description.

The evolution of this filament can be compared to that corresponding to $L_0 = 8.0$ shown in Fig. 5 of Ref. 19. Besides the vortex rings phenomenology, which is absent in the simulations of that reference, in our case end-pinching strictly never happens. The closer the ^4He filament gets to it is at $t = 4.1 \tau_c$, whereas the time for the filament breakup by end-pinching read from Fig. 5 of Ref. 19 is $t \sim 4.6 \tau_c$.

5. Filament with $\Gamma = 10.5$

Similarly to the previous cases, end drops develop as shown in Fig. 10. A more violent approach is expected because the filament is longer and end drops have more time to accelerate under the traction exerted by surface tension. The filament connecting the end drops contracts and necks appear at the drop-filament contact region, as shown at $t = 250$ ps, which start pinching. The neck shrinks to a minimum at $t = 256$ ps, escaping from pinch-off again because vortex rings are nucleated at $t \sim 260$ ps.

Vortex rings detach from the neck and move towards the bulk of the end drops (frame at $t = 300$ ps). The remaining filament develops bulges, which evolve to a more complex

structure (frame at $t = 400$ ps).

The snapshot at $t = 440$ ps shows an almost complete fragmentation. However, due to the opposite velocities acquired during the early stages of the contraction, the three fragments merge again. Other vortex rings are created in the process, nucleated at the necks during the re-merging, as shown in the frame at $t = 480$ ps. The streamlines of the superflow are drawn in the bottom panel of Fig. 9 for the configuration at $t = 462$ ps.

Vortex ring annihilation at later times (see movie in the supplementary material) produces density waves arising from the collapse of their cores. This is a phenomenon that we have not observed in the merging of He droplets,^{41,42} nor the shrinking of a vortex ring up to it collapses. It is interesting to see that these small vortex rings travel towards the tips of the filament, evaporating from them. Eventually, vortex rings disappear and the contracted filament enters a complex dynamic regime, hosting plenty of density waves until the end of the simulation.

The evolution of this filament should be similar to that corresponding to $L_0 = 10.0$ shown in Fig. 5 of Ref. 19. Besides the vortex rings phenomenology and wave dynamics, in our case end-pinchng strictly never occurs. The filament gets close to it at $t = 4.1 \tau_c$ (254 ps) and especially at $t = 7.0 \tau_c$ (432 ps), whereas the breakup time by end pinching read from Fig. 5 of Ref. 19 is $t \sim 4.8 \tau_c$.

6. Filament with $\Gamma = 15$

This is the largest filament we have investigated. In classical simulations of sufficiently long filaments (like the one shown in Fig. 11) and small Oh numbers, as the filament contracts it will succumb to end pinching^{18,20,43} even in cases where the Rayleigh-Plateau instability is expected to develop, subsequently resulting in the filament to break up into several drops. However, this instability does not occur, suggesting that the timescale for the Rayleigh-Plateau instability to grow is much larger than the timescale for the filament to fully contract even for long filaments.

In the case of superfluid ^4He , the sequence is similar to the $\Gamma = 8$ and $\Gamma = 10.5$ cases, except that the number of necks has increased. Well developed end drops appear at $t = 100$ ps, with a well developed necks at $t = 160$ ps. Figure 11 shows that end drops nearly pinch-off at $t = 248$ ps, but at $t = 264$ ps one may see vortex rings appearing at the necks, hindering pinch-off. The vortex rings detach from the neck and move towards the bulk of the end drops and bulges appear in the filament close to the end drops (panel at $t = 290$ ps). Bulges evolve to bulbs and, similarly to the $\Gamma = 8$ and $\Gamma = 10.5$ cases, intermediate drops develop during the time evolution whose number increases with the length of the filament, as also observed in the simulations of classical low viscosity ($0.003 \leq Oh \leq 0.02$) filaments.⁴⁴

The evolution of this filament should be compared to that corresponding to $L_0 = 15.0$ shown in Fig. 5 of Ref. 19. Besides the phenomenology of vortex rings proliferation, also in this case end-pinchng never occurs. End drops are close to

detach at $t = 4.02 \tau_c$ (247 ps) but escape pinch off because of vortex ring nucleation, whereas the filament breakup time read from Fig. 5 of that reference is $t \sim 4.8 \tau_c$.

Finally, we have computed the contraction velocity for all the investigated filaments. We have defined the position of the tip of the filament as the location of its sharp surface (that at which the density equals $\rho_0/2$) on the x -axis.

Figure 12 shows the displacement of the tip position as a function of time for the studied filaments. It appears that all curves collapse onto the same curve up to $t \sim 170$ ps ($2.76 \tau_c$). Consequently, within this range of time the retracting velocity is independent from the aspect ratio Γ . For times in the $50\text{ps} \leq t \leq 170\text{ps}$ range, all filaments accurately follow the line with the slope equal to the Taylor-Culick velocity $v = R_0/\tau_c = 0.348 \text{ \AA}/\text{ps}$, which is the relevant velocity scale expected for the retraction process, originally proposed^{45,46} as the steady-state velocity of a capillary-driven retracting inviscid planar liquid where inertia effects balance the capillary forces acting on the system. For longer times the behavior changes because there are either filament oscillations, changes in the tip shape, or both. The shorter the filament, the earlier these deviations start to show up. The retracting velocity of liquid filaments has been studied for Ohnesorge numbers $Oh \geq 0.1$,⁴⁷ finding that the tip dynamics is characterized by an oscillating velocity whose mean value is close to the Taylor-Culick prediction. These oscillations have also been found for $Oh = 0.05$ in the $\Gamma = 20$ case.⁴⁷ In superfluid helium, though, we do not observe any oscillation with time of the tip retraction velocity.

IV. SUMMARY

We have studied the instability and breakup of nanoscopic superfluid ^4He jets and filaments within He-DFT at zero temperature. We find that the fragmentation of long cylindrical jets closely follows the predictions of linear theory for inviscid fluids, resulting in the formation of larger droplets intercalated with smaller satellite droplets.

While some of our results for the contraction of free-standing filaments are consistent with those obtained in the inviscid regime which corresponds to Ohnesorge numbers smaller than 2×10^{-3} ,¹⁹ the novelty with respect to previous calculations for classical inviscid filaments is the appearance of quantized vortex rings in filaments with aspect ratio $\Gamma > 5$.

Non-quantized vortex ring nucleation in the region connecting the end drops with the rest of the filament plays a central role in escaping filament breakup in the low-to-intermediate viscosity regime characterized by Ohnesorge numbers in the $0.002 < Oh < 0.1$ range.²¹ Our simulations show that a similar mechanism, associated with quantized vortex rings, is active in the superfluid regime at zero temperature, mostly preventing the droplet formation through end-pinchng. Vortices are also nucleated at surface protrusions appearing in the course of filament oscillations, similar to those found in the merging of He droplets. As a result, filaments are permeated by vortex-antivortex ring pairs whose annihilation yields phonon/roton bursts which may leave the filament in a turbulent state.^{41,42}

A key question is why vortex rings, which have appeared in the solution of the Navier-Stokes equation in the $0.002 < Oh < 0.1$ regime, cease to appear in the inviscid regime^{19,21} whereas we have found them in the superfluid regime within the He-DFT approach. It is known that the Gross-Pitaevskii and He-TDDFT equations, appropriated for superfluids, do not reduce to the zero-viscosity limit of the Navier-Stokes equation (Euler equation) for a barotropic fluid in irrotational flow.²⁷ In the superfluid case, an extra term appears involving the gradient of the expression

$$Q = \frac{\hbar^2}{2m} \frac{\nabla^2 \rho^{1/2}}{\rho^{1/2}} \quad (13)$$

the so-called quantum pressure term. This term, which is missing in any classical approach, plays an important role when the density is highly inhomogeneous, as it happens near the core of a quantized vortex. At variance, it is an ingredient naturally included in the Schrödinger He-TDDFT Eq. (3).

We have thus seen that the He-DFT approach, which is a suitable method to describe pure and doped superfluid He nanodroplets, can also address superfluid ⁴He jet breaking and the contraction of superfluid ⁴He filaments. Yet, we have found that upon filament breaking, the resulting fragments have a tendency to merge again. Two effects combine to favor this behavior. On the one hand, fragments, which are nanoscopic, have a non-zero surface width that helps recombination due to the overlap of the densities tails. On the other hand, the contraction velocity acquired by the filament in the early stages of the contraction tends to push together the two highly deformed drops even if they are temporarily apart. One should also consider the role of long-range van der Waals attractive interaction between separated fragments, which may also contribute to their merging. For the much larger sizes in the experiments, however, the vdW forces are expected to be negligible. In fact, the force between two spherical particles of diameter D made of q atoms per unit volume interacting via the two-body vdW interaction λ/r^6 is⁴⁸ $F \propto -\tilde{F}(x)/D$, where

$x = d/D$, d being the distance of closest approach between the spheres surfaces and $\tilde{F}(x) \sim -1/(24x^2)$ ($x \ll 1$). Therefore, for the sizes encountered in experiments the vdW attraction between fragments will be much reduced if not negligible, meaning that once a filament breaks into two fragments, recombination into a single droplet due to the vdW attraction is unlike.

SUPPLEMENTARY MATERIAL

See supplementary material for the video files showing the real time evolution of the processes discussed in the present work.

ACKNOWLEDGMENTS

We thank Rico Tanyag for useful exchanges. This work has been performed under Grant No. PID2020-114626GB-I00 from the MICIN/AEI/10.13039/501100011033.

AUTHOR DECLARATIONS

Conflict of Interest

The authors have no conflicts to disclose.

Author Contributions

All authors contributed equally to this work.

DATA AVAILABILITY

The data that support the findings of this study are available from the corresponding author upon reasonable request

¹ K. K. Lehmann and G. Scoles, *Science* **279**, 2065 (1998).

² M. Y. Choi, G. E. Douberly, T. M. Falconer, W. K. Lewis, C. M. Lindsay, J. M. Merritt, P. L. Stiles, and R.E. Miller, *Int. Rev. Phys. Chem.* **25**, 15 (2006).

³ C. Callegari and W. E. Ernst, in *Handbook of High Resolution Spectroscopy*, vol 3 p. 1551, Wiley, New York (2011).

⁴ Ph. Sindzingre, M. L. Klein, and D. M. Ceperley, *Phys. Rev. Lett.* **63**, 1601 (1989).

⁵ M. V. R. Krishna and K. B. Whaley, *Phys. Rev. Lett.* **64**, 1126 (1990).

⁶ S. Grebenev, J. P. Toennies, and A. F. Vilesov, *Science* **279**, 2083 (1998).

⁷ L. F. Gomez, K. R. Ferguson, J. P. Cryan, C. Bacellar, R. M. P. Tanyag, C. Jones, S. Schorb, D. Anielski, A. Belkacem, C. Bernando, R. Boll, J. Bozek, S. Carron, G. Chen, T. Delmas, L. Englert, S. W. Epp, B. Erk, L. Foucar, R. Hartmann, A. Hexemer, M. Huth, J. Kwok, S. R. Leone, J. H. S. Ma, F. R. N. C. Maia, E.

Malmerberg, S. Marchesini, D. M. Neumark, B. Poon, J. Prell, D. Rolles, B. Rudek, A. Rudenko, M. Seifrid, K. R. Siefertmann, F. P. Sturm, M. Swiggers, J. Ullrich, F. Weise, P. Zwart, C. Bostedt, O. Gessner, and A. F. Vilesov, *Science* **345**, 906 (2014).

⁸ B. Langbehn, K. Sander, Y. Ovcharenko, C. Peltz, A. Clark, M. Coreno, R. Cucini, M. Drabbels, P. Finetti, M. Di Fraia, L. Giannessi, C. Grazioli, D. Iablonskyi, A. C. LaForge, T. Nishiyama, V. Oliver Álvarez de Lara, P. Piseri, O. Plekan, K. Ueda, J. Zimmermann, K. C. Prince, F. Stienkemeier, C. Callegari, T. Fennel, D. Rupp, and T. Möller, *Phys. Rev. Lett.* **121**, 255301 (2018).

⁹ O. Gessner and A. F. Vilesov, *Annu. Rev. Phys. Chem.* **70**, 173 (2019).

¹⁰ S. M. O. O'Connell, R. M. P. Tanyag, D. Verma, Ch. Bernando, W. Pang, C. Bacellar, C. A. Saladrigas, J. Mahl, B. W. Toulson, Y. Kumagai, P. Walter, F. Ancilotto, M. Barranco, M. Pi, Ch. Bostedt, O. Gessner, and A. F. Vilesov, *Phys. Rev. Lett.* **124**, 215301 (2020).

- ¹¹ J. P. Toennies and A. F. Vilesov, *Angew. Chem. Phys.* **43**, 2622 (2004).
- ¹² *Molecules in superfluid helium nanodroplets*, A. Slenczka and J. P. Toennies Eds. *Topics in Applied Physics* **145**, Springer, (2022).
- ¹³ R. M. P. Tanyag, C. F. Jones, C. Bernando, S. M. O. O'Connell, D. Verma, and A. F. Vilesov, *Cold Chemistry: Molecular Scattering and Reactivity Near Absolute Zero*, O. Dulieu and A. Osterwalder Eds., *Theoretical and Computational Chemistry Series No. 11* ch. 8, p. 389 (2018).
- ¹⁴ N. B. Speirs, K. R. Langley, P. Taborek, and S. T. Thoroddsen, *Phys. Rev. Fluids* **5**, 044001 (2020).
- ¹⁵ R. M. P. Tanyag, A. J. Feinberg, S. M. O. O'Connell, and A. F. Vilesov, *J. Chem. Phys.* **152**, 234306 (2020).
- ¹⁶ K. Kolatzki, M. L. Schubert, A. Ulmer, T. Möller, D. Rupp, and R. M. P. Tanyag, *Phys. Fluids* **34**, 012002 (2022).
- ¹⁷ J. Eggers and E. Villermaux, *Rep. Prog. Phys.* **71**, 036601 (2008).
- ¹⁸ A. A. Castrejón-Pita, J. R. Castrejón-Pita, and I. M. Hutchings, *Phys. Rev. Lett.* **108**, 074506 (2012).
- ¹⁹ C. R. Anthony, P. M. Kamat, M. T. Harris, and O. A. Basaran, *Phys. Rev. Fluids* **4**, 093601 (2019).
- ²⁰ R. M. S. Schulkes, *J. Fluid Mech.* **309**, 227 (1996).
- ²¹ J. Hoepffner and G. Paré, *J. Fluid Mech.* **734**, 183 (2013).
- ²² F. Dalfovo, A. Latri, L. Pricapenko, S. Stringari, and J. Treiner, *Phys. Rev. B* **52**, 1193 (1995).
- ²³ M. Barranco, R. Guardiola, S. Hernández, R. Mayol, J. Navarro, and M. Pi, *J. Low Temp. Phys.* **142**, 1 (2006).
- ²⁴ F. Ancilotto, M. Barranco, F. Coppens, J. Eloranta, N. Halberstadt, A. Hernando, D. Mateo, and M. Pi, *Int. Rev. Phys. Chem.* **36**, 621 (2017).
- ²⁵ M. Barranco, F. Coppens, N. Halberstadt, A. Hernando, A. Leal, D. Mateo, R. Mayol, and M. Pi, *Zero temperature DFT and TDDFT for ⁴He: A short guide for practitioners*. <https://github.com/bcntls2016/DFT-Guide/blob/master/dft-guide.pdf>
- ²⁶ L. Pitaevskii and S. Stringari, *Bose-Einstein Condensation and Superfluidity*, *International Series of Monographs on Physics* vol. 164 (Oxford University Press, 2016).
- ²⁷ C. F. Barenghi and N. G. Parker, *A Primer on Quantum Fluids*, *Springer Briefs in Physics* (2016).
- ²⁸ M. Tsubota and W.P. Halperin (Eds.), *Progress in Low Temperature Physics*, vol. XVI (Elsevier, Amsterdam and London, 2009).
- ²⁹ E. García-Alfonso, M. Barranco, D. A. Bonhommeau, N. Halberstadt, M. Pi, and F. Calvo, *J. Chem. Phys.* **157**, 014106 (2022).
- ³⁰ M. Moseler and U. Landman, *Science* **289**, 1165 (2000).
- ³¹ F. Ancilotto, M. Barranco, F. Caupin, R. Mayol, and M. Pi, *Phys. Rev. B* **2**, 214522 (2005).
- ³² M. Pi, F. Ancilotto, F. Coppens, N. Halberstadt, A. Hernando, A. Leal, D. Mateo, R. Mayol, and M. Barranco, *4He-DFT BCNTLS: A Computer Package for Simulating Structural Properties and Dynamics of Doped Liquid Helium-4 Systems*. <https://github.com/bcntls2016/>
- ³³ M. Frigo and S.G. Johnson, *Proc. IEEE* **93**, 216 (2005).
- ³⁴ A. Ralston and H. S. Wilf, *Mathematical methods for digital computers* (John Wiley and Sons, New York, 1960).
- ³⁵ J. Plateau, *London Edinburgh Dublin Philos. Mag. J. Sci.* **14**, 431 (1857).
- ³⁶ Lord Rayleigh, *Proc. London Math. Soc.* **1**, 57 (1879).
- ³⁷ T. Driessen, R. Jeurissen, H. Wijshoff, F. Toschi, and D. Lohse, *Phys. Fluids* **25**, 062109 (2013).
- ³⁸ N.N. Mansour and T.S. Lundgren, *Physics of Fluids A* **2**, 1141 (1990).
- ³⁹ Lord Rayleigh, *Proc. R. Soc. London* **29**, 71 (1879).
- ⁴⁰ Ch. Dumouchel, *Exp. Fluids* **45**, 371 (2008).
- ⁴¹ J. M. Escartín, F. Ancilotto, M. Barranco, and M. Pi, *Phys. Rev. B* **99**, 140505(R) (2019).
- ⁴² M. Pi, J. M. Escartín, F. Ancilotto, and M. Barranco, *Phys. Rev. B* **104**, 094509 (2021).
- ⁴³ H. A. Stone, B. J. Bentley, and L. G. Leal, *J. Fluid Mech.* **173**, 131 (1986).
- ⁴⁴ F. Wang, F. P. Contò, N. Naz, J. R. Castrejón-Pita, A. A. Castrejón-Pita, C. G. Bailey, W. Wang, J. J. Feng, and Y. Sui, *J. Fluid Mech.* **860**, 640 (2019).
- ⁴⁵ G. I. Taylor, *Proc. R. Soc. London Ser. A* **253**, 313 (1959).
- ⁴⁶ F. E. C. Culick, *J. Appl. Phys.* **31**, 1128 (1960).
- ⁴⁷ J.-L. Pierson, J. Magnaudet, E. J. Soares, and S. Popinet, *Phys. Rev. Fluids* **5**, 073602 (2020).
- ⁴⁸ H. C. Hamaker, *Physica* **4**, 1058 (1937).