

Viscoelastic response of an active particle under the action of magnetic field

M Muhsin, F Adersh, and M Sahoo*

Department of Physics, University of Kerala, Kariavattom, Thiruvananthapuram-695581, India

(Dated: January 31, 2023)

We consider the dynamics of a charged inertial active Ornstein-Uhlenbeck particle in a viscoelastic suspension under the action of an uniform magnetic field. With the help of both numerical simulation and analytical framework, we exactly investigate the viscoelastic response of the particle to the magnetic field by means of particle trajectories, mean displacement, and mean square displacement (MSD) calculations. The simulated particle trajectories and MSD calculations reveal that the steady state response of a confined harmonic particle to the magnetic field show interesting features due to the complex interplay of underlying physical processes such as elastic dissipation and active fluctuations in the medium. When the activity time scale of the dynamics is larger than the elastic dissipation timescale (or vice-versa), the steady state MSD shows an enhancement (or suppression) with increase in the field strength. In both the cases, for very strong magnetic field the MSD interestingly approaches the value at the equilibrium limit where the generalized fluctuation dissipation relation is satisfied and the particle behaves like an inertial passive Brownian particle. Thus, for a finite magnetic field, the system exhibits a re-entrant type transition from active to passive and then to active behaviour with persistence of elastic dissipation in the medium. However, for a free particle, the overall displacement covered always gets suppressed with increase in the strength of the magnetic field and finally approaches zero for a very strong magnetic field.

I. INTRODUCTION

In the recent years, the study of active matter has received considerable attention in different branches of science [1–5]. The term “active matter” refers to a class of soft-matter systems where its individual constituents are capable of making autonomous movement by consuming energy from the environment. The motion governed by these constituent particles is called as active Brownian motion or self-propelled motion. Active matter systems are immensely pursued both theoretically as well as experimentally [1, 6–14]. In particular, the biological active matter is significant because of its complex dynamics in crowded and stochastic environments [11, 12]. Similarly, the artificially synthesized active matter systems like collection of Janus particles [15, 16], living crystals [17], and swarming robots [18] have wide applications in the areas of robotics [19], material science, and nanomedicines [20].

From the theoretical perspective, a variety of models have been used to describe the dynamics of active matter. Among them, the active Brownian particle (ABP) model [21–34] and active Ornstein-Uhlenbeck particle (AOUP) model [35–45] are the two most successful ones in explaining many interesting aspects of the self-propelling systems [3, 46, 47]. In most of these studies, the particles are considered to be suspended in a Newtonian bath with an instantaneous friction and with no memory effect of the medium or environment. However, in many situations, the particles are exposed to non-Newtonian environments like polymer solutions [48], crystalline domain [49], and biological surroundings such as mucus [50], tissues etc with finite memory effect of

the medium or environment. The natural active systems are mostly non-Newtonian and are often found to be viscoelastic in nature with a transient elasticity in the medium. Such systems can be modeled using the generalized Langevin equation which includes the delayed memory effects of the medium in the viscous term. Therefore, it is crucial to study the viscoelastic effects on the dynamics of such systems as the memory effect of the medium cannot be ignored [51–56].

Active Brownian particle in a Newtonian bath, when subjected to an external magnetic field exhibits exotic transient and steady state properties [57–62]. In our previous work, we observed that a harmonically confined active Ornstein-Uhlenbeck particle (AOUP), while self-propelling in a viscoelastic environment in the presence of a magnetic field features a novel phase transition from diamagnetic to paramagnetic phase [62]. In the present work, we employ this model to investigate the transport behaviour of an inertial active OU particle in a viscoelastic suspension characterized by an exponentially decaying memory kernel in the viscous drag. The particle is charged and subjected to a constant magnetic field perpendicular to the plane of its motion [63–67]. We simulate the dynamics and obtain instantaneous trajectories of both free and harmonic particle. From the exact solution of the dynamics, we derive the analytical results for the mean displacement (MD) and MSD. Here, we consider the corresponding time scales of activity or self propulsion and elastic dissipation not to be same so that the generalized fluctuation dissipation relation (GFDR) breaks down. Depending on the complex interplay of these two time scales, our analysis reveal that the steady state response of a harmonically confined particle to the magnetic field is interesting and it shows opposite behaviour in two different circumstances. In particular, when the persistence duration of activity in the medium

* jolly.iopb@gmail.com

dominates over elastic dissipation, the steady state MSD shows enhancement and when the persistence of elastic dissipation dominates over activity or self propulsion, it shows suppression with increase in strength of magnetic field. Moreover, for a very strong magnetic field, the MSD approaches the equilibrium value at which the GFDR holds good and becomes independent of both these time scales, reflecting the passive nature of the particle.

In sec II, we introduce our model, define the physical parameters of interest and explain the simulation details. In sec. III, we discuss our results and findings both from simulation and analytical calculation, which are followed by a summary in sec. IV.

II. MODEL

We consider the motion of an inertial active Ornstein-Uhlenbeck particle suspended in a viscoelastic suspension. The particle is charged and constrained to move in a two-dimensional(2D) harmonic potential $U(x, y) = \frac{1}{2}k(x^2 + y^2)$, with k as the harmonic constant. Its motion is coupled to the presence of a constant magnetic field $\mathbf{B} = B\hat{z}$ applied perpendicular to the plane of motion. The dynamics is governed by the generalized Langevin's equation [56, 62] of motion

$$m\ddot{\mathbf{X}}(t) = - \int_0^t f(t-t') \dot{\mathbf{X}}(t') dt' + \frac{|q|B}{c} \boldsymbol{\sigma} \cdot \dot{\mathbf{X}}(t) - k\mathbf{X}(t) + \sqrt{D}\xi(t). \quad (1)$$

Here, $\mathbf{X} = \begin{pmatrix} x \\ y \end{pmatrix}$ refers to the position, m stands for the mass and $\ddot{\mathbf{X}}(t)$ is the acceleration of the particle. The first term in right hand side of Eq. (1) is the drag force, that arises due to the interaction of the particle with the surrounding medium. Because of the elastic nature of the medium, the dynamics of the particle possess finite memory and is non-Markovian. Hence the drag force at particular instant of time not only depend on the velocity at that instant of time but also it depends on the velocities at previous times. Therefore, the drag force at a certain time t is dependent on a friction kernel of the form

$$f(t-t') = \frac{\gamma}{2t'_c} e^{-\frac{t-t'}{t'_c}}, \quad t \geq t' \quad (2)$$

with γ being the friction or viscous coefficient of the medium. The friction kernel gives maximum contribution to the instantaneous velocity, and its contribution to the past velocities decays exponentially with a rate $\frac{1}{t'_c}$. t'_c is the time up to which the elastic dissipation sustains in the medium and for $t > t'_c$, the viscous dissipation dominates. In $t'_c \rightarrow 0$ limit, the friction kernel becomes delta correlated and the system is left only with

viscous dissipation[61]. The friction kernel $f(t-t')$ follows the Maxwellian viscoelastic formalism as per which the elastic force of fluid completely relax down to zero for sufficiently long interval of time and the suspension becomes viscous in nature [62]. $\boldsymbol{\sigma} = \begin{pmatrix} 0 & -1 \\ 1 & 0 \end{pmatrix}$ is an arbitrary matrix and $\xi(t) = \begin{pmatrix} \xi_x(t) \\ \xi_y(t) \end{pmatrix}$ represents the Ornstein-Uhlenbeck noise followed by the moments

$$\langle \xi_\alpha(t) \rangle = 0, \quad \langle \xi_\alpha(t) \xi_\beta(t') \rangle = \frac{\delta_{\alpha\beta}}{2t_c} e^{-\frac{|t-t'|}{t_c}}. \quad (3)$$

Here, $(\alpha, \beta) \in (X, Y)$ and D is the strength of the noise. t_c represents the noise correlation time or activity time of the dynamics. It is the time up to which the particle has a tendency to execute self-propulsion in the medium along a specific direction even with random collisions. The noise correlation in the dynamics decays exponentially with the time constant t_c . For a finite t_c value, the system is in nonequilibrium even in the absence of memory kernel. However, the system approaches thermal equilibrium only when both the activity time scale and viscoelastic time scale are of equal order ($t_c = t'_c$) and $D = 2\gamma K_B T$. This is the condition at which the GFDR is validated. Because of the linearity of the model, one can solve Eq. (1) using Laplace transform method formalism. Introducing a complex number $z = x + iy$, Eq. (1) can be written as

$$\ddot{z}(t) + \frac{1}{m} \int_0^t f(t-t') \dot{z}(t') dt' - i\omega_c \dot{z}(t) + \omega_0^2 z(t) = \epsilon(t), \quad (4)$$

where $\omega_c = \frac{|q|B}{mc}$, $\omega_0 = \sqrt{\frac{k}{m}}$, and

$$\epsilon(t) = \frac{\sqrt{D}}{m} [\xi_x(t) + i\xi_y(t)].$$

The mean displacement (MD) can be obtained using the general definition as

$$\langle R(t) \rangle = \langle z(t) - z(0) \rangle. \quad (5)$$

Similarly, the MSD can be obtained as

$$\langle R^2(t) \rangle = \langle |z(t) - z(0)|^2 \rangle. \quad (6)$$

In order to simulate the dynamics, Eq. (1) can be expressed in a Markovian form by introducing the variable \mathbf{U} such that

$$\mathbf{U}(t) = \int_0^t f(t-t') \mathbf{V}(t') dt'. \quad (7)$$

Then Eq. (1) can be written as

$$\dot{\mathbf{X}} = \mathbf{V} \quad (8)$$

$$m\dot{\mathbf{V}} = -\mathbf{U} + \frac{|q|B}{c} \boldsymbol{\sigma} \cdot \mathbf{V} - k\mathbf{X} + \sqrt{D}\xi \quad (9)$$

$$\dot{\mathbf{U}} = -\frac{\mathbf{U}}{t'_c} + \frac{\Gamma}{2t'_c} \mathbf{V} \quad (10)$$

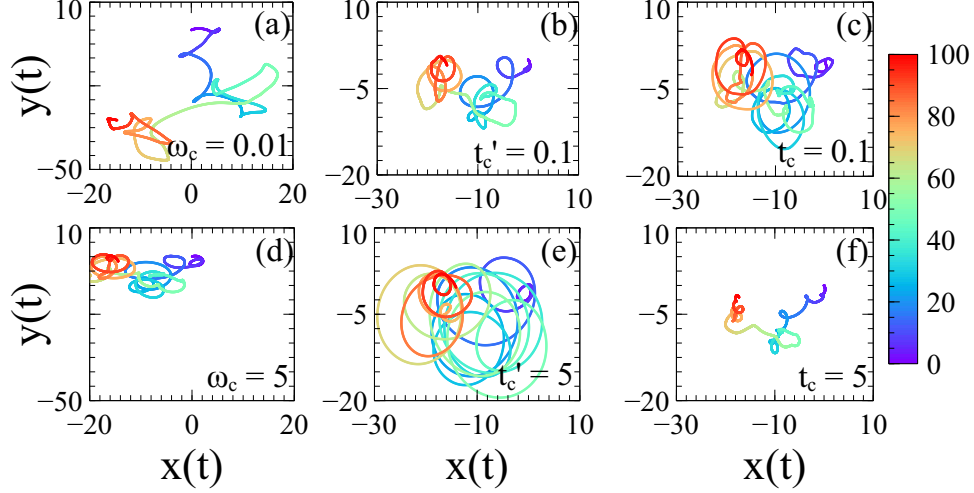


FIG. 1. Simulated trajectory of a free particle for two different values of ω_c in (a) and (d), for two different values of t'_c in (b) and (e), and for two different values of t_c in (c) and (f), respectively. The color map denotes the time evolution of trajectory. $t_c = t'_c$ is considered as unity in (a) and (d), $\omega_c = t_c$ is considered as unity in (b) and (e), and $\omega_c = t'_c$ is considered as unity in (c) and (f), respectively. The other common parameters are $\Gamma = 1$, $v_0 = 1$, $z_0 = 0$ and $D = 1$.

This set of Markovian equations can be simulated using the Heun's method formalism[68]. The Ornstein-Uhlenbeck noise (ξ) along with the properties given in Eq. (3) is implemented using Fox method approach as described in Ref. [69]. The simulation is run for 10^3 s with a time step of 10^{-3} s. The steady state measurements are taken averaging over 10^5 realizations and after ignoring the initial transients of 10^2 s for each realization.

III. RESULTS AND DISCUSSION

A. Free particle in the presence of magnetic field

For a free particle in the presence of magnetic field, the generalized Langevin equation of motion [Eq. (4)] reduces to

$$\ddot{z}(t) + \frac{1}{m} \int_0^t f(t-t') \dot{z}(t') dt' - i\omega_c \dot{z}(t) = \epsilon(t). \quad (11)$$

By taking the initial conditions $z(0) = z_0$ and $\dot{z}(0) = v_0$, and using the Laplace transform method the solution of Eq. (11) can be obtained as

$$z(t) = z_0 + \sum_{i=0}^2 a_i \int_0^t e^{s_i(t-t')} \xi(t') dt' + \sum_{i=0}^2 a_i v_0 e^{s_i t}, \quad (12)$$

where s_i 's are given by $s_0 = 0$ and

$$s_{1,2} = -\frac{1}{2} \left[+\frac{1}{t'_c} - i\omega_c \pm \frac{\sqrt{1 - t'_c(2\Gamma + \omega_c(\omega_c t'_c - 2i))}}{t'_c} \right]. \quad (13)$$

Here, $\Gamma = \frac{\gamma}{m}$ and the coefficients a_i 's are

$$a_0 = \frac{1}{s_1 s_2 t'_c}, \quad a_1 = \frac{s_1 t'_c + 1}{s_1 (s_1 - s_2) t'_c} \quad \text{and} \quad a_2 = \frac{s_2 t'_c + 1}{s_2 (s_2 - s_1) t'_c}$$

In Fig.1, We have shown the simulated particle trajectories for three different cases. Figs. 1 (a) and (d) represent the particle trajectories for a low and high strengthened magnetic field (ω_c). It is noticed that under the influence of magnetic field the particle deviates from the motion along x-direction and gets dragged towards y-direction and has a tendency to make circular trajectories. When ω_c is large, these circular trajectories get squeezed and particle suffers a kind of trapping or suppression. As a consequence, the overall displacement of the particle reduces. This can be interpreted from Fig. 1 (d). In Figs. 1(b) and (e), the particle trajectories are plotted for a small and large value t'_c . It is observed that with increase in t'_c , the particle trajectories get smoother and the particle makes more number of turns. At the same time on average it covers larger distances before completing the turns. Because of which, the circular trajectories get enhanced initially and subsequently reduces displaying a spiral kind movement. Similarly, the simulated particle trajectories for a small and large value of t_c are shown in Figs. 1 (c) and (f), respectively. With increase in t_c value, the particle makes more directed motion rather than making circular trajectories. At the same time, the particle becomes more confined, that is why the overall displacement decreases with longer persistent of activity in the medium.

Using Eq. (5), MD for a free particle in the presence

of magnetic field is calculated as

$$\begin{aligned} \langle R(t) \rangle^{(f)} &= \langle z(t) - z(0) \rangle \\ &= a_0 v_0 + a_1 v_0 e^{s_1 t} + a_2 v_0 e^{s_2 t}. \end{aligned} \quad (14)$$

Expanding Eq. (14) around $t = 0$ in terms of powers of

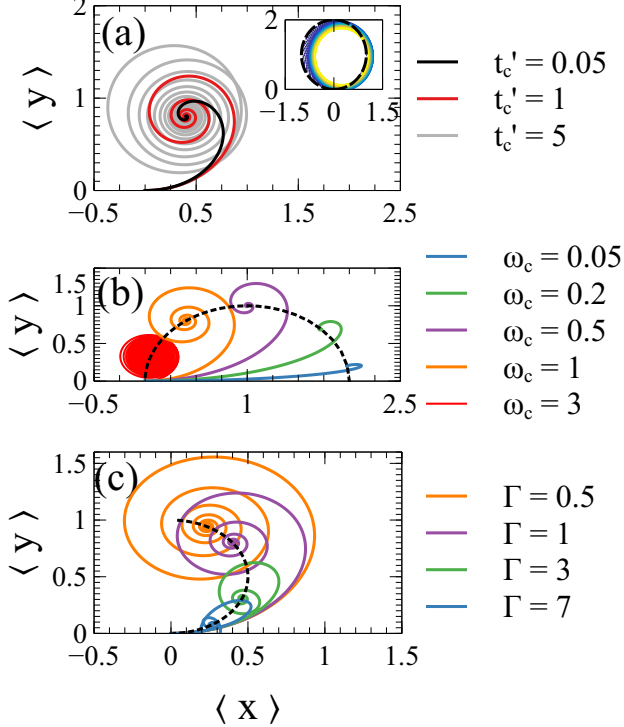


FIG. 2. The 2D parametric plots of MD [Eq. (14)] is shown for different values of t'_c in (a), for different values of ω_c in (b), and for different values of Γ in (c), respectively. The dashed lines in (b) and (c) represent the 2D evolution of MD with ω_c and Γ , respectively. Inset of (a) shows the evolution of MD for $t'_c = 20$ along with the dotted circle representing MD in the $t'_c \rightarrow \infty$ limit. Other common parameters are $D = 1$ and $\omega_c = 1$, $\Gamma = 1$ in (a), $t'_c = 1$, $\Gamma = 1$ in (b) and $t'_c = 1$, $\omega_c = 1$ in (c).

t , we obtain MD in the transient regime as

$$\langle R(t) \rangle^{(f)} = v_0 t + \frac{i}{2} v_0 \omega_c t^2 + O(t^3). \quad (15)$$

In the time asymptotic limit ($t \rightarrow \infty$) or at steady state, $\langle R(t) \rangle$ reduces to

$$\langle R \rangle_{st}^{(f)} = \lim_{t \rightarrow \infty} \langle R(t) \rangle^{(f)} = \frac{2v_0 (\Gamma + i2\omega_c)}{4\omega_c^2 + \Gamma^2}. \quad (16)$$

Hence, it is confirmed that the steady state MD has dependence neither on the elastic dissipation time nor on noise correlation time or activity time, rather it has dependence on the magnetic field as well as on viscosity of the medium or inertial time scale. The 2D time evolution of MD [$\langle y(t) \rangle$ vs $\langle x(t) \rangle$] for different values of

t'_c , for different values of ω_c , and for different values of Γ , are shown in Figs. 2 (a), (b) and (c), respectively. For a given set of parameters, the MD evolves with time and saturates to a constant value in the long time limit, displaying a spira mirabilis kind trajectory [55]. From Fig. 2 (a), it is noticed that MD has a dependence on t'_c in the transient regime whereas the steady state MD is independent of t'_c . Further, it is noteworthy that with increase in t'_c value, the particle on average takes longer time and covers larger distances before approaching the steady state at which the MD is saturated to a constant value. This fact concludes a kind of delay in the particle motion for approaching steady state because of the presence of memory in the viscous kernel and it represents a memory induced delay in the dynamics. Further, in $t'_c \rightarrow 0$ limit, the $\langle R(t) \rangle^{(f)}$ reduces to

$$\langle R(t) \rangle^{(f)} = \frac{2v_0}{\Gamma - 2i\omega_c} \left(1 - e^{-\frac{\Gamma}{2}t + i\omega_c t} \right), \quad (17)$$

which represents a perfect spira mirabilis, familiar for active particles in Newtonian fluids [55]. However, with increase in t'_c circular motions are more stabilized and in $t'_c \rightarrow \infty$ limit, $\langle R(t) \rangle^{(f)}$ takes the form of a perfect circle of radius $\frac{|v_0|^2}{\omega_c^2}$ centred at $\frac{iv_0}{\omega_c}$. The same is reflected from the inset of Fig. 2 (a), where t'_c is taken as 20. With increase in ω_c value, the radius of the circular trajectories decreases and also centre of the circle shifts towards zero value, reflecting kind of trapping of the particle for high magnetic field [see Fig. 2 (b)].

The 2D evolution of steady state MD with ω_c and Γ are shown along with their corresponding parametric plots in Figs. 2 (b) and (c), respectively. In the absence of magnetic field ($\omega_c = 0$), the steady state MD is simply $\frac{2v_0}{\Gamma}$. With increase in ω_c , it decreases in the x-direction and increases in the y-direction and finally approaches to zero value for very large ω_c [Fig. 2 (b)]. Similarly, for low value of Γ , where inertial influence is significant, the particle on average takes longer time to approach steady state and covers larger distances. However, the steady state is approached faster with increase in Γ values as expected. The steady state MD starts from the value $\frac{iv_0}{\omega_c}$ for $\Gamma = 0$ and approaches zero for very large Γ value [Fig. 2 (c)], where the inertial influence is negligibly small. This provides a delay in the dynamical behaviour of the particle because of inertia in the dynamics.

Using Eq. (6), we have exactly calculated the MSD in both transient and time asymptotic limit. In the time asymptotic limit ($t \rightarrow \infty$) or at steady state, the MSD is obtained as

$$\langle R^2 \rangle_{st}^{(f)} = \frac{8Dt}{m^2 (\Gamma^2 + 4\omega_c^2)}. \quad (18)$$

From this expression, it is confirmed that $\langle R^2 \rangle_{st}^{(f)}$ depends neither on t'_c nor on t_c . Hence, the overall distance covered by a free particle at steady state is completely independent of the underlying physical processes of the

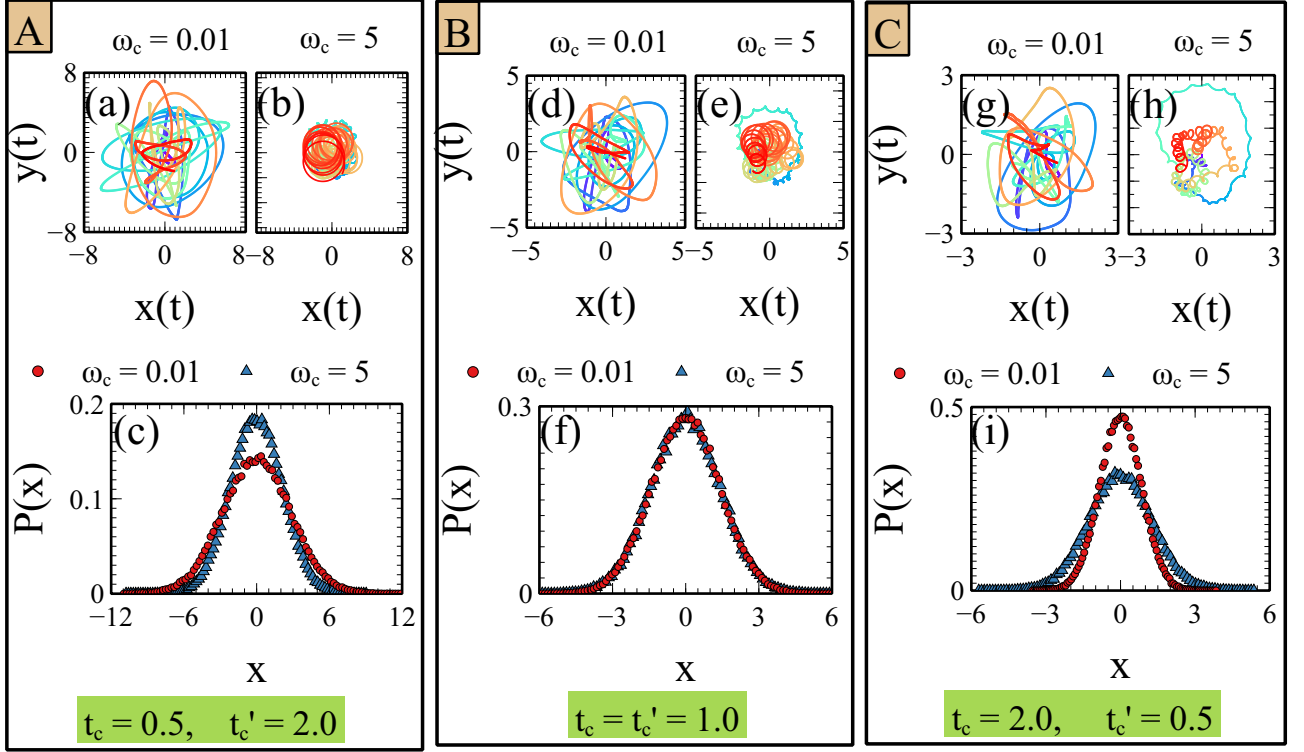


FIG. 3. Particle trajectories for two different ω_c values and the corresponding steady state probability distribution functions are shown in (A), (B) and (C) for three different parameter regimes $t_c < t'_c$, $t_c = t'_c$ and $t_c > t'_c$, respectively. Particle trajectories in (a), (d) and (g) are for $\omega_c = 0.01$ and in (b), (e) and (h) for $\omega_c = 5.0$, respectively. For taking the trajectories, simulation is run for $t = 100$ s. The corresponding steady state position distributions are shown in (c), (f) and (i). The other common parameters are $\Gamma = 1.0$, $m = 1.0$, $\omega_0 = 1.0$, $v_0 = 1$, $z_0 = 0$, and $D = 1$.

medium. However, it has dependence on ω_c and Γ . It varies inversely both with ω_c and Γ . From the transient behaviour of MSD, it is confirmed that motion is ballistic in the initial transient regimes as $\langle R^2 \rangle \propto t^2$ and it is diffusive in long time regimes since $\langle R^2 \rangle \propto t$. The intermediate time regimes of MSD represents kind of oscillatory behaviour, indicating the anomalous diffusion of the particle.

B. Confined harmonic particle in the presence of magnetic field

For a harmonically confined particle, the solution of the dynamics [Eq. (4)] is given by

$$z(t) = \sum_{i=1}^3 \left[b_i z_0 e^{s_i t} + a_i v_0 e^{s_i t} + a_i \int_0^t e^{s_i(t-t')} \xi(t') dt' \right]. \quad (19)$$

Here, s_i 's are the solution of the cubic equation

$$t'_c s^3 + (1 - j\omega_c t'_c) s^2 + \left(\frac{\Gamma}{2} - j\omega_c + \omega_0^2 t'_c \right) s + \omega_0^2 = 0. \quad (20)$$

a_i 's and b_i 's are given by the matrix equations

$$S \cdot A = \begin{pmatrix} 0 \\ -1 \\ \frac{1}{t'_c} \end{pmatrix} \quad \text{and} \quad S \cdot B = \begin{pmatrix} 1 \\ -\frac{1}{t'_c} + j\omega_c \\ \frac{\Gamma}{2t'_c} - \frac{j\omega_c}{t'_c} \end{pmatrix}, \quad (21)$$

with $A = [a_i]_{3 \times 1}$ and $B = [b_i]_{3 \times 1}$. The matrix S is given by

$$S = \begin{pmatrix} 1 & 1 & 1 \\ s_2 + s_3 & s_1 + s_3 & s_1 + s_2 \\ s_2 s_3 & s_1 s_3 & s_1 s_2 \end{pmatrix}. \quad (22)$$

In order to understand the viscoelastic response of the particle to the magnetic field, we have shown the simulated particle trajectories of the dynamics [[Eq. (4)]] and the corresponding steady state position distributions in Fig. 3. In harmonic confinement, the particle trajectories are circular and show interesting features with magnetic field by the complex interplay between the corresponding time scales of elastic dissipation and active fluctuations in the medium. If the elastic dissipation persists for longer interval of time as compared to the duration of activity or self propulsion, i.e., for $t'_c > t_c$ [see Fig. 3 (a), (b) and (c)], the directed motion gets suppressed with increase

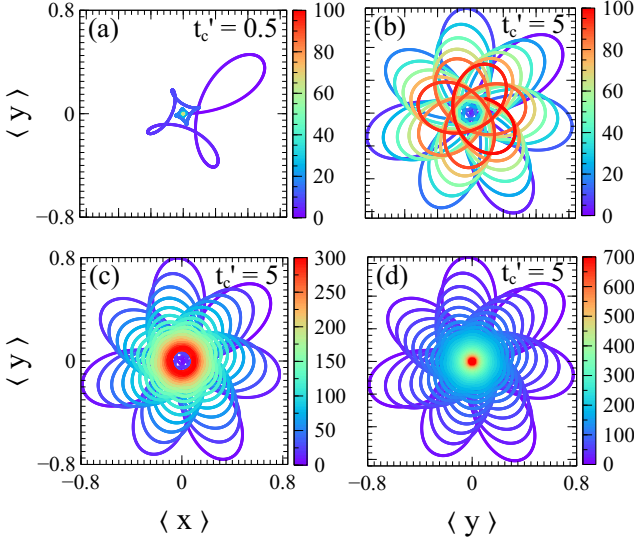


FIG. 4. For a harmonically confined particle ($\omega_0 = 1$), the 2D parametric plots of MD ($\langle y \rangle$ vs $\langle x \rangle$) [Eq. (23)] are shown for $t'_c = 0.5$ in (a) and $t'_c = 5.0$ in (b), (c) and (d), respectively. The color map shows the evolution of MD with time. The other common parameters are $\Gamma = 1.0$, $\omega_c = 1.0$, $m = 1.0$, $v_0 = 1$, $z_0 = 0$ and $D = 1$.

in ω_c and the particle becomes incapable of taking advantage from the influence of magnetic field in making circular trajectories. As a consequence, the circular trajectories get suppressed and the particle gets more confined towards the mean position of the well with increase in ω_c [Fig. 3 (b)]. The steady state position distribution becomes sharp across the centre or mean position with increase in ω_c , deliberating the confinement of the particle with magnetic field [see Fig. 3 (c)]. If the activity persists for longer duration as compared to the elastic dissipation in the medium, i.e., for $t_c > t'_c$ [see Fig. 3 (g), (h) and (i)], the trajectories comparatively get enhanced with increase in ω_c . The particle as if moves away from the centre initially and on average covers larger distances before coming back to the mean position of the

well. That is why, the steady state position distribution gets broader and the peak of the distribution gets suppressed with increase in ω_c , reflected from Fig. 3 (i).

However, if both elastic dissipation and activity persists almost for equal interval of time in the medium, i.e., for $t'_c = t_c$, the steady state is not affected by the presence of magnetic field [see Fig. 3 (d), (e) and (f)] and that is why the distribution shows same behaviour for both small and large ω_c . In this limit, the generalized fluctuation dissipation relation (GFDR) is satisfied and the system approaches equilibrium. The MD [Eq. (5)] for a confined harmonic particle can be calculated as

$$\langle R(t) \rangle^{(h)} = \langle z(t) - z(0) \rangle = \sum_{i=1}^3 [b_i z_0 e^{s_i t} + a_i v_0 e^{s_i t}]. \quad (23)$$

Expanding MD around $t = 0$, we get

$$\langle R(t) \rangle^{(h)} = v_0 t + \frac{1}{2} \left(-\frac{\Gamma z_0}{2t'_c} + i v_0 \omega_c - z_0 \omega_0^2 \right) t^2 + O(t^3). \quad (24)$$

In the time asymptotic limit, $\langle R(t) \rangle^{(h)}$ approaches zero value implying that the particle comes back to the mean position of the well. In Fig. 4, we have plotted the 2D parametric plot for the time evolution of MD for different values of t'_c . For $t'_c = 0.5$, the particle almost take 100 secs to approach steady state and come back to the mean position of the well as shown in Fig. 4(a). However, with increase in t'_c , the particle motion gets delayed and 100secs is not enough for the particle to come back to the mean position as in Fig. 4(b). With further increase in time, the particle approaches towards steady state [see Fig. 4(c)] and finally for very long time, the particle comes back exactly to the mean position of the well [see Fig. 4(d)]. An interesting feature of this behaviour is that the particle motion gets delayed due to the longer persistence of elastic dissipation in the medium, confirming a kind of delay in the dynamics due to presence of memory.

Using [Eq. (6)], the MSD for harmonically confined particle can be calculated as

$$\begin{aligned} \langle R^2(t) \rangle^{(h)} = & \left| \langle R(t) \rangle^{(h)} \right|^2 + \sum_{i=1}^3 \sum_{j=1}^3 \frac{a_i a_j^* D}{m^2} \left[\frac{t_c e^{t(s_j^* - \frac{1}{t_c})}}{(t_c s_i + 1)(1 - t_c s_j^*)} + \frac{t_c e^{t(s_i - \frac{1}{t_c})}}{(1 - t_c s_i)(t_c s_j^* + 1)} \right. \\ & \left. + \frac{t_c (s_i + s_j^*) - 2}{(s_i + s_j^*)(t_c s_i - 1)(t_c s_j^* - 1)} + \frac{e^{t(s_i + s_j^*)} (t_c (s_i + s_j^*) + 2)}{(s_i + s_j^*)(t_c s_i + 1)(t_c s_j^* + 1)} \right]. \end{aligned} \quad (25)$$

In Fig. 4, we have shown the plot of MSD as a function of t for different values of ω_c in three different regimes, i.e., for $t_c < t'_c$, $t_c = t'_c$ and for $t_c > t'_c$. The MSD reflects the ballistic feature of the motion in the lower time regime as $\langle R^2(t) \rangle^{(h)} \propto t^2$ and non-diffusive motion in the

long time limit since $\langle R^2(t) \rangle^{(h)}$ saturates to a constant value. In the intermediate regime of time, $\langle R^2(t) \rangle^{(h)}$ shows an oscillatory behaviour. The initial ballistic regimes always get suppressed with increase in ω_c irrespective of the value of t_c and t'_c . However, the steady

state MSD with ω_c shows rather complicated features due to the interplay between the physical processes of elastic dissipation and active fluctuations in the medium. It decreases with increase in ω_c when $t_c < t'_c$ [Fig. 5(a)], becomes independent of ω_c when $t_c = t'_c$ [Fig. 5(b)], and increases with ω_c when $t_c > t'_c$ [Fig. 5(c)]. Moreover, for a very large ω_c value, MSD approaches to the value in the equilibrium limit, where GFDR is satisfied, irrespective of both these time scales t_c and t'_c [Fig. 5(d)]. In order to understand these interesting feature of steady state MSD, we have exactly calculated MSD in the stationary state. Because of the linearity of the model and Gaussian nature of noise, the steady state probability distribution is Gaussian and can be computed using the steady state correlation matrix method [39]. By introducing a correlation matrix Ξ , the steady state probability distribution can be expressed as

$$P(w) = \frac{1}{(2\pi)^4 \sqrt{|\Xi|}} \exp \left[-\frac{1}{2} (w^T \Xi^{-1} w) \right], \quad (26)$$

with w being a column vector. The exact form of w is given in Appendix A. The elements of Ξ are given by

$$[\Xi_{i,j}] = \langle w_i w_j \rangle - \langle w_i \rangle \langle w_j \rangle. \quad (27)$$

We can find the solution for Ξ using correlation matrix method formalism as described in Appendix A. From the elements of Ξ , the steady state MSD ($\langle R^2 \rangle_{st}^{(h)}$) can be obtained as

$$\langle R^2 \rangle_{st}^{(h)} = \Xi_{1,1} + \Xi_{2,2}. \quad (28)$$

By simplifying the above equation, $\langle R^2 \rangle_{st}^{(h)}$ can be expressed in the form

$$\langle R^2 \rangle_{st}^{(h)} = \langle R^2 \rangle_E + \langle R^2 \rangle_{NE}, \quad (29)$$

where $\langle R^2 \rangle_E$ and $\langle R^2 \rangle_{NE}$ are the equilibrium and nonequilibrium contribution of MSD. $\langle R^2 \rangle_E$ is given by the expression

$$\langle R^2 \rangle_E = \frac{2D}{m^2 \Gamma \omega_0^2}. \quad (30)$$

For $D = 2\gamma k_B T$, $\langle R^2 \rangle_E$ represents the MSD of a passive Brownian particle confined in a harmonic potential with T as the temperature of the bath. The expression for $\langle R^2 \rangle_{NE}$ is given by

$$\langle R^2 \rangle_{NE} = \frac{4D(t'_c - t_c)(t_c + t'_c)^2 [2t'_c + t_c(2 + t_c \Gamma + 2t_c(t_c + t'_c)\omega_0^2)]}{m^2 \Gamma \left\{ [2t'_c + t_c(2 + t_c \Gamma + 2t_c(t_c + t'_c)\omega_0^2)]^2 + 4t_c^2(t_c + t'_c)^2 \omega_c^2 \right\}}. \quad (31)$$

From Eq. (31), it is confirmed that $\langle R^2 \rangle_{NE}$ has a dependence on both t_c and t'_c . It is to be noted that $\langle R^2 \rangle_{NE}$ becomes zero when t_c becomes equal to t'_c . In this limit, we consider $D = 2\gamma k_B T$ for GFDR to be validated so that the system is in equilibrium. Also $\langle R^2 \rangle_{NE}$ vanishes in the presence of a very strong magnetic field since $\lim_{\omega_c \rightarrow \infty} \langle R^2 \rangle_{NE} = 0$.

In both the above two cases, $\langle R^2 \rangle_{st}^{(h)}$ simply becomes $\langle R^2 \rangle_E$ which is independent of both t_c and t'_c . However, Eq. (29) indicate three interesting features of $\langle R^2 \rangle_{st}^{(h)}$ in the t_c - t'_c parameter space, i.e., for $t_c < t'_c$, $t_c = t'_c$, and $t_c > t'_c$ regimes, respectively [Fig. 5]. For the parameter regime with $t_c < t'_c$, $\langle R^2 \rangle_{NE}$ in Eq. (31) is positive and hence $\langle R^2 \rangle_{st}^{(h)}$ is always greater than $\langle R^2 \rangle_E$. Thus, for the regime with $t_c < t'_c$, since $\langle R^2 \rangle_{NE}$ vanishes in $\omega_c \rightarrow \infty$ limit, the suppression of $\langle R^2 \rangle_{st}^{(h)}$ with ω_c is obvious. That is why, it decreases with increase in ω_c and approaches the equilibrium value in $\omega_c \rightarrow \infty$ limit. On the other hand, for the parameter regime with $t_c > t'_c$, $\langle R^2 \rangle_{NE}$ is negative and hence $\langle R^2 \rangle_{st}^{(h)}$ is less than its equilibrium value. Thus, enhancement of $\langle R^2 \rangle_{st}^{(h)}$ with ω_c is expected and that is what we notice in Fig. 5(d) that $\langle R^2 \rangle_{st}^{(h)}$ increases with increase in ω_c and saturates at the

equilibrium value in the $\omega_c \rightarrow \infty$ limit. However, for the regime with $t_c = t'_c$, $\langle R^2 \rangle_{NE}$ vanishes and the steady state MSD is simply $\langle R^2 \rangle_E$. It approaches the equilibrium value for $D = 2\gamma k_B T$ and becomes independent of ω_c . In this limit, the $\langle R^2 \rangle_{st}^{(h)}$ is same as the case of a passive Brownian particle. Hence, for a finite magnetic field, the system displays a re-entrant type transition from active to passive and then to active behaviour with the elastic dissipation time scale of the dynamics. Further in order to understand the time dependence of $\langle R^2(t) \rangle^{(h)}$, we introduce a parameter α such that $\langle R^2(t) \rangle \sim t^\alpha$ and hence the time dependence of α can be expressed as

$$\alpha = \frac{\partial \log (\langle R^2(t) \rangle)}{\partial \log t}. \quad (32)$$

The variation of α with t is shown in Fig. 5(e). $\alpha = 2$ confirms the ballistic motion for initial time regimes and $\alpha = 0$ implies the non-diffusive motion for long time regimes. The oscillatory behaviour of α with t in the intermediate time regimes indicate the anomalous diffusion of the particle

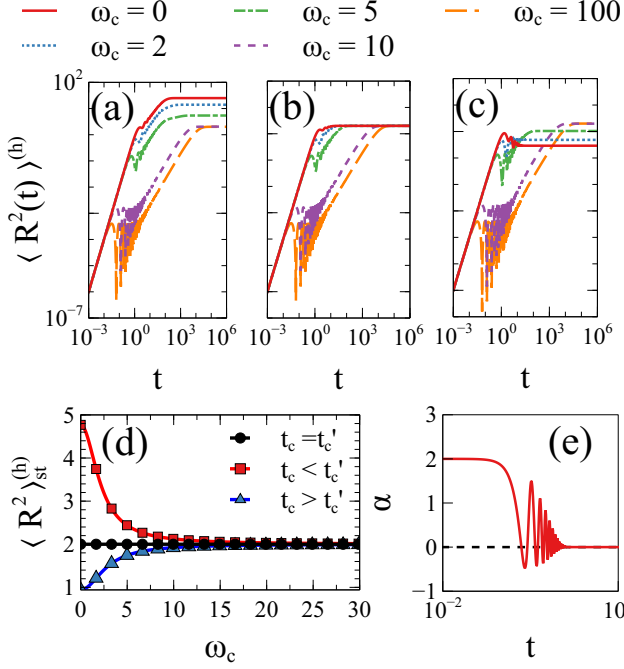


FIG. 5. For a harmonically confined particle ($\omega_0 = 1$), MSD as a function of t [Eq. (25)] for different values of ω_c are shown for $t_c < t'_c$ ($t_c = 0.5, t'_c = 2$) in (a), for $t_c = t'_c = 1$ in (b) and for $t_c > t'_c$ ($t_c = 2, t'_c = 0.5$) in (c), respectively. The steady state MSD [$\langle R^2 \rangle_{st}^{(h)}$] [Eq. (29)] is plotted as a function of ω_c in (d). The time variation of exponent (α) is shown in (e) for $t_c = t'_c = 1$. The other common parameters are $m = 1.0$, $\gamma = 1.0$, $v_0 = 1$, $z_0 = 0$ and $D = 1$.

IV. CONCLUSION

In this work, we have investigated the dynamics of an inertial charged active particle suspended in a viscoelastic medium with an exponentially decaying viscous kernel. The particle is further subjected to an external magnetic field of constant magnitude and in a direction perpendicular to the plane of its motion. The dynamics of the particle is modelled using the generalized Langevin equation with an exponentially correlated noise. We consider the elastic dissipation time scale and the noise correlation time scales are not of equal order. As a consequence, the GFDR is violated. By simulating the generalized Langevin equation and with the help of analytical calculations, we have exactly explored the transient as well as steady state response of both free and harmonically confined particle to an uniform magnetic field. One aspect of the transient dynamics is that the instantaneous mean displacement has dependence on the elastic dissipation time scale for both free and harmonic particles. The particle on average takes longer time to approach steady state because of the presence of memory in the viscous kernel. This is confirmed from the simulated particle trajectories as well as from the parametric plots or mean displacement calculations.

However, the steady state response of a harmonically confined particle to a magnetic field shows interesting behaviour by complex interplay between the elastic dissipation time scale and activity or self propulsion time scale of the dynamics. In particular, if the elastic dissipation persists for longer interval of time as compared to the self propulsion or activity in the medium, the steady state MSD decreases with increase in magnetic field. On the other hand, if the self propulsion persists for longer time as compared to the elastic dissipation, the steady state MSD increases with increase in the magnetic field strength. In both the situations, for a very strong magnetic field the steady state MSD becomes independent of magnetic field and approaches the value at the equilibrium limit at which the GFDR is validated and the particle behaves like an inertial passive Brownian particle. Therefore, for a finite magnetic field, the system passes through a memory induced re-entrant type transition from active to passive and then to active behaviour. For a free particle, the steady state MSD always get reduced with increase in strength of magnetic field and approaches zero for a very strong magnetic field, reflecting field induced trapping of the particle. Finally, we believe that all of our aforementioned results are amenable for experimental verification. Our results are further important for controlling the self-propulsion or active dynamics of a particle by fine tuning the external magnetic field along with the physical properties of the suspension.

V. ACKNOWLEDGEMENT

M.S. acknowledges the start-up grant from UGC Faculty recharge program, Govt. of India for financial support.

Appendix A

For a harmonically confined particle, the dynamics [Eq. (1)] can be expressed in the form of a vector equation

$$\dot{w} = A \cdot w + B \cdot \eta, \quad (\text{A1})$$

with w being the column vector

$$w = (x \ y \ v_x \ v_y \ u_x \ u_y \ \xi_x \ \xi_y)^T. \quad (\text{A2})$$

Here, v_x and v_y are the x and y components of velocity. The variables u_x and u_y are given by

$$\begin{pmatrix} u_x \\ u_y \end{pmatrix} = \int_0^t \Gamma(t-t') \dot{\mathbf{X}}(t') dt'. \quad (\text{A3})$$

The matrices A and B in Eq. (A1) are coefficient matrix and noise matrix, respectively. Using the correlation matrix method formalism, by introducing correlation matrix Ξ as defined in Eq. (27), the Eq. (A1) can take a new form

$$A \cdot \Xi + \Xi \cdot A^T + B \cdot B^T = 0. \quad (\text{A4})$$

By solving Eq. (A4), one can get the correlation matrix Ξ with which the probability distribution [Eq. (26)] can

also be calculated. From the elements of the correlation matrix Ξ , the steady state MSD is calculated.

-
- [1] C. Bechinger, R. Di Leonardo, H. Löwen, C. Reichhardt, G. Volpe, and G. Volpe, Active particles in complex and crowded environments, *Rev. Mod. Phys.* **88**, 045006 (2016).
 - [2] S. Ramaswamy, Active matter, *J. Stat. Mech.* **2017**, 054002 (2017).
 - [3] G. Gompper, R. G. Winkler, T. Speck, A. Solon, C. Nardini, F. Peruani, H. Löwen, R. Golestanian, U. B. Kaupp, L. Alvarez, T. Kiørboe, E. Lauga, W. C. K. Poon, A. DeSimone, S. Muiños-Landin, A. Fischer, N. A. Söker, F. Cichos, R. Kapral, and e. a. P. Gaspard, The 2020 motile active matter roadmap, *J. Phys.: Condens. Matter* **32**, 193001 (2020).
 - [4] P. Pietzonka, The oddity of active matter, *Nat. Phys.* **17**, 1193 (2021).
 - [5] G. De Magistris and D. Marenduzzo, An introduction to the physics of active matter, *Physica A* **418**, 65 (2015).
 - [6] O. Dauchot and V. Démery, Dynamics of a self-propelled particle in a harmonic trap, *Phys. Rev. Lett.* **122**, 068002 (2019).
 - [7] Y. Bashirzadeh and A. P. Liu, Encapsulation of the cytoskeleton: towards mimicking the mechanics of a cell, *Soft Matter* **15**, 8425 (2019).
 - [8] C. Scholz, M. Engel, and T. Pöschel, Rotating robots move collectively and self-organize, *Nat. Commun.* **9**, 931 (2018).
 - [9] T. Andac, P. Weigmann, S. K. P. Velu, E. Pinçe, G. Volpe, G. Volpe, and A. Callegari, Active matter alters the growth dynamics of coffee rings, *Soft Matter* **15**, 1488 (2019).
 - [10] S. Makarchuk, V. C. Braz, N. A. M. Araújo, L. Ciric, and G. Volpe, Enhanced propagation of motile bacteria on surfaces due to forward scattering, *Nat. Commun.* **10**, 4110 (2019).
 - [11] J. Taktikos, H. Stark, and V. Zaburdaev, How the motility pattern of bacteria affects their dispersal and chemotaxis, *PLOS ONE* **8**, 1 (2014).
 - [12] I. S. Aranson, Bacterial active matter, *Rep. Prog. Phys.* **85**, 076601 (2022).
 - [13] D. Needleman and Z. Dogic, Active matter at the interface between materials science and cell biology, *Nat. Rev. Mater.* **2**, 17048 (2017).
 - [14] F. Vernerey, E. Benet, L. Blue, A. Fajrial, S. Lalitha Sridhar, J. Lum, G. Shakya, K. Song, A. Thomas, and M. Borden, Biological active matter aggregates: Inspiration for smart colloidal materials, *Adv. Colloid Interface Sci.* **263**, 38 (2019).
 - [15] A. Walther and A. H. E. Müller, Janus particles: Synthesis, self-assembly, physical properties, and applications, *Chem. Rev.* **113**, 5194 (2013).
 - [16] J. R. Howse, R. A. Jones, A. J. Ryan, T. Gough, R. Vafabakhsh, and R. Golestanian, Self-motile colloidal particles: from directed propulsion to random walk, *Phys. Rev. Lett.* **99**, 048102 (2007).
 - [17] J. Palacci, S. Sacanna, A. P. Steinberg, D. J. Pine, and P. M. Chaikin, Living crystals of light-activated colloidal surfers, *Science* **339**, 936 (2013).
 - [18] G. Wang, T. V. Phan, S. Li, M. Wombacher, J. Qu, Y. Peng, G. Chen, D. I. Goldman, S. A. Levin, R. H. Austin, and L. Liu, Emergent field-driven robot swarm states, *Phys. Rev. Lett.* **126**, 108002 (2021).
 - [19] J. Aguilar, T. Zhang, F. Qian, M. Kingsbury, B. McInroe, N. Mazouchova, C. Li, R. Maladen, C. Gong, M. Travers, R. L. Hatton, H. Choset, P. B. Umbanhowar, and D. I. Goldman, A review on locomotion robophysics: the study of movement at the intersection of robotics, soft matter and dynamical systems, *Rep. Prog. Phys.* **79**, 110001 (2016).
 - [20] A. Ghosh, W. Xu, N. Gupta, and D. H. Gracias, Active matter therapeutics, *Nano Today* **31**, 100836 (2020).
 - [21] B. ten Hagen, S. van Teeffelen, and H. Löwen, Non-gaussian behaviour of a self-propelled particle on a substrate, *Condens. Matter Phys.* **12**, 725 (2009).
 - [22] B. ten Hagen, S. van Teeffelen, and H. Löwen, Brownian motion of a self-propelled particle, *J. Phys.: Condens. Matter* **23**, 194119 (2011).
 - [23] M. E. Cates and J. Tailleur, When are active brownian particles and run-and-tumble particles equivalent? consequences for motility-induced phase separation, *Euro. Phys. Lett.* **101**, 20010 (2013).
 - [24] K. Malakar, A. Das, A. Kundu, K. V. Kumar, and A. Dhar, Steady state of an active brownian particle in a two-dimensional harmonic trap, *Phys. Rev. E* **101**, 022610 (2020).
 - [25] I. Buttinoni, J. Bialké, F. Kümmel, H. Löwen, C. Bechinger, and T. Speck, Dynamical clustering and phase separation in suspensions of self-propelled colloidal particles, *Phys. Rev. Lett.* **110**, 238301 (2013).
 - [26] Y. Fily and M. C. Marchetti, Athermal phase separation of self-propelled particles with no alignment, *Phys. Rev. Lett.* **108**, 235702 (2012).
 - [27] J. Stenhammar, D. Marenduzzo, R. J. Allen, and M. E. Cates, Phase behaviour of active brownian particles: the role of dimensionality, *Soft Matter* **10**, 1489 (2014).
 - [28] J. Bialké, J. T. Siebert, H. Löwen, and T. Speck, Negative interfacial tension in phase-separated active brownian particles, *Phys. Rev. Lett.* **115**, 098301 (2015).
 - [29] A. P. Solon, J. Stenhammar, R. Wittkowski, M. Kardar, Y. Kafri, M. E. Cates, and J. Tailleur, Pressure and phase equilibria in interacting active brownian spheres, *Phys. Rev. Lett.* **114**, 198301 (2015).
 - [30] L. Caprini, C. Maggi, and U. Marini Bettolo Marconi, Collective effects in confined active brownian particles, *J. Chem. Phys.* **154**, 244901 (2021).
 - [31] L. Caprini, U. M. B. Marconi, C. Maggi, M. Paoluzzi, and A. Puglisi, Hidden velocity ordering in dense suspensions of self-propelled disks, *Phys. Rev. Res.* **2**, 023321 (2020).
 - [32] D. M. van Rooy, G. Volpe, M. M. Telo da Gama, and N. A. M. Araújo, The role of disorder in the motion of chiral active particles in the presence of obstacles, *Soft Matter* **18**, 6899 (2022).
 - [33] C. Scholz, S. Jahanshahi, A. Ldov, and H. Löwen, Inertial delay of self-propelled particles, *Nat. Commun.* **9**, 5156 (2018).

- [34] S. Mandal, B. Liebchen, and H. Löwen, Motility-induced temperature difference in coexisting phases, *Phys. Rev. Lett.* **123**, 228001 (2019).
- [35] B. Lehle and J. Peinke, Analyzing a stochastic process driven by ornstein-uhlenbeck noise, *Phys. Rev. E* **97**, 012113 (2018).
- [36] L. L. Bonilla, Active ornstein-uhlenbeck particles, *Phys. Rev. E* **100**, 022601 (2019).
- [37] D. Martin, J. O’Byrne, M. E. Cates, É. Fodor, C. Nardini, J. Tailleur, and F. van Wijland, Statistical mechanics of active ornstein-uhlenbeck particles, *Phys. Rev. E* **103**, 032607 (2021).
- [38] L. Caprini, U. Marini Bettolo Marconi, A. Puglisi, and A. Vulpiani, Active escape dynamics: The effect of persistence on barrier crossing, *J. Chem. Phys.* **150**, 024902 (2019).
- [39] L. Caprini and U. Marini Bettolo Marconi, Inertial self-propelled particles, *J. Chem. Phys.* **154**, 024902 (2021).
- [40] L. Dabelow, S. Bo, and R. Eichhorn, Irreversibility in active matter systems: Fluctuation theorem and mutual information, *Phys. Rev. X* **9**, 021009 (2019).
- [41] L. Berthier, E. Flenner, and G. Szamel, Glassy dynamics in dense systems of active particles, *J. Chem. Phys.* **150**, 200901 (2019).
- [42] R. Wittmann, J. M. Brader, A. Sharma, and U. M. B. Marconi, Effective equilibrium states in mixtures of active particles driven by colored noise, *Phys. Rev. E* **97**, 012601 (2018).
- [43] Y. Fily, Self-propelled particle in a nonconvex external potential: Persistent limit in one dimension, *J. Chem. Phys.* **150**, 174906 (2019).
- [44] D. Mandal, K. Klymko, and M. R. DeWeese, Entropy production and fluctuation theorems for active matter, *Phys. Rev. Lett.* **119**, 258001 (2017).
- [45] É. Fodor, C. Nardini, M. E. Cates, J. Tailleur, P. Visco, and F. van Wijland, How far from equilibrium is active matter?, *Phys. Rev. Lett.* **117**, 038103 (2016).
- [46] U. Marini Bettolo Marconi and C. Maggi, Towards a statistical mechanical theory of active fluids, *Soft Matter* **11**, 8768 (2015).
- [47] M. E. Cates and J. Tailleur, Motility-induced phase separation, *Annu. Rev. Condens. Matter Phys.* **6**, 219 (2015).
- [48] V. A. Martinez, J. Schwarz-Linek, M. Reufer, L. G. Wilson, A. N. Morozov, and W. C. K. Poon, Flagellated bacterial motility in polymer solutions, *PNAS* **111**, 17771 (2014).
- [49] S. Zhou, A. Sokolov, O. D. Lavrentovich, and I. S. Aranson, Living liquid crystals, *PNAS* **111**, 1265 (2014).
- [50] M. A. Sleigh, J. R. Blake, and N. Liron, The propulsion of mucus by cilia, *Rev. Respir. Dis.* **137**, 726 (1988).
- [51] A. E. Patteson, A. Gopinath, M. Goulian, and P. E. Arratia, Running and tumbling with e. coli in polymeric solutions, *Sci. Rep.* **5**, 15761 (2015).
- [52] D. Schamel, A. G. Mark, J. G. Gibbs, C. Miksch, K. I. Morozov, A. M. Leshansky, and P. Fischer, Nanopropellers and their actuation in complex viscoelastic media, *ACS Nano* **8**, 8794 (2014).
- [53] J. R. Gomez-Solano, A. Blokhuis, and C. Bechinger, Dynamics of self-propelled janus particles in viscoelastic fluids, *Phys. Rev. Lett.* **116**, 138301 (2016).
- [54] N. Narinder, C. Bechinger, and J. R. Gomez-Solano, Memory-induced transition from a persistent random walk to circular motion for achiral microswimmers, *Phys. Rev. Lett.* **121**, 078003 (2018).
- [55] A. R. Sprenger, C. Bair, and H. Löwen, Active brownian motion with memory delay induced by a viscoelastic medium, *Phys. Rev. E* **105**, 044610 (2022).
- [56] F. J. Sevilla, R. F. Rodríguez, and J. R. Gomez-Solano, Generalized ornstein-uhlenbeck model for active motion, *Phys. Rev. E* **100**, 032123 (2019).
- [57] M. Sandoval, R. Velasco, and J. Jiménez-Aquino, Magnetic field effect on charged brownian swimmers, *Physica A* **442**, 321 (2016).
- [58] W.-T. L. Fan, O. S. Pak, and M. Sandoval, Ellipsoidal brownian self-driven particles in a magnetic field, *Phys. Rev. E* **95**, 032605 (2017).
- [59] H. D. Vuijk, J. U. Sommer, H. Merlitz, J. M. Brader, and A. Sharma, Lorentz forces induce inhomogeneity and flux in active systems, *Phys. Rev. Research* **2**, 013320 (2020).
- [60] I. Abdoli and A. Sharma, Stochastic resetting of active brownian particles with lorentz force, *Soft Matter* **17**, 1307 (2021).
- [61] M. Muhsin and M. Sahoo, Inertial active ornstein-uhlenbeck particle in the presence of a magnetic field, *Phys. Rev. E* **106**, 014605 (2022).
- [62] M. Muhsin, M. Sahoo, and A. Saha, Orbital magnetism of an active particle in viscoelastic suspension, *Phys. Rev. E* **104**, 034613 (2021).
- [63] A. M. Jayannavar and M. Sahoo, Charged particle in a magnetic field: Jarzynski equality, *Phys. Rev. E* **75**, 032102 (2007).
- [64] N. Kumar, Classical orbital magnetic moment in a dissipative stochastic system, *Phys. Rev. E* **85**, 011114 (2012).
- [65] N. Kumar, Erratum: Classical orbital magnetic moment in a dissipative stochastic system [phys. rev. e 85, 011114 (2012)], *Phys. Rev. E* **86**, 029902 (2012).
- [66] F. N. C. Paraan, M. P. Solon, and J. P. Esguerra, Brownian motion of a charged particle driven internally by correlated noise, *Phys. Rev. E* **77**, 022101 (2008).
- [67] V. Lisy and J. Tothova, Brownian motion of charged particles driven by correlated noise in magnetic field, *Transp. Theory. Stat. Phys.* **42**, 365 (2013).
- [68] K. Burrage, I. Lenane, and G. Lythe, Numerical methods for second-order stochastic differential equations, *SIAM J. Sci. Comput.* **29**, 245 (2007).
- [69] R. F. Fox, I. R. Gatland, R. Roy, and G. Vemuri, Fast, accurate algorithm for numerical simulation of exponentially correlated colored noise, *Phys. Rev. A* **38**, 5938 (1988).