

Incentives to Offer Algorithmic Recourse

Matthew Olckers, Toby Walsh

UNSW Sydney

m.olckers@unsw.edu.au, tw@cse.unsw.edu.au

Abstract

Due to the importance of artificial intelligence (AI) in a variety of high-stakes decisions, such as loan approval, job hiring, and criminal bail, researchers in Explainable AI (XAI) have developed algorithms to provide users with recourse for an unfavorable outcome. We analyze the incentives for a decision-maker to offer recourse to a set of applicants. Does the decision-maker have the incentive to offer recourse to all rejected applicants? We show that the decision-maker only offers recourse to all applicants in extreme cases, such as when the recourse process is impossible to manipulate. Some applicants may be worse off when the decision-maker can offer recourse.

1 Introduction

Artificial intelligence (AI) influences decisions in a variety of high-stakes domains, such as loan approval, job hiring, and criminal bail. Many AI decision-making tools are black boxes as the user cannot ask why the algorithm made a certain decision. But the black box is beginning to open. New tools in Explainable AI (XAI) allow AI systems to explain themselves.

One commonly cited application of XAI is *algorithmic recourse*—to provide a user with an explanation and set of actions to reverse an unfavorable decision. For example, if a machine learning algorithm rejects a loan application, an explanation could tell the applicant what he or she needs to change to receive a loan. Venkatasubramanian and Alfano [2020] stress the importance of recourse for developing trust in AI systems and allowing for long-term planning.

Despite the flurry of new methods to generate explanations from machine learning models, Bhatt *et al.* [2020] note that explanations are rarely shared with end-users. Explainable machine learning serves as an internal tool for engineers rather than a tool to enhance transparency.

When do decision-makers, such as banks, employers, or courts, have the incentive to share explanations? In this paper, we analyze when a decision-maker has the incentive to share explanations that can be used for recourse. Even though tools from XAI can generate explanations at close to zero cost, our

analysis shows that decision-makers may not want to offer recourse to all applicants.

We use a simple model with applicants of two types—profitable and unprofitable. The decision-maker wants to accept profitable applicants and reject unprofitable applicants. We start with a baseline where the decision-maker has only two actions—accept and reject. We introduce a third action, recourse, where the decision-maker rejects the applicant but also shares a set of conditions for the applicant to be accepted.

Although there are moral arguments to offer recourse to all applicants [Venkatasubramanian and Alfano, 2020], our simple model shows a decision-maker only has the incentive to offer recourse to all applicants in extreme cases. Either the recourse process must be impossible to manipulate (unprofitable applicants cannot pass as profitable applicants) or the decision-maker must be sufficiently uncertain of all applicants’ profitability.

Our model highlights how the possibility of manipulating the recourse process impacts the incentive to offer recourse. The decision-maker will only offer recourse when it is difficult for an unprofitable applicant to use the recourse process to pass as a profitable applicant. Although there is a growing body of research studying how to make machine learning algorithms that are difficult to manipulate [Dalvi *et al.*, 2004; Brückner *et al.*, 2012; Hardt *et al.*, 2016; Björkegren *et al.*, 2020], there is less focus on how to design a recourse process that is difficult to manipulate.

Our model shows a subtle link between the decision maker’s confidence in the machine learning predictions and the incentive to provide recourse. We model the decision maker’s confidence as predictions of high certainty. Since the decision-maker only offers recourse when she is uncertain of the applicant’s type, few applicants are offered recourse when the machine-learning algorithm generates predictions of high certainty.

We also show that the introduction of recourse is not beneficial to all applicants. Our model highlights that some applicants may face an inflated application process when the decision-maker has the option of offering recourse. Some applicants who would have been accepted are now offered recourse and must navigate an additional hurdle.

Competition between decision-makers can help some applicants to be accepted rather than offered recourse. We model competition between two decision-makers as a simul-

taneous game. We show that the range of applicants who are accepted increases relative to the no-competition case. Fortunately, competition does not increase the range of applicants who are rejected.

This paper contributes to the young and growing field of algorithmic recourse [Karimi *et al.*, 2022]. Most research on algorithmic recourse focuses on designing methods to generate the set of steps an applicant must take to reverse an unfavorable decision.¹ Our paper takes a different focus. We analyze the incentives a decision-maker has to use these methods.

The most closely related work to our paper uses the framework of Bayesian persuasion from economics to compare a decision-maker’s payoffs from revealing partial information about the machine learning model (through algorithmic recourse), revealing the entire machine-learning model, or revealing no information [Harris *et al.*, 2021]. The model focuses on encouraging desirable actions from the applicants, such as paying down debt to improve a credit score. The main theorem shows that there exists a case where revealing partial information through algorithmic recourse can lead to much larger payoffs than revealing the entire model or revealing no information. In contrast to Harris *et al.* [2021], we take a simpler approach, but still derive several new insights. We characterize when the decision-maker will offer recourse and which applicants will receive recourse. Our results highlight the impact of the decision maker’s confidence in the machine-learning predictions and the ease of manipulation.

In summary, we make three main contributions. First, we show that a decision-maker will only offer recourse in specific situations, such as when the machine learning algorithm gives uncertain predictions. Second, we highlight the key link between the ease of manipulation of the recourse process and the incentive to offer recourse. Third, we show that algorithmic recourse may not be beneficial to all end-users, but competition between decision-makers can ameliorate part of this negative impact.

2 Deciding Whether to Offer Recourse

We use a simple theoretical model and a running example, based on a real dataset of loan applications, to highlight several insights about a decision maker’s incentive to offer recourse. We first introduce the model and then describe how the dataset helps to illustrate important characteristics of the model.

2.1 A Simple Model

A decision-maker receives applications from applicants of two types—profitable and unprofitable. The profitability of the applicant could represent whether a loan applicant will default on a loan or whether a bail applicant will commit a crime. The decision-maker does not observe if an applicant is profitable or unprofitable.

Each applicant i submits features to the decision-maker. Using a machine learning model trained on historical data, the decision-maker estimates a probability p_i that the applicant is profitable. The probability p_i represents the decision-maker’s

best estimate of the applicant’s profitability using the data and machine learning algorithms she has available.²

As a starting point, the decision-maker can take two actions—accept or reject an application. If the decision-maker rejects an application, she receives a payoff of 0. If she accepts an application from a profitable applicant, she receives a payoff of 1. If she accepts an application from an unprofitable applicant, she receives a payoff of -1 .

Since the decision-maker does not observe if an applicant is profitable, she must choose to accept or reject the application based on her best estimate of the applicant’s profitability p_i . The decision-maker’s expected payoff from accepting an application is $p_i - (1 - p_i)$. The decision-maker prefers to accept an application when the expected payoff from choosing accept is greater than the expected payoff from choosing reject.

$$\begin{aligned} p_i - (1 - p_i) &> 0 \\ p_i &> \frac{1}{2} \end{aligned}$$

The condition $p_i > \frac{1}{2}$ represents the typical case of a classification problem. The decision-maker accepts applications above a threshold and rejects applications below a threshold.

We allow the decision-maker to take a third action—recourse—which amounts to providing the applicant with a set of additional steps to gain acceptance. If the decision-maker chooses recourse for a profitable applicant, the profitable applicant continues with the application with probability u . Profitable applicants may be discouraged from continuing by being asked to take additional steps. If the profitable applicant decides to continue, he can always complete the steps necessary to gain acceptance. The unprofitable applicant always continues with the application after being offered recourse but can only convince the decision-maker to accept his application with probability m , which measures the ease of manipulation. With the additional recourse action, we can summarize the decision-maker’s payoffs.

$$\begin{aligned} \text{Accept} & \quad p_i - (1 - p_i) \\ \text{Recourse} & \quad p_i u - (1 - p_i)m \\ \text{Reject} & \quad 0 \end{aligned}$$

When does the decision-maker have the incentive to offer recourse? The decision-maker prefers recourse to reject when

$$\begin{aligned} p_i u - (1 - p_i)m &> 0 \\ p_i &> \frac{m}{u + m} \end{aligned}$$

And the decision-maker prefers recourse to accept when

$$\begin{aligned} p_i u - (1 - p_i)m &> p_i - (1 - p_i) \\ p_i &< \frac{1 - m}{(1 - m) + (1 - u)} \end{aligned}$$

¹Recent exceptions include analysis of the fairness of recourse [von Kügelgen *et al.*, 2022].

²Probability estimates generated from machine-learning models can be biased. For simplicity, we assume the probabilities are calibrated accurately using the decision-maker’s available data.

2.2 A Running Example using a Dataset of Loan Applications

In addition to using our theoretical model to generate insights on the incentives to offer recourse, we use the popular “German Credit” dataset of loan applications to further illustrate the ideas.³ Many of the existing research papers on algorithmic recourse suggest that loan applications are an ideal context for algorithmic recourse.

The dataset contains 1 000 observations. We use the target feature of *good customer* to categorize applicants as profitable and unprofitable. We define a profitable applicant as *good customer* = 1 and an unprofitable applicant as *good customer* = -1. Table 1 shows summary statistics of selected features available in the dataset.

Table 1: Summary statistics of the German Credit dataset

Applicant type	Unprofitable	Profitable
Observations	300	700
<u>Continuous features</u>		
Age	33.96 (11.22)	36.22 (11.38)
Years at current home	2.85 (1.09)	2.84 (1.11)
Loan duration	24.86 (13.28)	19.21 (11.08)
Loan amount	3938.13 (3535.82)	2985.46 (2401.47)
<u>Categorical features</u>		
Female	0.36	0.29
Foreign worker	0.01	0.05
Loan is for new car	0.30	0.21
Loan is for electronics	0.21	0.31
Has telephone	0.38	0.42

Notes: We report the mean of the feature. For continuous features, we report the standard deviation in parenthesis. We define an unprofitable applicant as *GoodCustomer* = -1 and a profitable applicant as *GoodCustomer* = 1.

We use standard machine learning techniques to predict if a loan applicant is profitable. We train with 75 percent of the dataset and hold out 25 percent for testing. We use a logit model.⁴

The logit model generates probabilities that each of the 250 held-out test observations is a profitable applicant, our p_i . We used the logit model as the probabilities are well-calibrated. Other models, such as random forests, can generate biased probability estimates that need to be re-calibrated.

The test observations simulate what a bank would observe when receiving 250 loan applications and having to decide

³The German Credit dataset, shared by Hofmann [1994], is available on the UCI Machine Learning Repository [Dua and Graff, 2017]. As [Ding *et al.*, 2021] show for the popular “Adult Income” dataset, the UCI datasets can be outdated and have limited external validity. Our goal is merely to illustrate the theoretical insights so we chose to use a simple dataset that many researchers are familiar with.

⁴All our code will be made available in a public repository.

what action to take. We plot the histogram of p_i for the 250 observations in Figure 1. Note that p_i can vary depending on the values of the features the applicant submits. For some applicants, the machine learning algorithm is uncertain whether the applicant is profitable (p_i close to 0.5).

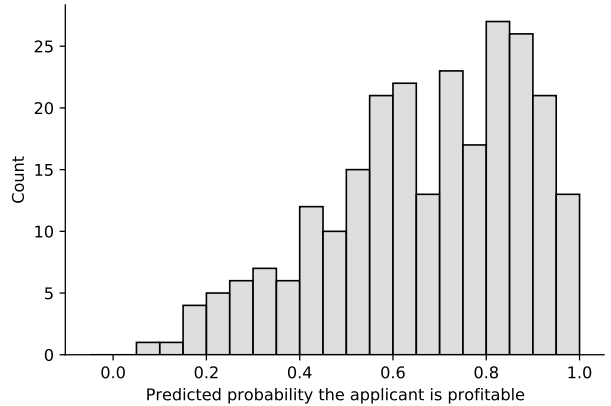


Figure 1: Histogram of predicted probabilities

3 Insights

Despite the simplicity of our model, we can extract several insights into when a decision-maker has the incentive to offer recourse. We illustrate these insights using the dataset of loan applications.

3.1 The decision-maker only offers recourse when she is sufficiently uncertain of the applicant’s profitability

When the decision-maker is certain that an applicant is profitable or unprofitable, she never offers recourse. For $p_i = 0$, the decision-maker prefers to reject the applicant, and for $p_i = 1$, the decision-maker prefers to accept the applicant. If the decision-maker is sure the applicant is unprofitable, the decision-maker has no incentive to give the applicant an opportunity for recourse. If the decision-maker is sure the applicant is profitable, the decision-maker has no incentive to risk that an explanation may discourage the applicant from continuing with the application.

The range of p_i for which the decision-maker offers recourse depends on the probability the profitable applicants continue with the application u and the ease of manipulation m . If we combine the conditions for when the decision-maker prefers recourse to accept and recourse to reject, the decision-maker offers recourse when

$$\frac{m}{u + m} < p_i < \frac{1 - m}{(1 - m) + (1 - u)}.$$

Figure 2 shows the magnitude of the range for various values of u and m . For example, when $u = 0.5$ and $m = 0.2$, the decision-maker will offer recourse to all applicants with $0.29 < p_i < 0.62$ and the magnitude of the range is 0.33. The range widens when u is high—profitable applicants continue

with the application when faced with a recourse process—and when m is low—the recourse process is difficult for unprofitable applicants to manipulate. The top left of Figure 2 reaches the extreme when recourse is impossible for unprofitable applicants to manipulate $m = 0$, all profitable applicants continue $u = 1$, and the decision-maker offers recourse to nearly all applicants.

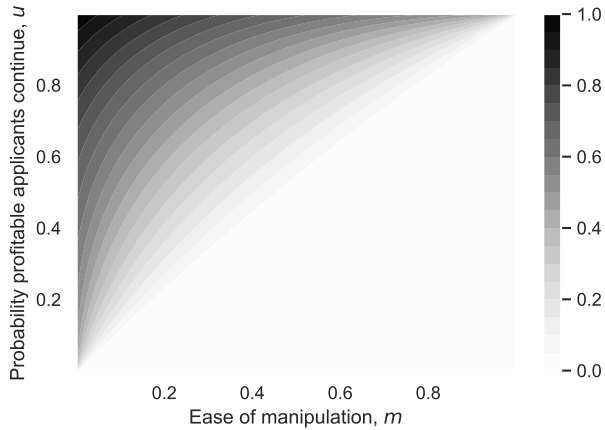


Figure 2: Range for which recourse is offered

Notice that the magnitude of the range is zero if there is no value of p_i which satisfies both the condition for recourse to be preferred to reject and to accept. In these cases, the decision-maker never offers recourse. More generally, the decision-maker does not offer recourse when $m \geq u$. The number of unprofitable applicants who manipulate the recourse process outweighs the number of profitable applicants who continue when offered recourse.

To visualize the actions the decision-maker will take, we divide our histogram of p_i into three regions—red for reject, orange for recourse, and green for accept. Assume that m is close to 0.2 and u is close to 0.5 so that the decision-maker offers recourse when $0.3 < p_i < 0.6$. The histogram would be divided as shown in Figure 3. Notice that only those applicants for whom the decision-maker is sufficiently uncertain of their profitability receive recourse.

3.2 As the decision-maker becomes more confident in the predictions of her machine learning model she reduces the number of applicants who are offered recourse

We can model the decision-maker’s confidence in the predictions of the machine learning algorithm by the distribution of p_i . As the decision maker’s confidence in the algorithm increases, a greater share of the predictions p_i will be close to one (a profitable applicant with certainty) or zero (an unprofitable applicant with certainty). Since the decision-maker provides explanations for an interior range of the zero-one interval, as the accuracy of the algorithm increases, fewer applicants receive explanations.

In Figure 4, we illustrate the impact of increasing confidence in the predictions on the number of applicants who

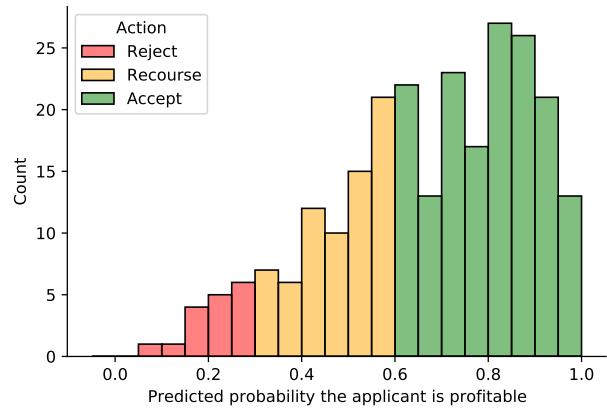


Figure 3: Actions divided according to the predicted probability that the applicant is profitable

receive recourse. In the top histogram, the decision-maker is uncertain about many of the predictions of the applicants’ profitability and she offers recourse to 94 applicants. In the middle histogram, the confidence in the machine-learning predictions has increased. We notice the distribution shift towards the endpoints of zero and one. She now offers recourse to 59 applicants. Finally, in the bottom histogram, the decision-maker is even more confident in her predictions and the majority of the predictions of applicants’ type are close to zero or one. She only offers recourse to 31 applicants.

Throughout the illustration in Figure 4, the decision-maker’s rule for choosing an action is fixed. She only provides recourse if $0.3 < p_i < 0.6$. Only the certainty of the machine learning predictions change. As machine learning engineers generate more sophisticated techniques to predict client attributes and decision-makers, such as banks, have access to more data, we can expect that the certainty in the predictions will improve. All else held constant, the number of applicants who receive recourse will fall.

3.3 The decision-maker only offers recourse when the required action is difficult to manipulate

Providing recourse increases the chance of accepting unprofitable applicants—if the required action is easy to manipulate. The decision-maker only offers recourse when $m < u$, the probability an unprofitable applicant is accepted when offered recourse is less than the probability a profitable applicant continues with the application when offered recourse. Low values of m correspond to recourse actions that are difficult to manipulate.

Since recourse is rarely offered in practice, we don’t have examples of what might make the recourse process more difficult to manipulate. We can only guess some likely scenarios.

As Venkatasubramanian and Alfano [2020] emphasize, recourse can be offered when the decision-maker has made an error. In this case, the recourse process could involve explaining the feature values the decision-maker used to generate a decision for the applicant. The applicant could then provide evidence to correct any errors. This process will likely rely on humans to inspect the evidence and the ease of manipulation

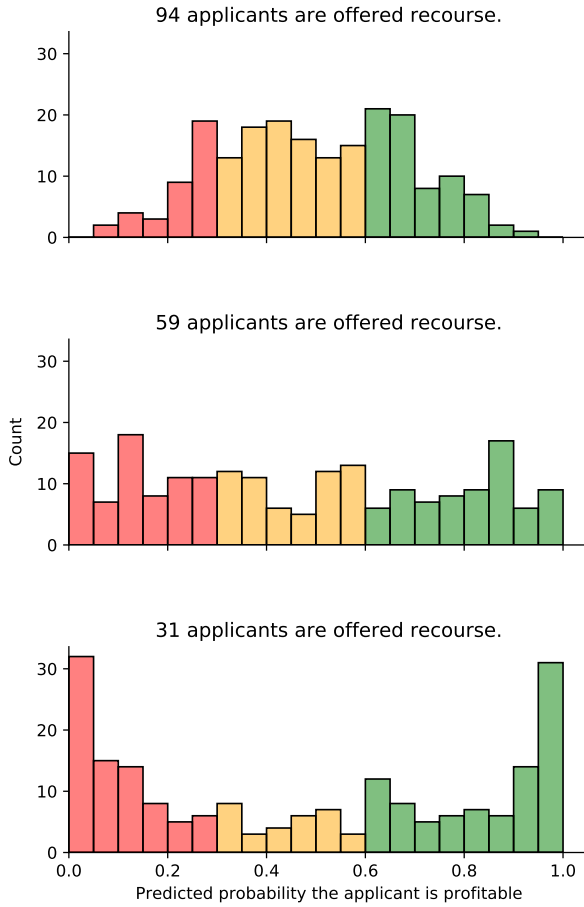


Figure 4: An increase in the certainty of the predictions decreases the number of applicants who are offered recourse

will depend on the context.

The recourse process might ask applicants to change the value of certain features. For example, the bank could explain that an applicant will be offered a loan if he increases his income. Certain features may be easier to manipulate than others. If we return to our list of features in Table 1, *time at current address* may be difficult to manipulate whereas *purpose of the loan* could be easier to manipulate.

3.4 The ability to offer recourse can decrease the number of applicants who are accepted

Before the decision-maker has the option of offering recourse, applicants with $p_i > \frac{1}{2}$ are accepted. Once the decision-maker can offer recourse, some applicants who would have been accepted are now offered recourse.

The applicants who would have been accepted and are now offered recourse face the burden of taking additional steps to be accepted. In some applications, this burden could be substantial. Technologies that make explanations for recourse easier and cheaper to provide may inflate the application process for many applicants.

Returning to our running example, Figure 5 shows the actions taken by the decision-maker before and after she can of-

fer recourse. Notice that there is a group of applicants, shown by the yellow region of the bottom histogram, who would have been accepted if the decision-maker did not have access to recourse but now must follow a recourse process.

Figure 5 shows the impact of introducing recourse when u is approximately 0.5. If $u = 1$ and all profitable applicants continue with the application when faced with a recourse process, the decision-maker weakly prefers recourse to accept for all values of p_i . The recourse action replaces the accept action. If all profitable applicants continue, there is no downside to offering recourse instead of an acceptance. Recourse has the benefit of being able to filter out some unprofitable applicants (for $m < 1$).

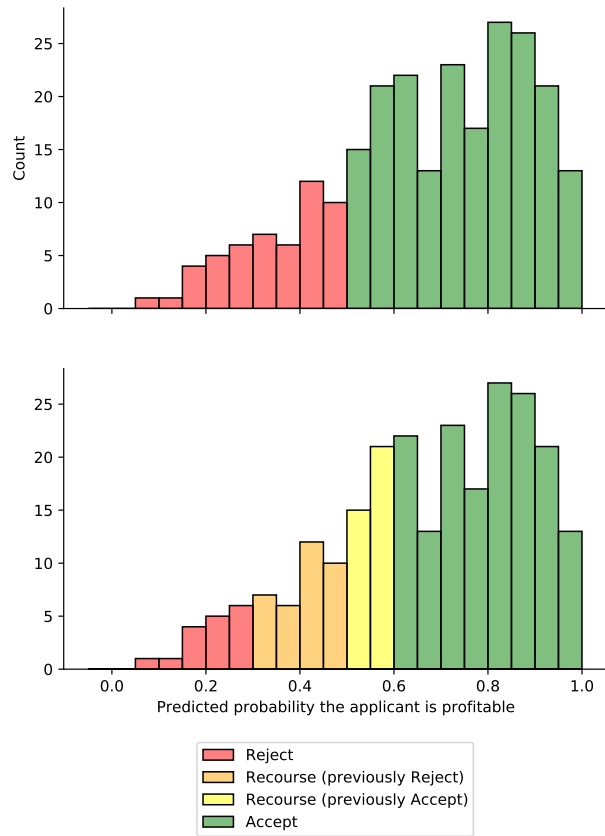


Figure 5: Some applicants who would have been accepted are offered recourse

In general, the number of applicants who receive recourse instead of an acceptance depends on the probability profitable applicants continue u , the ease of manipulation m , and the estimated probability that applicants are profitable. Applicants receive recourse if their estimated probability of being profitable falls within the range $\frac{1}{2} < p_i < \frac{1-m}{(1-m)+(1-u)}$. In Figure 6, we plot the magnitude of this range. The range increases as the probability that profitable applicants continue u increases and the ease of manipulation m decreases. The number of applicants who will fall within the range depends on the estimated probability that each applicant is profitable.

	Accept	Recourse	Reject
Accept	$\frac{1}{2}[p_i - (1 - p_i)], \frac{1}{2}[p_i - (1 - p_i)]$	$p_i - (1 - p_i), 0$	$p_i - (1 - p_i), 0$
Recourse	$0, p_i - (1 - p_i)$	$\frac{1}{2}[p_i u - (1 - p_i)m], \frac{1}{2}[p_i u - (1 - p_i)m]$	$p_i u - (1 - p_i)m, 0$
Reject	$0, p_i - (1 - p_i)$	$0, p_i u - (1 - p_i)m$	$0, 0$

Table 2: Payoff table for two competing decision-makers

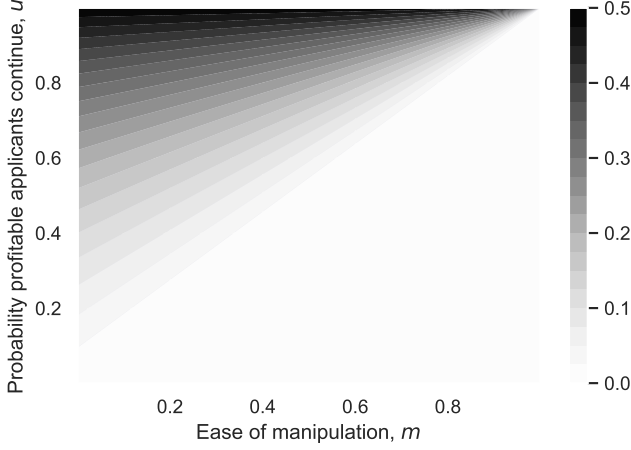


Figure 6: Range of p_i for which applicants receive recourse instead of acceptance

3.5 Competition between multiple decision-makers reduces the number of applicants who are offered recourse

Our model has assumed a single decision-maker, but in many settings, multiple decision-makers compete for applicants. For example, banks compete for loan applicants and universities compete for students.

We extend the model to allow for multiple decision-makers and show that competition between decision-makers increases the range of applicants who are accepted and decreases the range of applicants who are offered recourse. Since applicants prefer to be accepted rather than going through a recourse process, decision-makers have the incentive to accept applicants who might be at risk of choosing the competing decision-maker.

We model competition between two decision-makers as a simultaneous game. The payoff table is shown in Table 2. We name the decision-makers “Row” and “Column” to correspond to the row and column players. Each cell shows the Row’s payoff followed by Column’s payoff. For example, if Row chose the action Accept and Column chose the action Recourse, Row’s payoff is $p_i - (1 - p_i)$ and Column’s is 0.

We construct the payoffs in Table 2 by assuming applicants prefer accept to recourse and recourse to reject. If one decision-maker offers accept while another decision-maker offers recourse, the applicant will choose the decision-maker that offered accept. If decision-makers choose the same action, we assume the applicant is equally likely to choose either decision-maker.

With the introduction of a second competing decision-

maker, a decision-maker’s payoff now depends on the probability the applicant is profitable p_i and the action taken by the competing decision-maker. We assume that Row and Column calculate the same p_i for each applicant.

The payoffs in Table 2 change depending on the probability a profitable applicant continues when offered recourse u , the ease of manipulation m , and the estimated probability that the applicant is profitable p_i . For example, if $u = 0.5$, $m = 0.2$, and $p_i = 0.6$, the decision-makers face the payoffs shown in Table 3. In the example shown in Table 3, the optimal action depends on the action of the competing decision-maker. If Column accepts the applicant or offers recourse, Row’s optimal action is to accept the applicant. If Column rejects the applicant, Row’s optimal action is to offer recourse.

	Accept	Recourse	Reject
Accept	.1, .1	.2, 0	.2, 0
Recourse	0, .2	.11, .11	.22, 0
Reject	0, .2	0, .22	0, 0

Table 3: Payoff table for two competing decision-makers

To study the decision maker’s optimal action in the presence of competition, we calculate the Nash equilibrium of the game—actions for each player where no player has the incentive to deviate from the action. In the example in Table 3, the Nash equilibrium is for both decision-makers to accept the applicant. Without competition, the optimal action was to offer recourse. The example suggests that competition between decision-makers decreases the range of applicants that are offered recourse but increases the range of applicants that are accepted—an insight we confirm in the following proposition.

Proposition 1. *Introducing a competing decision-maker increases the range of applicants who are accepted from*

$$p_i > \max \left\{ \frac{1 - m}{(1 - m) + (1 - u)}, \frac{1}{2} \right\} \text{ to } p_i > \max \left\{ \frac{1 + (1 - m)}{2 + (1 - m) + (1 - u)}, \frac{1}{2} \right\}.$$

The range of applicants who are rejected does not change.

Proof. We calculate the range of p_i for which accept or reject is the unique Nash equilibrium of the game.

First, note that for $p_i > \frac{1}{2}$, accept strictly dominates reject, and for $p_i < \frac{1}{2}$, reject strictly dominates accept.

We will start by considering the range $p_i < \frac{1}{2}$. Since reject strictly dominates accept, the remaining actions are reject and recourse. Reject dominates when $0 > \frac{1}{2}[p_i u - (1 - p_i)m]$ and $0 > p_i u - (1 - p_i)m$. Since $0 > p_i u - (1 - p_i)m$ implies $0 > \frac{1}{2}[p_i u - (1 - p_i)m]$, reject dominates recourse when $0 > p_i u - (1 - p_i)m$. Making p_i the subject of the inequality, reject

dominates recourse when $p_i < \frac{m}{u+m}$. By iterated elimination of dominated strategies, both decision-makers rejecting the applicant is the unique Nash equilibrium when $p_i < \frac{m}{u+m}$. The condition is identical to the no-competition case.

For $\frac{1}{2} > p_i > \frac{m}{u+m}$, recourse dominates reject and the unique Nash equilibrium is both decision-makers offering recourse. When $p_i > \frac{m}{u+m}$, the payoff from recourse is identical to the payoff from reject and the decision-makers are indifferent to any mix of the recourse and reject actions.

Now consider the case when $p_i > \frac{1}{2}$. Since accept strictly dominates reject, the remaining actions are accept and recourse. Accept dominates recourse when $\frac{1}{2}[p_i - (1 - p_i)] > 0$ and $p_i - (1 - p_i) > \frac{1}{2}[p_i u - (1 - p_i)m]$. The condition $\frac{1}{2}[p_i - (1 - p_i)] > 0$ is always satisfied when $p_i > \frac{1}{2}$. Therefore, we only need to focus on the condition $p_i - (1 - p_i) > \frac{1}{2}[p_i u - (1 - p_i)m]$, which simplifies to $p_i > \frac{1+(1-m)}{2+(1-m)+(1-u)}$. By iterated elimination of dominated strategies, both decision-makers accepting the applicant is the unique Nash equilibrium when $p_i > \frac{1+(1-m)}{2+(1-m)+(1-u)}$. The condition is less than or equal to the condition of $p_i > \frac{1-m}{(1-m)+(1-u)}$ for the no-competition case. \square

4 Concluding Remarks

Our model highlights that a decision-maker only offers recourse to applicants that would otherwise be rejected if the recourse process is difficult to manipulate. To make the recourse process more difficult to manipulate, new methods of algorithmic recourse could incorporate insights from the research on strategic classification [Hardt *et al.*, 2016]. For example, the features included in the recourse action could be weighted to reduce manipulation. Empirical evidence on the ease of manipulation of certain features would also help to design methods of algorithmic recourse that are robust to manipulation [Björkegren *et al.*, 2020].

We assumed that the applicant’s profitability is fixed. Going through the recourse process may cause an unprofitable applicant to become profitable. For example, if the recourse process required a university applicant to increase their test score, the experience of repeating a test may help the university applicant excel at university. We leave a detailed analysis of this case for future research.

The model of competition between decision-makers can also be extended in future research. For example, competing decision-makers could observe different signals of applicant profitability (stemming from collecting different information from the applicant or using different machine learning models). Introducing different signals would allow decision-makers to learn more about an applicant by observing the competing decision-makers action.

References

Umang Bhatt, Alice Xiang, Shubham Sharma, Adrian Weller, Ankur Taly, Yunhan Jia, Joydeep Ghosh, Ruchir Puri, José M. F. Moura, and Peter Eckersley. Explainable machine learning in deployment. In *Proceedings of the 2020 Conference on Fairness, Accountability, and Transparency*,

FAT* ’20, page 648–657, New York, NY, USA, 2020. Association for Computing Machinery.

Daniel Björkegren, Joshua E Blumenstock, and Samsun Knight. Manipulation-proof machine learning. Working Paper, 2020.

Michael Brückner, Christian Kanzow, and Tobias Scheffer. Static prediction games for adversarial learning problems. *The Journal of Machine Learning Research*, 13(1):2617–2654, 2012.

Nilesh Dalvi, Pedro Domingos, Mausam, Sumit Sanghai, and Deepak Verma. Adversarial classification. In *Proceedings of the Tenth ACM SIGKDD International Conference on Knowledge Discovery and Data Mining*, KDD ’04, pages 99–108, New York, NY, USA, 2004. Association for Computing Machinery.

Frances Ding, Moritz Hardt, John Miller, and Ludwig Schmidt. Retiring adult: New datasets for fair machine learning. In M. Ranzato, A. Beygelzimer, Y. Dauphin, P.S. Liang, and J. Wortman Vaughan, editors, *Advances in Neural Information Processing Systems*, volume 34, pages 6478–6490. Curran Associates, Inc., 2021.

Dheeru Dua and Casey Graff. UCI machine learning repository, 2017.

Moritz Hardt, Nimrod Megiddo, Christos Papadimitriou, and Mary Wootters. Strategic classification. In *Proceedings of the 2016 ACM Conference on Innovations in Theoretical Computer Science*, ITCS ’16, page 111–122, New York, NY, USA, 2016. Association for Computing Machinery.

Keegan Harris, Valerie Chen, Joon Sik Kim, Ameet Talwalkar, Hoda Heidari, and Zhiwei Steven Wu. Bayesian persuasion for algorithmic recourse. Working Paper, 2021.

Hans Hofmann. Statlog (german credit data) data set. [https://archive.ics.uci.edu/ml/datasets/statlog+\(german+credit+data\)](https://archive.ics.uci.edu/ml/datasets/statlog+(german+credit+data)), 1994. Accessed: 2022-02-08.

Amir-Hossein Karimi, Gilles Barthe, Bernhard Schölkopf, and Isabel Valera. A survey of algorithmic recourse: Contrastive explanations and consequential recommendations. *ACM Computing Surveys*, 55(5), 2022.

Suresh Venkatasubramanian and Mark Alfano. The philosophical basis of algorithmic recourse. In *Proceedings of the 2020 Conference on Fairness, Accountability, and Transparency*, FAT* ’20, page 284–293, New York, NY, USA, 2020. Association for Computing Machinery.

Julius von Kügelgen, Amir-Hossein Karimi, Umang Bhatt, Isabel Valera, Adrian Weller, and Bernhard Schölkopf. On the fairness of causal algorithmic recourse. In *Proceedings of the AAAI Conference on Artificial Intelligence*, volume 36, pages 9584–9594, 2022.