

Bagging Provides Assumption-free Stability

Jake A. Soloff¹, Rina Foygel Barber¹, and Rebecca Willett^{1,2}

¹*Department of Statistics, University of Chicago*

²*Department of Computer Science, University of Chicago*

January 31, 2023

Abstract

Bagging is an important technique for stabilizing machine learning models. In this paper, we derive a finite-sample guarantee on the stability of bagging for any model with bounded outputs. Our result places no assumptions on the distribution of the data, on the properties of the base algorithm, or on the dimensionality of the covariates. Our guarantee applies to many variants of bagging and is optimal up to a constant.

1 Introduction

Algorithmic stability—that is, how perturbing training data influences a learned model—is fundamental to modern data analysis. In learning theory, certain forms of stability are necessary and sufficient for generalization (Bousquet and Elisseeff, 2002; Poggio et al., 2004; Shalev-Shwartz et al., 2010). In model selection, stability measures can reliably identify important features (Meinshausen and Bühlmann, 2010; Shah and Samworth, 2013; Ren et al., 2021). In scientific applications, stable methods promote reproducibility, a prerequisite for meaningful inference (Yu, 2013). In distribution-free prediction, stability is a key assumption for the validity of jackknife prediction intervals (Steinberger and Leeb, 2018; Barber et al., 2021).

Anticipating various benefits of stability, Breiman (1996a,b) proposed bagging as an ensemble meta-algorithm to stabilize any base learning algorithm. Bagging, short for **bootstrap aggregating**, refits the base algorithm to many perturbations of the training data and averages the resulting predictions. Breiman’s vision of bagging as off-the-shelf stabilizer motivates our main question: *How stable is bagging on an arbitrary base algorithm, placing no assumptions on the data generating distribution?* In this paper, we first answer this question for the case of base algorithms with bounded outputs and then show extensions to the unbounded case.

1.1 Preview of main results

We will study the following notion of algorithmic stability:

Definition 1.1 (Stability—informal version). An algorithm is (ε, δ) -stable if, for any training dataset \mathcal{D} with n data points, and any test point x ,

$$\frac{1}{n} \sum_{i=1}^n \mathbf{1} \left\{ |\hat{f}(x) - \hat{f}^{\setminus i}(x)| > \varepsilon \right\} \leq \delta, \quad (1)$$

where \hat{f} is the model trained on the entire dataset \mathcal{D} , while $\hat{f}^{\setminus i}$ is trained on the dataset \mathcal{D} with the i th data point removed.

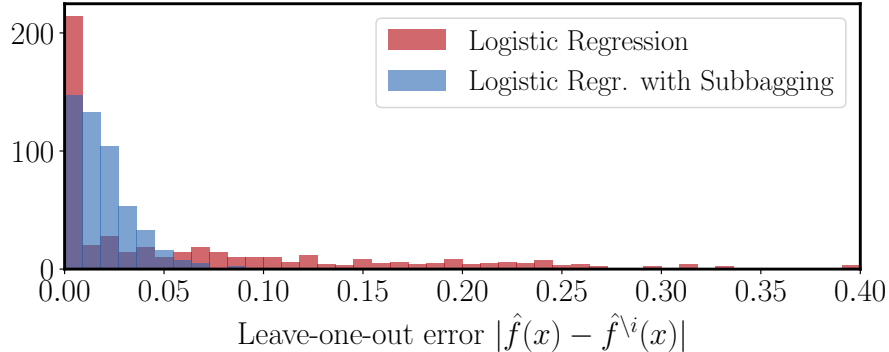


Figure 1: Distribution of leave-one-out errors for logistic regression (red) and subbagged logistic regression (blue), with $n = 500$ and $d = 250$. (See Section 4 for details on this simulation.)

In other words, this definition requires that, for *any* data set, if we drop one training point at random, then the resulting prediction produced by the algorithm is typically insensitive to this perturbation of the training data.

It is well known that, empirically, bagging and other ensembling procedures tend to improve the stability of an unstable base algorithm. For example, Figure 1 shows the histograms of leave-one-out perturbations $|\hat{f}(x) - \hat{f}^i(x)|$ for two different algorithms: logistic regression and logistic regression with subbagging (given by $\hat{f}_B(x) := \frac{1}{B} \sum_{b=1}^B \hat{f}^{(b)}(x)$, where each $\hat{f}^{(b)}$ is a model fitted on $m = n/2$ out of n training data points sampled at random without replacement). We can clearly see that this perturbation is often far larger for logistic regression than for its subbagged version.

In this paper, we prove that stability (in the sense of Definition 1.1) is *automatically* achieved by the bagged version of any algorithm—with no assumptions on either the algorithm itself or on the training and test data, aside from requiring that the output predictions lie in a bounded range. A special case of our main result can be informally summarized as follows:

Theorem 1.2 (Main result—informal version). *Fix any algorithm with bounded output, and consider its subbagged version with m samples drawn without replacement,*

$$\hat{f}_B(x) := \frac{1}{B} \sum_{b=1}^B \hat{f}^{(b)}(x),$$

where B is sufficiently large. Then the subbagged algorithm satisfies Definition 1.1 for any pair (ε, δ) satisfying

$$\delta \varepsilon^2 \gtrsim \frac{1}{n} \cdot \frac{p}{1-p} \tag{2}$$

where $p = \frac{m}{n}$.

(The formal version of Theorem 1.2, including other forms of bagging and extensions to the unbounded case, can be found in Section 3 below.)

In the existing literature, relatively little is known about bagging’s stabilization properties without additional assumptions on the base algorithm. In this work, our stability guarantees (previewed in Theorem 1.2) will:

- apply to general base algorithms which may be highly unstable,
- hold for finite sample sizes,

- provide bounds that are optimal (up to constants), and
- hold deterministically, facilitating bounds for out-of-distribution test points and non-exchangeable data.

2 Background

Consider a supervised learning setting with real responses. Formally, a learning algorithm is a function that inputs a dataset $\mathcal{D} = (Z_i)_{i=1}^n$ of pairs $Z_i = (X_i, Y_i)$ of covariates $X_i \in \mathcal{X}$ and responses $Y_i \in \mathcal{Y}$ and an auxiliary random variable $\xi \sim \text{Unif}([0, 1])$ and produces a fitted regression function $\hat{f} : \mathcal{X} \rightarrow \hat{\mathcal{Y}}$, given by $\hat{f} = \mathcal{A}(\mathcal{D}; \xi)$. The auxiliary random variable ξ may be viewed as a random seed, allowing for randomization in \mathcal{A} , if desired.

For example, in many applications, we may wish to optimize an objective such as empirical risk, and then the resulting algorithm \mathcal{A} consists of the specific numerical operations applied to the training data—e.g., T steps of stochastic gradient descent (SGD) with a specific learning rate and batch size, with the random seed ξ used for drawing the random batches in SGD. Our notation also allows for deterministic algorithms, since \mathcal{A} is free to ignore the input argument ξ and depend only on the data.

2.1 Algorithmic stability

There are many ways to define the stability of a learning algorithm. One of the strongest possibilities is to require, for all datasets and all test points, that the algorithm be insensitive to dropping any single observation. The following definition is most closely related to *uniform stability* (see, e.g., [Elisseeff et al., 2005](#)) in statistical learning theory.

Definition 2.1. An algorithm \mathcal{A} is worst-case (ε, δ) -stable if, for all datasets $\mathcal{D} = (Z_i)_{i=1}^n$ and test points $x \in \mathcal{X}$,

$$\max_{i \in [n]} \mathbb{P}_\xi \left\{ |\hat{f}(x) - \hat{f}^{\setminus i}(x)| > \varepsilon \right\} \leq \delta, \quad (3)$$

where $\hat{f} = \mathcal{A}(\mathcal{D}; \xi)$, $\hat{f}^{\setminus i} = \mathcal{A}(\mathcal{D}^{\setminus i}; \xi)$ and $\mathcal{D}^{\setminus i} = (Z_j)_{j \neq i}$.

In many settings, however, this requirement is too stringent, since it forces \mathcal{A} to be stable even when the most influential observation is dropped. A relaxation of this definition is the notion of average-case stability, where the perturbation comes from dropping one observation at random. Since we are primarily interested in average-case stability in this paper, we will refer to it simply as ‘ (ε, δ) -stable’.

Definition 2.2. An algorithm \mathcal{A} is (ε, δ) -stable if, for all datasets $\mathcal{D} = (Z_i)_{i=1}^n$ and test points $x \in \mathcal{X}$,

$$\frac{1}{n} \sum_{i=1}^n \mathbb{P}_\xi \left\{ |\hat{f}(x) - \hat{f}^{\setminus i}(x)| > \varepsilon \right\} \leq \delta, \quad (4)$$

where $\hat{f} = \mathcal{A}(\mathcal{D}; \xi)$, $\hat{f}^{\setminus i} = \mathcal{A}(\mathcal{D}^{\setminus i}; \xi)$ and $\mathcal{D}^{\setminus i} = (Z_j)_{j \neq i}$.

This is the formal version of Definition 1.1, stated informally earlier—the difference here (aside from introducing notation) lies in the presence of the randomization term ξ .

The terminology ‘ \mathcal{A} is (ε, δ) -stable’ in Definition 2.2 (or ‘ \mathcal{A} is worst-case (ε, δ) -stable, in Definition 2.1) suppresses the dependence on the sample size n . Since we are performing a non-asymptotic stability analysis, we treat n as a fixed positive integer throughout.

Clearly, Definition 2.2 is implied by Definition 2.1, but not vice versa; average-case stability thus relaxes worst-case stability to allow some small fraction of observations to have large leave-one-out

error. Average-case stability is a more permissive condition, and yet it is often sufficient for statistical inference. Indeed, if data points Z_i are exchangeable and \mathcal{A} is symmetric, Condition (4) implies

$$\mathbb{P}_{\mathcal{D}, X_{n+1}, \xi} \left\{ |\hat{f}(X_{n+1}) - \hat{f}^{\setminus i}(X_{n+1})| > \varepsilon \right\} \leq \delta$$

for a new test point X_{n+1} , which is the condition of “out-of-sample stability” used by papers on distribution-free prediction mentioned in Section 1 (when $Z_{n+1} = (X_{n+1}, Y_{n+1})$ is a new test point that is exchangeable with the training data). Of course, our definition is a stronger property, as it is required to hold uniformly over any training set and any test point.

In fact, worst-case stability ensures an even stronger property—for a training sample Z_1, \dots, Z_n , it must hold that

$$\mathbb{P}_{\mathcal{D}, \xi} \left\{ |\hat{f}(X_i) - \hat{f}^{\setminus i}(X_i)| > \varepsilon \right\} \leq \delta$$

which is sometimes known as “in-sample stability”; informally, this bound implies that \hat{f} is not “overfitted” to the training data, since its prediction $\hat{f}(X_i)$ at the i th training point is only slightly influenced by Z_i . On the other hand, average-case stability is not sufficient to ensure this type of bound, even on average.

2.2 Background on bagging

Bagging has a rich history in the machine learning literature (Breiman, 1996a; Dietterich, 2000; Valentini and Masulli, 2002) and is widely used in a variety of practical algorithms; random forests are a notable example (Breiman, 2001).

The theoretical properties of bagging have also been widely explored. For example, the stabilization properties of bagging have been studied for some specific base algorithms, such as trees (Basu et al., 2018) or k -means (Ben-David et al., 2007). Additional prior works have addressed the stability of bagging by proving that bagging, under certain conditions, increases the stability of an already stable algorithm (Elisseeff et al., 2005). In contrast, our results establish stability for bagging when applied to an arbitrary (and possibly highly unstable) base algorithm. We defer a more detailed discussion of prior work in this area to Section 5.2, where we will be able to compare to our own results.

3 Stability guarantees for bagging

Bagging applies resampling methods to reduce variance, smooth discontinuities, and induce stability in a base algorithm \mathcal{A} . The meta-algorithm repeatedly samples ‘bags’ from the training data \mathcal{D} , runs the base algorithm \mathcal{A} on each bag, and averages the resulting models. Different resampling methods lead to some common variants:

- Classical bagging (Breiman, 1996a,b) samples m indices with replacement from $[n] = \{1, \dots, n\}$.
- Subbagging (Andonova et al., 2002) samples m indices without replacement from $[n]$ (where $m \leq n$).

We distinguish ‘classical bagging,’ which employs sampling with replacement, from the more general ‘bagging,’ which we use to refer to any resampling method. For classical bagging, Breiman (1996a,b) originally proposed using the nonparametric bootstrap, i.e., $m = n$, but $m \ll n$ is often computationally advantageous.

In both of the above strategies, because there are exactly m observations in each bag, this induces weak negative correlation between observations (i.e., between the event that data point i is in the bag, and that data point j is in the bag). Randomizing the size of each bag is a standard trick that decorrelates these events:

- Poissonized bagging (Oza and Russell, 2001; Agarwal et al., 2014) samples M indices with replacement from $[n]$, where $M \sim \text{Pois}(m)$.
- Bernoulli subbagging (Harrington, 2003) samples $M \sim \text{Bin}(n, \frac{m}{n})$ indices without replacement from $[n]$.

Our stability results are quite flexible to the choice of resampling method, and in particular, apply to all four methods described above. In order to unify our results, we now present a generic version of bagging that includes all four of these variants as special cases.

3.1 Generic bagging

We view bagging as a meta-algorithm, i.e., a randomized function that takes in an algorithm \mathcal{A} and outputs a modified algorithm $\tilde{\mathcal{A}}_B$. Let \mathcal{Q}_n denote a distribution on

$$\text{seq}_{[n]} := \{(i_1, \dots, i_k) : k \geq 0, i_1, \dots, i_k \in [n]\},$$

which is the set of finite sequences (of any length) consisting of indices in $[n]$. For example, subbagging m out of n points corresponds to the uniform distribution over the set of length- m sequences (i_1, \dots, i_m) with distinct entries. Given a bag $r = (i_1, \dots, i_m) \in \text{seq}_{[n]}$ and a dataset $\mathcal{D} = (Z_1, \dots, Z_n)$, define the dataset $\mathcal{D}_r = (Z_{i_1}, \dots, Z_{i_m})$ as the new dataset obtained by selecting, from \mathcal{D} , the data points specified by the sequence r .

Algorithm 1 Generic Bagging

input Base algorithm \mathcal{A} ; dataset \mathcal{D} with n training points; number of bags $B \geq 1$; resampling distribution \mathcal{Q}_n

for $b = 1, \dots, B$ **do**

Sample bag $r^{(b)} = (i_1^{(b)}, \dots, i_{n_b}^{(b)}) \sim \mathcal{Q}_n$

Sample seed $\xi^{(b)} \sim \text{Unif}([0, 1])$

Fit model $\hat{f}^{(b)} = \mathcal{A}(\mathcal{D}_{r^{(b)}}; \xi^{(b)})$

end for

output Averaged model \hat{f} defined by

$$\hat{f}_B(x) = \frac{1}{B} \sum_{b=1}^B \hat{f}^{(b)}(x)$$

To construct the bagged algorithm $\tilde{\mathcal{A}}_B$ using \mathcal{A} as a base algorithm, we first draw bags $r^{(1)}, \dots, r^{(B)}$ from the resampling distribution \mathcal{Q}_n , then fit a model on each bag using \mathcal{A} , and average the resulting models for the final fitted function. Algorithm 1 summarizes this procedure.

Generic bagging treats the base algorithm \mathcal{A} as a ‘black-box,’ in that it only accesses the base algorithm by querying it on different training sets and different random seeds. We will write $\tilde{\mathcal{A}}_B$ to denote the resulting algorithm obtained by applying generic bagging with \mathcal{A} as the base algorithm.

Our theoretical analysis of bagging is simplified by considering an idealized version of generic bagging as the number of bags B tends to infinity. Our tactic is to directly study the stability of this large- B limit, and then derive analogous results for $\tilde{\mathcal{A}}_B$ using simple concentration inequalities. To facilitate our theoretical analysis, we define in Algorithm 2 the limiting version of generic bagging.

Note that the algorithm \mathcal{A} may be a randomized algorithm, but derandomized bagging averages over any randomness in \mathcal{A} (coming from the random seed ξ) as well as the randomness of the bags drawn from \mathcal{Q}_n . For instance, the derandomized form of subbagging averages uniformly over $\binom{n}{m}$ models; in practice, since we generally cannot afford $\binom{n}{m}$ many calls to \mathcal{A} , we would instead run generic bagging with some large B as the number of randomly sampled bags.

Algorithm 2 Derandomized Bagging

input Base algorithm \mathcal{A} ; dataset \mathcal{D} with n training points; resampling distribution \mathcal{Q}_n

output Averaged model \hat{f}_∞ defined by

$$\hat{f}_\infty(x) = \mathbb{E}_{r,\xi} [\mathcal{A}(\mathcal{D}_r; \xi)(x)]$$

where the expectation is taken with respect to $r \sim \mathcal{Q}_n$ and $\xi \sim \text{Unif}([0, 1])$.

3.2 The resampling distribution \mathcal{Q}_n

To simplify the statement of the main results, we will make several symmetry assumptions on the resampling method \mathcal{Q}_n . All the variants we have described above (classical bagging, subbagging, Poissonized bagging, Bernoulli subbagging) satisfy these assumptions.

Assumption 3.1. The resampling method \mathcal{Q}_n satisfies

i. Index symmetry:

$$\mathcal{Q}_n\{(i_1, \dots, i_m)\} = \mathcal{Q}_n\{(\sigma(i_1), \dots, \sigma(i_m))\},$$

for all $m, i_1, \dots, i_m \in [n]$, and permutations $\sigma \in \mathcal{S}_n$.

ii. Bag symmetry:

$$\mathcal{Q}_n\{(i_1, \dots, i_m)\} = \mathcal{Q}_n\{(i_{\sigma(1)}, \dots, i_{\sigma(m)})\},$$

for all $m, i_1, \dots, i_m \in [n]$, and permutations $\sigma \in \mathcal{S}_m$.

Intuitively, index symmetry requires the bagging algorithm to treat the data points as exchangeable (e.g., bags $(1, 2, 2)$ and $(3, 4, 4)$ are equally likely), while bag symmetry requires the order of the bag to be shuffled uniformly at random (e.g., bags $(1, 2, 2)$ and $(2, 1, 2)$ are equally likely).

Different bagging methods will attain different degrees of stability. For instance, consider a degenerate case where \mathcal{Q}_n returns a random permutation of $(1, \dots, n)$. Then \hat{f}_∞ is simply the result of running the base algorithm on shuffled versions of the data. In this case, the bagged algorithm is only as stable as the base algorithm. Our bounds on the stability of bagging depend on specific parameters of the resampling method \mathcal{Q}_n .

Definition 3.2. For \mathcal{Q}_n satisfying Assumption 3.1, let

$$\begin{aligned} p &:= \mathbb{P}_{r \sim \mathcal{Q}_n} \{i \in r\}, \\ q &:= -\text{Cov}_{r \sim \mathcal{Q}_n}(\mathbf{1}_{i \in r}, \mathbf{1}_{j \in r}), \end{aligned} \tag{5}$$

for any $i \neq j \in [n]$.

Here for a sequence $r = (i_1, \dots, i_m) \in \text{seq}_{[n]}$, we write $i \in r$ to denote the event that $i_k = i$ for some k . We make the following restrictions on these parameters:

Assumption 3.3. \mathcal{Q}_n satisfies $p \in (0, 1)$ and $q \geq 0$.

The constraint $p \in (0, 1)$ is a nondegeneracy assumption that guarantees a nonzero probability that any given observation Z_i will be excluded from some bags and included in others. The constraint $q \geq 0$ forces non-positive correlation between observations, i.e., $i \in r$ does not increase the probability of $j \in r$ for $i \neq j$.

Table 1 provides values of p and q for the four different sampling schemes discussed above, which all satisfy Assumption 3.3. Classical bagging and subbagging both have a small positive q due to weak negative correlation between the events $i \in r$ and $j \in r$, while Poissonized bagging and Bernoulli subbagging decorrelate these events and so $q = 0$.

Table 1: Parameters p and q from Definition 3.2 for various sampling schemes \mathcal{Q}_n .

Algorithm	Resampling method \mathcal{Q}_n	$p = \mathbb{P}\{i \in r\}$	$q = -\text{Cov}\{i \in r, j \in r\}$
SUBBAGGING	$r \sim \text{Unif}\left\{\binom{[n]}{m}\right\}$	$\frac{m}{n}$	$\frac{m(n-m)}{n^2(n-1)}$
BERNOULLI SUBBAGGING	$M \sim \text{Binom}\left(n, \frac{m}{n}\right)$ $r \mid M \sim \text{Unif}\left\{\binom{[n]}{M}\right\}$	$\frac{m}{n}$	0
CLASSICAL BAGGING	$r \sim \text{Unif}\{[n]^m\}$	$1 - \left(1 - \frac{1}{n}\right)^m$	$\left(1 - \frac{1}{n}\right)^{2m} - \left(1 - \frac{2}{n}\right)^m$
POISSONIZED SUBBAGGING	$M \sim \text{Pois}(m)$ $r \mid M \sim \text{Unif}\{[n]^M\}$	$1 - e^{-m/n}$	0

Since algorithmic stability compares a model fit on n observations to a model fit on $n-1$ observations, we need to specify resampling distributions at both sample sizes, i.e., \mathcal{Q}_n and \mathcal{Q}_{n-1} ; naturally, to guarantee stability, these two distributions must be similar to each other. Specifically, we will consider the setting where

$$\mathcal{Q}_{n-1} \text{ is given by the distribution of } r \sim \mathcal{Q}_n \text{ conditional on the event } r \in \text{seq}_{[n-1]}, \quad (6)$$

i.e., we are conditioning on the event that the n th data point is not contained in the bag. For example, if \mathcal{Q}_n is chosen to be subbagging m out of n points (for some fixed $m \leq n-1$), then \mathcal{Q}_{n-1} is equal to the distribution obtained by subbagging m out of $n-1$ points.

3.3 Main result: Guarantee for average-case stability

We turn to our bound quantifying the average-case stability of derandomized bagging, and, shortly after, the average-case stability of generic bagging. In this section, we restrict our attention to settings where the output regression function \hat{f} is bounded. We will consider the unbounded case in Section 3.5.

We begin by considering the stability of derandomized bagging. To examine the stability of $\tilde{\mathcal{A}}_\infty$ (obtained by applying derandomized bagging to a base algorithm \mathcal{A}) our stability results will compare the models:

- \hat{f}_∞ , obtained by running derandomized bagging (Algorithm 2) with base algorithm \mathcal{A} , dataset \mathcal{D} , and sampling distribution \mathcal{Q}_n ; and
- \hat{f}_∞^i , obtained by running derandomized bagging (Algorithm 2) with base algorithm \mathcal{A} , dataset $\mathcal{D}^{\setminus i}$, and sampling distribution \mathcal{Q}_{n-1} , constructed as in (6).

Theorem 3.4. *Let $\hat{\mathcal{Y}} = [0, 1]$.¹ Fix a distribution \mathcal{Q}_n on $\text{seq}_{[n]}$ satisfying Assumptions 3.1 and 3.3, and let \mathcal{Q}_{n-1} be defined as in (6). For any algorithm \mathcal{A} , derandomized bagging $\tilde{\mathcal{A}}_\infty$ is (ε, δ) -stable provided*

$$\delta\varepsilon^2 \geq \frac{1}{4n} \left(\frac{p}{1-p} + \frac{q}{(1-p)^2} \right). \quad (7)$$

If $p, q, \delta > 0$ all do not depend on n , bagging satisfies average-case (ε, δ) -stability with $\varepsilon = O(n^{-1/2})$. Additionally, Theorem 3.4 covers a much wider range of scenarios, so we now give some examples for concreteness:

¹All theoretical results in this section are stated for $\hat{\mathcal{Y}} = [0, 1]$ for simplicity, but it is straightforward to generalize to the case $\hat{\mathcal{Y}} = [a, b]$ by simply replacing (ε, δ) -stability with $(\varepsilon(b-a), \delta)$ -stability in the guarantee.

Proportional subsampling with $m \propto n$: Suppose we employ Bernoulli subbagging with $m = n/2$. Then, according to Table 1, $p = 1/2$ and $q = 0$, so the stability condition (7) in the theorem simplifies to $\delta\varepsilon^2 \geq \frac{1}{4n}$. Hence, our stability result applies in a variety of regimes. We may take $\delta > 0$ fixed and $\varepsilon = O(n^{-1/2})$; or $\varepsilon > 0$ fixed and $\delta = O(n^{-1})$; or even $\delta = \varepsilon = O(n^{-1/3})$ going to zero simultaneously.

Massive subsampling with $m = o(n)$: Rather than taking m to be a constant fraction of n , often it is computationally advantageous to subsample a decreasing fraction of the data as n increases. *Massive subsampling*, where we take bags of size $m = n^{1-\beta}$ for some $\beta \in (0, 1)$, can also be seen to enhance stability via our result above. For example, with Bernoulli subbagging, condition (7) becomes $\delta\varepsilon^2 \geq \frac{1}{4n^{1+\beta}} \frac{1}{1-n^{-\beta}}$.

Minimal subsampling with $m = n - o(n)$: Massive subsampling, or even subsampling a constant fraction of the data, often comes with some loss of statistical efficiency. To avoid this, our result even allows for resampling schemes with $p = 1 - o(1)$, i.e., each subsample contains nearly the entire dataset. For example, for Bernoulli subbagging with $m = n - n^{1-\beta}$ for some $\beta \in (0, 1)$, condition (7) becomes $\delta\varepsilon^2 \geq \frac{1-n^{-\beta}}{4n^{1-\beta}}$.

A simple application of Hoeffding’s inequality leads to a similar stability result for generic bagging. In this result, we compare the models:

- \hat{f}_B , obtained by running generic bagging (Algorithm 1) with base algorithm \mathcal{A} , dataset \mathcal{D} , and resampling distribution \mathcal{Q}_n ; and
- $\hat{f}_B^{\setminus i}$, obtained by running generic bagging (Algorithm 1) with base algorithm \mathcal{A} , dataset $\mathcal{D}^{\setminus i}$, and resampling distribution \mathcal{Q}_{n-1} , constructed as in (6).

The following theorem, and all subsequent results, are proved in Appendix A.

Theorem 3.5. *Let $\hat{\mathcal{Y}} = [0, 1]$. Fix a distribution \mathcal{Q}_n on $\text{seq}_{[n]}$ satisfying Assumptions 3.1 and 3.3, and let \mathcal{Q}_{n-1} be defined as in (6). For any algorithm \mathcal{A} and any $B \geq 1$, generic bagging $\tilde{\mathcal{A}}_B$ is $(\varepsilon + \sqrt{\frac{2}{B}} \log(\frac{4}{\delta}), 2\delta)$ -stable for any (ε, δ) satisfying Condition (7).*

From this theorem, if derandomized bagging is guaranteed to satisfy (ε, δ) stability via (7), then we may take $B \geq \frac{2}{\varepsilon^2} \log(\frac{4}{\delta})$ to guarantee $(2\varepsilon, 2\delta)$ -stability of generic bagging. More generally, for any fixed B , the result accounts for the Monte Carlo error in the generic bagging algorithm.

Average-case algorithmic stability (4) controls the distribution of leave-one-out errors. Some authors (e.g. Bousquet and Elisseeff, 2002; Elisseeff et al., 2005) prefer to work with the expected value, which is similarly controlled at rate $\frac{1}{\sqrt{n}}$:

Corollary 3.6. *In the setting of Theorem 3.4,*

$$\frac{1}{n} \sum_{i=1}^n \left| \hat{f}_\infty(x) - \hat{f}_\infty^{\setminus i}(x) \right| \leq p \wedge \sqrt{\frac{1}{n} \left(\frac{p}{1-p} + \frac{q}{(1-p)^2} \right)} \quad (8)$$

for all $x \in \mathcal{X}$.

An analogous result can be given for the finite- B generic bagging setting as well.

3.4 Tightness of stability guarantee

In the special case of subbagging, we show that Theorem 3.4 cannot be improved (beyond a constant factor) without assuming more about the base algorithm.

Theorem 3.7. Let $\hat{\mathcal{Y}} = [0, 1]$. Fix $n > m \geq 1$ and $\delta \in (0, 1/2)$. There is a base algorithm \mathcal{A}^\sharp such that subbagging m out of n observations is not (ε, δ) -stable for any

$$\varepsilon < (1 - \delta - n^{-1}) p \mathbb{P} \left\{ H = \left\lfloor p(1 + \lfloor n\delta \rfloor) \right\rfloor \right\}, \quad (9)$$

where $p = \frac{m}{n}$ and where probability is taken with respect to $H \sim \text{HyperGeometric}(n - 1, m, \lfloor n\delta \rfloor)$.

To see how this result compares to the guarantee given in Theorem 3.4, consider a simple case where $n\delta$ and $m\delta = np\delta$ are integers, and take $p < 1$. Then

$$\mathbb{P} \left\{ H = \left\lfloor p(1 + \lfloor n\delta \rfloor) \right\rfloor \right\} = \mathbb{P} \{ H = np\delta \} = \frac{\binom{n\delta}{np\delta} \cdot \binom{n(1-\delta)-1}{np(1-\delta)}}{\binom{n-1}{np}} \approx \frac{1}{\sqrt{2\pi n\delta(1-\delta)p(1-p)}},$$

where the last step holds by taking Stirling's approximation to each factorial term in each Binomial coefficient (and the approximation is accurate as long as $n \cdot \min\{\delta, 1 - \delta\} \cdot \min\{p, 1 - p\}$ is large). Thus the right-hand side of (9) is approximately

$$\approx \frac{1}{\sqrt{2\pi n}} \cdot \sqrt{\frac{1-\delta}{\delta} \cdot \frac{p}{1-p}}.$$

Since we have assumed $\delta < 1/2$, we therefore see that stability fails for \mathcal{A}^\sharp when (approximately)

$$\delta\varepsilon^2 < \frac{1}{4\pi n} \cdot \frac{p}{1-p}.$$

Up to a constant, this matches the leading term of the stability guarantee in Theorem 3.4, demonstrating the tightness of our guarantee. In Appendix C, we plot a phase diagram comparing the stability guarantee (7) with the tightness condition (9) for finite n .

3.5 Extension to unbounded output

We next extend our main result to algorithms \mathcal{A} with unbounded output $\hat{\mathcal{Y}} = \mathbb{R}$, by adaptively clipping the output.

Algorithm 3 Adaptively Clipped Bagging

input Base algorithm \mathcal{A} ; dataset \mathcal{D} with n training points; resampling distribution \mathcal{Q}_n ; data-dependent range $R(\cdot)$

output Averaged model $\hat{f}_{\infty, R}$ defined by

$$\hat{f}_{\infty, R}(x) = \mathbb{E}_{r, \xi} \left[\text{Clip}_{R(\mathcal{D})}(\mathcal{A}(\mathcal{D}_r; \xi)(x)) \right]$$

where the expectation is taken with respect to $r \sim \mathcal{Q}_n$ and $\xi \sim \text{Unif}([0, 1])$.

Given an interval $I = [l, u]$ and a response $\hat{y} \in \mathbb{R}$, the clipped response $\text{Clip}_I(\hat{y})$ is defined as

$$\text{Clip}_I(\hat{y}) := \max\{l, \min\{\hat{y}, u\}\}. \quad (10)$$

In Algorithm 3, we define a variant of the derandomized bagging algorithm that allows the individual bagged predictions $\hat{f}_\infty^{(r)}(x)$ to be clipped to some interval $R = R(\mathcal{D})$ that depends on the full dataset. We write $\tilde{\mathcal{A}}_{\infty, R}$ to denote the algorithm obtained by applying adaptively clipped bagging with \mathcal{A} as the base algorithm.

Theorem 3.8. Let $\hat{\mathcal{Y}} = \mathbb{R}$. Fix a distribution \mathcal{Q}_n on $\text{seq}_{[n]}$ satisfying Assumptions 3.1 and 3.3, and let \mathcal{Q}_{n-1} be defined as in (6). Suppose the interval $R(\cdot) \subseteq \mathbb{R}$ satisfies

$$\frac{1}{n} \sum_{i=1}^n \mathbf{1}\{R(\mathcal{D}) \neq R(\mathcal{D}^{\setminus i})\} \leq \delta'. \quad (11)$$

For any algorithm \mathcal{A} , clipped bagging $\tilde{\mathcal{A}}_{\infty, R}$ satisfies

$$\frac{1}{n} \sum_{i=1}^n \mathbf{1}\left\{|\hat{f}_{\infty, R}(x) - \hat{f}_{\infty, R}^i(x)| > \varepsilon \text{length}(R(\mathcal{D}))\right\} \leq \delta + \delta'$$

for any (ε, δ) satisfying (7).

(Similarly, for the clipped form of Generic Bagging, we can establish a result analogous to Theorem 3.5.)

As a simple special case, we can take $R(\mathcal{D}) = I$ for all datasets \mathcal{D} , for some prespecified truncation interval I . Then we may take $\delta' = 0$ in equation (11), and Theorem 3.8 states that derandomized bagging is $(\varepsilon \cdot \text{length}(I), \delta)$ -stable.

A more interesting case to consider is taking $R(\mathcal{D})$ to be a subset of the observed range, e.g., $R(\mathcal{D}) = [\min_i Y_i, \max_i Y_i]$. When $(Z_i)_{i=1}^{n+1}$ are exchangeable random variables, we can apply Theorem 3.8 with $\delta' = \frac{2}{n}$, but clearly, restricting to the empirical range of the Y_i 's does not substantially limit the learned regression function $\hat{f}_{\infty, R}$. More generally, we can take $R(\mathcal{D}) = [Y_{(k)}, Y_{(n+1-k)}]$ for some fixed $k < n/2$, where $Y_{(1)} \leq \dots \leq Y_{(n)}$ denote the order statistics of Y_1, \dots, Y_n . In this case, we have $\delta' = \frac{2k}{n}$ in (11), which allows for some fraction δ' of outliers to be removed when constructing the data-dependent range, thus ensuring that $\text{length}(R(\mathcal{D}))$ will not be too large.

3.6 Hardness of worst-case stability

Our results above verify that (ε, δ) -stability can be guaranteed for any (bounded) base algorithm even for very small ε —for instance, taking $p \in (0, 1)$ to be a constant, we can choose $\varepsilon = O(n^{-1/2})$. We will next see that no analogous result exists for worst-case stability—indeed, for this stricter definition, stability cannot be guaranteed for any $\varepsilon < p$, and therefore $\varepsilon = O(n^{-1/2})$ can only be guaranteed via massively subsampling the data with $p = O(n^{-1/2})$.

Theorem 3.9. Fix \mathcal{Q}_n and let $\hat{\mathcal{Y}} = [0, 1]$.

- (i) For any algorithm \mathcal{A} , derandomized bagging is worst-case (p, δ) -stable for all δ .
- (ii) If $|\mathcal{X}| > 1$, there is a base algorithm \mathcal{A}^\dagger such that derandomized bagging is not worst-case (ε, δ) -stable for any $\varepsilon < p$ and $\delta < 1$.

Part (i) of the theorem has appeared previously; in Section 5.2 we discuss how this observation has led some authors on algorithmic stability to advocate for subsampling a decreasing fraction of the data $m = o(n)$ as $n \rightarrow \infty$. In contrast, by moving to average-case stability, our results allow $m = O(n)$ and even $m = n - o(n)$, enabling far greater accuracy in the fitted models.

In the counterexample \mathcal{A}^\dagger that proves part (ii) of the theorem, a data point z_i has maximal influence on the value of $\hat{f}_{\infty}(x)$ when every bag containing z_i leads to a predicted value 1, and every bag not containing z_i leads to a predicted value 0. It is important to note, however, that *at most one* index $i \in [n]$ can have this property for any fixed test point $x \in \mathcal{X}$. This limitation of \mathcal{A}^\dagger provides useful intuition for why we may expect a better result from an average-case analysis.

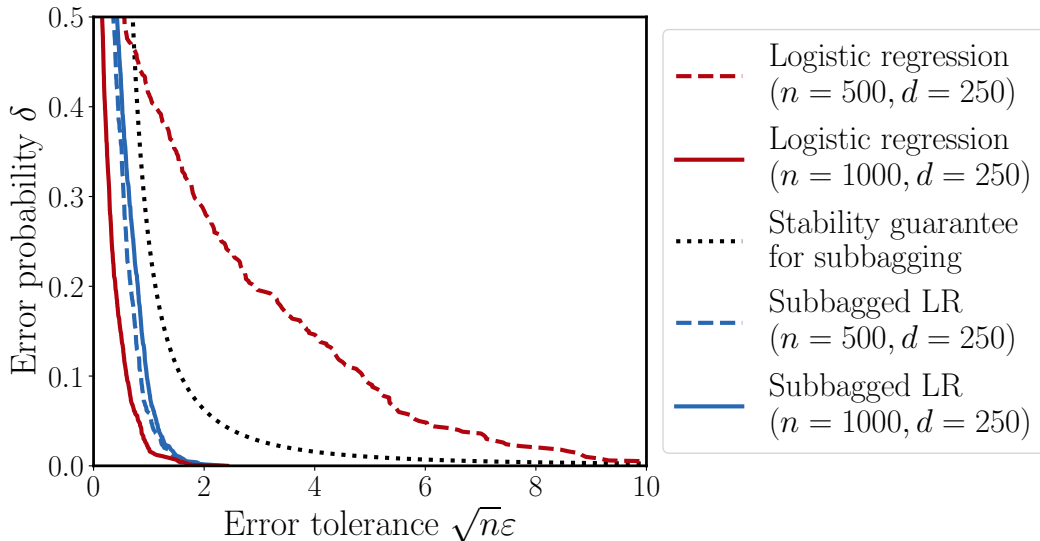


Figure 2: Distribution of leave-one-out errors for logistic regression and subbagged logistic regression with $m = n/2$, showing, for each ε , the smallest δ such that the algorithm is (ε, δ) -stable in the sense of Definition 2.2. Higher curves thus represent greater instability.

4 Empirical results

In this section, we return to the logistic regression example previewed in Section 1, and show empirical results that demonstrate the stability of subbagging in this setting.² (An additional experiment for decision trees is presented in Appendix B.)

Consider a logistic model with isotropic Gaussian design:

$$X_i \stackrel{\text{iid}}{\sim} \mathcal{N}(0, I_d), \quad Y_i | X_i \stackrel{\text{iid}}{\sim} \text{Bern}\left(\frac{1}{1 + e^{-(\beta_0^* + X_i^\top \beta^*)}}\right).$$

We simulate from the null model $\beta_0^* = \dots = \beta_d^* = 0$ with sample size $n = 500$ and $n = 1000$, and with dimension $d = 250$. We apply subbagging with $m = n/2$, and the base algorithm \mathcal{A} is given by L_2 -regularized logistic regression with a small penalty parameter $\lambda = 0.001$.

In Figure 2, we see that the subbagged algorithm is highly stable for both values of n —in particular, the blue curves lie below the black dotted line, showing that subbagged logistic regression satisfies the theoretical guarantee of Theorem 3.4. By contrast, for $n = 500$ and $d = 250 = n/2$, the red curve lies much higher in the plot, showing greater instability; this reveals that the base algorithm, logistic regression (with extremely small regularization), is highly unstable in the $d = n/2$ regime (see, e.g., Candès and Sur, 2020). For $n = 1000$ and $d = 250 = n/4$, on the other hand, we see that the base algorithm is quite stable. This plot illustrates our theory by showing that the subbagged algorithm satisfies the stability guarantee regardless of whether the base algorithm is stable.

5 Prior work

5.1 The importance of stability

Stability guarantees are central in a variety of contexts, despite the fact that many widely-used practical algorithms are not stable (Xu et al., 2011). For instance, Bousquet and Elisseeff (2002) establish

²Code to reproduce all experiments is available at <https://jake-soloff.github.io/subbagging-experiments.zip>

generalization bounds for stable learning algorithms, and Mukherjee et al. (2006) show that stability is necessary and sufficient for empirical risk minimization to be consistent; related works include (Poggio et al., 2004; Kutin and Niyogi, 2012; Freund et al., 2004). Shalev-Shwartz et al. (2010) identify stability as a necessary and sufficient condition for learnability. Stability is further relevant to differential privacy guarantees; assuming worst-case stability (often called “sensitivity” in the privacy literature) is a standard starting point for constructing differentially private algorithms (Dwork, 2008).

In the field of conformal prediction, distribution-free coverage guarantees rely upon the stability of the underlying estimators; e.g., (Steinberger and Leeb, 2016, 2018; Ndiaye, 2022). Kim and Barber (2021) show that it is essentially impossible to construct powerful hypothesis tests certifying (ε, δ) -stability, without imposing assumptions on the algorithm or on distribution of the data. Barber et al. (2021) show that the jackknife, a well-known method for constructing prediction intervals, can lose predictive coverage for unstable base algorithms, highlighting the importance of stability for predictive inference.

5.2 Stability of bagging

Bühlmann and Yu (2002) suggest (sub)bagging is most successful as a smoothing operation, softening hard threshold rules. They measure the instability of a procedure by its asymptotic variance: \mathcal{A} is stable at $x \in \mathcal{X}$ if $\hat{f}(x) \xrightarrow{P} f(x)$ as $n \rightarrow \infty$, for some fixed f . For some hard thresholding rules, they show bagging can reduce asymptotic variance.

Grandvalet (2004, 2006) exposes some limitations of the variance-reduction perspective. In particular, bagging need not reduce variance, and in simple examples its improvement over the base procedure need not relate to the original procedure’s variance. Grandvalet illustrates through experiments a robustness property of bagging: highly influential data points are systematically de-emphasized. The role of p in our main result, Theorem 3.4, underscores Grandvalet’s observation that the main stabilizing effect of bagging comes from the removal of high-leverage data points from a certain fraction of bags.

Elisseff et al. (2005) generalize standard notions of algorithmic stability (Bousquet and Elisseff, 2002) to randomized algorithms and study (sub)bagging in this context. The authors focus on improving upon the stability of an already-stable base algorithm \mathcal{A} : to ensure (ε, δ) -stability of the bagged algorithm $\tilde{\mathcal{A}}$, they require the base algorithm \mathcal{A} to be $(\varepsilon \frac{n}{m}, \delta)$ -stable.

Several works consider the stability of subbagging for much smaller bags than our guarantees require. Poggio et al. (2002) show that bagging yields algorithmic stability when m and B are chosen so that each data point lies in one bag on average. Chen et al. (2022, Theorem 5) consider subbagging when $m = o(\sqrt{n})$ and with i.i.d. data, guaranteeing stability at the level $\varepsilon = o(n^{-1/2})$. By contrast, our result does not require i.i.d. data, and gives a faster rate $\varepsilon = o(n^{-3/4})$ for fixed δ and $m = o(\sqrt{n})$ (as well as results for larger m , e.g., for $m = O(n)$).

6 Proof of Theorem 3.4

We will abbreviate predicted values using $\hat{y} := \hat{f}_\infty(x)$ and $\hat{y}^{\setminus i} := \hat{f}_\infty^{\setminus i}(x)$. Define

$$\mathcal{K} := \left\{ i \in [n] : \left| \hat{y} - \hat{y}^{\setminus i} \right| > \varepsilon \right\},$$

the set of data points with large leave-one-out error, and let $K = |\mathcal{K}|$. From Definition 2.2, we want to show $K \leq n\delta$. Summing all the inequalities defining \mathcal{K} gives

$$K\varepsilon \leq \sum_{i \in \mathcal{K}} \left| \hat{y} - \hat{y}^{\setminus i} \right| =: L_1(\mathcal{K}).$$

We will now bound the error $L_1(\mathcal{K})$ on the right-hand side.

Step 1: Simplifying the leave-one-out error. For any index sequence $r \in \text{seq}_{[n]}$, denote the value of our prediction using data \mathcal{D}_r by

$$\hat{y}^{(r)} := \mathbb{E}_\xi[\mathcal{A}(\mathcal{D}_r; \xi)(x)].$$

The aggregate predictions are related by

$$\hat{y} = \mathbb{E}_{r \sim \mathcal{Q}_n}[\hat{y}^{(r)}] \quad \text{and} \quad \hat{y}^{\setminus i} = \mathbb{E}_{r \sim \mathcal{Q}_n}[\hat{y}^{(r)} \mid i \notin r].$$

Using the definition of conditional expectation, we have

$$\begin{aligned} \hat{y} - \hat{y}^{\setminus i} &= \mathbb{E}_{r \sim \mathcal{Q}_n}[\hat{y} - \hat{y}^{(r)} \mid i \notin r] \\ &= \frac{1}{1-p} \mathbb{E}_{r \sim \mathcal{Q}_n}[(\hat{y} - \hat{y}^{(r)}) \mathbf{1}\{i \notin r\}]. \end{aligned}$$

Step 2: Expressing $L_1(\mathcal{K})$ as an expectation. Define

$$s_i := \text{sign}(\hat{y} - \hat{y}^{\setminus i}) \cdot \mathbf{1}_{i \in \mathcal{K}}.$$

For each $i \in \mathcal{K}$, $|\hat{y} - \hat{y}^{\setminus i}| = s_i(\hat{y} - \hat{y}^{\setminus i})$, so by Step 1,

$$L_1(\mathcal{K}) = \frac{1}{1-p} \mathbb{E}_{r \sim \mathcal{Q}_n} \left[(\hat{y} - \hat{y}^{(r)}) \sum_i s_i \mathbf{1}_{i \notin r} \right]. \quad (12)$$

Step 3: Bounding $L_1(\mathcal{K})$. Since $\hat{y}^{(r)} \in [0, 1]$ has mean \hat{y} , applying Cauchy–Schwarz to the right-hand side of (12),

$$L_1(\mathcal{K}) \leq \frac{1}{2(1-p)} \sqrt{\text{Var} \left(\sum_i s_i \mathbf{1}_{i \notin r} \right)}.$$

We calculate the variance as

$$\begin{aligned} \text{Var} \left(\sum_i s_i \mathbf{1}_{i \notin r} \right) &= p(1-p) \sum_i s_i^2 - q \sum_{i \neq j} s_i s_j \\ &= (p(1-p) + q) \sum_i s_i^2 - q \left(\sum_i s_i \right)^2 \\ &\leq K(p(1-p) + q), \end{aligned}$$

since $q \geq 0$ and $\sum_i s_i^2 = \sum_i \mathbf{1}_{i \in \mathcal{K}} = K$. Combining everything,

$$K\varepsilon \leq \frac{1}{2(1-p)} \sqrt{K(p(1-p) + q)}.$$

Choosing (ε, δ) to satisfy (7) implies $K \leq n\delta$. □

7 Discussion

Distribution-free uncertainty quantification yields principled statistical tools which input black-box machine learning models and produce predictions with statistical guarantees, such as distribution-free prediction or calibration. Assumption-free stability is an important addition to this list, with a number of practical implications (Section 5.1). Our work establishes assumption-free stability for bagging applied to any base algorithm. These results suggest several avenues for future investigations, including formalizing lower bounds for distribution-free, black-box stabilization and characterizing the (sub)optimality of bagging.

Acknowledgements

R.F.B. was supported by the National Science Foundation via grants DMS-1654076 and DMS-2023109, and by the Office of Naval Research via grant N00014-20-1-2337. JS was supported by NSF DMS-2023109. RW was supported by NSF DMS-2023109, AFOSR FA9550-18-1-0166, and NSF DMS-1925101.

References

- Agarwal, S., Milner, H., Kleiner, A., Talwalkar, A., Jordan, M., Madden, S., Mozafari, B. and Stoica, I. (2014). Knowing when you're wrong: building fast and reliable approximate query processing systems, *Proceedings of the 2014 ACM SIGMOD international conference on Management of data*, pp. 481–492.
- Andonova, S., Elisseeff, A., Evgeniou, T. and Pontil, M. (2002). A simple algorithm for learning stable machines, *ECAI*, pp. 513–517.
- Barber, R. F., Candes, E. J., Ramdas, A. and Tibshirani, R. J. (2021). Predictive inference with the jackknife+, *The Annals of Statistics* **49**(1): 486–507.
- Basu, S., Kumbier, K., Brown, J. B. and Yu, B. (2018). Iterative random forests to discover predictive and stable high-order interactions, *Proceedings of the National Academy of Sciences* **115**(8): 1943–1948.
- Ben-David, S., Pál, D. and Simon, H. U. (2007). Stability of k-means clustering, *International conference on computational learning theory*, Springer, pp. 20–34.
- Bousquet, O. and Elisseeff, A. (2002). Stability and generalization, *The Journal of Machine Learning Research* **2**: 499–526.
- Breiman, L. (1996a). Bagging predictors, *Machine learning* **24**(2): 123–140.
- Breiman, L. (1996b). Heuristics of instability and stabilization in model selection, *The Annals of Statistics* **24**(6): 2350–2383.
- Breiman, L. (2001). Random forests, *Machine learning* **45**(1): 5–32.
- Bühlmann, P. and Yu, B. (2002). Analyzing bagging, *The Annals of Statistics* **30**(4): 927–961.
- Candès, E. J. and Sur, P. (2020). The phase transition for the existence of the maximum likelihood estimate in high-dimensional logistic regression, *The Annals of Statistics* **48**(1): 27 – 42.
URL: <https://doi.org/10.1214/18-AOS1789>
- Chen, Q., Syrgkanis, V. and Austern, M. (2022). Debiased machine learning without sample-splitting for stable estimators, in A. H. Oh, A. Agarwal, D. Belgrave and K. Cho (eds), *Advances in Neural Information Processing Systems*.
URL: <https://openreview.net/forum?id=anqloMQdWtP>
- Dietterich, T. G. (2000). Ensemble methods in machine learning, *International workshop on multiple classifier systems*, Springer, pp. 1–15.
- Dwork, C. (2008). Differential privacy: A survey of results, *Theory and Applications of Models of Computation: 5th International Conference, TAMC 2008, Xi'an, China, April 25-29, 2008. Proceedings 5*, Springer, pp. 1–19.
- Elisseeff, A., Evgeniou, T., Pontil, M. and Kaelbling, L. P. (2005). Stability of randomized learning algorithms., *Journal of Machine Learning Research* **6**(1).

- Freund, Y., Mansour, Y. and Schapire, R. E. (2004). Generalization bounds for averaged classifiers, *The Annals of Statistics* **32**(4): 1698–1722.
- Grandvalet, Y. (2004). Bagging equalizes influence, *Machine Learning* **55**(3): 251–270.
- Grandvalet, Y. (2006). Stability of bagged decision trees, *Proceedings of the XLIII Scientific Meeting of the Italian Statistical Society*, CLEUP, pp. 221–230.
- Harrington, E. F. (2003). Online ranking/collaborative filtering using the perceptron algorithm, *Proceedings of the 20th International Conference on Machine Learning (ICML-03)*, pp. 250–257.
- Kim, B. and Barber, R. F. (2021). Black box tests for algorithmic stability, *arXiv preprint arXiv:2111.15546*.
- Kutin, S. and Niyogi, P. (2012). Almost-everywhere algorithmic stability and generalization error, *arXiv preprint arXiv:1301.0579*.
- Meinshausen, N. and Bühlmann, P. (2010). Stability selection, *Journal of the Royal Statistical Society: Series B (Statistical Methodology)* **72**(4): 417–473.
- Mukherjee, S., Niyogi, P., Poggio, T. and Rifkin, R. (2006). Learning theory: stability is sufficient for generalization and necessary and sufficient for consistency of empirical risk minimization, *Advances in Computational Mathematics* **25**(1): 161–193.
- Ndiaye, E. (2022). Stable conformal prediction sets, *International Conference on Machine Learning*, PMLR, pp. 16462–16479.
- Oza, N. C. and Russell, S. J. (2001). Online bagging and boosting, *International Workshop on Artificial Intelligence and Statistics*, PMLR, pp. 229–236.
- Poggio, T., Rifkin, R., Mukherjee, S. and Niyogi, P. (2004). General conditions for predictivity in learning theory, *Nature* **428**(6981): 419–422.
- Poggio, T., Rifkin, R., Mukherjee, S. and Rakhlin, A. (2002). Bagging regularizes, *Technical report*, MIT.
- Ren, Z., Wei, Y. and Candès, E. (2021). Derandomizing knockoffs, *Journal of the American Statistical Association* pp. 1–11.
- scikitLearn (2023). scikitlearn.decisiontreeregressor. <https://scikit-learn.org/stable/modules/generated/sklearn.tree.DecisionTreeRegressor.html>.
- Shah, R. D. and Samworth, R. J. (2013). Variable selection with error control: another look at stability selection, *Journal of the Royal Statistical Society: Series B (Statistical Methodology)* **75**(1): 55–80.
- Shalev-Shwartz, S., Shamir, O., Srebro, N. and Sridharan, K. (2010). Learnability, stability and uniform convergence, *The Journal of Machine Learning Research* **11**: 2635–2670.
- Steinberger, L. and Leeb, H. (2016). Leave-one-out prediction intervals in linear regression models with many variables, *arXiv preprint arXiv:1602.05801*.
- Steinberger, L. and Leeb, H. (2018). Conditional predictive inference for stable algorithms, *arXiv preprint arXiv:1809.01412*.
- Valentini, G. and Masulli, F. (2002). Ensembles of learning machines, *Italian workshop on neural nets*, Springer, pp. 3–20.
- Xu, H., Caramanis, C. and Mannor, S. (2011). Sparse algorithms are not stable: A no-free-lunch theorem, *IEEE transactions on pattern analysis and machine intelligence* **34**(1): 187–193.
- Yu, B. (2013). Stability, *Bernoulli* **19**(4): 1484–1500.

A Additional proofs

Proof of Theorem 3.5. Let \hat{f}_B denote the result of bagging \mathcal{A} on \mathcal{D} with B bags, and similarly $\hat{f}_B^{\setminus i}$ is the result of bagging \mathcal{A} on $\mathcal{D}^{\setminus i}$ with B bags. We want to show

$$\frac{1}{n} \sum_{i=1}^n \mathbb{P}_{\boldsymbol{\xi}, \mathbf{r}} \left\{ |\hat{f}_B(x) - \hat{f}_B^{\setminus i}(x)| > \varepsilon + \sqrt{\frac{2}{B} \log \frac{4}{\delta}} \right\} \leq 2\delta,$$

where $\boldsymbol{\xi} = (\xi^{(1)}, \dots, \xi^{(B)})$ and $\mathbf{r} = (r^{(1)}, \dots, r^{(B)})$ capture the randomness in the algorithm \mathcal{A} and bagging, respectively. By the triangle inequality and union bound,

$$\begin{aligned} & \frac{1}{n} \sum_{i=1}^n \mathbb{P}_{\boldsymbol{\xi}, \mathbf{r}} \left\{ |\hat{f}_B(x) - \hat{f}_B^{\setminus i}(x)| > \varepsilon + \sqrt{\frac{2}{B} \log \frac{4}{\delta}} \right\} \\ & \leq \frac{1}{n} \sum_{i=1}^n \mathbb{P}_{\boldsymbol{\xi}, \mathbf{r}} \left\{ |\hat{f}_B(x) - \hat{f}_\infty(x)| > \sqrt{\frac{1}{2B} \log \frac{4}{\delta}} \right\} \\ & \quad + \frac{1}{n} \sum_{i=1}^n \mathbf{1} \left\{ |\hat{f}_\infty(x) - \hat{f}_\infty^{\setminus i}(x)| > \varepsilon \right\} \\ & \quad + \frac{1}{n} \sum_{i=1}^n \mathbb{P}_{\boldsymbol{\xi}, \mathbf{r}} \left\{ |\hat{f}_\infty^{\setminus i}(x) - \hat{f}_B^{\setminus i}(x)| > \sqrt{\frac{1}{2B} \log \frac{4}{\delta}} \right\}. \end{aligned}$$

By Theorem 3.4 the middle term on the right-hand side is at most δ . By Hoeffding's inequality,

$$\mathbb{P}_{\boldsymbol{\xi}, \mathbf{r}} \left\{ |\hat{f}_B(x) - \hat{f}_\infty(x)| > t \right\} \leq 2 \exp(-2Bt^2)$$

and similarly for $|\hat{f}_B^{\setminus i}(x) - \hat{f}_\infty^{\setminus i}(x)|$. Setting the right-hand side equal to $\frac{\delta}{2}$ gives $t = \sqrt{\frac{1}{2B} \log \frac{4}{\delta}}$. \square

Proof of Theorem 3.8. By the triangle inequality,

$$\begin{aligned} & \frac{1}{n} \sum_{i=1}^n \mathbf{1} \left\{ |\hat{f}_{\infty, R}(x) - \hat{f}_{\infty, R}^{\setminus i}(x)| > \varepsilon \text{length}(R(\mathcal{D})) \right\} \\ & \leq \frac{1}{n} \sum_{i=1}^n \mathbf{1} \left\{ \frac{|\hat{f}_{\infty, R}(x) - \hat{f}_{\infty, R}^{\setminus i}(x)|}{\text{length}(R(\mathcal{D}))} > \varepsilon, R(\mathcal{D}) = R(\mathcal{D}^{\setminus i}) \right\} \\ & \quad + \frac{1}{n} \sum_{i=1}^n \mathbf{1} \left\{ R(\mathcal{D}) \neq R(\mathcal{D}^{\setminus i}) \right\} \end{aligned}$$

It suffices to show that the first term on the right-hand side is at most δ .

Each prediction $\hat{y}^{(r)} := \mathbb{E}_\xi \left[\text{Clip}_{R(\mathcal{D})}(\mathcal{A})(\mathcal{D}_r; \xi)(x) \right]$ falls in the interval $R(\mathcal{D})$. Transform each prediction by $\bar{y}^{(r)} = \frac{\hat{y}^{(r)} - \inf R(\mathcal{D})}{\text{length}(R(\mathcal{D}))}$, which satisfies $\bar{y}^{(r)} \in [0, 1]$. Thus, by Theorem 3.4 (applied to the algorithm that returns the clipped and rescaled predictions $\bar{y}^{(r)}$), their expected value under \mathcal{Q}_n is average-case (ε, δ) -stable. Rescaling the predictions completes the proof. \square

Proof of Theorem 3.7. Let $K = 1 + \lfloor \delta n \rfloor$ and $\eta = \frac{K}{n} > \delta$. For any positive integer m , define

$$\mathcal{A}^\# \left((X_1, Y_1), \dots, (X_m, Y_m) \right) (x) := \mathbf{1} \left\{ \sum_{i=1}^m X_i > \frac{mK}{n} \right\}.$$

Define $\mathcal{D} = \{(x_i, y_i)\}_{i=1}^n$ where $x_i = 1$ for $i \leq K$ and $x_i = 0$ for $i > K$. For a bag $r \in \binom{[n]}{m}$, the algorithm \mathcal{A}^\sharp therefore returns the prediction $\hat{y}(r) = \mathbf{1}\{\sum_{i \in r} X_i > \frac{mK}{n}\}$. Let \hat{y} denote the average prediction, i.e., the result of subbagging \mathcal{A}^\sharp , and let $\hat{y}^{\setminus i}$ denote the average prediction over bags excluding i . It suffices to show that $|\hat{y} - \hat{y}^{\setminus i}| > \varepsilon$ for each i with $x_i = 1$, since we then have

$$\frac{1}{n} \sum_{i=1}^n \mathbf{1}\{|\hat{y} - \hat{y}^{\setminus i}| > \varepsilon\} \geq \frac{K}{n} = \eta > \delta,$$

verifying that \mathcal{A}^\sharp fails to be (ε, δ) -stable. Let \hat{y}^i denote the average over all bags containing i . Then for any $i \leq K$ and $j > K$ (i.e., $X_i = 1$ and $X_j = 0$), by symmetry we can calculate

$$\begin{aligned} \hat{y} &= \mathbb{E}_{r \sim \mathcal{Q}_n}[\hat{y}(r)] \\ &= \frac{K}{n} \mathbb{E}_{r \sim \mathcal{Q}_n}[\hat{y}(r) \mid i_1 \leq K] + \frac{n-K}{n} \mathbb{E}_{r \sim \mathcal{Q}_n}[\hat{y}(r) \mid i_1 > K] \\ &= \eta \mathbb{E}_{r \sim \mathcal{Q}_n}[\hat{y}(r) \mid i_1 = i] + (1-\eta) \mathbb{E}_{r \sim \mathcal{Q}_n}[\hat{y}(r) \mid i_1 = j] \\ &= \eta \mathbb{E}_{r \sim \mathcal{Q}_n}[\hat{y}(r) \mid i \in r] + (1-\eta) \mathbb{E}_{r \sim \mathcal{Q}_n}[\hat{y}(r) \mid j \in r] \\ &= \eta \hat{y}^i + (1-\eta) \hat{y}^j. \end{aligned}$$

Similarly, we have

$$\begin{aligned} \hat{y} &= \mathbb{E}_{r \sim \mathcal{Q}_n}[\hat{y}(r)] \\ &= p \mathbb{E}_{r \sim \mathcal{Q}_n}[\hat{y}(r) \mid i \in r] + (1-p) \mathbb{E}_{r \sim \mathcal{Q}_n}[\hat{y}(r) \mid i \notin r] \\ &= p \hat{y}^i + (1-p) \hat{y}^{\setminus i}. \end{aligned}$$

Combining these calculations,

$$\hat{y} - \hat{y}^{\setminus i} = \frac{p}{1-p} (\hat{y}^i - \hat{y}) = \frac{p}{1-p} (1-\eta) (\hat{y}^i - \hat{y}^j).$$

Similarly, noting that $\mathbb{P}\{j \in r \mid i \in r\} = \frac{m-1}{n-1}$, we have

$$\hat{y}^i = \frac{m-1}{n-1} \hat{y}^{ij} + \frac{n-m}{n-1} \hat{y}^{i \setminus j},$$

where \hat{y}^{ij} averages $\hat{y}(r)$ over bags containing both i and j , and similarly $\hat{y}^{i \setminus j}$ averages over bags containing i and not j . We write $\hat{y}^{i \setminus j}$ and $\hat{y}^{j \setminus i}$ as hypergeometric tail probabilities:

$$\begin{aligned} \hat{y}^{i \setminus j} &= \mathbb{P}_{H \sim \text{HyperGeometric}(n-2, m-1, K-1)} \left\{ 1 + H > \frac{mK}{n} \right\} \\ \hat{y}^{j \setminus i} &= \mathbb{P}_{H \sim \text{HyperGeometric}(n-2, m-1, K-1)} \left\{ H > \frac{mK}{n} \right\}. \end{aligned}$$

Combining our findings,

$$\begin{aligned} \hat{y} - \hat{y}^{\setminus i} &= \frac{p(1-\eta)}{1-p} \frac{n-m}{n-1} (\hat{y}^{i \setminus j} - \hat{y}^{j \setminus i}) \\ &= \frac{m(1-\eta)}{n-1} \mathbb{P}_{H \sim \text{HyperGeometric}(n-2, m-1, K-1)} \left\{ H = \left\lfloor \frac{mK}{n} \right\rfloor \right\} \\ &= \frac{m - \lfloor \frac{mK}{n} \rfloor}{n} \mathbb{P}_{H \sim \text{HyperGeometric}(n-1, m, K-1)} \left\{ H = \left\lfloor \frac{mK}{n} \right\rfloor \right\} \\ &\geq (1 - \delta - n^{-1}) p \mathbb{P}_{H \sim \text{HyperGeometric}(n-1, m, K-1)} \{H = \lfloor p(1 + \lfloor n\delta \rfloor) \rfloor\} \\ &> \varepsilon, \end{aligned}$$

where the last step holds by assumption on ε . This verifies that (ε, δ) -stability fails to hold, and thus completes the proof. \square

Proof of Theorem 3.9. (i) Fix $\mathcal{A}, \mathcal{D}, x$, and let $\hat{f}_\infty^i = \mathbb{E}_{r \sim \mathcal{Q}_{n,\xi}}[f^{(r)} \mid i \in r]$. Observe that $\hat{f} = p\hat{f}_\infty^i + (1-p)\hat{f}_\infty^{\setminus i}$, so

$$|\hat{f}_\infty(x) - \hat{f}_\infty^{\setminus i}(x)| = p|\hat{f}_\infty^i(x) - \hat{f}_\infty^{\setminus i}(x)| \leq p$$

for all i . This proves $(p, 0)$ -stability, and therefore, (p, δ) -stability holds for all δ .

(ii) Let $\mathcal{A}^\dagger(\mathcal{D})(x) = \mathbf{1}\{\exists(\tilde{x}, \tilde{y}) \in \mathcal{D} : \tilde{x} = x\}$ —i.e., the algorithm checks whether x belongs to the training bag. Take $\mathcal{D} = (x_i, y_i)_{i=1}^n$ such that every x_i is unique. Then, for each i , $\hat{f}_\infty^{\setminus i}(x_i) = 0$ holds trivially, while $\hat{f}_\infty(x_i) = \Pr\{i \in r\} = p$. Therefore,

$$\left| \hat{f}_\infty(x_i) - \hat{f}_\infty^{\setminus i}(x_i) \right| = p$$

for all $i \in [n]$, proving that (ε, δ) -stability cannot hold for any $\varepsilon < p$ when $\delta < 1$. \square

Proof of Corollary 3.6. Each leave-one-out error is at most p by Theorem 3.9, so their average is at most p as well, which proves that the first term in the minimum holds. For the second term, by Theorem 3.4,

$$\begin{aligned} \frac{1}{n} \sum_{i=1}^n \left| \hat{f}_\infty(x) - \hat{f}_\infty^{\setminus i}(x) \right| &= \int_0^p \frac{1}{n} \sum_{i=1}^n \mathbf{1}\left\{ \left| \hat{f}_\infty(x) - \hat{f}_\infty^{\setminus i}(x) \right| > \varepsilon \right\} d\varepsilon \\ &\leq \int_0^p \min \left\{ 1, \frac{1}{4n\varepsilon^2} \left(\frac{p}{1-p} + \frac{q}{(1-p)^2} \right) \right\} d\varepsilon \leq \sqrt{\frac{1}{n} \left(\frac{p}{1-p} + \frac{q}{(1-p)^2} \right)}, \end{aligned}$$

completing the proof. \square

B Additional empirical results

Experiments analogous to those on logistic regression in the main body of the manuscript are repeated where the base algorithm is a regression tree.³ We simulate from the following model

$$\begin{aligned} (X_i, \alpha_i, \beta_i) &\stackrel{\text{iid}}{\sim} \text{Unif}([0, 1]^d) \times \text{Unif}([-0.25, 0.25]) \times \text{Unif}([0, 1]), \\ Y_i &= \sum_{j=1}^d \sin\left(\frac{X_{ij}}{j}\right) + \alpha_i \mathbf{1}\{i \equiv 1 \pmod{3}\} + \beta_i \mathbf{1}\{i \equiv 1 \pmod{4}\} \end{aligned}$$

We apply `sklearn.tree.DecisionTreeRegressor` (scikitLearn, 2023) to train the regression trees, setting `max_depth=50` and all other parameters set to their default values.

Figure 3 (left) shows the leave-one-out perturbation $|\hat{f}(x) - \hat{f}^{\setminus i}(x)|$ for two different algorithms: a regression tree, and regression trees with subbagging (given by $\hat{f}_B(x) := \frac{1}{B} \sum_{b=1}^B \hat{f}^{(b)}(x)$, where each $\hat{f}^{(b)}$ is a model fitted on $m = n/2$ out of n training data points sampled at random without replacement). We can clearly see that this perturbation is often far larger for a regression tree than for its subbagged version.

In Figure 3 (right), we see that the subbagged algorithm is highly stable—in particular, the blue curve lies below the black dotted line, showing that subbagged regression trees satisfy the theoretical guarantee of Theorem 3.4. By contrast, for $n = 500$ and $d = 40$, the red curve lies much higher in the plot, showing greater instability; this reveals that the base algorithm, a regression tree with a maximum depth of 50, is highly unstable.

³Code to reproduce all experiments is available at <https://jake-soloff.github.io/subbagging-experiments.zip>

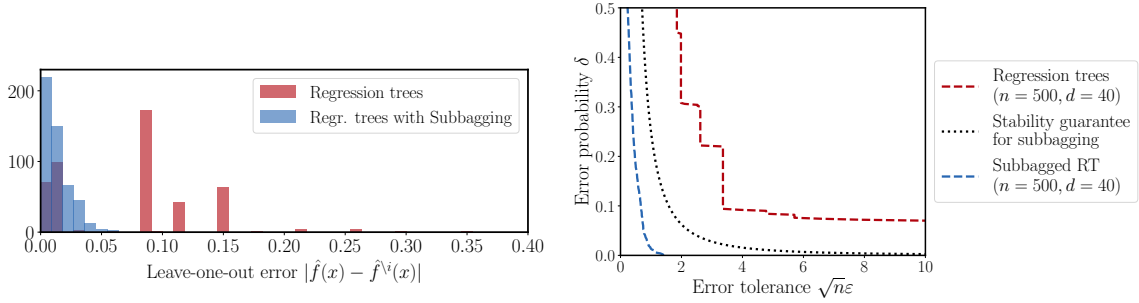


Figure 3: Distribution of leave-one-out errors for regression trees (red) and subbagged regression trees with $m = n/2$ (blue). Left: Histogram showing long tail of regression trees. Right: For each ϵ , we plot the smallest δ such that the algorithm is $((Y_{(n)} - Y_{(1)})\epsilon, \delta)$ -stable in the sense of Equation (4). Higher curves thus represent greater instability.

C Phase diagram

Figure 4 shows a phase diagram illustrating the statements of Theorem 3.4 and Theorem 3.7 for $n = 500$, $p = 1/2$, and $q = p(1 - p)/(n - 1) = 1/1996$, which are the values of p and q for subbagging with $m = n/2$ (see Table 1). The blue line shows, for each δ , the minimum ϵ satisfying (7), and the shaded blue region shows additional (ϵ, δ) pairs satisfying the inequality. This means that, for any base algorithm \mathcal{A} with outputs in $\mathcal{Y} = [0, 1]$, its subbagged version is guaranteed to satisfy (ϵ, δ) -stability for any pair (ϵ, δ) in the blue shaded region. Similarly, the red line shows, for each δ , the maximum ϵ satisfying (9). This means that, for any (ϵ, δ) in the red shaded region, we can construct an algorithm \mathcal{A}^\sharp , again with outputs in $\mathcal{Y} = [0, 1]$, such that its subbagged version fails to be (ϵ, δ) -stable.

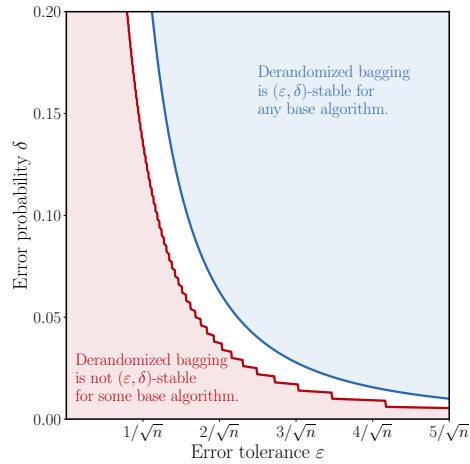


Figure 4: Phase diagram comparing Theorems 3.4 and 3.7. The smooth, blue curve shows the tradeoff (7); the red, jagged curve shows the tightness condition (9). We chose $n = 500$, and take p and q according to subbagging with $m = n/2$ (see Table 1). For any (ϵ, δ) in the blue region, derandomized bagging is (ϵ, δ) -stable for any base algorithm with bounded outputs. For any (ϵ, δ) in the red region, derandomized bagging is not (ϵ, δ) -stable for one of the (family of) base algorithms presented in the proof of Theorem 3.7.