

# BillionCOV: An Enriched Billion-scale Collection of COVID-19 tweets for Efficient Hydration

Rabindra Lamsal, Maria Rodriguez Read, Shanika Karunasekera

School of Computing and Information Systems  
The University of Melbourne  
Melbourne, Victoria 3010  
{r.lamsal,maria.read,karus}@unimelb.edu.au

## Abstract

The COVID-19 pandemic introduced new norms such as social distancing, face masks, quarantine, lockdowns, travel restrictions, work/study from home, and business closures, to name a few. The pandemic’s seriousness made people vocal on social media, especially on microblogs such as Twitter. Researchers have been collecting and sharing large-scale datasets of COVID-19 tweets since the early days of the outbreak. Sharing raw Twitter data with third parties is restricted; users need to hydrate tweet identifiers in a public dataset to re-create the dataset locally. Large-scale datasets that include original tweets, retweets, quotes, and replies have tweets in billions which takes months to hydrate. The existing datasets carry issues related to *proportion* and *redundancy*. We report that more than 500 million tweet identifiers point to deleted or protected tweets. In order to address these issues, this paper introduces an enriched global billion-scale English-language COVID-19 tweets dataset, **BillionCOV**<sup>1</sup>, that contains 1.4 billion tweets originating from 240 countries and territories between October 2019 and April 2022. Importantly, *BillionCOV* facilitates researchers to filter tweet identifiers for efficient hydration. This paper discusses associated methods to fetch raw Twitter data for a set of tweet identifiers, presents multiple tweets’ distributions to provide an overview of *BillionCOV*, and finally, reviews the dataset’s potential use cases.

## Introduction

As of December 20, 2022, the confirmed cases of Coronavirus disease 2019 (COVID-19) have reached over 658 million, with 6.67 million deaths and 632 million recovered cases (Worldometer 2022). The virus was first identified in an outbreak in Wuhan, China, in December 2019, and shortly after a few weeks, it spread to other regions of China and subsequently worldwide. The World Health Organization (WHO) declared the outbreak a public health emergency of international concern on January 30, 2020, and a pandemic on March 11, 2020. States and territories worldwide attempted to contain the spread of the virus by initiating strict lockdowns and even curfews. Since the outbreak, global citizens have had to adjust their lifestyles with new norms such as social distancing, face masks, quarantine, lockdowns, travel restrictions, and business closures.

The seriousness of the pandemic made people significantly verbal on social media, particularly on microblog platforms such as Twitter.

Twitter discussions, i.e., tweets, regarding the pandemic have been reported to be in hundreds of millions. Numerous COVID-19 tweet collections (Chen et al. 2020; Lamsal 2021; Banda et al. 2021; Imran, Qazi, and Ofli 2022) have been released, anticipating that they would assist researchers in the crisis informatics domain to explore the conversational dynamics of the pandemic through diverse sets of spatial and temporal analyses. Such datasets release tweet identifiers to comply with Twitter’s data redistribution policy<sup>2</sup>. Each tweet has a unique identifier on the platform. The identifiers in a public dataset should be “hydrated” to re-create it locally. Fetching raw Twitter data for a set of identifiers from Twitter servers using their tweet lookup endpoint is known as “hydration of tweet identifiers”. To maintain reliability and scalability, Twitter places rate limits on the number of requests that can be made to its APIs. Each of their endpoints has different rate limits<sup>3</sup>. For instance, their tweet lookup endpoint, which is used for hydrating tweet identifiers, allows up to 900 requests per 15-minute window. With each request fetching 100 tweets, 8.64 million tweet identifiers can be hydrated in a day.

However, tweets in (Chen et al. 2020; Lamsal 2021; Imran, Qazi, and Ofli 2022) are above 2 billion, and at a rate of 8.6 million tweets per day, it would take more than seven months to hydrate one of these datasets. COVID-19 datasets sharing geotagged tweets and region-specific tweets are comparatively small and can be hydrated within a reasonable time; however, global datasets that include original tweets, retweets, quotes, and replies have tweets in billions which takes months to hydrate. Also, the majority of the existing large-scale datasets are multilingual, thus reporting fewer English-language tweets because of limits associated with Twitter’s filtered stream endpoint. Furthermore, some existing datasets provide none to a few sets of additional tweet objects for filtering tweet identifiers, and some have limited temporal coverage. Therefore, in order to address these issues, we introduce an enriched global billion-scale English-language COVID-19 tweets dataset, *Billion-*

<sup>1</sup><https://dx.doi.org/10.21227/871g-yp65>

<sup>2</sup><https://developer.twitter.com/en/developer-terms/policy/>

<sup>3</sup><https://developer.twitter.com/en/docs/twitter-api/rate-limits/>

*COV*, which facilitates researchers to filter tweet identifiers before hydration. Also, this paper serves as a tutorial on tweet hydration as we discuss associated methods to fetch raw Twitter data for a set of tweet identifiers.

## Related Work

Researchers and laboratories worldwide have been collecting and sharing multiple COVID-19 tweets datasets. Some of them are multilingual (Chen et al. 2020; Banda et al. 2021; Imran, Qazi, and Ofli 2022), while some are language-specific (Alqurashi, Alhindi, and Alanazi 2020; Haouari et al. 2020; Lamsal 2020b,a) and region-specific (Lamsal, Harwood, and Read 2022). Hydrating existing global COVID-19 datasets can take a significant amount of time, as they usually have from hundreds of millions to billions of tweets. (Chen et al. 2020) maintain a multilingual COVID-19 tweets repository and release only tweet identifiers. The oldest tweets in their dataset date back to January 21, 2020, and as per their latest release (v2.103), the dataset has 2.678 billion tweets. Similarly, (Banda et al. 2021) maintain a multilingual repository with the oldest tweets dating back to January 1, 2020, and share tweet identifiers and date/time information, and additional tweet objects (for tweets after August 2020) — language and country code. (Lamsal 2020b) maintains a repository of more than 2.2 billion tweet identifiers and their respective sentiment scores. The oldest tweets in the dataset date back to October 1, 2019. (Imran, Qazi, and Ofli 2022) share 2 billion tweet identifiers alongside tweet objects such as date/time, language, user identifier, replies/quotes labels, sentiment scores, and geo-information. The oldest tweets in their dataset date back to February 1, 2020.

## Issue with existing datasets

Billion-scale multilingual datasets raise issues related to *proportion* and *redundancy*. The *proportion* issue exists due to limits placed by Twitter on its filtered stream endpoint. Since 450 requests are allowed per 15-minute window per application, a maximum of 4.32 million tweets can be fetched in 24 hours. Also, the endpoint’s payload returns 1% of the entire Twitter data at a particular time. The language-based distribution of tweets in multilingual datasets shows a higher prevalence of English, Spanish, Portuguese, French, and Indonesian languages (Chen et al. 2020; Banda et al. 2021; Imran, Qazi, and Ofli 2022). As a result, multi-lingual datasets contain fewer tweets for a language unless numerous language-dedicated data collections are done and merged later. For instance, (Chen et al. 2020) report the presence of 1.7 billion English-language tweets in their multi-lingual corpus of 2.678 billion tweets, while (Lamsal 2020b) reports 2.2 billion English-language tweets in their English-only collection. Regarding the *redundancy* issue, the size and/or multi-lingual nature of the existing datasets become a concern for researchers who want to hydrate only English-language tweets, geo-specific, or certain tweet types (original tweets, retweets, quotes, replies). The entire dataset needs hydration and later filtration to re-create the desired dataset. (Banda et al. 2021; Imran, Qazi, and Ofli

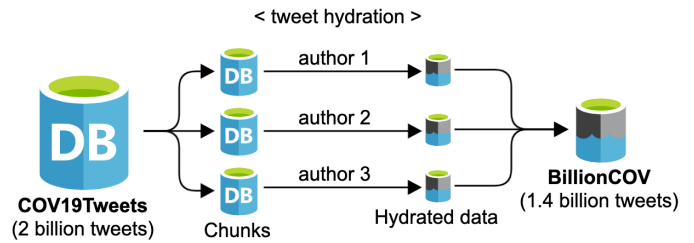


Figure 1: The data curation process. The three chunks of the *COV19Tweets* dataset were hydrated separately by the three respective authors.

2022) do provide additional tweet objects to help filter tweet identifiers before hydration; however, (Banda et al. 2021) provide a limited set of tweet objects and (Imran, Qazi, and Ofli 2022), with a comprehensive list of tweet objects, received its last release on March 31, 2021. Tweet identifiers can also point to either deleted or protected tweets. None of the datasets in the literature seem to filter out those kinds of tweets.

As a contribution to the literature, we introduce an enriched global billion-scale English-language COVID-19 tweets dataset, *BillionCOV*, which solves the issues related to *proportion* and *redundancy*. *BillionCOV* is an English-only collection and therefore addresses the *proportion* issue for English language only. And regarding the *redundancy* issue, *BillionCOV* is curated by filtering out deleted and protected tweets from (Lamsal 2020b), and most importantly, the dataset includes additional tweet data useful for filtering tweet identifiers before hydration. The dataset facilitates the filtration of tweet identifiers as per the following contexts: Is this a reply tweet? (TRUE/FALSE), Is this a retweet? (TRUE/FALSE), Is this a quote tweet? (TRUE/FALSE), Is the author of the tweet verified? (TRUE/FALSE), and country (e.g., US, AU, etc.).

## Data Curation

We hydrated 2 billion tweet identifiers present in *COV19Tweets* (Lamsal 2020b), following the process shown in Figure 1, using *twarc* python library. Refer to (Lamsal 2021) for details regarding keywords and hashtags, endpoints, collection strategy, and infrastructure used for curating *COV19Tweets*. At the time of hydration, the dataset contained tweets created between October 1, 2019, and April 27, 2022. With three authors hydrating the three separate chunks, it took us just over 2.5 months to fully hydrate 2 billion tweet identifiers. The hydration ran from August 2022 to October 2022. Out of 2 billion identifiers, we retrieved 1.4 billion tweets, with more than 500 million tweet identifiers pointing to either deleted or protected tweets. As per official reports<sup>4</sup>, while enforcing the COVID-19 misleading information policy, Twitter challenged 11.72 million accounts, suspended 11,230 accounts, and removed over 97,674 content (worldwide) between January 2020 and September 2022. When accounts are suspended/removed,

<sup>4</sup><https://transparency.twitter.com/en/reports/covid19.html>

the retweets associated with those accounts are unavailable, and (Lamsal 2020b) includes all forms of tweets, including retweets. Users may also delete or make their profile protected. All these factors resulted in the unavailability of around 25% of the 2 billion tweets. Avoiding the hydration of solely the unavailable tweets saves almost two months in a single hydration task. Twitter provides a *batch compliance* endpoint to check the availability of each tweet identifier (e.g., deleted, protected); however, *BillionCOV* waives this extra effort for those 500 million tweet identifiers. Note that *BillionCOV* might still contain tweet identifiers that point to deleted or protected tweets when hydrated since a tweet can be deleted or made protected by its author at any time.

There are numerous tools available for hydrating tweet identifiers. Some of the widely used ones are *Hydrator* and *twarc*. *Hydrator*<sup>5</sup> is a desktop application, while *twarc*<sup>6</sup> is both a command line tool and a Python library. Archiving billions of tweets as JSONL data can take terabytes of space, so every use case might not require archiving the complete set of tweet objects. Some of the retrievable tweet objects are given in Table 1. *twarc* provides more flexibility as we get to decide which tweet objects are to be retrieved. Both of these tools handle the rate limits set by Twitter across its endpoints. In this study, we used *twarc* and retrieved all possible tweet objects for each tweet identifier in (Lamsal 2020b).

## Dataset Structure and Hydration

*BillionCOV* has 1.4 billion tweets, and if the use case requires hydrating all available tweets, note that it will take more than 5 months to re-create the dataset locally in a single hydration task. Running multiple such tasks through collaborations, without violating Twitter’s terms of service, can decrease the hydration time significantly. We split the whole dataset into multiple parts, each with 50 million tweets. Consider concatenating or further splitting the files depending on the machine’s memory where hydration is planned. Once the hydration completes, the JSONL data can be exported to CSV<sup>7</sup> and used as *pandas* DataFrame for analysis. Parallel computing libraries such as *Dask*<sup>8</sup> can be used if the resulting CSV is not loadable into the memory with *pandas*.

However, if the use case needs a specific set of tweets, the tweet identifiers need filtration. The additional tweet data we provide in *BillionCOV* are as follows:

- (*id*) refers to the unique identifier of a tweet
- (*is\_reply*) refers to “Is this a reply tweet?”
- (*is\_retweet*) refers to “Is this a retweet?”
- (*is\_quote*) refers to “Is this a quote tweet?”
- (*country*) refers to country code

After hydration, we obtained over 90 tweet objects, some of which are listed in Table 1. The reference tweet meta-data in the hydrated dataset included fields for replied

to *id*, *retweeted id*, and *quoted id*. These fields referred to the identifier of the referenced tweet based on whether a tweet was a reply, retweet, or quoted tweet. We used this information to generate data for *is\_reply*, *is\_retweet*, and *is\_quote*, with these three columns containing boolean values of TRUE or FALSE. If a tweet in the dataset has all three of these values as FALSE, it is considered to be an original tweet.

We do not release tweet creation date/time as this meta-data is redundant. Twitter generates tweet identifiers based on timestamps, which are not sequential. Algorithms 1 and 2 show the Python implementation for converting a tweet identifier to its human-readable timestamp and vice versa. Using this information, the tweet identifiers can be filtered at the temporal level and then hydrated.

In either use case, hydrating complete or specific set of *BillionCOV*, there are two ways — archiving all tweet objects or only the selected ones. Algorithm 3 presents a command line use of *twarc* for archiving all tweet objects, and Algorithm 4 explains the usage of *twarc* as a python library for archiving a selected set of tweet objects. Refer to Appendix A for *tweet data dictionary*, which provides a comprehensive list of tweet objects retrievable using *twarc*.

---

### Algorithm 1: Conversion of tweet identifier to timestamp

---

**Input:** tweet identifier

**Output:** timestamp

```

1: import time
2: tweet_id=tweet id here
3: shifted_id=tweet_id >> 22 {applying right shift operator on tweet ID}
4: timestamp=shifted_id + 1288834974657 {the default Twitter epoch is equivalent to November 04, 2010 01:42:55 AM UTC}
5: data_time=time.ctime(timestamp/1000)
```

---



---

### Algorithm 2: Conversion of timestamp to tweet identifier

---

**Input:** timestamp

**Output:** tweet identifier

```

1: import datetime
2: epoch=datetime.datetime.utcnow().timestamp()
3: dt=datetime.datetime(timestamp here) {timestamp format: year, month, day, hour, minute, second, microsecond; e.g., 2022, 1, 1, 0, 0, 0, 000000}
4: milisecond_epoch=int((dt-epoch).total_seconds()*1000)
5: epoch=milisecond_epoch - 1288834974657
6: tweet_id=epoch << 22 {applying left shift operator}
```

---

## The BillionCOV Dataset

In this section, we briefly explore the dataset, discuss its potential use cases and provide additional information.

<sup>5</sup><https://github.com/DocNow/hydrator/releases>

<sup>6</sup><https://twarc-project.readthedocs.io/en/latest/>

<sup>7</sup><https://github.com/DocNow/twarc-csv>

<sup>8</sup><https://docs.dask.org/en/stable/>

Table 1: Below are some of the retrievable tweet objects. For a description of each object, refer to the tweet lookup endpoint’s documentation<sup>#</sup>.

<b>General:</b> id, conversation id, creation datetime, tweet, language, source, reply settings, possibly sensitive, author id, in reply to user id, retweeted user id, quoted user id
<b>Referenced tweets:</b> replied to id, retweeted id, quoted id
<b>Public metrics:</b> like count, quote count, reply count, retweet count
<b>Edit controls:</b> edits remaining, editable until, is edit eligible
<b>Withheld:</b> scope, copyright, country codes
<b>Entities:</b> annotations, cashtags, hashtags, mentions, urls, contexts
<b>Attachments:</b> media, media keys, poll duration minutes, poll end datetime, poll id, poll options, poll voting status
<b>Author:</b> id, creation datetime, username, name, description, location, pinned tweet id, profile image url, protected, url, verified, withheld scope, withheld copyright, withheld country codes
<b>Author Entities:</b> description cashtags, description hashtags, description mentions, description urls
<b>Author public metrics:</b> followers count, following count, listed count, tweet count
<b>Geo:</b> coordinates, coordinates type, country, country code, full name, bounding box, name, place id, place type

<sup>#</sup><https://developer.twitter.com/en/docs/twitter-api/tweets/lookup/api-reference/get-tweets>

Algorithm 3: Archiving all tweet objects using twarc’s command line functionality

**Input:** txt/csv file containing tweet identifiers on each line, without quotes or header

**Output:** hydrated JSONL data

- 1: `twarc2 hydrate --consumer-key your-consumer-key-here --consumer-secret your-consumer-secret-here --access-token your-access-token-here --access-token-secret your-access-token-secret-here your-ids-file.txt where/to/save/the/hydrated/data.jsonl`
- 2: `nohup hydration-command-here > output.out 2>&1 & {Hydration is a time-consuming task. Use nohup to continue the task in the background. The progress output is saved in output.out.}`

## Description

*BillionCOV* has 1,410,446,121 English-language tweets regarding the COVID-19 pandemic, originating from 240 countries and territories between October 2019 and April 2022. (Lamsal 2020b) used the Full-archive search endpoint to collect historical tweets beyond March 2020. The daily distributions of all tweets (for the globe) and geo-tagged tweets (for selected countries) alongside confirmed COVID-19 cases are presented in Figure 2. The data source for the confirmed cases is *Our World in Data*<sup>9</sup>. United States, United Kingdom, India, Canada, and Australia are the top 5 countries in the discourse (based on the *geo.country* tweet object) and are followed by South Africa, Ireland, Nigeria, Philippines, and Malaysia in the top 10. A comprehensive list of countries participating in the discourse is in Table 2.

We report the following proportion for different tweet types in the dataset (as shown in Figure 3): 14.7% are original tweets, 66.9% are retweets, 11.9% are reply tweets, and 6.5% are quote tweets. 12.2 million tweets, i.e., approximately 0.87%, in the dataset have valid geo objects.

<sup>9</sup><https://ourworldindata.org/covid-cases>

Algorithm 4: Archiving selected tweet objects with twarc

**Input:** txt/csv file containing tweet identifiers on each line, without quotes or header

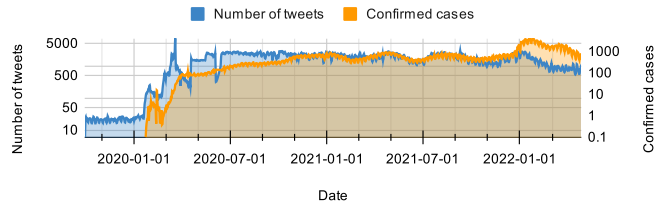
**Output:** hydrated JSONL data

- 1: `from twarc import Twarc`
- 2: `consumer_key="consumer-key-here"`
- 3: `consumer_secret="consumer-secret-here"`
- 4: `access_token="access-token-here"`
- 5: `access_token_secret="access-token-secret-here"`
- 6: `t=Twarc(consumer_key, consumer_secret, access_token, access_token_secret)`
- 7: **for** `tweet` **in** `t.hydrate(open("ids.txt"))` **do**
- 8:   `tweetID=tweet["id_str"]`
- 9:   `tweetText=tweet["full_text"]`
- 10:   `language=tweet["lang"]`
- 11:   `source=tweet["source"]`
- 12:   `repliedToId=tweet["in_reply_to_status_id"]` {returns referenced tweet’s identifier, else *None* if tweet is not a reply. The same notion applies to retweets and quoted tweets}
- 13:   `geoCoordinates=tweet["coordinates"]["coordinates"]` {Gives [lon,lat] pair if the tweet is geotagged with point coordinates}
- 14:   `country=tweet["place"]["country"]` {valid, if place information is available}
- 15:   `userCreated=tweet["user"]["created_at"]`
- 16:   `userProfileLocation=tweet["user"]["location"]`
- 17:   `userFollowerCount=tweet["user"]["followers_count"]` {Similar procedure can be followed for the remaining objects. Refer to Appendix A for a detailed schema of the *tweet data dictionary*.}
- 18: **end for**

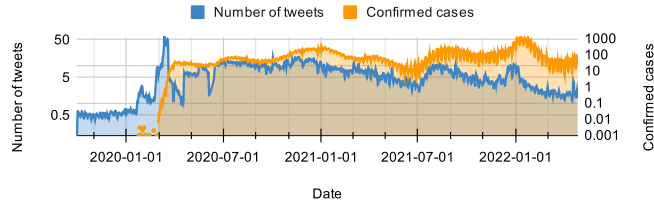
However, since retweets have NULL geo objects and when therefore excluded, 2.62% of the (original, reply, and quote) tweets in *BillionCOV* are geotagged.

Regarding account types (shown in Figure 4), 45 million tweets were generated by verified accounts and 1.365 billion

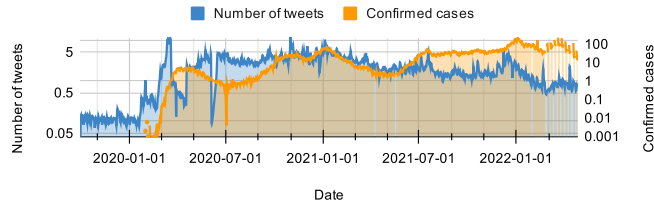
Global



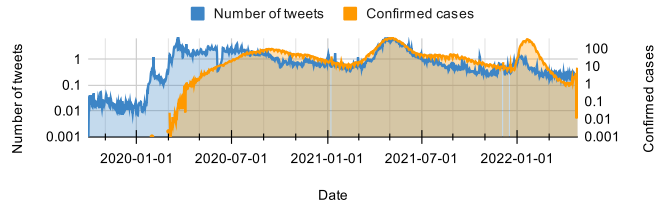
United States



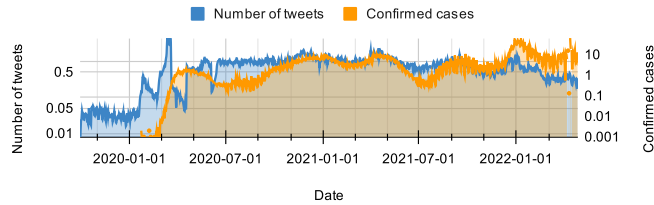
United Kingdom



India



Canada



Australia

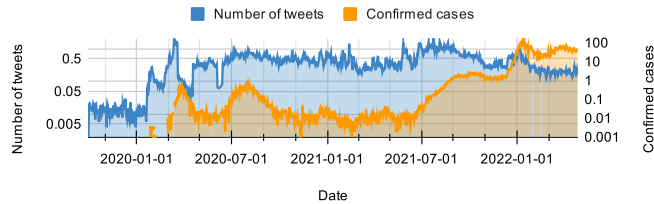


Figure 2: Daily distributions of tweets and confirmed cases for the globe and top 5 countries in the discourse. Global distribution includes all tweets and country-specific distribution includes geotagged tweets. For all distributions, Y-axes are in log scale with a scale factor of 1000.

Table 2: Top 100 countries in the discourse with respect to geotagged tweets. Table lists ISO alpha-2 country codes<sup>#</sup>.

SN	Country	Tweets	SN	Country	Tweets
1	US	5,982,937	51	NO	8,324
2	GB	2,021,222	52	LB	8,231
3	IN	1,011,205	53	AR	8,133
4	CA	693,421	54	PL	8,020
5	AU	393,476	55	MV	7,913
6	ZA	267,037	56	GR	7,832
7	IE	199,574	57	AT	7,525
8	NG	167,662	58	FI	6,911
9	PH	111,392	59	FJ	6,894
10	MY	79,916	60	BB	6,766
11	KE	74,437	61	VN	6,229
12	PK	73,335	62	MM	6,205
13	NZ	66,318	63	TZ	6,128
14	DE	53,905	64	YE	6,018
15	GH	47,040	65	MW	5,897
16	UG	45,177	66	CY	5,284
17	ES	44,971	67	EG	5,164
18	NL	41,300	68	OM	4,762
19	FR	38,605	69	RW	4,527
20	ID	35,599	70	RU	4,481
21	IT	35,050	71	CL	4,458
22	JM	32,835	72	BH	4,207
23	AE	31,700	73	CZ	4,093
24	MX	28,142	74	KW	3,899
25	BR	27,474	75	ET	3,323
26	TH	24,741	76	AG	3,306
27	JP	23,884	77	PA	3,183
28	BE	22,170	78	KH	3,161
29	SG	20,847	79	CR	3,053
30	BW	18,476	80	DO	2,862
31	CN	18,067	81	RO	2,834
32	SA	17,756	82	LS	2,834
33	LK	17,521	83	HU	2,690
34	CH	16,993	84	RS	2,627
35	SE	15,232	85	EC	2,609
36	TT	14,919	86	PE	2,543
37	ZW	13,726	87	VE	2,369
38	IL	12,743	88	MT	2,367
39	HK	12,610	89	IQ	2,334
40	NP	11,049	90	BM	2,301
41	QA	10,766	91	GM	2,260
42	TR	10,591	92	CM	2,246
43	PT	9,851	93	LC	2,214
44	BS	9,324	94	UA	2,171
45	DK	9,121	95	HR	2,097
46	KR	9,117	96	SO	2,062
47	BD	8,998	97	UY	2,013
48	CO	8,994	98	JO	1,884
49	TW	8,956	99	HN	1,824
50	ZM	8,797	100	SZ	1,818

other countries with at least 500 tweets (ordered by their frequency): IS, GI, MU, MA, IR, KY, GT, SL, CU, XK, GE, BG, TN, PG, BN, SN, VC, LV, CD, KZ, LU, BZ, PY, SI, SV, VI, AL, GD, SK, AF, LT, MZ, BT, LR, SD, EE, NI, CI, AW, TC, GY, AZ, GU, DZ, BA, MN, KN

<sup>#</sup>[https://en.wikipedia.org/wiki/ISO\\_3166-1\\_alpha-2](https://en.wikipedia.org/wiki/ISO_3166-1_alpha-2)

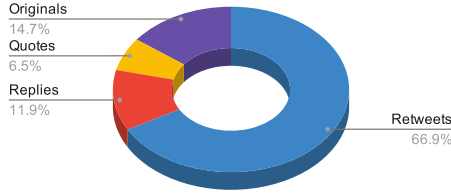


Figure 3: Proportion of original tweets, retweets, quote tweets, and reply tweets.

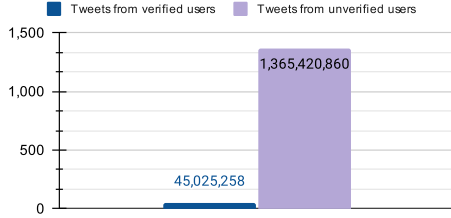


Figure 4: Tweets from verified users versus unverified users (scale factor of 1 million).

tweets by unverified accounts. Verified accounts on Twitter indicate active, notable, and authentic accounts of public interest. We also explored the *source* tweet object for all tweets in *BillionCOV*. Twitter’s native apps for iPhone, Android, Web, and iPad are the top 4 sources contributing more than 1.32 billion tweets. The list continues with TweetDeck, WordPress.com, Hootsuite Inc., dlvr.it, IFTTT, and Twitter Web Client as the top 10 sources. The top sources contributing at least 200k tweets are listed in Table 3.

## Use cases

Below we discuss some potential use cases of *BillionCOV*.

- The globe or region-specific Twitterverse can be explored through topic modeling (Abd-Alrazaq et al. 2020) and opinion mining (Boon-Itt, Skunkun et al. 2020) to examine the public perception of the COVID-19 pandemic and discover the trends and themes of concerns tweeted. The number of topics during a pandemic can be in the thousands, as district-, county-, city-, state-, and country-level large and small events accumulate over time. Exploring evolving nature of events at a large scale can be beneficial to obtain a historical comprehensive situational view of the pandemic in a region. Studying such conversation dynamics also aids in designing future automated information systems for pandemic management.
- Twitter users interact through replies, retweets, quotes, likes, followings, etc., forming associations that emerge into complex social network structures, eventually unlocking possibilities for social network analysis (Ahmed et al. 2020; Park, Park, and Chong 2020; Gruzd and Mai 2020; Lamsal 2021). Analysis of such complex networks, at a large scale, assists in investigating multi-

Table 3: Top 30 sources of tweets.

SN	Source	Tweets
1	Twitter for iPhone	510,113,303
2	Twitter for Android	447,517,798
3	Twitter Web App	300,622,532
4	Twitter for iPad	65,400,331
5	TweetDeck	13,800,728
6	WordPress.com	6,454,537
7	Hootsuite Inc.	5,981,518
8	dlvr.it	5,386,122
9	IFTTT	3,917,407
10	Twitter Web Client	3,214,067
11	Twitter	3,078,620
12	Buffer	2,534,353
13	Tweetbot for iOS	2,475,500
14	SocialFlow	2,431,312
15	SocialNewsDesk	1,905,233
16	Sprout Social	1,389,834
17	Instagram	1,261,162
18	Paper.li	830,365
19	Echobox	821,625
20	Twitterrific for iOS	808,327
21	Twitter for Mac	686,768
22	TweetCaster for Android	665,096
23	Echofon	631,234
24	Corona Virus Update Bot	568,458
25	True Anthem	488,188
26	Tweetbot for Mac	448,133
27	LinkedIn	439,384
28	Cheap Bots, Done Quick!	400,776
29	HubSpot	391,969
30	Twitter Media Studio	390,323

other sources with at least 200k tweets (ordered by their frequency): Revive Social App, Microsoft Power Platform, FS Poster, Dynamic Signal, Zapier.com, Talon Android, Sprinklr, Blog2Social APP, BLOX CMS, Flamingo for Android, Twibble.io, Corona Updates EA, Tweetlogix, The Social Jukebox, Fenix 2, Salesforce Social Studio, Sendible

ple network structures within an extensive network — such as isolate and broadcast groups — and identifying key users and their roles in the network during the pandemic. Some other applications include studying the flow of information surrounding the pandemic, examining if COVID-19 conspiracy theories and propaganda are the results of coordination amongst users or bots, and mining [region→mention] and [region→hashtag] relationships for identifying region-specific concerns.

- Tweets are composed differently compared to texts from Wikipedia and news articles. Tweets are written concisely, with informal grammar and irregular vocabulary alongside internet abbreviations and hashtags. Training language models on tweet data have produced state-of-the-art results in tweet natural language processing tasks of parts-of-speech tagging, named-entity recognition, and text classification (Nguyen, Vu, and Nguyen



2020). Original tweets, quote tweets, and reply tweets in *BillionCOV* can be used for training large-scale language models primarily targeted for COVID-19 tweets-related downstream tasks (Müller, Salathé, and Kummer-vold 2020; Nguyen, Vu, and Nguyen 2020). Besides, *BillionCOV* can be explored for relevant and informative tweets to generate datasets for downstream applications, especially for supervised learning settings.

- Geotagged Twitter conversations have been reported to have variables that Granger-cause the daily COVID-19 confirmed cases time series (Lamsal, Harwood, and Read 2022). Latent variables search within geotagged tweets in *BillionCOV* can assist in designing COVID-19 (confirmed/death) cases' forecasting models. Furthermore, *BillionCOV* also has applications in correlation analysis — e.g., correlations of COVID-19 (confirmed/death) cases with negative sentiments or sentiment-involved topic-level discussions. Developing methodologies generalizable to future epidemics and pandemics require a large-scale dataset that comprehensively covers a pandemic's conversational dynamics.

## Additional Information

**Distribution.** *BillionCOV* is publicly available as an open-access dataset from *IEEE DataPort* at this URL: <https://dx.doi.org/10.21227/871g-yp65>. A free *IEEE* account is sufficient to download the dataset files.

**Archival comments.** It is recommended to archive Twitter data by storing the original API responses, i.e. hydrated JSONL data. Tweet objects per requirement can then be later extracted and exported to convenient formats such as CSV for analysis. Programming languages that represent integers with fewer than 64 bits, e.g., Javascript, and integer representation in spreadsheets such as Microsoft Excel, mistranslate the tweet identifiers (64-bit unsigned integers). As a result, the tweet identifiers appear to end with a series of zeroes. Therefore, tweet identifiers should always be loaded and exported as strings instead of integers to avoid generating invalid tweet identifiers.

**Ethics Statement.** While adhering to Twitter's data redistribution policy, we share tweet identifiers that need to be hydrated to re-create a part or complete dataset locally. The additional data, such as `is_reply`, `is_retweet`, `is_quote`, and `is_author_verified`, provides boolean values of TRUE or FALSE while concealing raw tweet information. Providing the `country` information for geotagged tweets is equivalent to releasing numerous country-specific tweet collections.

**Disclaimers.** (Lamsal 2020b) uses Twitter's filtered stream endpoint whose payload returns 1% of entire Twitter data at a particular time. Also, the number of tweets after hydration can vary as deleted and protected tweets are not retrievable. This dataset should be used only for non-commercial purposes while also strictly adhering to Twitter's policy.

## Conclusion

In this paper, we introduced *BillionCOV*, an enriched global billion-scale English-language COVID-19 tweets dataset, which facilitates researchers to filter tweet identifiers before hydration. *BillionCOV* solves the *proportion* and *redundancy* issues associated with the existing large-scale COVID-19 tweets datasets. We discussed the dataset's curation method and efficient ways to hydrate the tweet identifiers for re-creating the dataset locally. Next, we briefly explored the dataset and discussed its potential use cases. We anticipate that the dataset of this scale with global scope and extended temporal coverage will aid in obtaining a thorough understanding of the pandemic's conversational dynamics.

## Acknowledgements

This study was supported by the *Melbourne Research Scholarship* from the University of Melbourne, Australia. We are grateful to the *Nectar Research Cloud* for providing us with a large compute instance (80 VCPUs, 720 GB memory, 20TB volume). We are also thankful to *DigitalOcean* for funding the infrastructure needed to maintain *COVID19Tweets*<sup>10</sup> since its inception. We also thank *IEEE DataPort* for supporting *BillionCOV* to be available as an open-access dataset.

## References

- Abd-Alrazaq, A.; Alhuwail, D.; Househ, M.; Hamdi, M.; Shah, Z.; et al. 2020. Top concerns of tweeters during the COVID-19 pandemic: infoveillance study. *Journal of medical Internet research*, 22(4): e19016.
- Ahmed, W.; Vidal-Alaball, J.; Downing, J.; Seguí, F. L.; et al. 2020. COVID-19 and the 5G conspiracy theory: social network analysis of Twitter data. *Journal of medical internet research*, 22(5): e19458.
- Alqurashi, S.; Alhindi, A.; and Alanazi, E. 2020. Large arabic twitter dataset on covid-19. *arXiv preprint arXiv:2004.04315*.
- Banda, J. M.; Tekumalla, R.; Wang, G.; Yu, J.; Liu, T.; Ding, Y.; Artemova, E.; Tutubalina, E.; and Chowell, G. 2021. A large-scale COVID-19 Twitter chatter dataset for open scientific research—an international collaboration. *Epidemiologia*, 2(3): 315–324.
- Boon-Itt, S.; Skunkan, Y.; et al. 2020. Public perception of the COVID-19 pandemic on Twitter: sentiment analysis and topic modeling study. *JMIR Public Health and Surveillance*, 6(4): e21978.
- Chen, E.; Lerman, K.; Ferrara, E.; et al. 2020. Tracking social media discourse about the covid-19 pandemic: Development of a public coronavirus twitter data set. *JMIR public health and surveillance*, 6(2): e19273.
- Gruzd, A.; and Mai, P. 2020. Going viral: How a single tweet spawned a COVID-19 conspiracy theory on Twitter. *Big Data & Society*, 7(2): 2053951720938405.

<sup>10</sup><https://ieee-dataport.org/open-access/coronavirus-covid-19-tweets-dataset>

Haouari, F.; Hasanain, M.; Suwaileh, R.; and Elsayed, T. 2020. Arcov-19: The first arabic covid-19 twitter dataset with propagation networks. *arXiv preprint arXiv:2004.05861*.

Imran, M.; Qazi, U.; and Ofli, F. 2022. Tbcov: two billion multilingual covid-19 tweets with sentiment, entity, geo, and gender labels. *Data*, 7(1): 8.

Lamsal, R. 2020a. Coronavirus (COVID-19) Geo-tagged Tweets Dataset. <https://dx.doi.org/10.21227/fpsb-jz61>.

Lamsal, R. 2020b. Coronavirus (COVID-19) Tweets Dataset. <https://dx.doi.org/10.21227/781w-ef42>.

Lamsal, R. 2021. Design and analysis of a large-scale COVID-19 tweets dataset. *applied intelligence*, 51(5): 2790–2804.

Lamsal, R.; Harwood, A.; and Read, M. R. 2022. Twitter conversations predict the daily confirmed COVID-19 cases. *Applied Soft Computing*, 129: 109603.

Müller, M.; Salathé, M.; and Kummervold, P. E. 2020. Covid-twitter-bert: A natural language processing model to analyse covid-19 content on twitter. *arXiv preprint arXiv:2005.07503*.

Nguyen, D. Q.; Vu, T.; and Nguyen, A. T. 2020. BERTweet: A pre-trained language model for English Tweets. *arXiv preprint arXiv:2005.10200*.

Park, H. W.; Park, S.; and Chong, M. 2020. Conversations and medical news frames on Twitter: Infodemiological study on COVID-19 in South Korea. *Journal of medical internet research*, 22(5): e18897.

Worldometer. 2022. COVID Live - Coronavirus Statistics.



## Appendix A: Tweet data dictionary

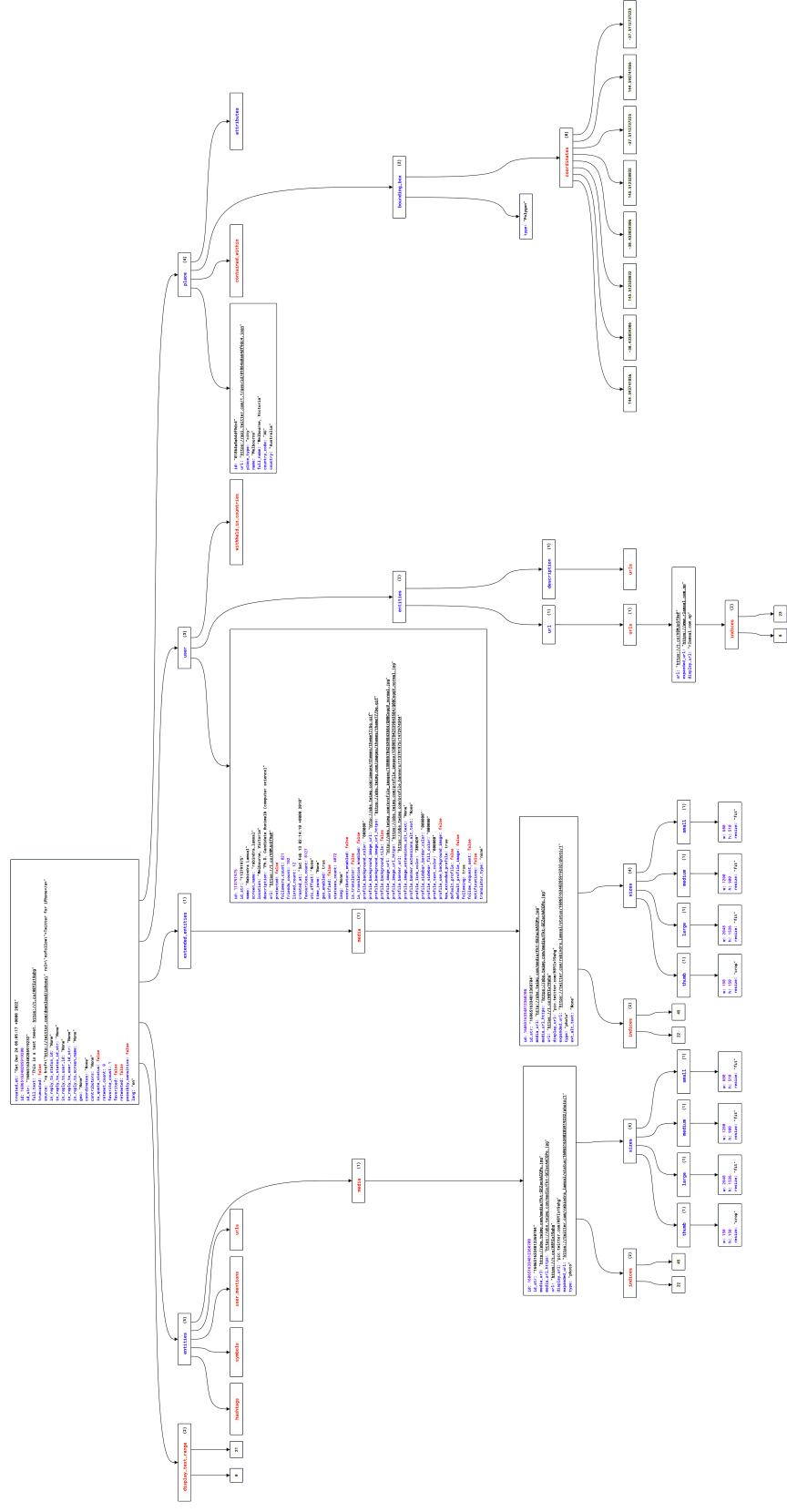


Figure 5: A *tweet data dictionary* generated by *twarc* for the tweet with identifier 1606516340285919232. The tweet is available at this HTTPS URL: [https://twitter.com/rabindra\\_lamsal/status/1606516340285919232](https://twitter.com/rabindra_lamsal/status/1606516340285919232). Note that a tweet can be previewed on a web browser using its identifier: <https://twitter.com/check/status/identifier-goes-here>.