

# General Distributions of Number Representation Elements

Félix Balado and Guénolé C.M. Silvestre

School of Computer Science, University College Dublin, Dublin, Ireland

## ARTICLE HISTORY

Compiled February 10, 2023

## ABSTRACT

We provide general expressions for the joint distributions of the  $k$  most significant  $b$ -ary digits and of the  $k$  leading continued fraction coefficients of outcomes of an arbitrary continuous random variable. Our analysis highlights the connections between the two problems. In particular, we give the general convergence law of the distribution of the  $j$ -th significant digit, which is the counterpart of the general convergence law of the distribution of the  $j$ -th continued fraction coefficient (Gauss-Kuz'min law). We also particularise our general results for Benford and Pareto random variables. The former particularisation allows us to show the central role played by Benford variables in the asymptotics of the general expressions, among several other results, including the equivalent of Benford's law for continued fractions. The particularisation for Pareto variables—which include Benford variables as a special case—is specially relevant in the context of pervasive scale-invariant phenomena, where Pareto variables occur much more frequently than Benford variables. This suggests that the Pareto expressions that we produce have wider applicability than their Benford counterparts in modelling most significant digits and leading continued fraction coefficients of real data. Our results may find practical application in all areas where Benford's law has been previously used.

## KEYWORDS

Significant digits models; continued fraction coefficients models; Benford's law; Pareto distribution

## 1. Introduction

Benford's law for the distribution of the most significant digits [7] has found practical use in numerous statistical applications related to fraud detection, data quality analysis and consistency, generation of synthetic data, floating point operations error analysis, etc, in areas such as accountancy, economics, signal processing, computer science, and beyond [14]. However, Benford's law is known not to apply to many datasets, and therefore it would be desirable to have completely general models of the distribution of significant digits to avail of more powerful models in practical applications. Furthermore, the positional numeral systems that lead to most significant digits models have a little explored alternative: real numbers can also be represented using continued fraction expansions, and so leading continued fraction coefficients can play a role analogous to that of significant digits.

Our main goal in this paper is to provide a general treatment of the related problems of modelling probabilistically the most significant digits and the leading continued fraction coefficients of outcomes of an arbitrary continuous random variable, and to

evinced the parallelisms between the two problems. Ever since the observations made by Newcomb [17] and Benford [7], studies of the distribution of most significant digits have largely focused on Benford variables —for an overview, see the introduction by Berger and Hill [8] and the book by Miller [14]. Some generalisations have been pursued by Pietronero et al. [20] and by Barabesi and Pratelli [6], among others, but a truly general approach to modelling significant digits has never been presented. A lot less attention has been devoted to modelling continued fraction (CF) coefficients. Except for the well-known Gauss-Kuz'min asymptotic law [12] and an approximation due to Blachman [9], most of the work in this area has been pioneered by Miller and Takloo-Bighash [15]. In any case, all existing finite results for CF coefficients models are solely for the particular case in which the fractional part of the data represented by means of continued fractions is uniformly distributed. No general approach has been investigated in this problem either.

This paper is organised as follows. In Section 2 we give the general expression for the joint distribution of the  $k$  most significant  $b$ -ary digits of outcomes drawn from an arbitrary positive-valued distribution. One application of our analysis is a proof of the general asymptotic distribution of the  $j$ -th most significant  $b$ -ary digit, which, as we will discuss, is the near exact counterpart of the Gauss-Kuz'min law for the general asymptotic distribution of the  $j$ -th continued fraction coefficient. Our approach to modelling the  $k$  most significant  $b$ -ary digits through a single variable —rather than through  $k$  separate variables as in previous works— leads to further contributions<sup>1</sup> in the particularisation of our general results in Section 4. Therein we produce a new closed-form expression for the distribution of the  $j$ -th significant  $b$ -ary digit of a Benford variable, and we give a short new proof of the asymptotic sum-invariance property of these variables. We also show that Benford's distribution is just a particular case of a more general distribution based on Pareto variables, which must have wider applicability in the pervasive realm of scale-invariant data —a fact first pointed out by Pietronero et al. [20] and then expanded upon by Barabesi and Pratelli [6], who however did not give results as complete as ours.

In Section 3 we give the general expression for the joint distribution of the  $k$  leading continued fraction coefficients of outcomes drawn from an arbitrary distribution. This is shown to be explicitly analogous to modelling the  $k$  most significant  $b$ -ary digits of the data when the continued fraction coefficients correspond to the logarithm base  $b$  of the data. Therefore, modelling leading CF coefficients is a realistic practical alternative to modelling most significant digits. Most of the results in Section 3 are novel, and so are their particularisations in Section 4 —in particular the counterpart of Benford's law for continued fractions— except for the special cases previously given by Miller and Takloo-Bighash [15].

Additionally, we show in Section 4.1.3 the central role played by the particular analysis for Benford variables in the asymptotics of the general expressions —both when modelling significant digits and leading continued fraction coefficients— and we demonstrate this numerically in the case of Pareto variables in Section 4.2.3.

Finally, we empirically verify all our theoretical results in Section 5, using both Monte Carlo experiments and real datasets.

**Notation and preliminaries.** Calligraphic letters are sets, and  $|\mathcal{V}|$  is the cardinality of set  $\mathcal{V}$ . Boldface Roman letters are row vectors. Random variables (r.v.'s) are denoted by capital Roman letters, or by functions of these. The cumulative distribution function (cdf) of r.v.  $Z$  is  $F_Z(z) = \Pr(Z \leq z)$ , where  $z \in \mathbb{R}$ . The expectation

---

<sup>1</sup>Some preliminary results in this paper previously appeared in [4].

of  $Z$  is denoted by  $E(Z)$ . If  $Z$  is continuous with support  $\mathcal{Z}$ , its probability density function (pdf) is  $f_Z(z)$ , where  $z \in \mathcal{Z}$ . A r.v.  $Z$  which is uniformly distributed between  $a$  and  $b$  is denoted by  $Z \sim U(a, b)$ . The probability mass function (pmf) of a discrete r.v.  $Z$  with support  $\mathcal{Z}$  is denoted by  $\Pr(Z = z)$ , where  $z \in \mathcal{Z}$ . The unit-step function is defined as  $u(z) = 1$  if  $z \geq 0$ , and  $u(z) = 0$  otherwise. The fractional part of  $z \in \mathbb{R}$  is  $\{z\} = z - \lfloor z \rfloor$ . Curly braces are also used to list the elements of a discrete set, and the meaning of  $\{z\}$  (i.e. either a fractional part or a one-element set) is clear from the context. We exclude zero from the set of natural numbers  $\mathbb{N}$ . We use Knuth's notation for the rising factorial powers of  $z \in \mathbb{R}$ :  $z^{\overline{m}} = \prod_{i=0}^{m-1} (z + i) = \Gamma(z + m)/\Gamma(z)$  [11].

Throughout the manuscript,  $X$  denotes a positive continuous r.v. We also define the associated r.v.

$$Y = \log_b X$$

for an arbitrary  $b \in \mathbb{N} \setminus \{1\}$ . The fractional part of  $Y$ , i.e.  $\{Y\}$ , will play a particularly relevant role in our analysis. The cdf of  $\{Y\}$  is obtained from the cdf of  $Y$  as follows:

$$F_{\{Y\}}(y) = \sum_{i \in \mathbb{Z}} F_Y(y + i) - F_Y(i), \quad (1)$$

for  $y \in [0, 1)$ . Because  $\{Y\}$  is a fractional part, it always holds that  $F_{\{Y\}}(y) = 0$  for  $y \leq 0$  and  $F_{\{Y\}}(y) = 1$  for  $y \geq 1$ . Also,  $F_{\{Y\}}(y)$  is a continuous function of  $y$  because  $X$  is a continuous r.v.

## 2. General Probability Distribution of the $k$ Most Significant $b$ -ary Digits

In this section we will obtain the general expression for the joint probability distribution of the  $k$  most significant digits of a positive real number written in a positional base  $b$  numeral system, where  $b \in \mathbb{N} \setminus \{1\}$ . Let us first define

$$\mathcal{A} = \{0, 1, \dots, b - 1\}.$$

The  $b$ -ary representation of  $x \in \mathbb{R}^+$  is formed by the unique digits  $a_i \in \mathcal{A}$  such that  $x = \sum_{i \in \mathbb{Z}} a_i b^i$  —uniquity requires ruling out representations where  $a_i = b - 1$  for all  $i < j$ , where  $j < 0$  and  $a_j < b - 1$  or  $j = 0$  and  $a_j \in \mathcal{A}$ . If we now let  $n = \lfloor \log_b x \rfloor$ , the most significant  $b$ -ary digit of  $x$  is  $a_n$ . This is because the definition of  $n$  implies  $n \leq \log_b x < n + 1$ , or, equivalently,  $b^n \leq x < b^{n+1}$ . Using  $n$ , the  $k$  most significant  $b$ -ary digits of  $x$  can be inferred as follows:

$$a = \lfloor x b^{-n+k-1} \rfloor = \lfloor b^{\{\log_b x\} + k - 1} \rfloor. \quad (2)$$

By using  $0 \leq \{\log_b x\} < 1$  in (2) we can verify that  $a$  belongs to the following set of integers:

$$\mathcal{A}_{(k)} = \{b^{k-1}, \dots, b^k - 1\}, \quad (3)$$

whose cardinality is  $|\mathcal{A}_{(k)}| = b^k - b^{k-1}$ . We propose to call  $a$  in (2) the  $k$ -th *integer significand* of  $x$ . We must mention that for some authors the significand of  $x$  is the integer  $\lfloor x b^{-n} \rfloor = a_n$ , or even  $\lfloor x b^{-n+k-1} \rfloor$  itself [19, page 7], but for some others the

significand of  $x$  is the real  $x b^{-n} \in [1, b)$  [8, 14] —which is sometimes also called the normalised significand. In any case, the advantages of consistently working with the  $k$ -th integer significand will become clear throughout this paper. To give an example of (2) and (3), say that  $b = 10$  and  $x = 0.00456678$ . In this case  $n = \lfloor \log_{10} x \rfloor = -3$ , so if we choose for instance  $k = 2$  then  $a = \lfloor x 10^4 \rfloor = \lfloor 10^{1.65961} \rfloor = 45 \in \mathcal{A}_{(2)} = \{10, 11, 12, \dots, 98, 99\}$ .

**Theorem 2.1** (General distribution of the  $k$  most significant  $b$ -ary digits). *If  $A_{(k)}$  denotes the discrete r.v. that models the  $k$  most significant  $b$ -ary digits (i.e. the  $k$ -th integer significand) of a positive continuous r.v.  $X$ , then*

$$\Pr(A_{(k)} = a) = F_{\{Y\}}(\log_b(a+1) - k + 1) - F_{\{Y\}}(\log_b a - k + 1), \quad (4)$$

where  $a \in \mathcal{A}_{(k)}$  and  $Y = \log_b X$ .

**Proof.** Seeing (2), the r.v. we are interested in is defined as

$$A_{(k)} = \lfloor b^{\{\log_b X\} + k - 1} \rfloor. \quad (5)$$

From this definition,  $A_{(k)} = a$  when  $a \leq b^{\{\log_b X\} + k - 1} < a + 1$ , or, equivalently, when

$$\log_b a - k + 1 \leq \{\log_b X\} < \log_b(a+1) - k + 1. \quad (6)$$

Using (6) and the cdf of  $\{Y\} = \{\log_b X\}$  we get (4).  $\square$

**Remark 1.** It is straightforward to verify that the pmf (4) adds up to one over its support, as

$$\sum_{a \in \mathcal{A}_{(k)}} \Pr(A_{(k)} = a) = F_{\{Y\}}(1) - F_{\{Y\}}(0) \quad (7)$$

due to the cancellation of all consecutive terms in the telescoping sum on the left-hand side of (7) except for the two shown on the right-hand side. Because  $F_{\{Y\}}(y)$  is the cdf of a r.v. with support  $[0, 1)$ , the right-hand side of (7) must equal one.

### 2.1. Distribution of the $j$ -th Most Significant $b$ -ary Digit

Next, let us denote by  $A_{[j]}$  the r.v. that models the  $j$ -th most significant  $b$ -ary digit of  $X$ . This variable can be obtained from the variable  $A_{(j)}$  that models the  $j$ -th integer significand as follows:

$$A_{[j]} = A_{(j)} \pmod{b}. \quad (8)$$

Obviously,  $A_{[1]} = A_{(1)}$ . From (8), the pmf of  $A_{[j]}$  for  $j \geq 2$  is

$$\Pr(A_{[j]} = a) = \sum_{r \in \mathcal{A}_{(j-1)}} \Pr(A_{(j)} = rb + a), \quad (9)$$

where  $a \in \mathcal{A}$ .

**Remark 2.** Observe that (4) is also the joint pmf of  $A_{[1]}, \dots, A_{[k]}$ . To see this we just have to write  $a = \sum_{j=1}^k a_j b^{-j+k}$ , which implies that  $\Pr(A_{[1]} = a_1, \dots, A_{[k]} = a_k) = \Pr(A_{(k)} = a)$ . Under this view, (9) is simply a marginalisation of (4). However, the derivation of (4) is simpler using the  $k$ -th integer significand variable  $A_{(k)}$  than using  $A_{[1]}, \dots, A_{[k]}$ . Further examples of the advantages of working with  $k$ -th integer significands are the following theorem and the results in Sections 4.1.1 and 4.2.1.

**Theorem 2.2** (General asymptotic distribution of the  $j$ -th most significant  $b$ -ary digit). *For any positive continuous random variable  $X$ , it holds that*

$$\lim_{j \rightarrow \infty} \Pr(A_{[j]} = a) = b^{-1}. \quad (10)$$

**Proof.** For any  $\epsilon > 0$  there exists  $j_{\min}$  such that for all  $j \geq j_{\min}$

$$\log_b(rb + a) - \log_b(rb) < \epsilon \quad (11)$$

for all  $a \in \mathcal{A}$  and  $r \in \mathcal{A}_{(j-1)}$ . Specifically,  $j_{\min} = \lceil 1 + \log_b(\frac{b-1}{b^\epsilon-1}) \rceil$ . Therefore, inequality (11) and the continuity of  $F_{\{Y\}}(y)$  in (4) imply that  $\lim_{j \rightarrow \infty} \Pr(A_{(j)} = rb + a) - \Pr(A_{(j)} = rb) = 0$  for all  $a \in \mathcal{A}$ . Thus, from (9), we have that (10) holds.  $\square$

**Remark 3.** In general, the larger  $b$  is, the faster the convergence of  $A_{[j]}$  to a uniform discrete r.v. This is because  $j_{\min}$  is nonincreasing on  $b$  for a given  $\epsilon$ . Informally, Theorem 2.2 can be argued as follows: since  $rb \geq b^{j-1}$  in (9), for large  $j$  we have that  $rb \gg a$ , and therefore  $rb + a \approx rb$ . Consequently, when  $j$  is large  $\Pr(A_{(j)} = rb + a) \approx \Pr(A_{(j)} = rb)$  because of the continuity of the cdf of  $\{Y\}$ . In such case (9) is approximately constant over  $a \in \mathcal{A}$ , and so we have that  $A_{[j]}$  is asymptotically uniformly distributed.

### 3. General Probability Distribution of the $k$ Leading Continued Fraction Coefficients

Continued fraction expansions are an alternative to positional base  $b$  numeral systems for representing real numbers. In this section we will obtain the general expression for the joint probability distribution of the  $k$  leading coefficients in the simple CF of a real number. Let  $y_0 = y \in \mathbb{R}$  and define the recursion  $y_j = \{y_{j-1}\}^{-1}$  based on the decomposition  $y_{j-1} = \lfloor y_{j-1} \rfloor + \{y_{j-1}\}$ . By letting  $a_j = \lfloor y_j \rfloor$  we can express  $y$  as the following simple CF:

$$y = a_0 + \frac{1}{a_1 + \frac{1}{a_2 + \dots}} \quad (12)$$

A CF is termed *simple* (or regular) when all the numerators of the nested fractions equal 1. For typographical convenience, we will write the CF representation of  $y$  in (12) using the standard notation

$$y = [a_0; a_1, a_2, \dots].$$

From the construction of the simple CF we have that  $a_0 \in \mathbb{Z}$ , whereas  $a_j \in \mathbb{N}$  for  $j \geq 1$ . The recursion stops if  $\{y_j\} = 0$  for some  $j$ , which only occurs when  $y \in \mathbb{Q}$ ; otherwise the CF is infinite (for an in-depth introduction to continued fractions see [12]). Our goal in this section is to model probabilistically the  $a_j$  coefficients for  $j \geq 1$ . To this end we will assume that  $y$  is drawn from a continuous r.v.  $Y$ . Because  $\mathbb{Q}$  is of measure zero then  $\Pr(Y \in \mathbb{Q}) = 0$ , and so we may assume that the CF of  $y$  drawn from  $Y$  is almost surely infinite —and thus that the  $a_j$  coefficients are unique. In practical terms, this means that, letting  $Y_0 = Y$ , we can define the continuous r.v.'s

$$Y_j = \{Y_{j-1}\}^{-1}$$

with support  $(1, \infty)$  for all  $j \geq 1$ . Therefore, the simple CF coefficients we are interested in are modelled by the discrete r.v.'s

$$A_j = \lfloor Y_j \rfloor \tag{13}$$

with support  $\mathbb{N}$ , for all  $j \geq 1$ .

**Additional notation.** In order to streamline the presentation in this section we define the  $k$ -vector

$$\mathbf{A}_k = [A_1, \dots, A_k]$$

comprising the first  $k$  r.v.'s defined by (13), i.e. the r.v.'s modelling the  $k$  leading CF coefficients of  $Y$ . A realisation of  $\mathbf{A}_k$  is  $\mathbf{a}_k = [a_1, \dots, a_k] \in \mathbb{N}^k$ . Also,  $\mathbf{e}_k$  denotes a unit  $k$ -vector with a one at the  $k$ -th position and zeros everywhere else, i.e.  $\mathbf{e}_k = [0, \dots, 0, 1]$ . A vector symbol placed within square brackets denotes a finite CF; for example,  $[\mathbf{a}_k]$  denotes  $[a_1; a_2, \dots, a_k]$ . Observe that we can write  $[\mathbf{a}_k]^{-1} = [0; \mathbf{a}_k] = [0; a_1, a_2, \dots, a_k]$ . Finally, the subvector of consecutive entries of  $\mathbf{a}_k$  between its  $m$ -th entry and its last entry is denoted by  $\mathbf{a}_k^{m:k} = [a_m, \dots, a_k]$ . When  $m > 1$  the amount  $[\mathbf{a}_k^{m:k}]$  is called a remainder of  $[\mathbf{a}_k]$  [12].

As a preliminary step, we will next prove a lemma which we will then use as a stepping stone in the derivation of the joint pmf of  $\mathbf{A}_k$  in Theorem 3.2.

**Lemma 3.1.** *The following two sets of inequalities hold for the  $(j-1)$ -th order convergent  $[\mathbf{a}_j] = [a_1; a_2, \dots, a_j]$  of the infinite simple continued fraction  $[a_1; a_2, a_3, \dots]$  with  $a_i \in \mathbb{N}$ :*

$$(-1)^{j-1}[\mathbf{a}_j] < (-1)^{j-1}[\mathbf{a}_j + \mathbf{e}_j] \tag{14}$$

and

$$(-1)^{j-1}[\mathbf{a}_{j-1} + \mathbf{e}_{j-1}] \leq (-1)^{j-1}[\mathbf{a}_j] < (-1)^{j-1}[\mathbf{a}_{j+1} + \mathbf{e}_{j+1}], \tag{15}$$

where the lower bound in (15) requires  $j > 1$ .

**Proof.** Consider the function  $\varphi(\mathbf{a}_j) = [\mathbf{a}_j]$ . Taking  $a_j$  momentarily to be a continuous variable, we can obtain the partial derivative of  $\varphi(\mathbf{a}_j)$  with respect to  $a_j$ . For  $j \geq 2$ ,

applying the chain rule  $j - 1$  times yields

$$\frac{\partial \varphi(\mathbf{a}_j)}{\partial a_j} = (-1)^{j-1} \prod_{r=2}^j [\mathbf{a}_j^{r:j}]^{-2}, \quad (16)$$

whereas when  $j = 1$  we have that  $d\varphi(\mathbf{a}_1)/da_1 = 1$ . As the product indexed by  $r$  is positive, the sign of (16) only depends on  $(-1)^{j-1}$ . Consequently, if  $j$  is odd then  $\varphi(\mathbf{a}_j)$  is strictly increasing on  $a_j$ , and if  $j$  is even then  $\varphi(\mathbf{a}_j)$  is strictly decreasing on  $a_j$ . Thus, when  $j$  is odd  $[\mathbf{a}_j] < [\mathbf{a}_j + \mathbf{e}_j]$  and when  $j$  is even  $[\mathbf{a}_j] > [\mathbf{a}_j + \mathbf{e}_j]$ , which proves inequality (14).

Let us now prove the two inequalities in (15) assuming first that  $j$  is odd. Considering again (16), the upper bound can be obtained by seeing that  $[\mathbf{a}_j] < [\mathbf{a}_{j-1}, a_j + \epsilon]$  for  $\epsilon > 0$ , and then choosing  $\epsilon = 1/(a_{j+1} + 1)$ . The lower bound, which requires  $j > 1$ , is due to  $[\mathbf{a}_j] \geq [\mathbf{a}_{j-1}, 1] = [\mathbf{a}_{j-1} + \mathbf{e}_{j-1}]$ . To conclude the proof, when  $j$  is even the two inequalities we have just discussed are reversed due to the change of sign in (16).  $\square$

**Remark 4.** Lemma 3.1 is closely related to the fact that the  $j$ -th order convergent of a continued fraction is smaller or larger than the continued fraction it approximates depending on the parity of  $j$  [12, Theorem 4].

**Theorem 3.2** (General distribution of the  $k$  leading continued fraction coefficients). *For any continuous r.v.  $Y$  represented by the simple continued fraction  $Y = [A_0; A_1, A_2, \dots]$  it holds that*

$$\Pr(\mathbf{A}_k = \mathbf{a}_k) = (-1)^k (F_{\{Y\}}([0; \mathbf{a}_k + \mathbf{e}_k]) - F_{\{Y\}}([0; \mathbf{a}_k])), \quad (17)$$

where  $\mathbf{a}_k \in \mathbb{N}^k$ .

**Proof.** For all  $j \geq 2$ , if  $a_m \leq Y_m < a_m + 1$  for all  $m = 1, \dots, j - 1$  then we have that  $Y_1 = [\mathbf{a}_{j-1}, Y_j]$ . In these conditions it holds that  $\{a_j \leq Y_j < a_j + 1\} = \{(-1)^{j-1}[\mathbf{a}_j] \leq (-1)^{j-1}Y_1 < (-1)^{j-1}[\mathbf{a}_j + \mathbf{e}_j]\}$ , where the reason for the alternating signs is (14). Therefore

$$\begin{aligned} \Pr(\mathbf{A}_k = \mathbf{a}_k) &= \Pr(A_1 = a_1, \dots, A_k = a_k) \\ &= \Pr(\cap_{j=1}^k \{a_j \leq Y_j < a_j + 1\}) \\ &= \Pr(\cap_{j=1}^k \{(-1)^{j-1}[\mathbf{a}_j] \leq (-1)^{j-1}Y_1 < (-1)^{j-1}[\mathbf{a}_j + \mathbf{e}_j]\}). \end{aligned} \quad (18)$$

From (15) we have that the lower bounds on  $Y_1$  in (18) are related as

$$[\mathbf{a}_1] < [\mathbf{a}_2 + \mathbf{e}_2] \leq [\mathbf{a}_3] < [\mathbf{a}_4 + \mathbf{e}_4] \leq [\mathbf{a}_5] \cdots \quad (19)$$

whereas the upper bounds on  $Y_1$  in the same expression are related as

$$[\mathbf{a}_1 + \mathbf{e}_1] \geq [\mathbf{a}_2] > [\mathbf{a}_3 + \mathbf{e}_3] \geq [\mathbf{a}_4] > [\mathbf{a}_5 + \mathbf{e}_5] \cdots \quad (20)$$

Hence, except for possible equality constraints (which are anyway immaterial in probability computations with continuous random variables), the intersection of the  $k$  events

in (18) equals the  $k$ -th event, and thus

$$\begin{aligned}\Pr(\mathbf{A}_k = \mathbf{a}_k) &= \Pr((-1)^{k-1}[\mathbf{a}_k] < (-1)^{k-1}Y_1 < (-1)^{k-1}[\mathbf{a}_k + \mathbf{e}_k]) \\ &= (-1)^{k-1}(F_{Y_1}([\mathbf{a}_k + \mathbf{e}_k]) - F_{Y_1}([\mathbf{a}_k])).\end{aligned}\quad (21)$$

Finally, using

$$F_{Y_1}(y) = \Pr(Y_1 \leq y) = \Pr(\{Y\} \geq y^{-1}) = 1 - F_{\{Y\}}(y^{-1})$$

in (21) we get (17).  $\square$

**Remark 5.** Observe that if we choose  $Y = \log_b X$ , then both (17) and (4) depend solely on the same variable  $\{Y\}$ , which is the reason why we have used the notation  $Y$  rather than  $X$  in this section. With this choice of  $Y$ , the general expression (17) models the  $k$  leading CF coefficients of  $\log_b X$  (with the exception of  $A_0$ ), and becomes analogous to the general expression (4) that models the  $k$  most significant  $b$ -ary digits of  $X$ . The reason why we have left  $A_0$  out of the joint distribution (17) is because, unlike the rest of variables (i.e.  $A_j$  for  $j \geq 1$ ), it cannot be put as a sole function of  $Y_1$ . Moreover, it is not possible to model  $A_0$  in one important practical scenario —see Section 4.1.2.

We can also verify that the joint pmf (17) adds up to one over its support, namely  $\mathbb{N}^k$ . Let us first add the joint pmf of  $\mathbf{A}_k$  over  $a_k \in \mathbb{N}$  assuming  $k > 1$ . As this infinite sum is a telescoping series, in the computation of the partial sum  $S_k^{(n)} = \sum_{a_k=1}^n \Pr(\mathbf{A}_k = \mathbf{a}_k)$  all consecutive terms but two are cancelled, and so

$$S_k^{(n)} = (-1)^k (F_{\{Y\}}([0; \mathbf{a}_{k-1}, n+1]) - F_{\{Y\}}([0; \mathbf{a}_{k-1}, 1])).$$

Now, as  $\lim_{n \rightarrow \infty} [0; \mathbf{a}_{k-1}, n+1] = [0; \mathbf{a}_{k-1}]$  and  $[0; \mathbf{a}_{k-1}, 1] = [0; \mathbf{a}_{k-1} + \mathbf{e}_{k-1}]$ , we then have that

$$\begin{aligned}\lim_{n \rightarrow \infty} S_k^{(n)} &= (-1)^{k-1} (F_{\{Y\}}([0; \mathbf{a}_{k-1} + \mathbf{e}_{k-1}]) - F_{\{Y\}}([0; \mathbf{a}_{k-1}])) \\ &= \Pr(\mathbf{A}_{k-1} = \mathbf{a}_{k-1}).\end{aligned}$$

The continuity of the cdf  $F_{\{Y\}}(y)$  allows writing  $\lim_{n \rightarrow \infty} F_{\{Y\}}(g(n)) = F_{\{Y\}}(\lim_{n \rightarrow \infty} g(n))$ , which justifies the limit above. In view of this result, it only remains to verify that the pmf of  $\mathbf{A}_1 = A_1$  adds up to one. The partial sum up to  $n$  is

$$S_1^{(n)} = F_{\{Y\}}(1) - F_{\{Y\}}(1/(n+1)),$$

and therefore  $\lim_{n \rightarrow \infty} S_1^{(n)} = 1$  for the same reason that makes (7) equal to one. Incidentally, observe that it would have been rather more difficult to verify the fact that (17) adds up to one by summing out the random variables in  $\mathbf{A}_k$  in an order different than the decreasing order  $A_k, A_{k-1}, \dots, A_1$  that we have used above.

### 3.1. Distribution of the $j$ -th CF Coefficient

Just like in Section 2.1, we can marginalise the joint pmf of  $\mathbf{A}_j$  to obtain the distribution of the  $j$ -th CF coefficient  $A_j$  of  $Y$ . Although we already know that  $A_1 = \mathbf{A}_1$ , the



main obstacle to explicitly getting the distribution of  $A_j$  for  $j > 1$  is that in this case marginalisation involves  $j - 1$  infinite series, rather than a single finite sum as in (9). In general, it is difficult to carry out the required summations in closed form. Moreover, the order of evaluation of these series may influence the feasibility of the computation, which is connected to the comment in the very last sentence of the previous paragraph.

However, under the sole assumption that  $\{Y\}$  is a continuous r.v. with support  $[0, 1)$ , the Gauss-Kuz'min theorem furnishes the general asymptotic distribution of  $A_j$  [12, Theorem 34]:

$$\lim_{j \rightarrow \infty} \Pr(A_j = a) = \log_2 \left( 1 + \frac{1}{a(a+2)} \right). \quad (22)$$

**Remark 6.** Observe that Theorem 2.2, which gives the general asymptotic behaviour of  $A_{[j]}$  (the  $j$ -th most significant  $b$ -ary digit), is the near exact counterpart of the Gauss-Kuz'min theorem (22), which gives the general asymptotic behaviour of  $A_j$  (the  $j$ -th continued fraction coefficient). The only essential difference is the requirement that the support of  $\{Y\}$  be precisely  $[0, 1)$  in (22) [12, Theorem 33], whereas this condition is not required in (10) —i.e. the support of  $\{Y\}$  may be a subset of  $[0, 1)$  in Theorem 2.2.

## 4. Particular Cases

In this section we will particularise the general expressions in Sections 2 and 3 for two especially relevant distributions of  $X$ . As it is clear from (4) and (17), we just need the cdf  $F_{\{Y\}}(y)$  of the r.v.  $\{Y\} = \{\log_b X\}$  in order to achieve our goal.

### 4.1. Benford Variables

We consider in this section a r.v.  $X$  for which  $\{Y\} \sim U(0, 1)$ . We call such a r.v. a *Benford variable*, although we must note that some authors call it a *strong* Benford variable instead. At any rate, this is the archetypal case in which a model of the  $k$  most significant  $b$ -ary digits has been widely used and discussed —i.e. Benford's law [7]. The cdf of  $\{Y\}$  for a Benford variable  $X$  is simply

$$F_{\{Y\}}(y) = y \quad (23)$$

for  $y \in [0, 1)$ .

#### 4.1.1. Most Significant $b$ -ary Digits of $X$

For a Benford variable, applying (23) to (4) yields

$$\Pr(A_{(k)} = a) = \log_b \left( 1 + \frac{1}{a} \right), \quad (24)$$

which is the well-known Benford distribution for the  $k$  most significant  $b$ -ary digits. This distribution has almost always been expressed in previous works as the joint pmf of  $A_{[1]}, \dots, A_{[k]}$  rather than as the pmf of  $k$ -th integer significand  $A_{(k)}$  (see for example [8]). As evinced in Theorems 2.1 and 2.2, and as it will become clear in the

remainder of this section, working with the  $k$ -th integer significand is not just an aesthetical notation choice —although it does make for simpler expressions.

Let us obtain next the pmf of  $A_{[j]}$  when  $j \geq 2$  (i.e. the distribution of the  $j$ -th most significant  $b$ -ary digit). From (9) and (24) we have that

$$\Pr(A_{[j]}=a) = \sum_{r \in \mathcal{A}_{(j-1)}} \log_b \left( 1 + \frac{1}{rb+a} \right) \quad (25)$$

$$= \log_b \left( \prod_{r \in \mathcal{A}_{(j-1)}} \frac{(a+1)b^{-1} + r}{ab^{-1} + r} \right) \quad (26)$$

$$= \log_b \left( \frac{\Gamma((a+1)b^{-1} + b^{j-1}) \Gamma(ab^{-1} + b^{j-2})}{\Gamma((a+1)b^{-1} + b^{j-2}) \Gamma(ab^{-1} + b^{j-1})} \right). \quad (27)$$

The last equality is due to the fact that the argument of the logarithm in (26) can be expressed as a fraction whose numerator and denominator are the rising factorial powers  $((a+1)b^{-1} + b^{j-2})^{\overline{|\mathcal{A}_{(j-1)|}}}$  and  $(ab^{-1} + b^{j-2})^{\overline{|\mathcal{A}_{(j-1)|}}}$ , respectively.

We can also explicitly restate the general result in Theorem 2.2 for a Benford variable by relying on (27). Invoking the continuity of the logarithm and using  $\lim_{z \rightarrow \infty} z^{w-v} \Gamma(v+z)/\Gamma(w+z) = 1$  [1] in (27) twice —with  $z = b^{j-1}$  and  $z = b^{j-2}$ , respectively— yields

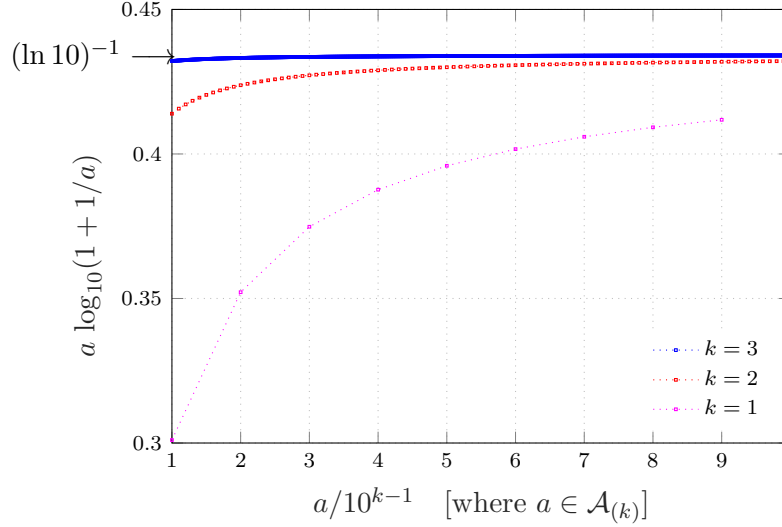
$$\lim_{j \rightarrow \infty} \Pr(A_{[j]} = a) = \log_b \lim_{j \rightarrow \infty} \frac{b^{(j-1)b^{-1}}}{b^{(j-2)b^{-1}}} = b^{-1},$$

a fact that was originally pointed out by Benford [7] through the marginalisation of (24).

**Remark 7.** The closed-form analytic expression (27) for the pmf of  $A_{[j]}$  deserves some comments, as it appears that it was never given in studies of Benford’s distribution previous to [4]: only the equivalent of (25) was previously published. This is another sensible reason for working with the pmf of the  $j$ -th integer significand variable  $A_{(j)}$  instead of the joint pmf of  $A_{[1]}, \dots, A_{[j]}$ . The former approach makes the obtention of closed-form distributions for  $A_{[j]}$  more feasible: if we use  $A_{(j)}$  we just have to evaluate one single sum [i.e. (9)], whereas if we use  $A_{[1]}, \dots, A_{[j]}$  we have to evaluate  $j-1$  separate sums —which obscures the result. This appears to be the reason why previous works never produced (27).

**Asymptotic sum-invariance property.** A further advantage of working with the  $k$ -th integer significand  $A_{(k)}$  is that it allows for an uncomplicated statement and proof of the asymptotic sum-invariance property of a Benford variable [8, 19]. In the literature, this property has simply been called the “sum-invariance property”. Here we prefer to stress the fact that its validity is only asymptotic when one considers a finite number  $k$  of most significant digits of  $X$  —i.e. the  $k$ -th integer significand  $A_{(k)}$ — which in fact originally motivated the empirical definition of the sum-invariance property by Nigrini [18].

**Theorem 4.1** (Asymptotic sum-invariance property). *If  $X$  is a Benford variable,*



**Figure 1.** Illustration of the asymptotic sum-invariance property of a Benford variable for  $b = 10$ .

then it holds that

$$\lim_{\substack{k \rightarrow \infty, \\ a \in \mathcal{A}_{(k)}}} a \Pr(A_{(k)} = a) = (\ln b)^{-1}. \quad (28)$$

**Proof.** We just need to see that  $\lim_{k \rightarrow \infty, a \in \mathcal{A}_{(k)}} a \log_b(1 + \frac{1}{a}) = \lim_{v \rightarrow \infty} v \log_b(1 + \frac{1}{v})$  due to (3). The proof is completed by using either L'Hôpital's theorem, or the continuity of the logarithmic function and the definition of Euler's number as  $\lim_{v \rightarrow \infty} (1 + 1/v)^v$ .  $\square$

**Remark 8.** Informally, Theorem 4.1 tells us that in a large set of outcomes from a Benford variable the sum of  $a \in \mathcal{A}_{(k)}$  over all those outcomes whose  $k$ -th integer significand is equal to  $a$  is roughly invariant over  $a$  when  $k$  is large (i.e. the sum-invariance property as defined by Nigrini). Convergence speed to the limit (28) is exponential on  $k$  —the faster the larger  $b$  is. Figure 1 shows that the sum-invariance property holds approximately when  $k = 3$  already, for  $b = 10$ . Theorem 4.1 also implies that

$$\lim_{k \rightarrow \infty} \frac{\mathbb{E}(A_{(k)})}{|\mathcal{A}_{(k)}|} = (\ln b)^{-1}.$$

The corresponding approximation  $\mathbb{E}(A_{(k)}) \approx (b^k - b^{k-1})(\ln b)^{-1}$  improves with  $k$ , but it never achieves strict equality for finite  $k$  —in fact,  $\mathbb{E}(A_{(k)}) < (b^k - b^{k-1})(\ln b)^{-1}$  for all  $k$ .

#### 4.1.2. Leading CF Coefficients of $\log_b X$

For a Benford variable the application of (23) to (17) yields

$$\Pr(\mathbf{A}_k = \mathbf{a}_k) = (-1)^k ([0; \mathbf{a}_k + \mathbf{e}_k] - [0; \mathbf{a}_k]). \quad (29)$$

According to our discussion in Remark 5, this distribution of the  $k$  leading CF coefficients of  $\log_b X$  is the counterpart of Benford's distribution of the  $k$  most significant  $b$ -ary digits of  $X$ . Therefore (29) can be seen as Benford's law for continued fractions. In particular, any real dataset that complies with (24) will also comply with (29).

By transforming the subtraction of fractions into a single fraction, (29) can also be written as the inverse of the product of  $[\mathbf{a}_k]$ ,  $[\mathbf{a}_k + \mathbf{e}_k]$  and all of their remainders, i.e.

$$\Pr(\mathbf{A}_k = \mathbf{a}_k) = \prod_{j=1}^k [0; \mathbf{a}_k^{j:k}] [0; \mathbf{a}_k^{j:k} + \mathbf{e}_{k-j+1}], \quad (30)$$

which, apart from showing at a glance that (29) cannot be negative, may be more suitable for log-likelihood computations. The equivalent of expression (30) was previously given by Miller and Takloo-Bighash [15, Lemma 10.1.8] in their exploration of the distribution of CF coefficients—called digits by these authors. However, unlike our result above, the version of (30) given by Miller and Takloo-Bighash is not explicit, as it is presented in terms of CF convergents. Therefore, (30) or (29) are clearly more useful when it comes to practical applications—furthermore, we show in Section 5 the empirical accuracy of our expressions using both synthetic and real data, something that was not attempted by Miller and Takloo-Bighash. Lastly, Blachman also gave the following explicit approximation for uniform  $\{Y\}$  [9, equation (9)]:

$$\Pr(\mathbf{A}_k = \mathbf{a}_k) \approx \left| \log_2 \left( \frac{1 + [0; \mathbf{a}_k]}{1 + [0; \mathbf{a}_k + \mathbf{e}_k]} \right) \right|. \quad (31)$$

The reader should be cautioned that this expression was given in [9] with an equal sign, although the author unequivocally produced it as an approximation. Using  $\ln(1+z) \approx z$ , which is accurate for  $|z| \ll 1$ , we can see that (31) is roughly off by a factor of  $(\ln 2)^{-1}$  with respect to the exact expression (29).

Let us now look at the marginals, that is to say, the distributions of individual  $A_j$  coefficients. When  $k = 1$  expression (29) gives the distribution of  $A_1 = \mathbf{A}_1$  straight-away:

$$\Pr(A_1 = a) = a^{-1} - (a+1)^{-1}. \quad (32)$$

This pmf, also previously given by Miller and Takloo-Bighash [15, page 232], can be rewritten as  $\Pr(A_1 = a) = a^{-1}(a+1)^{-1}$ , which is the form that (30) takes in this particular case. Incidentally, observe that  $E(A_1) = \infty$  because of the divergence of the harmonic series. It is also instructive to particularise Blachman's approximation (31) for  $A_1$  [9, equation (10)]: this renders the asymptotic Gauss-Kuz'min law (22) instead of the exact pmf (32).

Recalling our discussion at the start of Section 3.1, the Benford case is probably unusual in the fact that we can also obtain the distribution of  $A_2$  in closed form by marginalising (29) for  $k = 2$ . Summing  $\Pr(\mathbf{A}_2 = \mathbf{a}_2) = 1/(a_1 + (a_2 + 1)^{-1}) - 1/(a_1 + a_2^{-1})$  over  $a_1 \in \mathbb{N}$ , and using the digamma function defined as  $\psi(1+z) = -\gamma + \sum_{n=1}^{\infty} z/(n(n+z))$  [1]—which is applicable because the range of validity  $z \notin \mathbb{Z}^-$  of this definition always holds here—one finds that

$$\Pr(A_2 = a) = \psi(1 + a^{-1}) - \psi(1 + (1 + a)^{-1}). \quad (33)$$

It does not seem possible to obtain a closed-form exact expression for the distribution of a single CF coefficient  $A_j$  when  $j > 2$  in the Benford case. However it is possible to explicitly produce the Gauss-Kuz'min law (22) by pursuing an approximation of  $\Pr(A_j = a_j)$  for all  $j \geq 2$ . To see this, consider first the sum

$$\sum_{x=1}^{\infty} \left( \frac{1}{x+b} - \frac{1}{x+c} \right) = \psi(1+c) - \psi(1+b) \quad (34)$$

for some  $b, c > 0$ , which is just a generalisation of (33), and its integral approximation

$$\int_1^{\infty} \left( \frac{1}{x+b} - \frac{1}{x+c} \right) dx = \ln(1+c) - \ln(1+b), \quad (35)$$

which attests to the intimate connection between the digamma function and the natural logarithm [3, see Exercise 8.2.20 and equation (8.51)]. Now, in the marginalisation that leads to  $\Pr(A_j = a_j)$  the summation on  $a_1$  is of the form (34), and so we may approximate it by the integral (35):

$$\begin{aligned} \Pr(A_j = a_j) &= (-1)^j \sum_{a_{j-1}=1}^{\infty} \cdots \sum_{a_1=1}^{\infty} ([0; \mathbf{a}_j + \mathbf{e}_j] - [0; \mathbf{a}_j]) \\ &\approx (-1)^j \sum_{a_{j-1}=1}^{\infty} \cdots \sum_{a_2=1}^{\infty} \int_1^{\infty} ([0; \mathbf{a}_j + \mathbf{e}_j] - [0; \mathbf{a}_j]) da_1 \\ &= (-1)^j \sum_{a_{j-1}=1}^{\infty} \cdots \sum_{a_2=1}^{\infty} (-1) (\ln(1 + [0; \mathbf{a}_j^{2:j} + \mathbf{e}_{j-1}]) - \ln(1 + [0; \mathbf{a}_j^{2:j}])). \end{aligned} \quad (36)$$

As  $[0; \mathbf{a}_j^{i:j}] \ll 1$  nearly always for  $\mathbf{a}_j^{i:j} = [a_i, \dots, a_j] \in \mathbb{N}^{j-i+1}$ , then we may use  $\ln(1+z) \approx z$  in (37) to obtain

$$\Pr(A_j = a_j) \approx (-1)^{j+1} \sum_{a_{j-1}=1}^{\infty} \cdots \sum_{a_2=1}^{\infty} ([0; \mathbf{a}_j^{2:j} + \mathbf{e}_{j-1}]) - [0; \mathbf{a}_j^{2:j}]). \quad (38)$$

Remarkably, (38) has the exact same form as (36) —but with one less infinite summation. Therefore we can keep sequentially applying the same approximation procedure described above to the summations on  $a_2, a_3, \dots, a_{j-1}$ . In the final summation on  $a_{j-1}$  we do not need the approximation in (38) anymore, and thus in the last step we have

that

$$\begin{aligned}
\Pr(A_j = a_j) &\approx (-1)^{2j-2} \int_1^\infty ([0; \mathbf{a}_j^{j-1:j} + \mathbf{e}_2]) - [0; \mathbf{a}_j^{j-1:j}] da_{j-1} \\
&= (-1)^{2j-2} \int_1^\infty \left( \frac{1}{a_{j-1} + \frac{1}{a_j + 1}} - \frac{1}{a_{j-1} + \frac{1}{a_j}} \right) da_{j-1} \\
&= (-1)^{2j-1} \left( \ln \left( 1 + \frac{1}{a_j + 1} \right) - \ln \left( 1 + \frac{1}{a_j} \right) \right) \quad (39) \\
&= \ln \frac{(a_j + 1)^2}{a_j(a_j + 2)}. \quad (40)
\end{aligned}$$

Due to the successive approximations (40) is not necessarily a pmf, and so we need to normalise it. The normalisation factor is

$$\sum_{a_j=1}^\infty \ln \frac{(a_j + 1)^2}{a_j(a_j + 2)} = \ln \prod_{a_j=1}^\infty \frac{(a_j + 1)^2}{a_j(a_j + 2)} = \ln \frac{2 \cdot \cancel{2}}{1 \cdot \cancel{2}} \cdot \frac{\cancel{3} \cdot \cancel{3}}{\cancel{2} \cdot \cancel{4}} \cdot \frac{\cancel{4} \cdot \cancel{4}}{\cancel{3} \cdot \cancel{5}} \cdots = \ln 2.$$

Applying this factor to (40) we finally obtain

$$\Pr(A_j = a_j) \approx \log_2 \frac{(a_j + 1)^2}{a_j(a_j + 2)} = \log_2 \left( 1 + \frac{1}{a_j(a_j + 2)} \right), \quad (41)$$

for  $j \geq 2$ .

**Remark 9.** Like in the verification of the general joint pmf (17) in Remark 5, the right order of evaluation of the marginalisation sums is again key for us to be able to produce approximation (41). Also, had we used  $\ln(1 + z) \approx z$  one last time in (39) then we would have arrived at (32) instead of at the Gauss-Kuz'min law as the final approximation. This shows that the pmf of the first CF coefficient and the asymptotic law are close already, which was also mentioned by Miller and Takloo-Bighash [15, Exercise 10.1.1]. Since the convergence of the distribution of  $A_j$  to the asymptotic distribution is exponentially fast on  $j$ , it is unsurprising that the pmf (33) of the second CF coefficient turns out to be even closer to (22), as suggested by (41) —see empirical validation in Section 5.

Although beyond the goals of this paper, it should be possible to refine the approximation procedure that we have given to get (40) in order to explicitly obtain the exponential rate of convergence to the Gauss-Kuz'min law, by exploiting the expansion of the digamma function in terms of the natural logarithm and an error term series [3, equation (8.51)].

Finally, see that although  $A_0$  is not included in the joint pmf (29), this variable cannot be modelled anyway when the only information that we have about  $X$  is its “Benfordness”.

#### 4.1.3. Benford Variables and the Asymptotics of the General Analysis

To conclude Section 4.1 we examine the role played by the particular analysis for a Benford variable [i.e. (24) and (29)] in the general analysis [i.e. Theorems 2.1 and 3.2]

when  $k$  is large. Let us start by looking at the asymptotics of (4). For any  $\epsilon > 0$  there exists  $k_{\min}$  such that  $\log_b(1 + a^{-1}) < \epsilon$  for all  $k \geq k_{\min}$  and  $a \in \mathcal{A}_{(k)}$ . Explicitly, this minimum index is  $k_{\min} = \lceil -\log_b(b^\epsilon - 1) + 1 \rceil$ . This inequality and the continuity of  $F_{\{Y\}}(y)$  allow us to approximate (4) for large  $k$  using the pdf of  $\{Y\}$  as

$$\Pr(A_{(k)} = a) \approx f_{\{Y\}}(\log_b a - k + 1) \log_b \left(1 + \frac{1}{a}\right). \quad (42)$$

We now turn our attention to the asymptotics of (17). Similarly as above, for any  $\epsilon > 0$  (19) and (20) guarantee that there exists  $k_{\min}$  such that  $(-1)^k([0; \mathbf{a}_k + \mathbf{e}_k] - [0; \mathbf{a}_k]) < \epsilon$  for all  $k \geq k_{\min}$ . Invoking again the continuity of  $F_{\{Y\}}(y)$  we can approximate (17) for large  $k$  using again the pdf of  $\{Y\}$  as

$$\Pr(\mathbf{A}_k = \mathbf{a}_k) \approx f_{\{Y\}}([0; \mathbf{a}_k]) (-1)^k ([0; \mathbf{a}_k + \mathbf{e}_k] - [0; \mathbf{a}_k]). \quad (43)$$

The key point that we wish to make here is that the Benford expressions (24) and (29) appear as factors in the general asymptotic approximations (42) and (43), respectively, which illustrates the special place that Benford variables take in the modelling of significant digits and leading continued fraction coefficients. Of course, for Benford  $X$  the pdf of  $\{Y\}$  is  $f_{\{Y\}}(y) = 1$  for  $y \in [0, 1)$ , and so in this case approximations (42) and (43) coincide with their exact counterparts.

#### 4.2. Pareto Variables

In this section we let  $X$  be a Pareto r.v. with minimum value  $x_m$  and shape parameter  $s$ , whose pdf is

$$f_X(x) = s x_m^s x^{-(s+1)}, \quad 0 < x_m \leq x, \quad s > 0.$$

The main motivation for considering the Pareto distribution is its pervasiveness in natural phenomena, which is reflected in the fact that Pareto variables are able to model a wealth of scale-invariant datasets. According to Nair et al. [16] heavy-tailed distributions are just as prominent as the Gaussian distribution, if not more. This is a consequence of the Central Limit Theorem (CLT) *not* yielding Gaussian distributions—but heavy-tailed ones—in common scenarios where the variance of the random variables being added is infinite (or does not exist). Furthermore, heavy-tailed distributions appear when the CLT is applied to the logarithm of variables emerging from multiplicative processes. In this context, the relevance of the Pareto distribution owes to the fact that the tails of many heavy-tailed distributions follow the Pareto law. Additionally, the Pareto distribution is the only one that fulfils exactly the relaxed scale-invariance criterion

$$f_X(x) = \alpha^{s+1} f_X(\alpha x) \quad (44)$$

for any scaling factor  $\alpha > 0$ , where  $s > 0$ .

Let us firstly obtain the cdf of  $\{Y\}$  in this case. The cdf of a Pareto r.v.  $X$  is  $F_X(x) = 1 - x_m^s x^{-s}$  for  $x \geq x_m$ , and thus the cdf of  $Y = \log_b X$  is  $F_Y(y) = F_X(b^y) = 1 - x_m^s b^{-sy}$  for  $y \geq \log_b x_m$ . Letting

$$\rho = \{\log_b x_m\}$$

and using (1), we have that the cdf of  $\{Y\}$  for a Pareto r.v.  $X$  is

$$F_{\{Y\}}(y) = b^{s(\rho-1)} \frac{1 - b^{-sy}}{1 - b^{-s}} + u(y - \rho) \left(1 - b^{-s(y-\rho)}\right) \quad (45)$$

for  $y \in [0, 1)$ , where  $u(\cdot)$  is the unit-step function.

**Remark 10.** By application of l'Hôpital's rule, it can be verified that (45) tends to (23) as  $s \downarrow 0$ , and so a Pareto variable becomes asymptotically Benford as its shape parameter  $s$  vanishes—for any value of  $\rho$ . Because (4) and (17) only depend on  $\{Y\}$ , the distributions that we will produce in this section generalise their counterparts in the previous section [i.e. (24), (27) and (29) are particular cases of (46), (47) and (49), respectively, when  $s \downarrow 0$ ]. The fact that Benford variables can appear as a particular case of Pareto variables is a likely reason for the sporadic emergence of Benford's distribution (24) in scale-invariant scenarios. Finally, observe that, asymptotically as  $s \downarrow 0$ , the relaxed scaled invariance property (44) becomes *strict*, i.e.  $f_X(x) = \alpha f_X(\alpha x)$ . Strict scale invariance is in turn a property that drives the appearance of Benford's distribution [4].

An interesting line of research beyond the scope of this paper would entail pursuing analytical insights about the probability distribution of the  $s$  parameter itself in scale-invariant scenarios. If this distribution could be found, perhaps under constraints yet to be specified, it would determine the frequency of emergence of Benford variables in those scenarios. In any case, it can be empirically verified that scale-invariant datasets are far more often Paretian rather than just Benfordian (see some examples in Figure 6). Thus, the expressions that we will give in this section may have wider practical applicability than the ones in Section 4.1 in the context of scale-invariant datasets—with the caveat that two parameters ( $s$  and  $\rho$  or  $x_m$ ) must be estimated when using the Pareto distribution results.

#### 4.2.1. Most Significant $b$ -ary Digits of $X$

Combining (4) and (45), and letting

$$\xi = \rho + k - 1$$

yields the Paretian generalisation of (24):

$$\begin{aligned} \Pr(A_{(k)} = a) &= \frac{b^{s(\xi-1)}}{1 - b^{-s}} \left( a^{-s} - (a+1)^{-s} \right) \\ &\quad + u(a+1 - b^\xi) \left( 1 - b^{s\xi} (a+1)^{-s} \right) - u(a - b^\xi) \left( 1 - b^{s\xi} a^{-s} \right). \end{aligned} \quad (46)$$

Let us obtain the distribution of  $A_{[j]}$  for  $j \geq 2$  next. For this single purpose we make two definitions:  $\eta_v = \lceil b^{\xi-1} - vb^{-1} \rceil$  and

$$\tau_s(v) = \begin{cases} -\psi(v), & s = 1 \\ \zeta(s, v), & s \neq 1 \end{cases}$$

where  $\psi(\cdot)$  is again the digamma function and  $\zeta(s, v) = \sum_{n=0}^{\infty} (n+v)^{-s}$  is Hurwitz's zeta function [2]. Now, combining (9) and (46) and using the two previous definitions



it is tedious but straightforward to show that the Paretian generalisation of (27) is

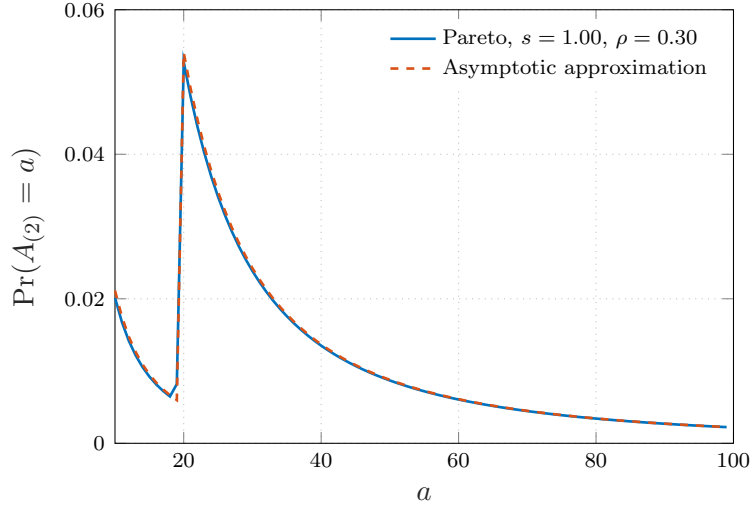
$$\begin{aligned}
\Pr(A_{[j]} = a) &= \frac{b^{s(\xi-2)}}{1-b^{-s}} \left( \tau_s(ab^{-1} + b^{j-2}) - \tau_s((a+1)b^{-1} + b^{j-2}) \right) \\
&\quad - \frac{b^{s(\xi-1)}}{1-b^{-s}} \left( \tau_s(ab^{-1} + b^{j-1}) - \tau_s((a+1)b^{-1} + b^{j-1}) \right) \\
&\quad + b^{s(\xi-1)} \left( \tau_s(ab^{-1} + \eta_a) - \tau_s((a+1)b^{-1} + \eta_{a+1}) \right) \\
&\quad + \eta_a - \eta_{a+1}.
\end{aligned} \tag{47}$$

**Remark 11.** Like in Section 4.1.1, we have been able to obtain a closed-form expression for the pmf of  $A_{[j]}$  thanks to the use of the  $j$ -th integer significand. Of particular interest is the distribution of  $A_{(k)}$  (46), which had only been published before our own work [4] for the special case in which the fractional part of the minimum of the Pareto distribution is zero, i.e.  $\rho = 0$  and thus  $\xi = k - 1$ . In this case (46) becomes

$$\Pr(A_{(k)} = a) = \frac{a^{-s} - (a+1)^{-s}}{b^{-s(k-1)} - b^{-sk}}. \tag{48}$$

The case  $k = 1$  of (48) was first given by Pietronero et al. [20] in the course of their investigation on the generalisation of Benford's distribution to scale-invariant phenomena. Barabesi and Pratelli [6] then extended Pietronero et al.'s result and obtained (48) itself. As we will empirically verify in Section 5, the fact that (46) can handle the general case  $\rho > 0$  is not a minor detail, but a major factor in terms of that expression being able to model real data that cannot be modelled by (48) alone.

Interestingly, (48) was first identified as a new distribution only a few years ago by Kozubowski et al. [13], who called it the *discrete truncated Pareto* (DTP) distribution. Kozubowski et al. also noticed that the DTP distribution generalises Benford's distribution, but they landed on this fact solely because of the mathematical form of (48). In fact, their practical motivation was far removed from the distribution of most significant digits: it was a biological problem involving the distribution of diet breadth in Lepidoptera. Another striking fact is that Kozubowski et al. arrived at the DTP distribution through the quantisation of a *truncated* Pareto variable, instead of through the discretisation of the fractional part of the logarithm of a *standard* Pareto variable —i.e. the procedure that we have followed to get to (48), which is the ultimate reason why the DTP distribution is connected with Benford's distribution. A Pareto variable must surely be the only choice for which two such remarkably different procedures yield the very same outcome. The reason for this serendipitous coincidence is that the complementary cdf of the variable to be quantised or discretised, respectively, turns out to be a negative exponential function in both cases. To end this remark, Kozubowski et al. rightly point out that the shape parameter  $s$  in (48) can be taken to be negative in terms of its validity as a pmf. However observe that  $s$  must be strictly positive for (48) to have physical meaning in terms of modelling a distribution of most significant digits.



**Figure 2.** Theoretical distribution of the two most significant decimal digits of Pareto  $X$  (46) versus theoretical Benford-based asymptotic approximation (42). The lines join probability mass points for clarity.

#### 4.2.2. Leading CF Coefficients of $\log_b X$

Applying (45) to (17) yields the Paretian generalisation of (29):

$$\begin{aligned} \Pr(\mathbf{A}_k = \mathbf{a}_k) = & (-1)^k \left( b^{s(\rho-1)} \frac{b^{-s[0;\mathbf{a}_k]} - b^{-s[0;\mathbf{a}_k + \mathbf{e}_k]}}{1 - b^{-s}} \right. \\ & + u([0; \mathbf{a}_k + \mathbf{e}_k] - \rho) (1 - b^{-s([0;\mathbf{a}_k + \mathbf{e}_k] - \rho)}) \\ & \left. - u([0; \mathbf{a}_k] - \rho) (1 - b^{-s([0;\mathbf{a}_k] - \rho)}) \right). \end{aligned} \quad (49)$$

The special case of (49) for  $\rho = 0$  yields the counterpart of the DTP distribution (48) in the CF setting:

$$\Pr(\mathbf{A}_k = \mathbf{a}_k) = (-1)^k \left( \frac{b^{-s[0;\mathbf{a}_k]} - b^{-s[0;\mathbf{a}_k + \mathbf{e}_k]}}{1 - b^{-s}} \right). \quad (50)$$

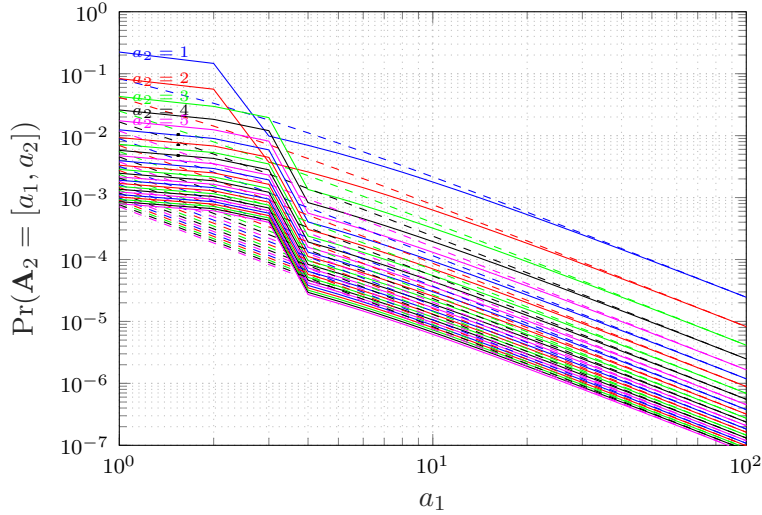
Expression (49) is clearly not amenable to analytic marginalisation beyond  $A_1 = \mathbf{A}_1$ . An interesting particular case of  $A_1$  is given by specialising (50) for  $k = 1$ :

$$\Pr(A_1 = a) = \frac{b^{-\frac{s}{a+1}} - b^{-\frac{s}{a}}}{1 - b^{-s}}. \quad (51)$$

Recalling Remark 10, (51) tends to (32) as  $s \downarrow 0$ .

#### 4.2.3. Comparison with Benford-based Asymptotic Approximations

Now that we have particularised (4) and (17) for a non-Benfordian variable, we are in a position to examine how well the Paretian expressions (46) and (49) are approximated by the Benford-based asymptotic expressions discussed in Section 4.1.3. In order to evaluate approximations (42) and (43) we need the pdf of  $\{Y\}$ ,  $f_{\{Y\}}(y)$ . This is obtained by differentiating (45), which yields  $f_{\{Y\}}(y) =$



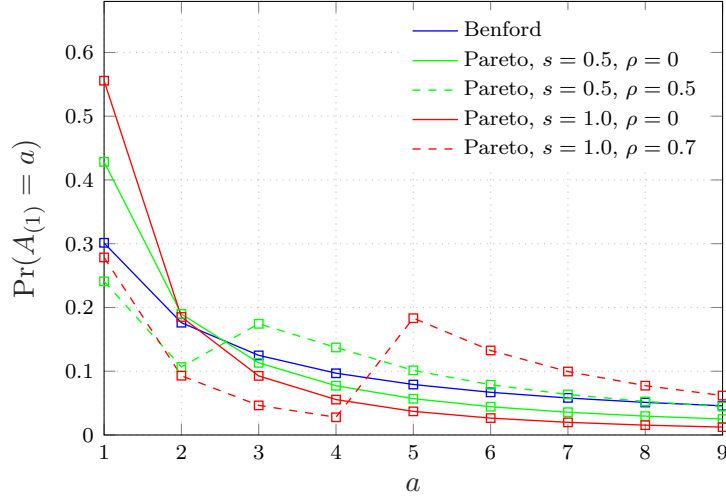
**Figure 3.** Theoretical joint pmf of the first two CF coefficients of  $\log_{10} X$  for Pareto  $X$  with  $s = 1$  and  $\rho = 0.3$  [solid lines, (49)] versus theoretical Benford-based asymptotic approximation [dashed lines, (43)]. The lines join probability mass points corresponding to equal  $a_2$  for clarity.

$s(\ln b) b^{-s(y-\rho)} (b^{-s}/(1-b^{-s}) + u(y-\rho))$  for  $y \in [0, 1)$ . We now compare in Figures 2 and 3 the exact Paretian expressions and their Benford-based approximations for some arbitrary values of  $s$  and  $\rho$  and for  $k = 2$ , which we have chosen because the visualisation of a joint distribution is not simple for  $k > 2$  in the CF case. Even though the Benford-based approximations were obtained assuming  $k$  to be large, we can see that they are close to the exact expressions already. This is markedly true for the most significant digits model in Figure 2, where the approximation is accurate for all  $a \in \mathcal{A}_{(2)}$  already—in fact, it can be verified that the asymptotic approximation is also acceptable for  $k = 1$  in this case. Regarding the CF coefficients model, the approximation becomes accurate when  $a_1 + a_2 \gtrsim 10^2$ .

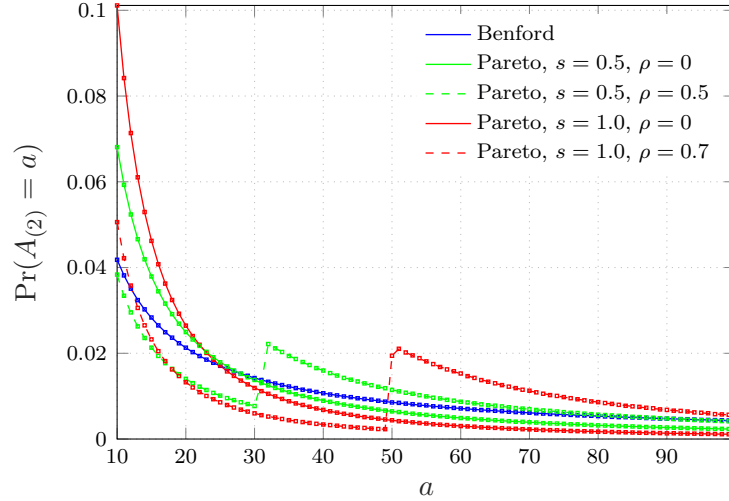
## 5. Empirical Tests

In this section the theoretical expressions given in Sections 4.1 and 4.2 are verified. In all plots, solid or dashed lines represent theoretical probabilities (joining discrete probability mass points) whereas square symbols represent empirical frequencies obtained using a dataset  $\{x_1, x_2, \dots, x_p\}$ . For simplicity, we use the maximum likelihood (ML) estimators  $\hat{x}_m = \min_i x_i$  and  $\hat{s} = (\frac{1}{p} \sum_i \ln(x_i/\hat{x}_m))^{-1}$  to drive the Paretian expressions with real datasets, but be aware that better estimation approaches are possible (see for instance [16]).

We start with distributions of the most significant digits of  $X$ . Figures 4 and 5 present the distributions of the most significant decimal digit  $A_{(1)}$  and of the two most significant decimal digits  $A_{(2)}$ , respectively. The Benford results, which are a particular case of (46), are well known. The Paretian cases with  $\rho = 0$  are covered by (48), as previously shown by Barabesi and Pratelli [6]. However, it is essential to use the general expression (46) when  $\rho > 0$ . In this case the pmf's of Paretian significant digits do not behave anymore in a monotonically decreasing way (i.e. like Benford's pmf) but rather feature a peak midway along the support of  $A_{(k)}$ . Therefore modelling



**Figure 4.** Distributions of the most significant decimal digit of  $X$ . The theoretical pmf's (solid and dashed lines) are (24) and (46), and the empirical frequencies ( $\square$ ) correspond to  $p = 10^7$  pseudorandom outcomes in each case.

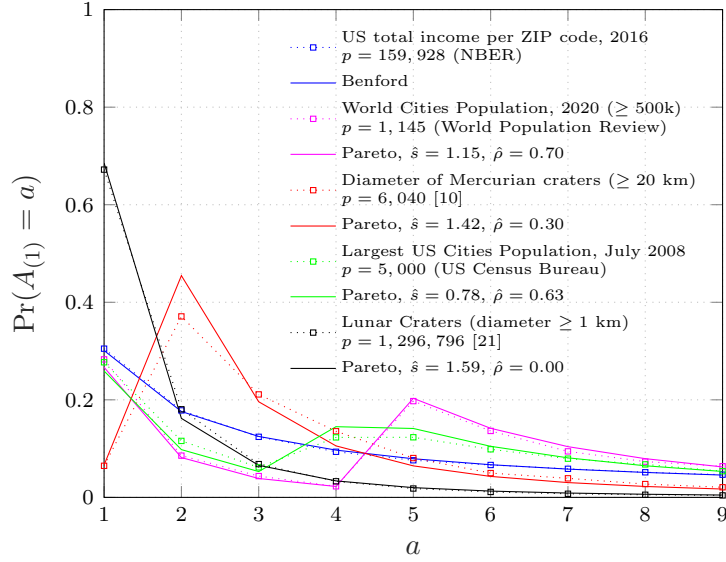


**Figure 5.** Distributions of the two most significant decimal digits of  $X$ . The theoretical pmf's (solid and dashed lines) are (24) and (46), and the empirical frequencies ( $\square$ ) correspond to  $p = 10^7$  pseudorandom outcomes in each case.

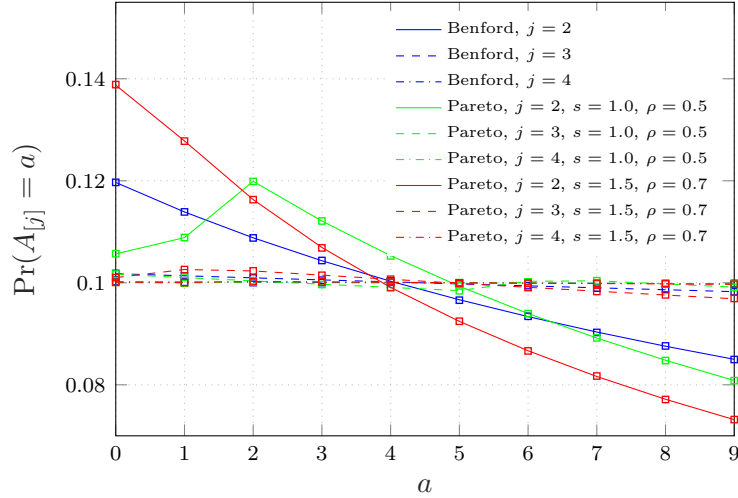
real Paretian datasets requires being able to take a general value of  $\rho$  into account, as there is no special reason why  $\rho$  should be zero in practice —observe some examples in Figure 6.

Next, Figure 7 shows distributions of the  $j$ -th most significant decimal digit  $A_{[j]}$ . Again, peaks can be seen in the distributions when  $\rho > 0$ , but in general these are less pronounced than in the distribution of  $A_{(k)}$  due to (10). An illustration of the asymptotic behaviour proved in Theorem 2.2 is the fact that  $A_{[4]}$  is nearly uniformly distributed for all three distributions of  $X$  considered in Figure 7.

We move on next to distributions of the leading CF coefficients of  $\log_{10} X$ . Figures 8 and 9 verify the validity of the joint distributions (29) and (49) of the two leading CF coefficients  $\mathbf{A}_2$  when  $X$  is Benford and Pareto, respectively. In Figure 10 we show the

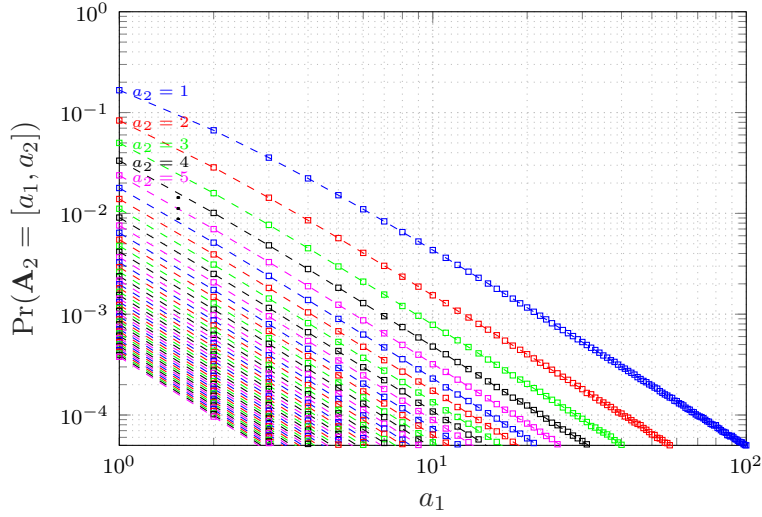


**Figure 6.** Distributions of the most significant decimal digit of  $X$  for real Benfordian and Paretian datasets. The theoretical pmf's (solid lines) are (24) and (46), and the empirical frequencies ( $\square$ ) are joined by dotted lines for clarity.

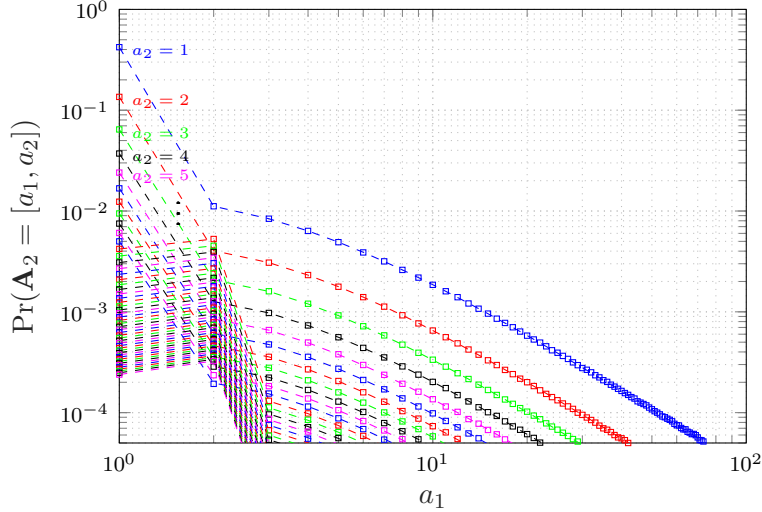


**Figure 7.** Distributions of the  $j$ -th most significant decimal digit of  $X$ . The theoretical pmf's (solid and dashed lines) are (27) and (47), and the empirical frequencies ( $\square$ ) correspond to  $p = 5 \times 10^7$  pseudorandom outcomes in each case.

distributions of the marginals  $A_1$  and  $A_2$  for Benford  $X$  [i.e. (32) and (33)], and we compare them to the Gauss-Kuz'min law (22). As we can see, the distribution of  $A_j$  converges really fast to Gauss-Kuz'min: the distribution of  $A_1$  is close to it already, as remarked by Miller and Takloo-Bighash [15], but that of  $A_2$  is even closer as expected from (41). Figure 10 also depicts the distribution of  $A_1$  for Paretian  $X$ , using (49). As we know, for Pareto  $X$  the distribution of  $A_j$  must also converge exponentially fast to the Gauss-Kuz'min law, although this is not graphically illustrated in Figure 10 due to the lack of a theoretical expression for  $A_2$  in this case. Finally, we show in Figures 11 and 12 how (29) and (49) correctly model real Benfordian and Paretian



**Figure 8.** Joint distribution of the first two CF coefficients of  $\log_{10} X$  for Benford  $X$ . The theoretical joint pmf (dashed lines) is (29) and the empirical frequencies ( $\square$ ) correspond to  $p = 10^8$  pseudorandom outcomes.

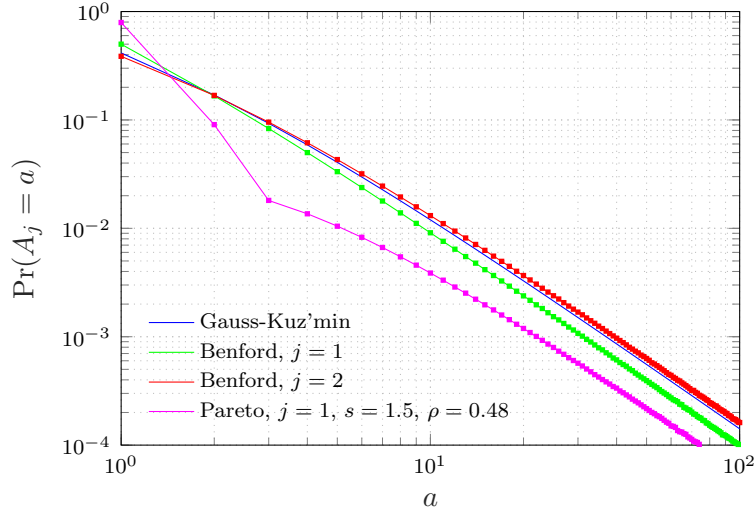


**Figure 9.** Joint distribution of the first two CF coefficients of  $\log_{10} X$  for Pareto  $X$ ,  $s = 1.5$ ,  $\rho = 0.48$ . The theoretical joint pmf (dashed lines) is (49) and the empirical frequencies ( $\square$ ) correspond to  $p = 10^8$  pseudorandom outcomes.

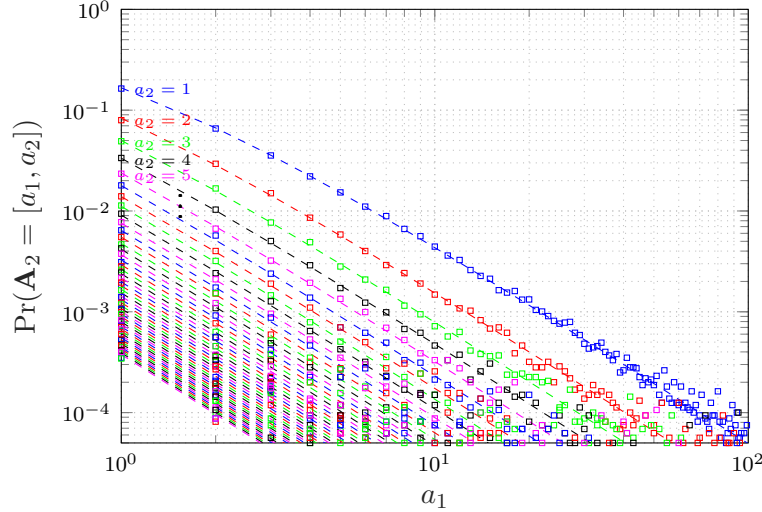
datasets, respectively.

## 6. Conclusions

We have provided a general theoretical analysis of the distributions of the most significant digits and the leading continued fraction coefficients of the outcomes of an arbitrary random variable, which highlights the connections between the two subjects. Empirical verification for two relevant particularisations of our results (Benford and Pareto variables, respectively) also supports the accuracy of our results in practice. Our analysis reveals novel facts —specially, but not only, concerning modelling continued

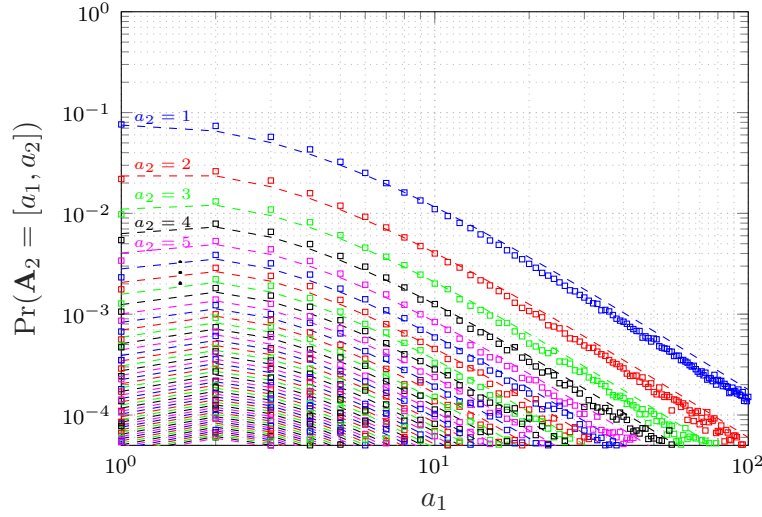


**Figure 10.** Distributions of the  $j$ -th CF coefficient of  $\log_{10} X$ . The theoretical pmf's (solid lines) are (22), (32), (33), and (49) [with  $k = 1$ ]. The empirical frequencies ( $\square$ ) correspond to  $p = 10^8$  pseudorandom outcomes in each case.



**Figure 11.** Joint distribution of the first two CF coefficients of  $\log_{10} X$  for a real Benfordian dataset (US total income per ZIP code, National Bureau of Economic Research, 2016,  $p = 159,928$ ). The theoretical joint pmf (dashed lines) is (29), whereas the symbols ( $\square$ ) represent empirical frequencies.

fraction coefficients— and provides simpler proofs and new closed-form expressions for already known ones. In particular, we have shown that the use of what we propose to call  $k$ -th integer significands considerably simplifies modelling significant digits, allowing for uncomplicated finite and asymptotic analyses. We have also shown the parallelism between the general asymptotics of the probabilistic models for the  $j$ -th significant  $b$ -ary digit and of the  $j$ -th continued fraction coefficient —i.e. between (10) and the Gauss-Kuz'min law (22)—, and the role played by the Benford variables in the asymptotics of the general analyses. Our results may find application in all areas where Benford's law has been previously used.



**Figure 12.** Joint distribution of the first two CF coefficients of  $\log_{10} X$  for a real Paretian dataset (diameter of Lunar craters  $\geq 1$  km,  $p = 1,296,796$  [21]). The theoretical joint pmf (dashed lines) is (49), driven by  $\hat{s} = 1.59$  and  $\hat{\rho} = 0.00$ , whereas the symbols ( $\square$ ) represent empirical frequencies.

## References

- [1] M. Abramowitz and I.A. Stegun, *Handbook of mathematical functions with formulas, graphs, and mathematical tables*, U.S. Government Printing Office, New York, 1972.
- [2] T.M. Apostol, *Introduction to analytic number theory*, Springer-Verlag, New York, USA, 1976.
- [3] G.B. Arfken and H.J. Weber, *Mathematical methods for physicists*, 6th ed., Elsevier, 2005.
- [4] F. Balado and G.C. Silvestre, *Benford's law: Hammering a square peg into a round hole?*, 29th European Signal Processing Conference (EUSIPCO) (Dublin, Ireland), 2021, pp. 796–800.
- [5] L. Barabesi, A. Cerasa, A. Cerioli, and D. Perrotta, *On characterizations and tests of Benford's law*, Journal of the American Statistical Association **0** (2021), no. 0, 1–17.
- [6] L. Barabesi and L. Pratelli, *On the generalized Benford law*, Statistics & Probability Letters **160** (2020), 108702.
- [7] F. Benford, *The law of anomalous numbers*, Proceedings of the American Philosophical Society **78** (1938), no. 4, 551–572.
- [8] A. Berger and T.P. Hill, *A basic theory of Benford's law*, Probability Surveys **8** (2011), 1–126.
- [9] N. Blachman, *The continued fraction as an information source*, IEEE Transactions on Information Theory **30** (1984), no. 4, 671–674.
- [10] C.I. Fassett, S.J. Kadish, J.W. Head, S.C. Solomon, and R.G. Strom, *The global population of large craters on Mercury and comparison with the Moon*, Geophys. Res. Lett. **28** (2011).
- [11] R.L. Graham, D.E. Knuth, and O. Patashnik, *Concrete mathematics: A foundation for computer science*, 2nd ed., Addison-Wesley, Harlow, UK, 1994.
- [12] A.Y. Khinchin, *Continued fractions*, 3rd ed., The University of Chicago Press, Chicago, Illinois, USA, 1961.
- [13] T.J. Kozubowski, A.K. Panorska, and M.L. Forister, *A discrete truncated Pareto distribution*, Statistical Methodology **26** (2015), 135–150.
- [14] S.J. Miller (ed.), *Benford's law: Theory and applications*, Princeton University Press, Princeton, New Jersey, USA, 2015.
- [15] S.J. Miller and R. Takloo-Bighash, *An invitation to modern number theory*, Princeton University Press, Princeton, New Jersey, USA, 2006.



- [16] J. Nair, A. Wierman, and B. Zwart, *The fundamentals of heavy tails: Properties, emergence, and estimation*, Cambridge University Press, Cambridge, UK, 2022.
- [17] S. Newcomb, *Note on the frequency of use of the different digits in natural numbers*, American Journal of Mathematics **4** (1881), no. 1, 39–40.
- [18] M.J. Nigrini, *The detection of income tax evasion through an analysis of digital frequencies*, Ph.D. thesis, University of Cincinnati, Ohio, USA, 1992.
- [19] ———, *Benford's law: Applications for forensic accounting, auditing, and fraud detection*, Wiley & Sons, New Jersey, USA, 2012.
- [20] L. Pietronero, E. Tosatti, V. Tosatti, and A. Vespignani, *Explaining the uneven distribution of numbers in nature: the laws of Benford and Zipf*, Physica A: Statistical Mechanics and its Applications **293** (2001), no. 1, 297–304.
- [21] S.J. Robbins, *A new global database of Lunar impact craters > 1–2 km: 1. Crater locations and sizes, comparisons with published databases, and global analysis*, Journal of Geophysical Research: Planets **124** (2018), no. 4, 871–892.