

On the Biplanarity of Blowups

David Eppstein

Computer Science Department, University of California, Irvine

Abstract. The 2-blowup of a graph is obtained by replacing each vertex with two non-adjacent copies; a graph is biplanar if it is the union of two planar graphs. We disprove a conjecture of Gethner that 2-blowups of planar graphs are biplanar: iterated Kleetopes are counterexamples. Additionally, we construct biplanar drawings of 2-blowups of planar graphs whose duals have two-path induced path partitions, and drawings with split thickness two of 2-blowups of 3-chromatic planar graphs, and of graphs that can be decomposed into a Hamiltonian path and a dual Hamiltonian path.

Keywords: Graph thickness · Split thickness · Graph blowups · Kleetopes.

1 Introduction

In a 2018 survey on the Earth–Moon problem, Ellen Gethner conjectured that 2-blowups of planar graphs are always biplanar [11]. In this paper we refute this conjecture by showing that 2-blowups of iterated Kleetopes are non-biplanar, and more strongly do not have split thickness two.

1.1 Definitions and preliminaries

Before detailing our results, let us unpack this terminology: what are Kleetopes, biplanarity and split thickness, and blowups?

Polyhedral graphs are the graphs of convex polyhedra. By Steinitz’s theorem, these are exactly the 3-vertex-connected planar graphs [23]. Polyhedral graphs have unique planar embeddings [19], whose faces are exactly the *peripheral cycles*, cycles such that every two edges not in the cycle are part of a path with interior vertices disjoint from the cycle [25]. Every *maximal planar graph* with ≥ 4 vertices, one to which no edges can be added while preserving planarity, is polyhedral.

The *Kleetope* of a polyhedral graph (named by Branko Grünbaum for Victor Klee [13]) is a maximal planar graph obtained by adding a new vertex within every face, adjacent to all the vertices of the face. Geometrically, it can be formed by attaching a pyramid to every face, simultaneously. An *iterated Kleetope* is the result of repeatedly applying this operation a given number of times. Following notation from our previous work [8], we let KG denote the Kleetope of a graph G and K^iG denote the result of applying the Kleetope operation i times to G .

Thickness is the minimum number of planar subgraphs needed to cover all edges of a given graph. Equivalently, it is the minimum number of edge colors needed to draw the graph in the plane with colored edges so each crossing has edges of two different colors. A graph is *biplanar* if its thickness is at most two. Thus, a biplanar drawing of a graph can be interpreted as a pair of planar drawings of two subgraphs of the given graph that, together, include all of the graph edges. Repeated edges are never necessary and for technical reasons we forbid them.

Little was known about the structure of biplanar graphs. They include all graphs of maximum degree four [5, 14], and therefore cannot have more structure than degree-four graphs. An NP-completeness reduction for biplanarity by Mansfield [20] can be used to construct infinitely many non-biplanar graphs. Additionally, as Sýkora et al. observed, 5-regular graphs of girth ≥ 10 are too dense for their girth to be biplanar [24].

Split thickness is a generalization of thickness in which we form a single planar drawing with multiple copies of each vertex, which are not required to be near each other in the drawing. Each edge of the graph appears once, connecting an arbitrary pair of copies of its endpoints. A drawing has split thickness k if each vertex has at most k copies, and the split thickness of a graph G is the minimum number k such that G has a drawing with split thickness k [9]. Split thickness is less than or equal to thickness, but they can diverge, even for complete graphs: K_{12} has split thickness two [15] but K_9 already has thickness three [2, 26]. Thickness has its origin in the Earth–Moon problem, posed by Gerhard Ringel in 1959 [22], which in graph-theoretic terms asks for the maximum chromatic number of biplanar graphs. In the same way, split thickness corresponds to the older m -pire coloring problem [10].

Blowups of graphs are formed by duplicating their vertices a given number of times. More specifically, the (open) k -blowup of a graph G , which we denote as kG ,¹ is obtained by making k copies of each vertex of G , and by connecting two vertices in kG whenever they are copies of adjacent vertices in G . Two copies of the same vertex are not adjacent. In a *closed blowup*, the copies are adjacent.

Albertson, Boutin, and Gethner [1] proved that the closed 2-blowup of any tree or forest is planar and therefore that the closed 2-blowup of any graph of arboricity a has thickness at most a . Here, *arboricity* is the minimum number of forests that cover all edges of a graph. Adding a leaf to a forest corresponds, in the closed 2-blowup, to gluing a K_4 subgraph onto an edge, which preserves planarity, and the a forests that cover a graph of arboricity a can be blown up by induction in this way, separately from each other (Fig. 1).

Planar graphs have arboricity at most three [21], and this is tight for planar graphs with more than $2n - 2$ edges, including most maximal planar graphs. Therefore, their 2-blowups have thickness at most three. Gethner’s conjecture asks whether there are planar graphs for which the resulting thickness-three drawing is optimal or whether smaller thickness, two, can always be achieved.

¹ Blowups are a standard concept but their notation varies significantly. Other choices from the literature include $G(k)$, $G[k]$, G^k , and $G^{(k)}$.

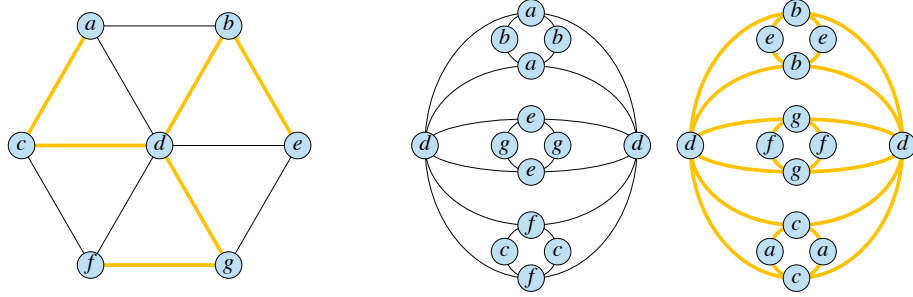


Fig. 1. Decomposition of a seven-vertex wheel graph into two trees (left) and the corresponding biplanar drawing of its 2-blowup (right)

1.2 New results

Our main result is that for all sufficiently large maximal planar graphs G , $2K^3G$ does not have thickness two and does not have split thickness two. This gives a proof of non-biplanarity for a natural and sparse class of graphs that (unlike previous methods for proving non-biplanarity) allows short cycles.

To complement this result, we provide biplanar or split thickness two drawings for the blowups of three natural classes of planar graphs:

- We construct a biplanar drawing of the 2-blowup of any planar graph whose faces can be decomposed into two *outerpaths*, strips of polygons connected edge-to-edge with the topology of a path (see Definition 3). Equivalently, this structure is a partition of the dual graph into two induced paths.
- When G can be decomposed into two outerpaths, we construct a split thickness two drawing of its Kleetope KG . In the special case of the tetrahedral graph K_4 , this construction can be used for the iterated Kleetope K^2K_4 .
- When G and its dual have disjoint Hamiltonian paths, we construct a split thickness two drawing of the 2-blowup of G .
- We construct a split thickness two drawing of the 2-blowup of any 3-chromatic planar graph, and more generally a drawing with split thickness k of the k -blowup of these graphs.

These drawing algorithms motivate our use of iterated Kleetopes in constructing non-biplanar blowups of planar graphs, because Kleetopes are far from having the properties needed to make these algorithms work. Kleetopes of maximal planar graphs are far from 3-chromatic: each added vertex forms a K_4 subgraph, an obstacle to 3-coloring. And iterated Kleetopes are far from being decomposable into outerpaths, as their dual graphs have no long induced paths. The underlying planar graphs for each of our drawing algorithms include infinitely many maximal planar graphs, showing that it is not merely the large size and maximality of iterated Kleetopes that prevents their blowups from having drawings. Additionally, because triangle-free planar graphs are 3-chromatic [12], these constructions

suggest that the connection of Sýkora et al. between girth and non-biplanarity is unlikely to help construct planar graphs with non-biplanar blowups.

2 Iterated Kleetopes

In this section we show that some 2-blowups of iterated Kleetopes are not biplanar and do not have split thickness two or less. As in our previous work on the geometric realization of iterated Kleetopes [8], our approach uses the observation that any realization or drawing of an iterated Kleetope must be based on a realization or drawing of a graph with one fewer iteration. This simpler drawing can be recovered from the final drawing by removing the vertices added in the Kleetope process. Using this observation, we build up a sequence of stronger properties for the biplanar and split thickness two embeddings of these graphs, as the number of Kleetope iterations increases. Eventually, these properties will become so strong that they lead to an impossibility.

Definition 1. *For a vertex v of graph G , it is convenient to denote the two copies of v in $2G$ by v_0 and v_1 . We distinguish these from the two images of v_0 and the two images of v_1 in a biplanar or split thickness two drawing of $2G$. In such a drawing, v itself has four images, two from v_0 and two from v_1 .*

We need the following definitions in the proof of our first lemma.

Definition 2. *Define the excess of a face in a planar, biplanar, or split thickness two drawing of a graph to be the number of edges in the face, minus three, so triangles have excess zero and all other faces have positive excess. Define the total excess of the drawing to be the sum of all face excesses.*

The total excess of a drawing equals the amount by which the number of edges in the graph falls short of the maximum possible number of edges in a drawing of its type, and so can be calculated only from a graph and the type of its drawing, independent of how it is drawn:

- A planar drawing of an n -vertex graph can have at most $3n - 6$ edges, and if there are m edges then the total excess is $(3n - 6) - m$.
- A biplanar drawing of an n -vertex graph can have at most $6n - 12$ edges, and if there are m edges then the total excess is $(6n - 12) - m$.
- A split thickness two drawing of an n -vertex graph can have at most $6n - 6$ edges, and if there are m edges then the total excess is $(6n - 6) - m$.

Lemma 1. *Let G be a maximal planar graph with n vertices. If $n \geq 49$, then in any biplanar drawing D of $2G$ some vertex v of G has images that are only incident to triangles. If $n \geq 73$, then for any split thickness two drawing some vertex v has the same property. We say that v has triangulated neighborhoods.*

Proof. The number of vertices that belong to non-triangular faces in a planar, biplanar, or split thickness two drawing is maximized when the total excess

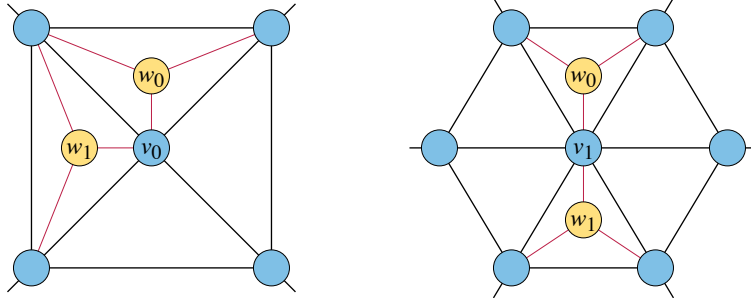


Fig. 2. Left: Illustration for Lemma 2: If v in G has triangulated neighborhoods, and w is any neighbor of v added in KG , then the images of w must lie in two triangles incident to images of v , connected to all six triangle vertices. In this example, the four images of w are neighbors of only two images of v , but they may instead be neighbors of three or four images of v .

is distributed among disjoint quadrilateral faces. In this case, the number of such vertices is four times the excess. Any other distribution of the total excess, or non-disjointness among the non-triangular faces, produces fewer such vertices.

Because G is maximal planar, it has excess zero and $3n - 6$ edges. Its blowup $2G$ has $2n$ vertices and $12n - 24$ edges, four copies of each edge in G . Therefore, any biplanar drawing of G has excess 12, and any split thickness two drawing of G has excess 18. The number of vertices that can belong to a non-triangular face in these drawings is, respectively, 48 and 72. For larger values of n , some vertex has triangulated neighborhoods.

Lemma 2. *Let G be a maximal planar graph, and consider any biplanar drawing or split thickness two drawing D of $2KG$, and the restriction of the same drawing to G . If some vertex v of G has triangulated neighborhoods in the restriction to G , then any neighbor w of v in $KG \setminus G$ has its four images each drawn surrounded by exactly three triangular faces. We say that w has triangular neighborhoods. If G has n vertices with $n \geq 49$, then in any biplanar drawing D of $2KG$ some vertex w of KG has triangular neighborhoods. If $n \geq 73$, then for any split thickness two drawing of $2KG$ some vertex w has triangular neighborhoods.*

Proof. As an added vertex in KG , w has degree three, so its copy w_0 in $2KG$ has degree six. To be adjacent to both v_0 and v_1 , the two images of w_0 must lie in two triangular faces of the restricted drawing containing v_0 and v_1 , as shown in Fig. 2. (No face contains both v_0 and v_1 , because they have triangular neighborhoods and are not adjacent.) This placement limits w_0 to having as neighbors only the six vertices of these two triangles, matching its degree, so it must be connected to all six of these vertices. The same argument applies to w_1 .

The existence of w in biplanar or split thickness drawings of $2KG$ for graphs with many vertices follows by applying this argument to the vertex v with triangulated neighborhoods given by Lemma 1.

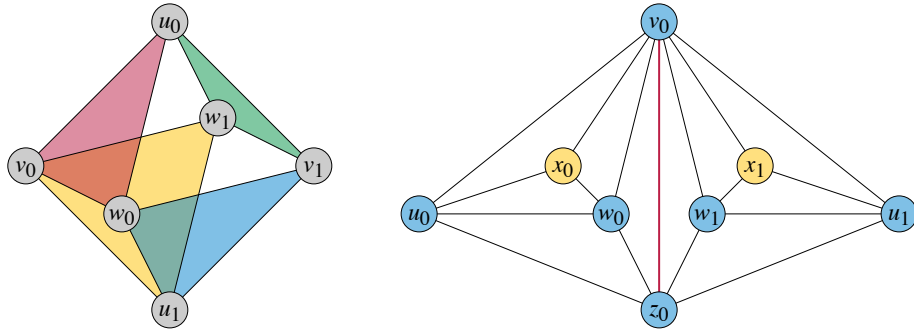


Fig. 3. Left: Illustration for Lemma 3: partition of 2Δ into four triangles, for a triangle $\Delta = uvw$. Right: Illustration for Theorem 1: For the restriction of a given drawing to $2KG$, and for w in KG , images w_0 and w_1 have triangular neighborhoods sharing edge v_0z_0 (red). The third vertices of these triangular neighborhoods, u_0 and u_1 , are distinct images of a neighbor u of w . For vertex x in K^2G adjacent to w and to u , two images have triangular neighborhoods without shared edges.

In Lemma 2, the two triangular neighborhoods of w_0 must be disjoint, so they cover all six distinct neighbors of w_0 in $2KG$. Similarly, the two neighborhoods of w_1 must be disjoint. However, a neighborhood of w_0 may share a vertex or an edge with a neighborhood of w_1 . (It cannot share edges with two neighborhoods because then those two neighborhoods would not be disjoint.) In fact, some sharing is necessary:

Lemma 3. *Let t be a vertex of a planar graph H having three neighbors, all adjacent. Suppose that t has triangular neighborhoods in a biplanar or split thickness two drawing of $2H$. Then it is impossible for all four images of t to have edge-disjoint neighborhoods in this drawing.*

Proof. Let Δ be the triangle of neighbors of t in H . 2Δ is isomorphic to $K_{2,2,2}$, the graph of a regular octahedron. We are assuming our drawings have no repeated edges, so two images of t with edge-disjoint neighborhoods in the drawing must come from edge-disjoint triangles of 2Δ . Thus, if the four images of t could be drawn with edge-disjoint triangular neighborhoods, these neighborhoods would form four edge-disjoint triangles of 2Δ . But in any subdivision of 2Δ into four edge-disjoint triangles (Fig. 3, left), each two triangles share a vertex, and together cover only five vertices of 2Δ . If the four images of t were placed in images of these four triangles, the two triangular neighborhoods of t_0 would miss one of the six neighbors of t_0 in $2H$, as would the two triangular neighborhoods of t_1 , preventing the drawing from being valid. Therefore, no such drawing is possible.

Theorem 1. *Let G be a maximal planar graph with n vertices. If $n \geq 49$, then $2K^3G$ has no biplanar drawing, and if $n \geq 73$, then $2K^3G$ has no split thickness two drawing.*

Proof. Suppose for a contradiction that such a drawing existed, and consider the drawings within it of $2K^2G$ and of $2KG$. We will find a vertex with triangular neighborhoods in each of these drawings so that the four neighborhoods of the four images of the chosen vertex are nearly disjoint: these neighborhoods can share at most two edges total in $2KG$, at most one edge in $2K^2G$, and no edges in $2K^3G$. The existence of a vertex in K^3G whose triangular neighborhoods share no edges will contradict Lemma 3, showing that no such drawing can exist. To do this, we consider each level of iteration successively, as follows:

- In the drawing of $2KG$, Lemma 2 gives us a vertex w of KG with triangular neighborhoods. The neighborhood of each image of w shares at most one edge with other neighborhoods of images of w . For biplanar drawings this is immediate (only one other image is in the same planar subgraph and can share an edge with it). For split thickness two drawings, a neighborhood of w_0 that shares edges with the neighborhoods of both images of w_1 is impossible, because then the two images of w_1 would share a vertex, preventing them from covering all six neighbors of w_1 . Therefore, among the neighborhoods of all four images of w , there are at most two shared edges.

- To find a vertex x in K^2G with triangular neighborhoods in the drawing of $2K^2G$, with at most one edge shared among the neighborhoods of its four images, consider the vertex w found above in KG . If the neighborhoods of w have at most one shared edge in the drawing of $2KG$, let x be any neighbor of w added in forming K^2G from KG . Then x must again have triangular neighborhoods by Lemma 2. Because these triangular neighborhoods must be interior to the triangular neighborhoods of w , they can have at most one shared edge (the same edge as the one shared by the neighborhoods of w).

Suppose, on the other hand, that the triangular neighborhoods of w share exactly two edges. Let $\Delta_0, \Delta'_0, \Delta_1$, and Δ'_1 be the four triangles in $2KG$ neighboring the two images of w_0 and w_1 , respectively, with an edge shared by Δ_0 and Δ_1 and another edge shared by Δ'_0 and Δ'_1 . Because these triangles can only share one edge, and each image of w must be adjacent to images of all three neighbors of w , the vertices of Δ_0 and Δ_1 that are not on the shared edge must be distinct images of the same vertex u . Choose a vertex x of $K^2G \setminus KG$, adjacent to w and to u .

Because w has triangular neighborhoods in KG , its four images in the drawing of $2KG$ are each surrounded by three triangles, formed by images of w and two of its neighbors. For each image, only one of these triangles consists of the three neighbors of x . Thus, the four images of x must be placed in these four triangles. Two of these four triangles are subdivisions of Δ_0 and Δ_1 , containing the non-shared images of u , and therefore do not share any edge with each other. The only possible shared edge among the triangular neighborhoods of x is the edge shared by Δ'_0 and Δ'_1 , within which lie the other two images of x . Thus, by choosing x in K^2G we have eliminated one shared edge between triangular neighborhoods. See Fig. 3, right.

- If the four triangular neighborhoods of x in the drawing of $2K^2G$ are edge-disjoint, we already have a contradiction with Lemma 3. Otherwise, we must

find a vertex t in K^3G whose triangular neighborhoods are edge-disjoint, giving us the desired contradiction. To do so, consider the four triangular neighborhoods of x in the drawing of $2K^2G$, only two of which share one edge. For the two triangles that share an edge, the two non-shared vertices of these triangles must be distinct images of the same vertex y in K^2G . Choose a vertex t of $K^3G \setminus K^2G$, adjacent to x and to y . Then the four triangles in which z must be placed lie within the four triangular neighborhoods of x , away from the shared edge of these triangular neighborhoods, so they cannot share any edges with each other. By Lemma 3, this is an impossibility.

When G is not maximal planar or is too small for the theorem to apply directly, more iterations of the Kleetope operation can be used before applying the same argument. Thus, there exists an i such that for every plane graph G , $2K^iG$ is not biplanar and has no split thickness two drawing.

3 Drawings from Triangle Strips

Definition 3. *An outerpath is an outerplanar graph whose weak dual (the adjacency graph of its bounded faces) is a path.*

Suppose that the dual vertices of a planar graph G can be partitioned into two subsets that each induce a path in the dual graph. Then the dual cut edges between these two subsets correspond, in G itself, to a Hamiltonian cycle that partitions G into two outerpaths. Fig. 4 depicts an example of this sort of *two-outerpath decomposition* for the graph of the regular icosahedron.

Theorem 2. *If a planar graph G has a two-outerpath decomposition, then $2G$ has a biplanar drawing.*

Proof. We may assume without loss of generality, by triangulating each outerplanar graph if necessary, that both outerpaths are maximal outerplanar: each of their faces is a triangle. If this triangulation step adds two copies of the same edge to the graph, it is not a problem, because the edges added in this triangulation step will be removed from the final drawing.

In each outerpath, the triangular faces form a linear sequence, separated by the internal edges of the outerpath, which are also linearly ordered. In the blowup $2G$, number the two copies of each vertex v as v_0 and v_1 . If uv is one of the diagonals of one of the outerpaths (that is, one of its internal edges), then $2uv$ is a four-vertex cycle $u_0v_0u_1v_1$.

We will construct a biplanar drawing of $2G$ with each plane containing all copies of interior edges of one of the two outerpaths, and two out of the four copies of each boundary edge. We draw copies of the interior edges as nested quadrilaterals, one for each diagonal of its outerpath, in the same order that these diagonals appear within the outerpath. If we draw these quadrilaterals one at a time, from the innermost to the outermost, then each two consecutive

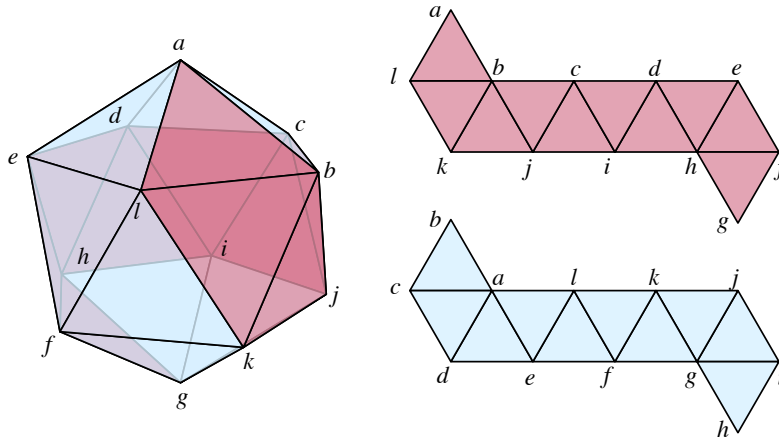


Fig. 4. Decomposition of an icosahedron into two outerpaths.

quadrilaterals share two opposite vertices, corresponding to the single shared endpoint of the two diagonals.

In each pair of consecutive quadrilaterals, the outer quadrilateral has two potential orientations with respect to the inner one: if the two consecutive diagonals are uv and vw , with quadrilateral $u_0v_0u_1v_1$ drawn inside quadrilateral $v_0w_0v_1w_1$, then these quadrilaterals may be drawn so that pairs u_0w_0 and u_1w_1 are adjacent, or so that pairs u_0w_1 and u_1w_0 are adjacent. In one plane we always choose the orientation with u_0w_0 and u_1w_1 adjacent, and we connect these pairs of vertices by an edge. In the other plane, we always choose the orientation with u_0w_1 and u_1w_0 adjacent, and we connect these pairs of vertices by an edge. In this way, we draw all four copies of each boundary edge, except the edges incident to the two ears (triangles with two boundary edges).

It remains to draw the ears. Each has two boundary edges sharing a vertex, which we call the *ear vertex*. These two boundary edges have not yet been drawn in the plane of their outerpath. The third edge of the ear is a diagonal whose images form the innermost or outermost quadrilateral in its plane. We place both copies of the ear vertex inside or outside this quadrilateral (respectively as it is innermost or outermost), connected to its two neighbors in the ear with the same numbering convention: in the plane where the quadrilaterals are oriented with u_0w_0 and u_1w_1 adjacent, we connect each ear vertex to neighbors with the same subscript, and in the other plane we connect each ear vertex to neighbors with the opposite subscript.

Thus, all copies of the diagonals of one strip and all copies of boundary edges that connect copies having the same index are drawn in one plane. All copies of the diagonals of the other strip and all copies of boundary edges that connect copies having different indices are drawn in the other plane. The result is a biplanar drawing of the entire blowup $2G$.

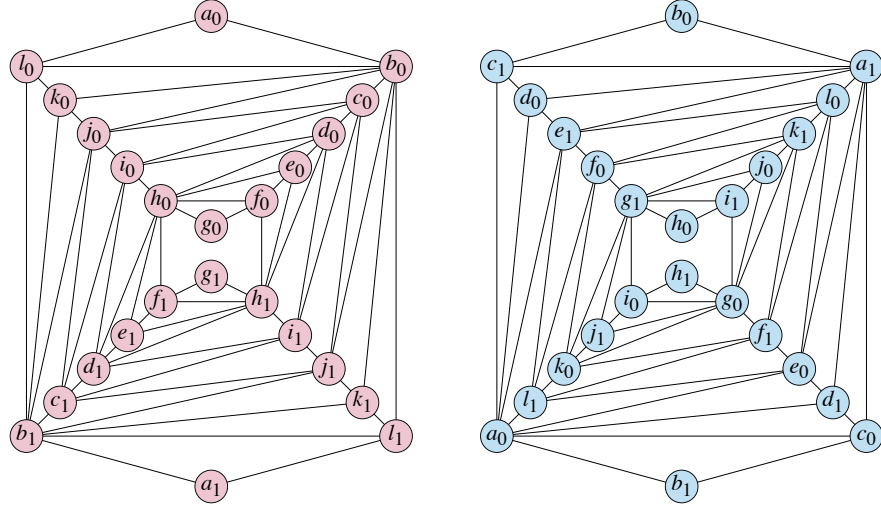


Fig. 5. Biplanar drawing of the 2-blowup of an icosahedron corresponding to the outerpath decomposition of Fig. 4.

Fig. 5 depicts the drawing obtained by applying Theorem 2 to the outerpath decomposition of the icosahedron depicted in Fig. 4. The following extension of this result is noteworthy in connection with our iterated Kleetope counterexample:

Theorem 3. *If a maximal planar graph G has a decomposition into two outerplanar graphs, coming from an induced path partition of its dual graph into two paths, then $2KG$ has a drawing with split thickness two.*

Proof. From the drawing of Theorem 2 for $2G$, add two more edges from the ear vertices to the other vertices on the hexagonal faces they belong to, so that each of the two planes of the drawing contains four images of each triangular face of its outerplanar subgraph of G , in two disjoint pairs. These four triangles can be used to place the four images of each added vertex of KG .

For instance, the triakis icosahedron, the Kleetope of the icosahedron, is a maximal planar graph whose edges all have total degree ≥ 13 . (This is the maximum possible for the minimum total degree of an edge, by Kotzig's theorem [17].) Because the icosahedron has a two-outerpath decomposition, we can apply Theorem 3 to its Kleetope, producing a drawing with split thickness two of the 2-blowup of the triakis icosahedron.

In general, we cannot extend this construction to higher-order Kleetopes. When a graph G has a two-outerpath decomposition, the drawings of $2KG$ produced from G by Theorem 3 again have four images of each triangular face of KG , but some of these quadruples of images cannot be grouped into disjoint pairs. However, in the method of Theorem 3 each added vertex of K^2G corresponds to two vertices in $2K^2G$, and the two images of each of these two

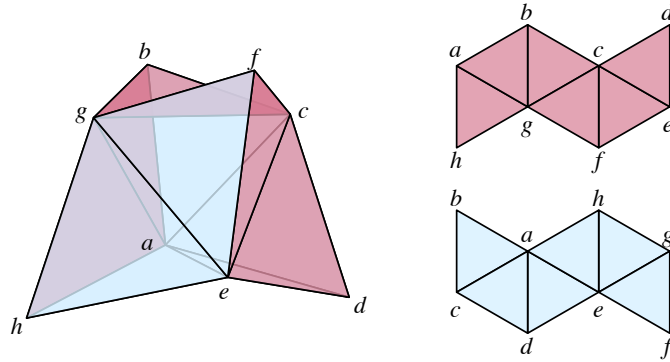


Fig. 6. Outerpath decomposition of KK_4 .

vertices must be placed in disjoint triangles, in order to provide all six of its adjacencies. Therefore, this method does not provide drawings of $2K^2G$. However, in one special case, for $G = K_4$ (the graph of a tetrahedron), a different method works. In this case, the Kleetope KK_4 has an outerpath decomposition, shown in Fig. 6. Therefore, applying Theorem 3 we can obtain a split thickness two drawing of $2K^2K_4$.

A very similar drawing algorithm to the one in Theorem 2 can be used for graphs with a different form of decomposition into triangle strips.

Definition 4. Let G be a planar graph having both a Hamiltonian path P and a dual Hamiltonian path P^* , with no edge and its dual edge belonging to both paths. Then we call (P, P^*) a path-copath decomposition. It is a special case of the tree-cotree decomposition formed from any spanning tree of a planar graph and the dual spanning tree formed by the duals of the complementary set of edges [6].

Theorem 4. Let planar graph G have a path-copath decomposition. Then $2G$ has a drawing with split thickness two.

Proof. We may triangulate the faces of G , if necessary, preserving the existence of a path-copath decomposition by choosing added diagonals that split each face into an outerpath. As a result, the dual path P^* of the path-copath decomposition (P, P^*) becomes a triangulated outerpath. Each vertex of G may appear multiple times on the boundary of this outerpath, with multiplicity equal to its degree in P (at most two, because P is a path). The outerpath can be formed from G by cutting the plane along each edge of P ; as a result, each edge of P appears exactly twice on the boundary of the outerpath.

We apply the method of Theorem 2 to this single outerpath, producing a drawing in which each appearance of a vertex v of G on the boundary of the outerpath produces images of both copies of v . If v appears once on the boundary of the outerpath, its two copies appear once; if v appears twice, its two copies appear twice, giving this drawing split thickness two. This drawing style

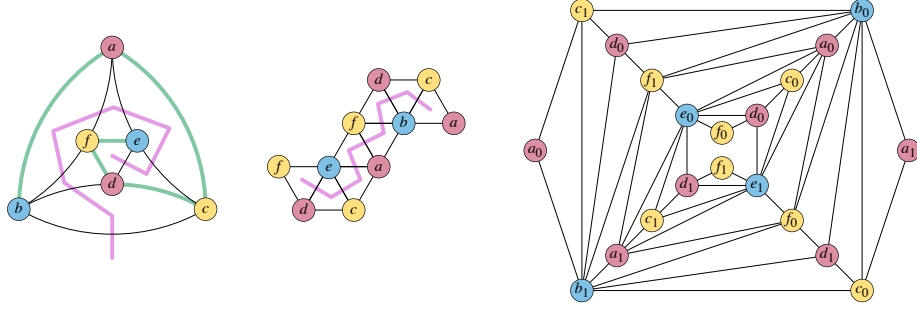


Fig. 7. Path-copath decomposition of the octahedral graph $K_{2,2,2}$ (left), the outerpath obtained by cutting the path (center), and the split thickness 2 drawing of $2K_{2,2,2} = K_{4,4,4}$ obtained from Theorem 4 (right).

automatically produces all four images of each edge interior to the outerpath. For an edge uv of path P , appearing twice on the boundary of the outerpath, we choose arbitrarily which appearance of uv on the boundary of the outerpath is used to draw edges u_0v_0 and u_1v_1 , and which is used to draw edges u_0v_1 and u_1v_0 . In this way, all four images of uv are drawn correctly.

Fig. 7 depicts an example.

4 Drawings from Colorings

We show in this section that the blowup $2G$ of a 3-colored planar graph G has split thickness at most two. We do not know whether all such blowups are biplanar; our construction does not produce a biplanar drawing. More generally, we show that kG has split thickness at most k ; the result for $2G$ is a special case.

Theorem 5. *Let G be planar and 3-chromatic; then kG has a drawing with split thickness k .*

Proof. Color the vertices of G red, blue, and yellow, and number the copies of each vertex in kG from 0 to $k - 1$. Draw kG as k^2 disjoint copies of G , where for (i, j) with $0 \leq i, j < k$ we draw a copy of G consisting of the copies of red vertices numbered i , the copies of blue vertices numbered j , and the copies of yellow vertices numbered $-(i + j) \bmod k$. As the disjoint union of k^2 planar drawings, the result is planar. Each edge of kG appears in one copy of G , and each vertex in kG has images in k copies of G . As a planar drawing with k images of each vertex, it is a drawing with split thickness k .

Fig. 8 shows a drawing of $K_{6,6,6}$ with split thickness three, obtained by applying this construction to the triple blowup of the graph of the octahedron. We remark that, when applied to planar bipartite graphs, the same construction yields a thickness k drawing of the k -blowup: if we group together the copies of

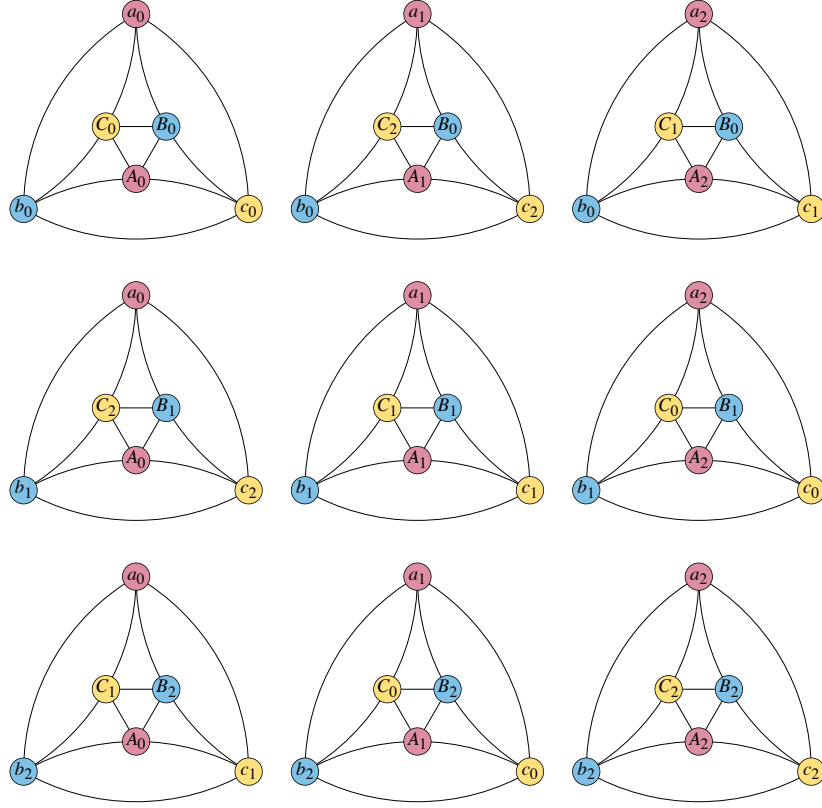


Fig. 8. Theorem 5 applied to the graph $3K_{2,2,2} = K_{6,6,6}$. Each vertex is labeled with a letter (its position in $K_{2,2,2}$), a number (its index as a copy in the blowup), and a color in the coloring of $K_{2,2,2}$. Each letter-number combination has three images, so this is a drawing with split thickness three. $K_{6,6,6}$ has 108 edges, but drawings of 18-vertex graphs with split thickness two can have at most 102 edges, so this drawing is optimal.

G that would have index i for the vertices of the missing color, then each copy of each vertex appears once in each group. In the case $k = 2$, it is also possible to find biplanar drawings of the 2-blowups of planar bipartite graphs in a different way, using the fact that these graphs have arboricity at most two.

5 Conclusions

We have shown that 2-blowups of iterated Kleetopes are not biplanar, but that 2-blowups of planar graphs with outerpath decompositions are biplanar. Additionally, we have shown that 2-blowups of graphs with path-copath decompositions have split thickness at most 2, and k -blowups of planar graphs with chromatic number at most three have split thickness at most k .

Several natural questions remain open for future research:

- Is it ever possible for the 2-blowup of a 3-chromatic planar graph to be non-biplanar? Is it ever possible for the 2-blowup of a 4-vertex-connected planar graph to be non-biplanar?
- What is the computational complexity of finding biplanar drawings of 2-blowups of planar graphs? Biplanarity is NP-complete in general [20], but the proof does not apply to this special case.
- What is the computational complexity of finding a two-outerpath decomposition? Partition into two induced paths is NP-complete for general graphs [18], but although its planar case is closely related to Hamiltonicity of the dual graph, we are unaware of complexity results for this case.
- Can Theorem 2, on drawing 2-blowups of graphs with a two-outerpath decomposition, be extended from thickness to geometric thickness? Geometric thickness (also called real linear thickness) is similar to thickness, but requires vertices to have the same geometric placement in each planar subgraph and requires edges to be drawn as non-crossing line segments [3–5, 7, 16].

Acknowledgements

This research was supported in part by NSF grant CCF-2212129.

References

1. Albertson, M.O., Boutin, D.L., Gethner, E.: The thickness and chromatic number of r -inflated graphs. *Discrete Mathematics* **310**(20), 2725–2734 (2010). <https://doi.org/10.1016/j.disc.2010.04.019>
2. Battle, J., Harary, F., Kodama, Y.: Every planar graph with nine points has a nonplanar complement. *Bulletin of the American Mathematical Society* **68**, 569–571 (1962). <https://doi.org/10.1090/S0002-9904-1962-10850-7>
3. Dillencourt, M.B., Eppstein, D., Hirschberg, D.S.: Geometric thickness of complete graphs. *J. Graph Algorithms & Applications* **4**(3), 5–17 (2000). <https://doi.org/10.7155/jgaa.00023>
4. Dujmović, V., Wood, D.R.: Graph treewidth and geometric thickness parameters. *Discrete & Computational Geometry* **37**(4), 641–670 (2007). <https://doi.org/10.1007/s00454-007-1318-7>
5. Duncan, C.A., Eppstein, D., Kobourov, S.: The geometric thickness of low degree graphs. In: Snoeyink, J., Boissonnat, J.D. (eds.) *Proceedings of the 20th ACM Symposium on Computational Geometry*, Brooklyn, New York, USA, June 8–11, 2004. pp. 340–346. ACM (2004). <https://doi.org/10.1145/997817.997868>
6. Eppstein, D.: Dynamic generators of topologically embedded graphs. In: *Proceedings of the Fourteenth Annual ACM–SIAM Symposium on Discrete Algorithms*, January 12–14, 2003, Baltimore, Maryland, USA. pp. 599–608. Association for Computing Machinery and Society for Industrial and Applied Mathematics (2003)
7. Eppstein, D.: Separating thickness from geometric thickness. In: Pach, J. (ed.) *Towards a Theory of Geometric Graphs*, *Contemporary Mathematics*, vol. 342, pp. 75–86. Amer. Math. Soc. (2004)

8. Eppstein, D.: On polyhedral realization with isosceles triangles. *Graphs & Combinatorics* **37**(4), 1247–1269 (2021). <https://doi.org/10.1007/s00373-021-02314-9>
9. Eppstein, D., Kindermann, P., Kobourov, S., Liotta, G., Lubiw, A., Maignan, A., Mondal, D., Vosoughpour, H., Whitesides, S., Wismath, S.: On the planar split thickness of graphs. *Algorithmica* **80**(3), 977–994 (2018). <https://doi.org/10.1007/s00453-017-0328-y>
10. Gardner, M.: Mathematical Games: The coloring of unusual maps leads into uncharted territory. *Scientific American* **242**(2), 14–23 (February 1980). <https://doi.org/10.1038/scientificamerican0280-14>
11. Gethner, E.: To the Moon and beyond. In: Gera, R., Haynes, T.W., Hedetniemi, S.T. (eds.) *Graph Theory: Favorite Conjectures and Open Problems, II*, pp. 115–133. *Problem Books in Mathematics*, Springer International Publishing (2018). https://doi.org/10.1007/978-3-319-97686-0_11
12. Grötzsch, H.: Zur Theorie der diskreten Gebilde, VII: Ein Dreifarbensatz für dreikreisfreie Netze auf der Kugel. *Wiss. Z. Martin-Luther-U., Halle-Wittenberg, Math.-Nat. Reihe* **8**, 109–120 (1959)
13. Grünbaum, B.: Unambiguous polyhedral graphs. *Israel Journal of Mathematics* **1**(4), 235–238 (1963). <https://doi.org/10.1007/BF02759726>
14. Halton, J.H.: On the thickness of graphs of given degree. *Information Sciences* **54**(3), 219–238 (1991). [https://doi.org/10.1016/0020-0255\(91\)90052-V](https://doi.org/10.1016/0020-0255(91)90052-V)
15. Heawood, P.J.: Map colour theorem. *Quarterly Journal of Mathematics* **24**, 332–338 (1890)
16. Kainen, P.C.: Thickness and coarseness of graphs. *Abhandlungen aus dem Mathematischen Seminar der Universität Hamburg* **39**, 88–95 (1973). <https://doi.org/10.1007/BF02992822>
17. Kotzig, A.: Contribution to the theory of Eulerian polyhedra. *Matematiko-Fyzikálny Časopis* **5**, 101–113 (1955)
18. Le, H.O., Le, V.B., Müller, H.: Splitting a graph into disjoint induced paths or cycles. *Discrete Applied Mathematics* **131**(1), 199–212 (2003). [https://doi.org/10.1016/S0166-218X\(02\)00425-0](https://doi.org/10.1016/S0166-218X(02)00425-0)
19. Mac Lane, S.: A structural characterization of planar combinatorial graphs. *Duke Mathematical Journal* **3**(3), 460–472 (1937). <https://doi.org/10.1215/S0012-7094-37-00336-3>
20. Mansfield, A.: Determining the thickness of graphs is NP-hard. *Mathematical Proceedings of the Cambridge Philosophical Society* **93**(1), 9–23 (1983). <https://doi.org/10.1017/S030500410006028X>
21. Nash-Williams, C.S.J.A.: Edge-disjoint spanning trees of finite graphs. *Journal of the London Mathematical Society* **36**, 445–450 (1961). <https://doi.org/10.1112/jlms/s1-36.1.445>
22. Ringel, G.: *Färbungsprobleme auf Flächen und Graphen*, Mathematische Monographien, vol. 2. VEB Deutscher Verlag der Wissenschaften, Berlin (1959)
23. Steinitz, E.: Polyeder und Raumeinteilungen. In: *Encyclopädie der mathematischen Wissenschaften*, vol. IIIA12, pp. 1–139 (1922)
24. Sýkora, O., Székely, L.A., Vrt'ó, I.: A note on Halton's conjecture. *Information Sciences* **164**(1-4), 61–64 (2004). <https://doi.org/10.1016/j.ins.2003.06.008>
25. Tutte, W.T.: How to draw a graph. *Proceedings of the London Mathematical Society (Third Series)* **13**, 743–767 (1963). <https://doi.org/10.1112/plms/s3-13.1.743>
26. Tutte, W.T.: The non-bipolar character of the complete 9-graph. *Canadian Mathematical Bulletin* **6**, 319–330 (1963). <https://doi.org/10.4153/CMB-1963-026-x>