

Rendezvous on a Known Dynamic Point on a Finite Unoriented Grid

Pritam Goswami^[0000-0002-0546-3894^{*}], Avisek Sharma^[0000-0001-8940-392X], Satakshi Ghosh^[0000-0003-1747-4037], and Buddhadeb Sau^[0000-0001-7008-6135]

Jadavpur University, 188, Raja S.C. Mallick Rd, Kolkata 700032, India
{pritamgoswami.math.rs, aviseks.math.rs, satakshighosh.math.rs, buddhadeb.sau}@jadavpuruniversity.in

Abstract. In this paper, we have considered two fully synchronous *OBLOT* robots having no agreement on coordinates entering a finite unoriented grid through a door vertex at a corner, one by one. There is a resource that can move around the grid synchronously with the robots until it gets co-located along with at least one robot. Assuming the robots can see and identify the resource, we consider the problem where the robots must meet at the location of this dynamic resource within finite rounds. We name this problem "Rendezvous on a Known Dynamic Point".

Here, we have provided an algorithm for the two robots to gather at the location of the dynamic resource. We have also provided a lower bound on time for this problem and showed that with certain assumption on the waiting time of the resource on a single vertex, the algorithm provided is time optimal. We have also shown that it is impossible to solve this problem if the scheduler considered is semi-synchronous.

Keywords: Rendezvous · Finite Grid · Dynamic Resource.

1 Introduction

A swarm of robots is a collection of inexpensive and simple robots that can do a task collaboratively by executing one single distributed algorithm. In recent days swarm robot algorithm has become an exciting topic for research for several different reasons. Firstly, from the economic perspective, it is in general cheaper than using powerful robots. Moreover, a swarm of robots can be easily scaled based on the size of the environment they are deployed. Also, a swarm of robots is more robust against different faults (eg. crash faults and byzantine faults). There are many other positive sides to using a swarm of robots for executing a task. Thus, this topic has become quite relevant in the field of research and application. The application of swarm robots is huge. For example, it can be used for patrolling, different military operations, rescue operations, cleaning large surfaces, disaster management, network maintenance and there are several others.

^{*} The first three authors are full time research scholars in Jadavpur University.

1.1 Background and Motivation

There are several tasks a swarm of robots can do like, arbitrary pattern formation ([1]), gathering ([3]), network exploration ([16]), dispersion ([6]) and many more. Here, we are interested in the problem of gathering. Gathering is a very classical problem where a collection of robots deployed in an environment meets at a single point within a finite time. This problem has been solved under different environments and different settings ([3,4,5,10,13,14,18]). Rendezvous is a special case of gathering where the number of robots that need to gather is exactly two ([7,9,11,12,19]).

Since the deployed robots are simple it is hard for them to exchange important information being far apart. So the main motivation for gathering is to meet at a single point where the robots can exchange information for doing some task. Now let the information is stored at a single point or a set of points in the environment. And the robots need to be on those specific points to exchange information. In that case, the robots must gather at one of those specific points for exchanging information.

Now, let there be one single point of resource in the environment and the resource itself is a robot doing some other task (i.e., the algorithm for the resource is independent of the algorithm presented in this paper) in the same environment and thus, can move freely until it meets with another robot. So, the question is can two robots gather at the location of this moving resource? this is the question that has been the motivation behind this paper.

Now, it is quite obvious that the environment should be a bounded region otherwise it would be impossible to reach the resource. Also for a bounded region in a plane, finite point robots can't meet at the location of the resource as there are infinitely many empty points where the resource can move to avoid the meeting. Thus it is natural to consider this problem for a bounded network. Now a finite grid is a widely used network in various fields and has many real life applications. For that reason, we have considered a finite grid as the environment in this work. Also, This problem can be framed as the problem where two cops are chasing and catching a robber on the run, on the streets of some city. Many cities have their road network in the pattern of a grid (e.g., Manhattan). For this reason also, studying this problem on a finite grid is interesting.

Note that if two robots with weak multiplicity detection can gather at the location of the resource, in some bounded networks, then any number of robots can gather. This is because after two robots meet with the resource, the resource becomes still and the other robots simply move to the location of the resource. That is why we have considered this problem with two robots only, rather than using any number of robots.

1.2 Earlier Works

In this paper, we are focusing on the problem of rendezvous on a known dynamic vertex. Rendezvous is a special case of gathering involving two robots. Gathering has been studied under different environments and different models throughout the span of research on swarm robot algorithms. In [3], authors have shown that gathering on a plane is possible for fully synchronous *OBLLOT* robots but in [18] it has been proved that for semi-synchronous and asynchronous *OBLLOT* robots it is impossible to gather without any axis agreement and multiplicity detection capabilities. So considering multiplicity

detection only a solution has been provided in [2] under the asynchronous scheduler. Gathering has been studied under different networks also ([4,5,13,14]). In [14] Klasing et al. first proposed the problem on a ring and proved that gathering on a ring is impossible without the robots having multiplicity detection capabilities. In [4], the authors examined the problem on the grid and trees and they found out that gathering is impossible even with global multiplicity detection if the configuration is periodic or symmetric and the line of symmetry is passing through any of the grid lines. Considering limitations in the view of robots many works have been done recently in [8,10,15,17]. Among these, the work in [17] and [10] considered infinite rectangular and triangular grids respectively.

Now Rendezvous is a special case of gathering which has been studied extensively in [7,9,11,12,19]. In [19], Suzuki et al. have shown that two *OBLLOT* robots can't gather in a semi-synchronous setting if the robots do not have any agreement on their local coordinate system even with multiplicity detection. So in [7,9,11] authors have solved the problem considering robots with $O(1)$ memory or $O(1)$ bits of message communication under an asynchronous scheduler.

1.3 Our Contribution

Till now all work in gathering considered the meeting point to be not known from earlier. contrary to that, in this work it is assumed that, two fully synchronous robots entering a finite unoriented grid through a door at a corner of the grid, know the meeting point (i.e., can see and identify the resource). But the problem is, the meeting point (i.e the location of the resource) can also move to an adjacent vertex along with the robots in a particular round.

Assuming the robots to be of *OBLLOT* model, a deterministic, distributed algorithm has been provided that solves the rendezvous problem on a known dynamic meeting point within $O(T_f \times (m + n))$ rounds, where T_f is the upper bound of the number of consecutive rounds the meeting point i.e., the resource can stay at a single vertex alone and $m \times n$ is the dimension of the grid. We have also shown that for solving rendezvous on a known dynamic point on a finite grid of dimension $m \times n$ at least $\Omega(m + n)$ epochs is necessary. Hence, if we assume that the maximum number of consecutive rounds, the location of the resource can stay the same is $O(1)$ then, the algorithm provided in this paper is time optimal. We have also proved that solving rendezvous on a known dynamic point on a finite grid is impossible if the scheduler considered is semi-synchronous. This justifies why a fully synchronous scheduler has been considered in this work.

1.4 Organization of the Paper

In section 2, we have defined the problem formally and discussed the models of the robot, resource, and scheduler in detail. We also have some definitions and notations in this section which will be needed for the contents in Section 4. In Section 3, we have discussed the lower bound of time required to solve this problem and also proved an impossibility result about solving this problem under semi synchronous scheduler. In Section 4, we have described each phase of the algorithm with the correctness results

mentioned in different theorems and lemmas. Finally, in Section 5, we conclude the paper with some future possibilities and pathways for this research to continue.

2 Problem Definition and Model

2.1 Problem Definition

Let G be a finite grid of dimension $m \times n$. Suppose there is a doorway in a corner of the grid through which two synchronous robots r_1 and r_2 can enter the grid. The robots can only identify the door if they are located on it. Consider a movable resource that is placed arbitrarily on a vertex of G . Both robots can see the resource. The resource will become fixed if at least one of r_1 or r_2 is on the same vertex with the resource. Now the problem is to design a distributed algorithm such that after finite execution of which both the robots gather at the vertex of the resource.

2.2 Model

Let $G = (V, E)$ be a graph embedded on an euclidean plane where $V = \{(i, j) \in \mathbb{R}^2 : i, j \in \mathbb{Z}, 0 \leq i < n, 0 \leq j < m\}$ and there is an edge $e \in E$ between two vertices, say (i_1, j_1) and (i_2, j_2) , only if either $i_1 = i_2$ and $|j_1 - j_2| = 1$ or, $j_1 = j_2$ and $|i_1 - i_2| = 1$. We call this graph a finite grid of dimension $m \times n$. Though the graph is defined here using coordinates, the robots has no perception of this coordinates which makes this grid unoriented. A corner vertex is a vertex of G of degree two. A vertex is called a boundary if either the degree of that vertex is three or the vertex is a corner. G has four corner vertex among which exactly one corner vertex has a door. This vertex having a door is called the door vertex. Robots can enter the grid by entering through that door. There is a movable resource, initially placed arbitrarily at a vertex g_0 (g_0 is not the door) of G .

Robot Model: The robots are considered to be

- **Autonomous:** There is no centralized control.
- **Anonymous:** The robots do not have any unique identifiers for distinction.
- **Homogeneous:** All robots run the same distributed algorithm.
- **identical:** The robots are physically indistinguishable.

Also, the robots are considered to be point *OBLLOT* robots (i.e., robots with no persistent memory). The robots can enter through the door one by one. A robot can distinguish if a vertex is on the boundary or a corner of the grid. Also, a robot can identify the door only if it is on the door vertex. Observe that, if the robots could distinguish the door vertex from any other vertex while located on some arbitrary vertex of the grid, then an orientation of the grid can be agreed upon by the robots. But since that is not the case here there is no such orientation of the grid on which the robots can agree. This makes this model quite interesting. A robot can distinguish the resource from other robots. Each robot has its local coordinate system but they do not agree on any global coordinate system.

The robots operate in a *LOOK-COMPUTE-MOVE* (LCM) cycle. In each of the cycles, a robot that was previously idle wakes and does the following phases,

LOOK: In *LOOK* phase a robot takes a snapshot of its surroundings and gets the location of other robots and the resource according to its local coordinate system.

COMPUTE: In this phase a robot performs an algorithm with the locations of resource and other robots as input and as an output of that algorithm it gets the location of a neighboring vertex called the destination point.

MOVE: In *MOVE* phase a robot moves to the destination point through the edge of G joining its current location and destination vertex. It is assumed that no two robots can cross each other through one edge without collision.

After completion of *MOVE* phase, the robot becomes idle until it is activated again.

The activation of the robots is controlled by an entity called a scheduler. In the literature, there are mainly three types of schedulers. In the following, we discuss all the scheduler models and the scheduler we have chosen among them for solving this problem.

Scheduler Model: There are mainly three types of schedulers that have been considered throughout the literature of swarm robotics. The models are as follows:

Fully Synchronous Scheduler (FSYNC)

- ◆ Time is divided into rounds of equal lengths
- ◆ At the beginning of each round all robots are activated.
- ◆ In a particular round all activated robots perform the *LOOK*, *COMPUTE* and *MOVE* phases together.

Semi Synchronous Scheduler (SSYNC)

- ◆ Time is divided into rounds of equal lengths
- ◆ At the beginning of each round a subset of robots are activated.
- ◆ In a particular round all activated robots perform the *LOOK*, *COMPUTE* and *MOVE* phases together.

Asynchronous Scheduler (ASYNC)

- ◆ There is no sense of rounds.
- ◆ A robot can either be idle or in any of the *LOOK*, *COMPUTE*, or *MOVE* phases while some other robots are activated.

In this work, we have shown that it is impossible to solve the problem of rendezvous on a known dynamic point if the scheduler is semi-synchronous or asynchronous. Hence considering a fully synchronous scheduler we have provided an algorithm *DYNAMIC RENDEZVOUS* that solves the problem within finite rounds.

Resource Model: The resource res is a movable entity, initially which is placed arbitrarily on a vertex (except the door) of G . The resource moves synchronously along with the robots. let the position of res at round i is denoted as g_i (g_0 is the initial location). for some round i , g_i and g_{i+1} are at most 1-hop away. The movement of the resource res is

controlled by an adversary. So g_{i+1} can be any neighbor of g_i . We assume that resource will stay fixed if it meets with at least a robot among r_1 and r_2 . Otherwise, it can not stay fixed on a vertex forever. Let T_f be the upper bound of the number of rounds that res can stay fixed alone on a vertex of G . Also, it is assumed that the resource can not cross a robot on an edge without collision. Now if a robot and the resource collides on an edge then, the colliding robot would carry the resource to its destination vertex and then terminates.

2.3 Notation and Definitions

For a robot r we denote the resource as res and the other robot as r' . Now we have the following definitions.

Definition 1 (Door boundary of a robot). *If a robot r is located on a boundary of the grid on which the door vertex is also located then that boundary is called the door boundary of the robot r and is denoted as $BD(r)$.*

Definition 2 (Perpendicular Line of robot r). *For a robot r on a boundary, the straight line perpendicular to $BD(r)$ passing through r is called the perpendicular line of robot r . It is denoted as $PD(r)$.*

Definition 3 (Distance from resource along $BD(r)$). *Distance of the resource res along boundary $BD(r)$ is defined as the hop distance of robot r from the vertex v on $BD(r)$ such that the line joining v and res is perpendicular to $BD(r)$. We denote this distance as $dist(r)$ for a robot r on $BD(r)$.*

Definition 4 (InitGather Configuration). *A configuration C is called a INITGATHER CONFIGURATION if:*

1. *two robots r and r' are not on same line.*
2. *there is a robot r such that r and the resource res are on a grid line (say L).*
3. *the perpendicular distance of the other robot r' to the line passing through res and perpendicular to L is at most one.*

In the following Fig. 1 and Fig. 2 we have mentioned the entities we have defined above.

3 Lower Bound of Time and Impossibility

In this section, we will discuss the lower bound of time required to solve the problem of rendezvous on a known dynamic point on a finite grid of dimension $m \times n$. Also, we will prove an impossibility result which will justify our assumption of considering a fully synchronous scheduler to solve this problem. But first, let us define “epoch”. An epoch is a time interval within which each robot in the system has been activated at least once. In the case of a fully synchronous scheduler, an epoch is equivalent to a round but for other schedulers, an epoch interval is finite but unpredictable. Now in the following theorem, we will discuss the time lower bound of solving rendezvous at a known dynamic point on a finite grid.

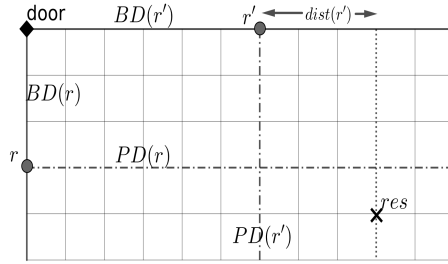


Fig. 1: Diagram of a configuration mentioning $BD(r)$, $BD(r')$, $PD(r)$, $PD(r')$ and $dist(r')$.

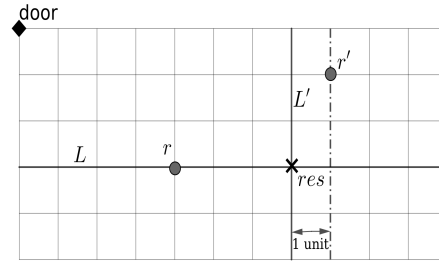


Fig. 2: Diagram of an INITGATHER CONFIGURATION

Theorem 1. Any algorithm that solves rendezvous at a known dynamic point on a finite grid of dimension $m \times n$ takes $\Omega(m + n)$ epochs in the worst case.

Proof. Let us consider the scheduler to be a fully synchronous scheduler. Thus an epoch is equivalent to a round. Consider the following diagram (Fig. 3) where after each T_f consecutive rounds, the resource changes its location from either P to Q or Q to P . This implies after entering from the door vertex the robots must meet the resource either in vertex P or in vertex Q . Now from the door vertex, the shortest path to P or Q is of length $m + n - 1$. So to meet at either P or Q with the resource, each robot must travel through a path of length at least $m + n - 1$. Now since in a round a robot can only move a path of length one, to travel a path of length $m + n - 1$ at least $m + n - 1$ round i.e epoch is necessary to solve this problem. Hence the result. \square

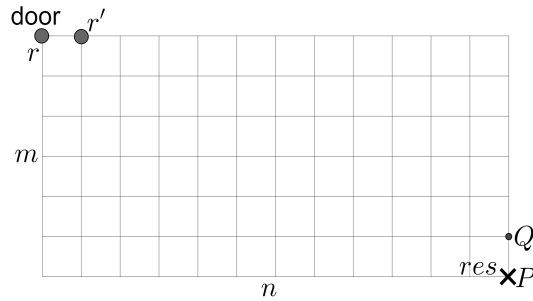


Fig. 3: from the door vertex to reach P or Q the robot r needs to travel at least a path of length $m + n - 1$.

Now we will discuss the impossibility result in the next theorem.

Theorem 2. No algorithm can solve the problem of rendezvous on a known dynamic point on a finite grid of dimension $m \times n$ if the scheduler is semi-synchronous.

Proof. Let there is an algorithm \mathcal{A} such that after finite execution of which two robots on a finite grid of dimension $m \times n$ meet at the location of the dynamic resource. Let $m, n > 2$. Also, let t be the round such that after completion of which at least one robot reaches the location of the resource and terminates.

Let no robot is adjacent to the resource at the beginning of round t . This implies at the beginning of round t , the resource has at least two empty neighbor vertices. Now let the adversary activates only one robot during this round. Thus, even if the activated robot moves to one of the resource's empty adjacent vertex, another empty vertex remains empty. So even if the resource has to move during round t it can always find an empty vertex to move that remains empty after the completion of the round. Hence after completion of round t , no robot can move to the location of the resource. Thus we reach a contradiction. Now, let exactly one robot is adjacent to the resource res at the beginning of round t . Then, at least res has one empty vertex which is not reachable by the adjacent robot in one round. So, if the adversary activates only the adjacent robot, say r , and res moves to the empty vertex not reachable by r then again we reach a contradiction. Hence both the robots must be adjacent to the resource at the beginning of round t . Now if the resource is not at the corner and both the robots are adjacent to the resource at the beginning of round t then, the resource must have an empty adjacent vertex that is not reachable by the robots in one round. Thus if the resource moves to that vertex during round t , we again reach a contradiction.

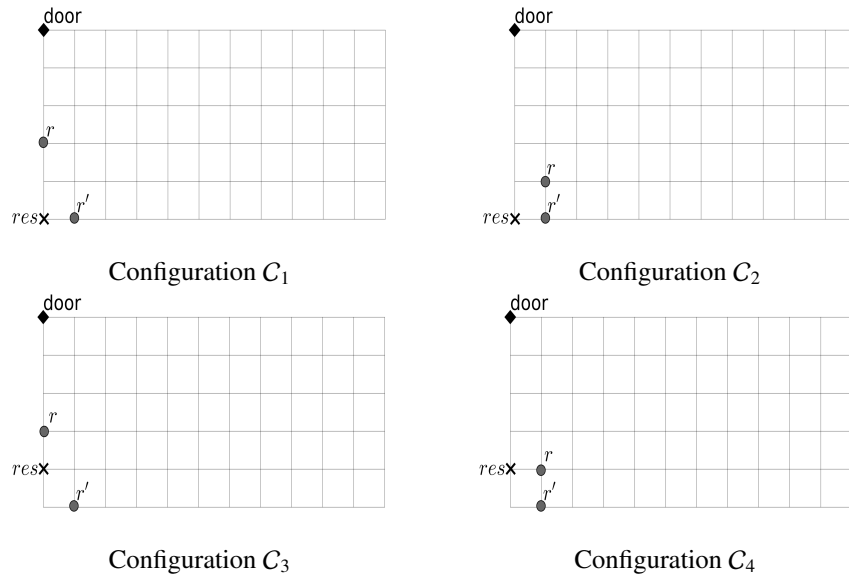


Fig. 4: Some examples of configuration $C_{corner-1}$.

Now if we can prove that the configuration (say, C_{corner}) where the resource is at a corner and both the robots are adjacent to it, is never formed then we are done. Let the

adversary always activates only one robot in a particular round. Now, if possible let at the beginning of round t , the configuration is C_{corner} . This implies the configuration, say, $C_{corner-1}$, that was formed just before C_{corner} must be one of C_1, C_2, C_3 or C_4 (Fig.4). Since adversary is compelled to activate only one robot in a particular round, so in configuration $C_{corner-1}$ one the robot must be adjacent to the corner vertex. Without loss of generality let r' be that robot. Note that, in C_1 and C_2 res did not move to form C_{corner} and, in C_3 and C_4 res had to move to form C_{corner} .

Note that in all of these configurations, there is only one robot that is adjacent to the resource. If the adversary activates the adjacent robot then, in all of these configurations the resource can find an empty adjacent vertex that is not a corner and remains empty even after the move of the resource. Thus from any of the four configurations C_1, C_2, C_3 and C_4 , C_{corner} is not formed. Hence we arrive at a contradiction. Thus C_{corner} will never be formed and hence the result. \square

This justifies the necessity of a fully synchronous scheduler to solve this problem. In the next section assuming a fully synchronous scheduler, we have provided an algorithm that solves this problem of rendezvous on a known dynamic point on a finite grid.

4 Algorithm

It is quite obvious to observe that without the help of the other robot, a robot can not independently reach the location of the resource if the resource is controlled by an adversary. So to solve this problem the two robots must work together collaboratively and push the resource toward a corner. This is the main idea that is used to develop the proposed algorithm. Now since there is no agreement on the coordinates of the robots and the robots are oblivious, the main challenge here is to agree on the direction for the robots to move.

The rendezvous algorithm DYNAMIC RENDEZVOUS, proposed in this section is executed in three phases. ENTRY PHASE, BOUNDARY PHASE and GATHER PHASE. In the ENTRY PHASE, the robots move in the grid one by one through the door vertex. This phase ends when the robots are located on the two adjacent vertices of the door vertex. Then in BOUNDARY PHASE the robots move along their corresponding boundary to form a special kind of configuration called INITGATHER CONFIGURATION (Definition. ??). Then in GATHER PHASE the robots move maintaining the INITGATHER CONFIGURATION and pushing the resource to a corner.

In the first two phases, the agreement on the direction of movement for the robots is constructed from the fact that the robots know the location of the resource and identify vertices on the boundaries and corners of the grid. In these two phases, it is ensured that the robots are on the two boundaries of the grid of which the door is a part and always remain on their corresponding boundaries. In the GATHER PHASE though, the robots move inside the grid leaving its boundary. In this situation as the robots are not on boundaries, they can not decide on a specific boundary for agreement. In this scenario, the agreement on the direction comes from the fact that at least one robot must be on a line along with the resource during each round of this phase. After this brief overview

of the algorithm let us describe it in detail. The algorithm DYNAMIC RENDEZVOUS is as follows.

Algorithm 1: Dynamic Rendezvous

```

1 Input: A configuration  $C$ .
2 Output: A destination point of robot  $r$ .
3 if a robot, say  $r$ , is at a corner  $\wedge$  no robot terminates  $\wedge$  (there is no other robot
   on the grid  $\vee$  another robot is adjacent to  $r$ ) then
4   | Execute ENTRY PHASE;
5 else
6   | if  $C$  is INITGATHER CONFIGURATION then
7     | Execute GATHER PHASE;
8   | else
9     | Execute BOUNDARY PHASE;

```

The three phases are described in more detail in the following subsections.

4.1 ENTRY PHASE

The first phase is called the ENTRY PHASE (Algorithm 2). During this phase, both the robots enter through the door vertex one by one into the grid G .

Algorithm 2: Entry Phase for robot r

```

1 if  $r$  is on door vertex then
2   | if no other robot on boundary then
3     | move through any edge on the boundary;
4   | else
5     | move through the edge on the boundary where there is no other robot;
6 else
7   | if the other robot  $r'$  is at a corner then
8     | does not move;

```

A robot on the door vertex first checks if it can see another robot already on the grid. If it does not find any other robot on the grid, it moves to any of the two adjacent vertices of the door vertex. On the other hand, if there is already a robot on an adjacent vertex of the door vertex then, the robot on the door vertex moves to the other adjacent vertex of the door vertex. Note that, a robot on one adjacent vertex of the door vertex does not move and does not start executing any other phases if it sees another robot in the corner adjacent to it.

The ENTRY PHASE ends when both robots are at the two distinct adjacent vertices of the door vertex in the corner. After the ENTRY PHASE the robots will check if the configuration is an INITGATHER CONFIGURATION or not. If the configuration is not an INITGATHER CONFIGURATION then the robots execute the BOUNDARY PHASE, otherwise, they execute the GATHER PHASE.

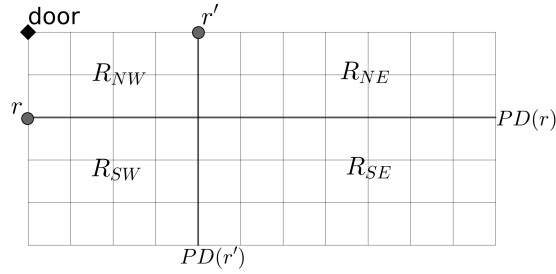
4.2 BOUNDARY PHASE

The BOUNDARY PHASE starts after the end of the ENTRY PHASE when the configuration is not an INITGATHER CONFIGURATION and no robots are at corners. In the initial configuration of BOUNDARY PHASE, both the robots are at the boundary and on the two distinct adjacent vertices of the door vertex. It is ensured in the algorithm of this phase (Algorithm 3) that no robot moves to corner during this phase. So, from this phase a robot can never initiate the ENTRY PHASE again and also the corresponding boundary of a robot stays the same during this phase. BOUNDARY PHASE only terminates when the configuration becomes an INITGATHER CONFIGURATION or both the robots reach the location of the resource.

In this phase, a non terminated robot say r first checks if it can see any other robot on the grid. If it does not see any other robot on the grid that implies another robot, say r' , has already reached the location of res . In this case, r simply moves towards the location of the resource r avoiding any corner vertices. When a robot reaches the location of the resource it terminates. On the other hand, if r sees another robot r' on the grid then, r first finds out the adjacent vertex on its corresponding boundary which is nearest to the resource. Note that, there can be two such vertices only if r and the resource are on the same line $PD(r)$ but in this case r does not move. Now if v is unique then r calculates the distance from the resource res for the robots r and r' along $BD(r)$ and $BD(r')$ respectively. If both are non zero then, r finds out if v is a corner or not. If v is not a corner and the other robot r' is not adjacent to some corner on its corresponding boundary, then, r moves to v . Otherwise, if r' is adjacent to a corner on its boundary then, r moves to v only if distance of the resource along $BD(r)$ is not equal to one. This technique is required to avoid a livelock scenario. There can be another configuration where distance of the other robot r' along $BD(r')$ is zero but distance of r along $BD(r)$ is strictly greater than one. In this case the robot r simply moves to the vertex v . Note that in this case v can not be a corner vertex as $dist(r) > 1$. So, during this phase no robot ever moves to a corner and this phase terminates only when both the robot reaches the location of resource or an INITGATHER CONFIGURATION is achieved. Now, we have to ensure that the BOUNDARY PHASE terminates within finite rounds. But, before that we need to define a quadrant and proof some results which will be needed to proof the termination of BOUNDARY PHASE within $O(T_f \times \max\{m, n\})$ rounds.

Definition 5 (Quadrant). *The grid G is divided into four segments by the two lines $PD(r)$ and $PD(r')$. Each of these segments are called a quadrant.*

The quadrants on the northeast, northwest, southeast, and southwest are denoted as R_{NE} , R_{NW} , R_{SE} and R_{SW} respectively (Fig. 5). Note that the intersection of any two quadrant is a section of either $PD(r)$ or $PD(r')$. At the beginning of the BOUNDARY PHASE, quadrant R_{NW} is a 2×2 grid, R_{SW} is a $(m - 1) \times 2$ grid, R_{NE} is a $2 \times (n - 1)$ grid and R_{SE}

Fig. 5: Four quadrants divided by $PD(r)$ and $PD(r')$

is a $(m - 1) \times (n - 1)$ grid. At the beginning of BOUNDARY PHASE, the resource res must be either inside or on one of R_{NE} , R_{SW} and R_{SE} .

Algorithm 3: Boundary Phase for robot r

```

1 if on the same vertex with  $res$  then
2   | terminate;
3 else
4   | if  $r'$  is on the same vertex with  $res$  then
5   |   | move to  $res$  along any shortest path avoiding corner in between;
6   | else
7   |   |  $v \leftarrow$  adjacent vertex on  $BD(r)$  which is near  $res$  along the boundary;
8   |   | if  $dist(r) \neq 0$  and  $dist(r') \neq 0$  then
9   |   |   | if  $v$  is not corner then
10  |   |   |   | if  $r'$  is not adjacent to a corner then
11  |   |   |   |   | move to  $v$ ;
12  |   |   |   | else
13  |   |   |   |   | if  $dist(r) \neq 1$  then
14  |   |   |   |   |   | move to  $v$ ;
15  |   | else if  $dist(r') = 0$  and  $dist(r) > 1$  then
16  |   |   | Move to  $v$ ;

```

Lemma 1. *If BOUNDARY PHASE never terminates then, within $O(T_f \times \max\{m, n\})$ rounds, the resource must crosses or moves on to any one of $PD(r)$ or $PD(r')$ at least once.*

Proof. If BOUNDARY PHASE never terminates then, no robot ever reaches the resource res and INITGATHER CONFIGURATION is never formed during execution of the BOUNDARY PHASE. If possible, let our claim is false, i.e., the resource res never moves onto and never crosses $PD(r)$ and $PD(r')$ during the execution of BOUNDARY PHASE. So res can never be on $PD(r)$ or on $PD(r')$ at the beginning of BOUNDARY PHASE. Now there are three cases depending on the location of res at the beginning of the BOUNDARY PHASE. The cases are as following:

At the beginning of BOUNDARY PHASE the res is on some vertex of,

- I. $R_{SE} \setminus \{PD(r) \cup PD(r')\}$
- II. $R_{NE} \setminus \{PD(r) \cup PD(r')\}$
- III. $R_{SW} \setminus \{PD(r) \cup PD(r')\}$

Case I: Let res is on some vertex of $R_{SE} \setminus \{PD(r) \cup PD(r')\}$ at the beginning of the BOUNDARY PHASE. According to our assumption res must stay on some vertex of $R_{SE} \setminus \{PD(r) \cup PD(r')\}$ for infinitely many consecutive rounds.

Let at the beginning of some round t , the dimension of R_{SE} is $m' \times n'$, where $m', n' > 2$. then according to algorithm 3, the dimension of R_{SE} decreases to $(m' - 1) \times (n' - 1)$ (Fig. 6). So, within $\min\{m - 3, n - 3\}$ rounds dimension of R_{SE} becomes either $2 \times n_1$ or, $m_1 \times 2$, where $2 \leq m_1 < m$ and $2 \leq n_1 < n$.

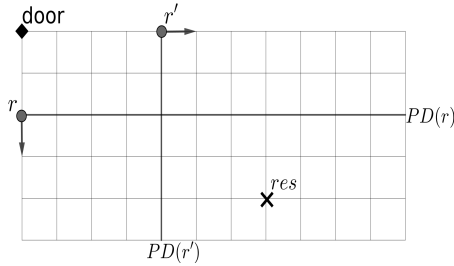


Fig. 6: Both height and width of R_{SE} decreases.

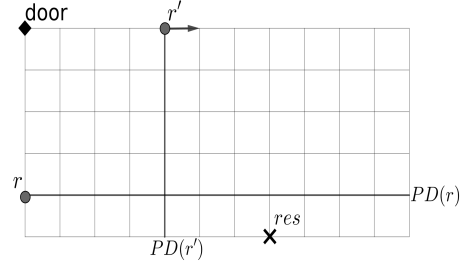


Fig. 7: Height of R_{SE} remains same but width decreases.

without loss of generality let, dimension of R_{SE} is $2 \times n_1$ and $2 < n_1 < n$ at the beginning of some round t' . In this scenario exactly one robot is adjacent to a corner. Without loss of generality let r be the robot whose adjacent vertex on $BD(r)$ is corner. In this scenario $dist(r) = 1$ as res is on $R_{SE} \setminus \{PD(r) \cup PD(r')\}$. Now, if $dist(r') > 1$ then, after completion of round t' dimension of R_{SE} decreases to $2 \times (n_1 - 1)$ as r' moves towards res along $BD(r')$. On the other hand if $dist(r') = 1$ at the beginning of round t' then, none of r and r' moves according to algorithm 3. In the worst case, after T_f round during the round $t' + T_f$ the resource res must move. Note that, during this round res can only move parallel to $PD(r)$ and away from r as otherwise the configuration becomes an INITGATHER CONFIGURATION contrary to our assumption. Observe that when res completes the move, $dist(r')$ becomes strictly greater than one and r' moves in the next round and decreases the dimension of R_{SE} to $2 \times (n_1 - 1)$ (Fig. 7). So, In the worst case at some round t'' , within

$(T_f + 1)[\max\{m - 3, n - 3\} - \min\{m - 3, n - 3\}] = (T_f + 1)[m - n]$ rounds the dimension of R_{SE} becomes 2×2 . At the beginning of round $t'' + 1$ the configuration is as follows (Fig. 8),

1. res is at the corner which is diagonally opposite to the door vertex.
2. r and r' are adjacent to a corner which is not the door vertex on $BD(r)$ and $BD(r')$ respectively.

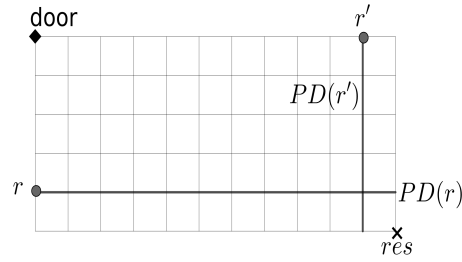


Fig. 8: In this configuration r and r' does not move. Whenever res moves the configuration becomes an INITGATHER CONFIGURATION

In this configuration none of r and r' moves and whenever res moves the configuration becomes an INITGATHER CONFIGURATION contrary to our assumption that BOUNDARY PHASE never terminates.

Now for the remaining two cases with similar argument it can be shown that the configuration becomes an INITGATHER CONFIGURATION that leads to a contradiction. So our assumption that res never crosses or moves onto any of $PD(r)$ and $PD(r')$ was wrong. Thus, if BOUNDARY PHASE doesn't terminate then, res must move onto or crosses any one of $PD(r)$ or $PD(r')$ within $(T_f + 1)[|m - n|] + T_f$ rounds in the worst case, which is asymptotically equals to $O(T_f \times \max\{m, n\})$. \square

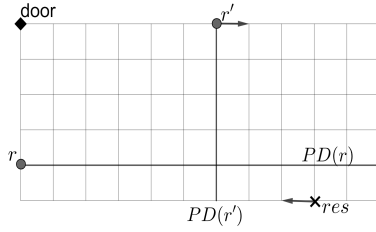
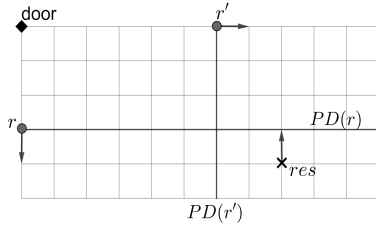
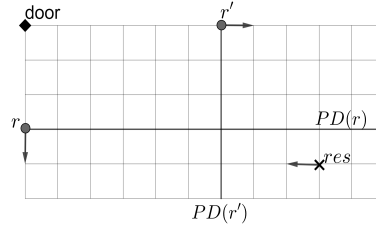
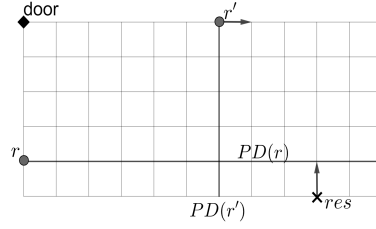
Lemma 2. *If BOUNDARY PHASE never terminates and the res has moved onto or crosses $PD(R)$ ($R \in \{r, r'\}$) at some round (say t), then $dist(R) \leq 1$ from round t on wards.*

Proof. If BOUNDARY PHASE never terminates then, no robot ever reaches the resource res and INITGATHER CONFIGURATION is never formed during execution of the BOUNDARY PHASE. Without loss of generality, let res have crossed or moved onto $PD(r)$ at round t . So at the beginning of round $t + 1$, $dist(r)$, must be less or equal to one.

Case I: Let res be on $PD(r)$ at the beginning of round $t + 1$. Then $dist(r) = 0$. Now during round $t + 1$, res either moves along $PD(r)$ (horizontally in Fig. 5) or, Perpendicular to $PD(r)$ (vertically in Fig. 5) or does not move at all. Now if res moves parallel to $PD(r)$ or does not move at all, then $dist(r)$ remains the same after completion of round $t + 1$ according to the algorithm of BOUNDARY PHASE. On the other hand, If res moves Perpendicular to $PD(r)$ during round $t + 1$, then $dist(r)$ becomes one after the completion of round $t + 1$.

Case II: Let res crosses $PD(r)$ at round t . Then at the beginning of the round $t + 1$, $dist(r) = 1$. Now if res moves parallel to $PD(r)$ or does not move at all during round $t + 1$ then after the completion of the round, $dist(r)$ either stays one or decreases to zero (Fig. 9, Fig. 10). Now let res moves Perpendicular to $PD(r)$ during round $t + 1$, then if res moves towards $PD(r)$ then $dist(r)$ either remains same as one (as r can move along $BD(r)$, res crosses $PD(r)$) or becomes zero in case r does not move along $BD(r)$ (Fig. 11, Fig. 12). On the other hand, if res moves away from $PD(r)$ during round $t + 1$, then $dist(r)$ remains one after completion of round $t + 1$ as r also moves during round $t + 1$ towards the direction of res along $BD(r)$.

So after completion of round $t + 1$, $dist(r)$ is still less or equal to 1. Now with similar arguments, it is easy to see that if after completion of round $t + i$, $dist(r) \leq 1$, then $dist(r) \leq 1$ after completion of round $t + i + 1$ for some natural number i . Hence by Mathematical induction, we can conclude the lemma. \square

Fig. 9: $dist(r)$ remains one.Fig. 11: $dist(r)$ remains one as res crosses $PD(r)$.Fig. 10: $dist(r)$ becomes zero.Fig. 12: $dist(r)$ becomes zero as r does not move.

Lemma 3. *If BOUNDARY PHASE never terminates and res has moved onto or crossed $PD(R)$ where $R \in \{r, r'\}$ at some round t , then res never crosses $PD(R')$ from round t on wards (Here $R' = r$ if $R = r'$ and $R' = r'$ if $R = r$).*

Proof. If BOUNDARY PHASE never terminates then, no robot ever reaches the resource res and INITGATHER CONFIGURATION is never formed during execution of the BOUNDARY PHASE. Without loss of generality let res move onto or crosses $PD(r)$ at some round t_0 and $BD(r')$ is the boundary of G at the north (Fig. 5). By Lemma 2, for any round $t > t_0$, $dist(r)$ remains less or equals to one. We have to show that from round t on wards res never crosses or moves onto $PD(r')$. If possible let res moves onto or crosses $PD(r')$ at some round $t_1 > t_0$. Then res must moves parallel to $PD(r)$ or doesn't move at all during round t_1 .

Note that, if $dist(r) = 0$ at the beginning of round t_1 then, after completion of the round $dist(r)$ remains zero and $dist(r')$ becomes less than or equals to one. So, after completion of round t_1 the configuration becomes an INITGATHER CONFIGURATION contrary to our assumption. So, let $dist(r) = 1$ at the beginning of round t_1 . Now, after completion of the round, if res moves onto $PD(r')$ i.e., $dist(r')$ becomes zero then, the configuration again becomes an INITGATHER CONFIGURATION as $dist(r)$ either remains one or becomes zero. So, res can only cross $PD(r')$ during round t_1 . After crossing $PD(r')$,

$dist(r')$ becomes one. Now, for res to cross $PD(r')$ without achieving an INITGATHER CONFIGURATION is possible only when r does not move otherwise $dist(r)$ becomes zero and we arrive at an INITGATHER CONFIGURATION contrary to the assumption. Observe that, r does not move during round t_1 only if it is located adjacent to a corner on $BD(r)$. Now at the beginning of round t_1 , $dist(r')$ is also one (as it is assumed that it crosses $PD(r')$ during round t_1) (Fig. 13). In this scenario r' doesn't move during the round t_1 according to algorithm 3. So, res can't cross $PD(r')$ without moving onto it. As described earlier this leads to an INITGATHER CONFIGURATION which is a contradiction. So, for BOUNDARY PHASE to never terminate, if res crosses $PD(R)$ during round t_0 then from round t_0 on wards it never crosses or moves onto $PD(R')$.

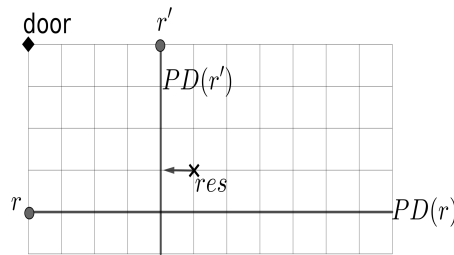


Fig. 13: res moves onto $PD(r')$ and creates an INITGATHER CONFIGURATION.

□

Now using the above lemmas we prove the following theorem.

Theorem 3. *For a grid of dimension $m \times n$, the BOUNDARY PHASE terminates within $O(T_f \times \max\{m, n\})$ rounds.*

Proof. If possible, let us assume BOUNDARY PHASE never terminates. This implies no robot ever moves to the location of res and INITGATHER CONFIGURATION is never formed during the execution of BOUNDARY PHASE. From the above three lemmas (i.e., Lemma 1, Lemma 2 and Lemma 3) it can be said that, res must cross or move onto $PD(R)$ where $R \in \{r, r'\}$ at some round t for the first time, within $T_f \times O(\max\{m, n\})$ rounds. Then from round t on wards, $dist(R)$ always remains less or equals to one and res never crosses $PD(R')$ where $R' = r$ if $R = r'$ and $R' = r'$ if $R = r$.

Now without loss of generality let, res has moved onto or crossed $PD(r)$ at some round t for the first time. Also, let, $BD(r')$ is the boundary on the north of the grid (Fig. 5). Then from round t on wards res must lie inside $(R_{NE} \cup R_{SE}) \setminus PD(r')$ (i.e., $dist(r') \geq 1$ from round t on wards). So, in the worst case, r' must move away from the door along $BD(r')$ in each T_f consecutive rounds once, from round t on wards. Let after completion of round t the dimension of $(R_{NE} \cup R_{SE})$ is $m' \times n'$, where the length $n' < n$. Note that after $(n' - 2) \times (T_f + 1)$ rounds $(R_{NE} \cup R_{SE}) \setminus PD(r')$ is the boundary of the grid, say $BD_{par}(r)$, which is parallel to $BD(r)$ (Fig. 14). In this scenario res must be on some vertex of $BD_{par}(r)$. Note that in this configuration r' is adjacent

to a corner so it does not move and res can not be on $PD(r)$ as otherwise it would be a INITGATHER CONFIGURATION and BOUNDARY PHASE terminates. Now in this configuration res can be either on some vertex of $R_{NE} \setminus \{PD(r) \cup PD(r')\}$ or on some vertex of $R_{SE} \setminus \{PD(r) \cup PD(r')\}$ and also remains so in the upcoming rounds. Let without loss of generality res is on some vertex of $R_{NE} \setminus \{PD(r) \cup PD(r')\}$ at the beginning of some round t . Let dimension of R_{NE} is $m' \times 2$ at the beginning of round t (Fig. 14). Then by the similar argument used to prove *Case I.* of Lemma 1 we can conclude that if no robot reaches the location of res , within at most $(T_f + 1) \times (m' - 2) + T_f$ more rounds the configuration becomes an INITGATHER CONFIGURATION, which is a contradiction. Hence our assumption that BOUNDARY PHASE never terminates is wrong. And as calculated the BOUNDARY PHASE terminates in $O(T_f \times \max\{m, n\}) + (T_f + 1) \times (m + n - 6) + T_f$ rounds in the worst case which is asymptotically equals to $O(T_f \times \max\{m, n\})$.

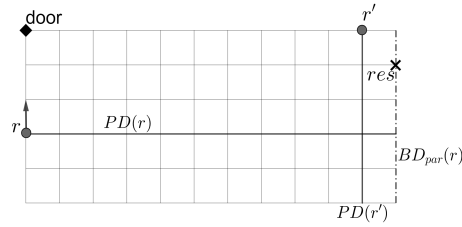


Fig. 14: dimension of R_{NE} decreases from $m' \times 2$ to $(m' - 1) \times 2$

□

4.3 GATHER PHASE

GATHER PHASE starts if none of the two robots reaches the location of res after the termination of the BOUNDARY PHASE. Throughout the execution of this phase, the configuration will remain an INITGATHER CONFIGURATION (Lemma 5). So, in each round, a robot will lie on the same line (say L) along with res , and the perpendicular distance of the other robot to the line passing through res and perpendicular to L must be at most one. During this phase, if a robot is in the same location with res , it terminates and the other robot moves to the location of res along any shortest path. On the other hand when none of the robots are on the same vertex with res , the robot on L checks if res is adjacent to it. If res is not on its adjacent vertex, it moves towards res along L . Otherwise, if res is on its adjacent vertex then it moves towards res along L only if it sees res is on a corner and the other robot, say r' , is also on another adjacent vertex of res . Now if the robot is not on any line along with the resource res , (i.e., perpendicular distance of the robot to

the line through res and perpendicular to L is one) then, the robot will move parallel to L towards res . The pseudo code of GATHER PHASE is as follows.

Algorithm 4: Gather Phase for robot r

```

1 if  $r$  is on same vertex with  $res$  then
2   | terminate;
3 else
4   | if  $r'$  is on the same vertex with  $res$  then
5   |   | move to  $res$  along any shortest path avoiding door vertex;
6   | else
7   |   | if  $r$  is on a line  $L$  with  $res$  then
8   |   |   | if  $res$  is not adjacent to  $r$  then
9   |   |   |   | move towards  $res$  along  $L$ ;
10  |   |   | else
11  |   |   |   | if  $res$  is at a corner and  $r'$  is adjacent to  $res$  then
12  |   |   |   |   | move towards  $res$  along  $L$ ;
13  |   |   | else
14  |   |   |   | move parallel to  $L$  towards  $res$ ;

```

Before proving the correctness of the GATHER PHASE, let us discuss some notations used in the following proofs.

Let, r be the robot which is on the same line along with the resource res in an INITGATHER CONFIGURATION. This line is denoted as L . We denote the line passing through res and perpendicular to L as L' . Now by L^1 and L^{-1} we denote the lines parallel to L' and one hop distance apart from L' . L^1 is the line furthest to r compared to L^{-1} . Observe that r' can be on any one of L^{-1}, L', L^1 in an INITGATHER CONFIGURATION. Now we can prove the following lemma.

Lemma 4. *By executing Dynamic Rendezvous algorithm two robots r and r' never moves to same line from an INITGATHER CONFIGURATION.*

Proof. Let at the beginning of some round t , the configuration is an INITGATHER CONFIGURATION. Observe that r and r' are not on the same line at the beginning of the round t . If possible let after completion of round t , r and r' moves to the same line. Without loss of generality let, r be the robot on the same line L along with res . Then, r' can be on any one of L^{-1}, L', L^1 at the beginning of round t . Now, we have three cases depending on the location of r' .

Case I: Let r' is on L' at the beginning of round t . Then for being on the same line after the completion of the round either r moves to L' or, r' moves to L . Without loss of generality, let r moves to L' during round t . This implies at the beginning of round t , r is adjacent to res on L (Fig. 15). Now according to the algorithm 4, r doesn't move during round t , a contradiction.

Case II: Let r' is on L^1 at the beginning of round t . Then during round t , r' moves parallel to L to L' . So to be on the same line after completion of the round, r must move onto L' during this round (Fig. 16). But for the same reason used in *Case I*, r can not move during round t which leads to a contradiction again.

Case III: Let r' is on L^{-1} at the beginning of round t . According to algorithm 4, r' moves to L' during this round. So for being on the same line r must move to L' too during round t . For this to happen, r must be on the line L^{-1} along with r' at the beginning of round t (Fig. 17). But that is a contradiction as at the beginning of round t the configuration is an INITGATHER CONFIGURATION.

For all of this cases we reach a contradiction assuming that after completion of round t , r and r' moves to the same line. Hence the lemma. \square

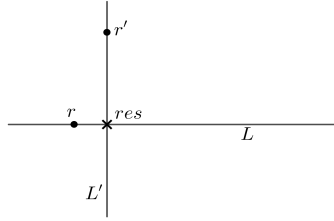


Fig. 15: r' is on L' . r doesn't move to L' .

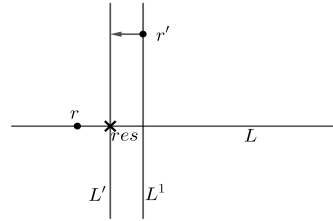


Fig. 16: r' is on L^1 . r doesn't move to L' .

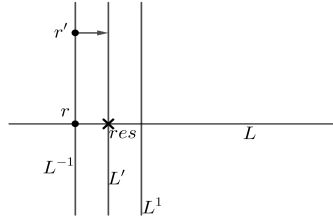


Fig. 17: This configuration is not possible.

Next we have the following lemma.

Lemma 5. *If no robots terminate, an INITGATHER CONFIGURATION remains an INITGATHER CONFIGURATION after one execution of the algorithm Dynamic Rendezvous.*

Proof. Let at the beginning of some round t the configuration is an INITGATHER CONFIGURATION. Let r be the robot on the same line L along with res . Now, the other robot r' can be on any one of L^{-1} , L' and L^1 at the beginning of round t . By the Lemma 4, it can be made sure that, r and r' does not move onto same line after completion of round t . So, to prove this lemma it is sufficient to show that, after completion of round t , one of r and r' is on the same line, say L_d , along with res and the perpendicular distance of the other robot to the line L'_d is at most one where, L'_d is the line perpendicular to L_d and passing through res . Now based on the movement of res during round t , we have three cases as following.

I. res moves along L .

- II. res moves along L' .
- III. res does not move.

Case I: Let res moves along line L during round t . Now even if r moves in round t , it stays on L according to algorithm 4. Now, let r' can be on L' or L^1 or L^{-1} at the beginning of round t . Irrespective of the position, r' reaches either on L^1 or on L^{-1} in the new configuration after completion of the round t (Fig. 18 and Fig. 19). Thus for this case the configuration remains an INITGATHER CONFIGURATION.

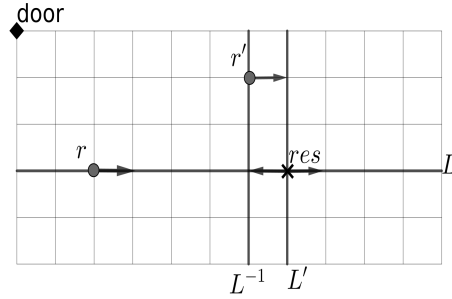


Fig. 18: r' moves to L' and res moves to either L^{-1} or L^1 during round t . r stays on L along with res .

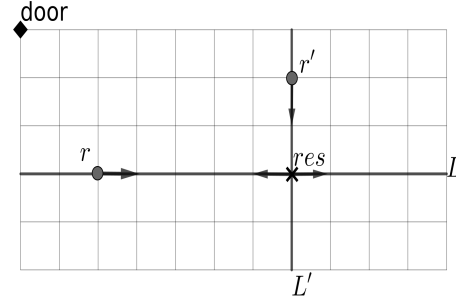


Fig. 19: r' stays on L' but res moves to either L^{-1} or L^1 during round t . r stays on L with res .

Case II: Let res moves along L' during the round t . In this case irrespective of the location of r' at the beginning of round t (i.e., L^{-1}, L', L^1), it moves onto L' along with res in the new configuration after completion of the round. Let L'' be the line perpendicular to L' on which res moves after completion of round t . Also note that during round t , r stays on L even if it moves. Now since, L'' is parallel to L and one hop away from L , the perpendicular distance of r to L'' becomes one after completion of the round t (Fig. 20 and Fig. 21). Thus the new configuration remains an INITGATHER CONFIGURATION after completion of round t .

Case III: Let res does not move during round t . Then, irrespective of the location of r' at the beginning of round t , it reaches L' along with res after completion of the round. Also, even if r moves it stays on L along with res after completion of round t . So, after completion of round t , in the new configuration r stays on L along with res and r' stays on L' . Hence the new configuration is again an INITGATHER CONFIGURATION.

For all of the above cases, the configuration remains an INITGATHER CONFIGURATION and we have the lemma. \square

Let at the beginning of a particular round during the GATHER PHASE a robot r is on the same line L along with the resource, res . Let us define two lines, firstly, L_1 passing through r and perpendicular to L , and secondly L_2 , passing through the vertex of the other robot r' and parallel to L . Note that the lines L_1 and L_2 divides the entire grid into one or more rectangles. The rectangle inside of which the resource res is located

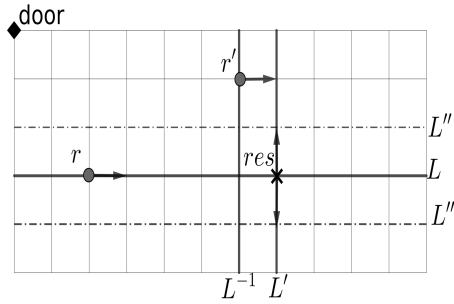


Fig. 20: res moves to L'' along L' , r stays on L and r' moves to L' from L^{-1} .

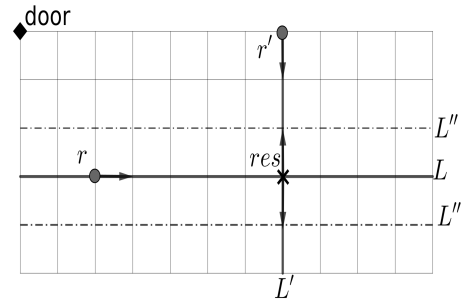


Fig. 21: res moves to L'' along L' , r stays on L and r' stays on L' .

is called the "Containing Rectangle" and it is denoted as R_{Con} (Fig. 22). Observe that, at the beginning of the first round of GATHER PHASE, L_1 is $BD(r)$ and L_2 is $BD(r')$ and $R_{Con} = G$.

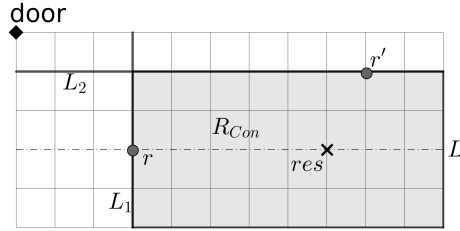


Fig. 22: shaded region is R_{Con}

Lemma 6. *The resource res never moves onto L_1 or L_2 during the GATHER PHASE without colliding with any robot.*

Proof. Initially at the beginning of GATHER PHASE, resource res must not be on $BD(r)$ or $BD(r')$. Otherwise, res must have crossed or moved onto both $PD(r)$ and $PD(r')$ during the BOUNDARY PHASE, which is not possible due to claim (3). So, at the beginning of GATHER PHASE, res is not on any of L_1 or L_2 .

If possible let during some round t of GATHER PHASE, res moves onto either L_1 or L_2 for the first time, without colliding with any robots. Let, res is on the same line L with r at the beginning of round t . Now, r must be on the vertex $L_1 \cap L$ and r' is on any of the three vertices, $L_2 \cap L^{-1}$, $L_2 \cap L'$ and $L_2 \cap L^1$ at the beginning of round t (Fig. 23). Now we have two cases,

Case I: Let res moves onto L_1 during round t . For this to happen, res must be on the adjacent vertex of $L_1 \cap L$ (i.e, location of r) at the beginning of round t and it must move along L during round t . So, res reaches $L_1 \cap L$ after completion of the round. Now

since r is adjacent to res on L at the beginning of round t , it does not move during round t (Algorithm 4) and stays on $L_1 \cap L$ after completion of the round. So after completion of round t , res collides with r contrary to our assumption.

Case II: Let res moves onto L_2 during round t . For this to happen, res must move along L' and reaches $L' \cap L_2$ after completion of the round. Now, irrespective of the position of r' at the beginning of round t , it reaches $L_2 \cap L'$ (Algorithm 4) after completion of the round (Fig. 23). Since both res and r' reaches $L_2 \cap L'$ after completion of round t , they collides contradicting our assumption.

Since in both cases we reach contradiction our assumption must be incorrect. So, res never moves onto L_1 or L_2 without colliding with a robot during GATHER PHASE. \square

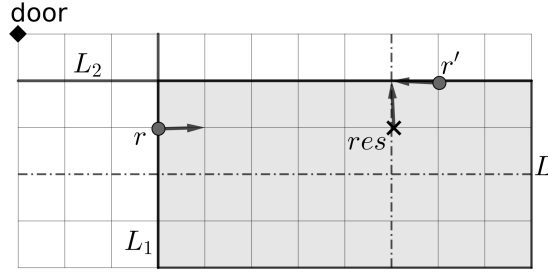


Fig. 23: res collides with r' if moves onto L_2

Corollary 1. *The resource res never moves outside R_{Con} during the GATHER PHASE without colliding with a robot.*

Proof. If res moves out of R_{Con} then it must cross either L_1 or L_2 without moving onto them.

Now the resource, res never crosses L_1 without colliding with r . Also, for the same reason, res never crosses L_2 while r' is also on the same line along with res . So let us assume r' is not on the same line along with res at the beginning of some round t during which res crosses L_2 . So, during round t r' must move along L_2 . So, the line L_2 does not shift after the completion of round t . This implies res must move onto L_2 to cross it which is not possible due to Lemma 6. Hence res never moves out of R_{Con} . \square

Let at the beginning of the first round of GATHER PHASE, R_{Con} be a $m_1 \times n_1$ grid. Let the height and width of R_{Con} be m_1 and n_1 respectively where, both $m_1 > 2$ and $n_1 > 2$. We will prove that within $T_f + 1$ rounds either both m_1 and n_1 decrease or one of m_1 and n_1 decreases and the other one stays the same.

Lemma 7. *During the GATHER PHASE, if both height and width of the R_{Con} be more than two and none of the robot terminates then, within $T_f + 1$ rounds either both height and width of R_{Con} decreases or one of height or width decreases and the other remains same.*

Proof. Let at the beginning of some round t during the GATHER PHASE, r be a robot on the line L along with the resource, res . The lines L_1 (line passing through r and perpendicular to L) and L_2 (line passing through the other robot, r' and parallel to L) and the boundaries that do not contain the door vertex forms a rectangle R_{Con} . We have proved that res always remains contained within $R_{Con} \setminus \{L_1 \cup L_2\}$ and never moves out of it if none of the robots are terminated. Let the dimension of R_{Con} at the beginning of round t be $m_1 \times n_1$ where both m_1 and n_1 are greater than two. Thus even if res is at a corner at the beginning of round t , both r and r' are not adjacent to res . Thus during round t , no robot moves to the location of res .

Case I: Let at the beginning of round t , r is not adjacent to res . Also, without loss of generality let the length of the side of R_{Con} , which is parallel to L at the beginning of round t is the width of R_{Con} . Now according to the algorithm, r moves along L towards res i.e towards the direction of the interior of R_{Con} . Hence L_1 shifts towards the interior of R_{Con} . So the width of R_{Con} decreases during round t . Now, if r' is not on the line L' (line passing through res and perpendicular to L) or, adjacent to res on the line L' at the beginning of round t then, r' moves along L_2 (Fig. 24) or does not move at all. In both of these cases, the height of R_{Con} remains the same after the completion of the round. on the other hand if at the beginning of round t , r' is on L' along with res and not adjacent to r' then, r' moves along L' towards the direction of res (Fig. 25). Note that in this case L_2 also shifts towards the interior of R_{Con} and decreases the height of R_{Con} after completion of round t .

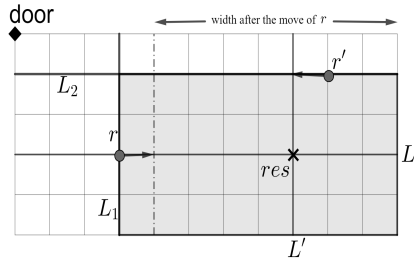


Fig. 24: Only width of R_{Con} decreases and height remains same.

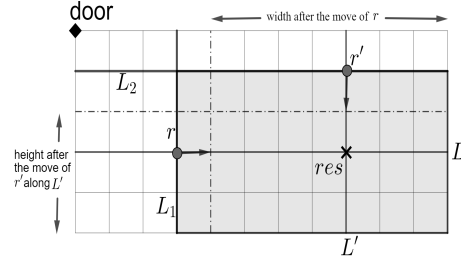


Fig. 25: both height and width of R_{Con} decreases.

So we have shown that if r , a robot on a line L with res is not adjacent to res then either both height and width decrease or only width decreases in one round.

Case II: Let, res is adjacent to r on L at the beginning of round t then, r will not move along L . It is assumed that res will not stay at the same location for more than T_f consecutive rounds. Note that since both height and width are more than two, res gets an empty vertex to move. Now in the worst case during the round $t + T_f$, res must have moved either along L or along L' . Note that res can not move towards r along L as it would end up colliding with r .

Case II(a): Let during the round $t + T_f$, res moves along L opposite to r then, at the beginning of round $t + T_f + 1$, r and res are not adjacent along L . Hence during

this round, either only the width of R_{Con} decreases and height remains the same, or both height and width of R_{Con} decrease by a similar argument as in *case I*.

Case II(b): Now let us consider the case where r is adjacent to res on L at the beginning of round $t + T_f$ but res moves perpendicular to L i.e., along L' during the round $t + T_f$.

If at the beginning of round $t + T_f$, r' was on L' then, by the same argument as in *Case I* and *Case II(a)* we can conclude that in the worst case, after completion of round $t + 2T_f + 1$, the height of R_{Con} must decrease while width either remains same or also decreases.

Let us now consider r' is not on L' at the beginning of round $t + T_f$. In this case, after completion of round $t + T_f$, r' and res must be on the line L' and hence according to the same argument as above cases in the worst during round $t + 2T_f + 1$ either height and width of R_{Con} both decrease or height decreases while the width remains same. \square

By Lemma 5 we can conclude that, after one execution of the GATHER PHASE, if no robot is terminated then in the next round, GATHER PHASE will be executed again. Also, from the Lemma 7 it is evident that if the dimension of the R_{Con} is $m_1 \times n_1$ where both $m_1 > 2$ and $n_1 > 2$ then, in the worst case in every $2T_f + 1$ round, the height or the width of the configuration decreases and none of them ever increase. So within $O(T_f \times (m+n))$ there will be a round (say t_0) when either the height or the width of R_{Con} becomes two. Without loss of generality let the dimension of R_{Con} be $m_1 \times 2$, at the beginning of round t_0 , where $m_1 > 2$. Now we claim the following lemma.

Lemma 8. *If the dimension of R_{Con} is $m_1 \times 2$ (resp. $2 \times n_1$) and no robot terminates then, within $(T_f + 1)(m_1 - 1)$ (resp. $(T_f + 1)(n_1 - 1)$) rounds dimension of R_{Con} becomes 2×2 .*

Proof. Without loss of generality let the dimension of R_{Con} be $m_1 \times 2$ at the beginning of some round (say t_0) where, $m_1 > 2$. This implies exactly one of the height or width of R_{Con} is two. Without loss of generality let the width is two and height be $m_1 > 2$. Thus R_{Con} consists of exactly two lines perpendicular to the width. One of these two lines (say, L) is a boundary of G which does not contains the door vertex and the other one is the line parallel and adjacent to it (Say L_2). Since no robots are terminated, the configuration at the beginning of round t_0 is an INITGATHER CONFIGURATION (Lemma 5). So, each of these two lines L and L_2 contains exactly one robot. Let without loss of generality r be on the line L and r' is on L_2 . Now by Lemma 6, res must be on L and below L_1 . Also, the distance of r' to the line perpendicular to L and passing through res (say L') is at most one as the configuration is an INITGATHER CONFIGURATION at the beginning of round t_0 . So if during round t_0 , res moves perpendicular to L it must collides with r' and r' terminates contrary to the assumption. So let us consider res either move along L or does not move at all during round t_0 (Fig. 26). Now, in the worst case within $T_f + 1$ rounds the height of R_{Con} must decrease by one unit. Also, since $m_1 > 2$, at the beginning of round t_0 , if res is at a corner, r is not adjacent to res and hence r' can only move parallel to L_2 . So unless $m_1 = 2$, width of R_{Con} remains two. Thus in the worst case, the height of R_{Con} becomes two while the width still remains two in $(T_f + 1)(m_1 - 1)$ rounds. Hence the lemma. \square

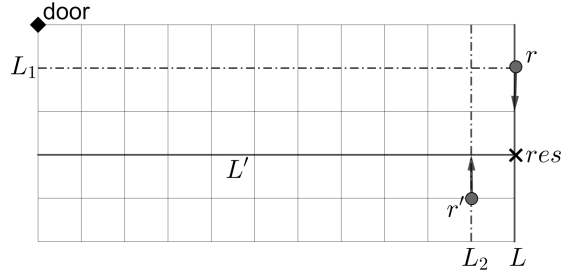


Fig. 26: Dimension of decreases from $m_1 \times 2$ to $(m_1 - 1) \times 2$ where $m_1 > 2$.

Now we have proved that if no robot terminates then, within $O(T_f \times (m + n))$ rounds there is a round t_1 such that at the beginning of it, R_{Con} is a 2×2 rectangle on the bottom right corner of the grid G (Fig. 27). At the beginning of round t_1 , res must be at the corner of the Grid diagonally opposite to the door vertex (by Lemma 6). Here two robots r and r' must be on two different adjacent vertices of res as the configuration is an INITGATHER CONFIGURATION (Lemma 5). Hence by the algorithm of GATHER PHASE r and r' both move to the vertex of res during the round t_1 , while res has no other edges to move out as it is on the corner. So, both robot reaches the location of res and terminates. From this discussion, we can conclude the following Theorem.

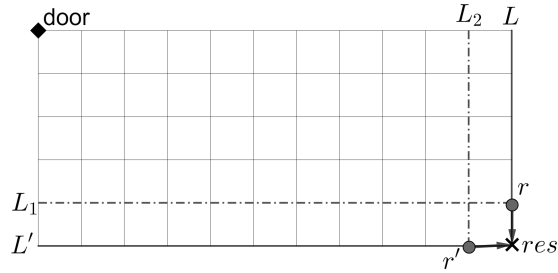


Fig. 27: R_{Con} has dimension 2×2 .

Theorem 4. For a grid of dimension $m \times n$, the GATHER PHASE terminates within $O(T_f \times (m + n))$ rounds.

Now since the termination of GATHER PHASE implies termination of the whole algorithm we can conclude with the following theorem.

Theorem 5. Algorithm DYNAMIC RENDEZVOUS terminates within $O(T_f \times (m + n))$ rounds.

5 Conclusion

Gathering is a classical problem in the field of swarm robotics. Rendezvous is a special case of gathering where two robots gather at a single point in the environment. All the previous works on gathering considered the meeting point to be not known by the robots but here we have considered the robots to know the meeting point but the meeting point can move in the environment until a robot reaches it. To the best of our knowledge, it is the first work that considers a dynamic meeting point. In this work, we have shown that it is impossible for two robots to gather at a known dynamic meeting point on a finite grid if the scheduler is semi-synchronous. Then considering a fully synchronous scheduler we have provided a distributed algorithm DYNAMIC RENDEZVOUS which gathers the two robots on the known dynamic meeting point called the resource, within $O(T_f \times (m+n))$ rounds where $m \times n$ is the dimension of the grid and T_f is the upper bound of the number of consecutive rounds the resource can stay at a single vertex alone. We have also provided a lower bound of time i.e., $\Omega(m+n)$ to solve this problem considering a $m \times n$ grid. So, if $T_f \leq k$ for some constant k then our algorithm is time optimal.

For future courses of research, one can think of solving this problem on other different networks such as tree, ring, etc. In ring networks, solving this problem with limited visibility can be really interesting. Also, One can think of finding out the minimum number of robots needed to gather at a known dynamic meeting point for different schedulers in different networks.

References

1. Bose, K., Adhikary, R., Kundu, M.K., Sau, B.: Arbitrary pattern formation on infinite grid by asynchronous oblivious robots. In: Das, G.K., Mandal, P.S., Mukhopadhyaya, K., Nakano, S. (eds.) WALCOM: Algorithms and Computation - 13th International Conference, WALCOM 2019, Guwahati, India, February 27 - March 2, 2019, Proceedings. Lecture Notes in Computer Science, vol. 11355, pp. 354–366. Springer (2019). https://doi.org/10.1007/978-3-030-10564-8_28, https://doi.org/10.1007/978-3-030-10564-8_28
2. Cieliebak, M., Flocchini, P., Prencipe, G., Santoro, N.: Distributed computing by mobile robots: Gathering. SIAM J. Comput. **41**(4), 829–879 (2012). <https://doi.org/10.1137/100796534>, <https://doi.org/10.1137/100796534>
3. Cohen, R., Peleg, D.: Convergence properties of the gravitational algorithm in asynchronous robot systems. SIAM J. Comput. **34**(6), 1516–1528 (2005). <https://doi.org/10.1137/S0097539704446475>, <https://doi.org/10.1137/S0097539704446475>
4. D’Angelo, G., Stefano, G.D., Klasing, R., Navarra, A.: Gathering of robots on anonymous grids and trees without multiplicity detection. Theor. Comput. Sci. **610**, 158–168 (2016). <https://doi.org/10.1016/j.tcs.2014.06.045>
5. D’Angelo, G., Stefano, G.D., Navarra, A.: Gathering six oblivious robots on anonymous symmetric rings. J. Discrete Algorithms **26**, 16–27 (2014). <https://doi.org/10.1016/j.jda.2013.09.006>
6. Das, A., Bose, K., Sau, B.: Memory optimal dispersion by anonymous mobile robots. In: Mudgal, A., Subramanian, C.R. (eds.) Algorithms and Discrete Applied Mathematics - 7th International Conference, CALDAM 2021, Rupnagar, India, February 11–13, 2021, Proceedings. Lecture Notes in Computer Science, vol. 12601, pp. 426–439.

- Springer (2021). https://doi.org/10.1007/978-3-030-67899-9_34, https://doi.org/10.1007/978-3-030-67899-9_34
7. Das, S., Flocchini, P., Prencipe, G., Santoro, N., Yamashita, M.: Autonomous mobile robots with lights. *Theor. Comput. Sci.* **609**, 171–184 (2016). <https://doi.org/10.1016/j.tcs.2015.09.018>, <https://doi.org/10.1016/j.tcs.2015.09.018>
 8. Flocchini, P., Prencipe, G., Santoro, N., Widmayer, P.: Gathering of asynchronous robots with limited visibility. *Theoretical Computer Science* **337**(1), 147–168 (2005). <https://doi.org/10.1016/j.tcs.2005.01.001>
 9. Flocchini, P., Santoro, N., Viglietta, G., Yamashita, M.: Rendezvous with constant memory. *Theor. Comput. Sci.* **621**, 57–72 (2016). <https://doi.org/10.1016/j.tcs.2016.01.025>, <https://doi.org/10.1016/j.tcs.2016.01.025>
 10. Goswami, P., Sharma, A., Ghosh, S., Sau, B.: Time optimal gathering of myopic robots on an infinite triangular grid. In: Devismes, S., Petit, F., Altisen, K., Luna, G.A.D., Anta, A.F. (eds.) *Stabilization, Safety, and Security of Distributed Systems - 24th International Symposium, SSS 2022, Clermont-Ferrand, France, November 15-17, 2022, Proceedings. Lecture Notes in Computer Science*, vol. 13751, pp. 270–284. Springer (2022). https://doi.org/10.1007/978-3-031-21017-4_18, https://doi.org/10.1007/978-3-031-21017-4_18
 11. Heriban, A., Défago, X., Tixeuil, S.: Optimally gathering two robots. In: Bellavista, P., Garg, V.K. (eds.) *Proceedings of the 19th International Conference on Distributed Computing and Networking, ICDCN 2018, Varanasi, India, January 4-7, 2018*. pp. 3:1–3:10. ACM (2018). <https://doi.org/10.1145/3154273.3154323>, <https://doi.org/10.1145/3154273.3154323>
 12. Izumi, T., Souissi, S., Katayama, Y., Inuzuka, N., Défago, X., Wada, K., Yamashita, M.: The gathering problem for two oblivious robots with unreliable compasses. *SIAM J. Comput.* **41**(1), 26–46 (2012). <https://doi.org/10.1137/100797916>, <https://doi.org/10.1137/100797916>
 13. Klasing, R., Kosowski, A., Navarra, A.: Taking advantage of symmetries: Gathering of many asynchronous oblivious robots on a ring. *Theor. Comput. Sci.* **411**(34–36), 3235–3246 (2010). <https://doi.org/10.1016/j.tcs.2010.05.020>
 14. Klasing, R., Markou, E., Pelc, A.: Gathering asynchronous oblivious mobile robots in a ring. *Theor. Comput. Sci.* **390**(1), 27–39 (2008). <https://doi.org/10.1016/j.tcs.2007.09.032>
 15. Luna, G.A.D., Uehara, R., Viglietta, G., Yamauchi, Y.: Gathering on a circle with limited visibility by anonymous oblivious robots. In: Attiya, H. (ed.) *34th International Symposium on Distributed Computing, DISC 2020, October 12-16, 2020, Virtual Conference. LIPIcs*, vol. 179, pp. 12:1–12:17. Schloss Dagstuhl - Leibniz-Zentrum für Informatik (2020). <https://doi.org/10.4230/LIPIcs.DISC.2020.12>
 16. Ooshita, F., Tixeuil, S.: Ring exploration with myopic luminous robots. *CoRR abs/1805.03965* (2018), <http://arxiv.org/abs/1805.03965>
 17. Poudel, P., Sharma, G.: Time-optimal gathering under limited visibility with one-axis agreement. *Inf.* **12**(11), 448 (2021). <https://doi.org/10.3390/info12110448>
 18. Prencipe, G.: Impossibility of gathering by a set of autonomous mobile robots. *Theor. Comput. Sci.* **384**(2–3), 222–231 (2007). <https://doi.org/10.1016/j.tcs.2007.04.023>, <https://doi.org/10.1016/j.tcs.2007.04.023>
 19. Suzuki, I., Yamashita, M.: Distributed anonymous mobile robots: Formation of geometric patterns. *SIAM J. Comput.* **28**(4), 1347–1363 (mar 1999). <https://doi.org/10.1137/S009753979628292X>, <https://doi.org/10.1137/S009753979628292X>