

# Sequential Processing of Observations in Human Decision-Making Systems

Nandan Sriranga\*, Baocheng Geng†, Pramod K. Varshney\*

\*Department of EECS, Syracuse University, Syracuse, USA

†Department of Computer Science, University of Alabama, Birmingham, USA  
{nsrirang, varshney}@syr.edu, {bgeng}@uab.edu

**Abstract**—In this work, we consider a binary hypothesis testing problem involving a group of human decision-makers. Due to the nature of human behavior, each human decision-maker observes the phenomenon of interest sequentially up to a random length of time. The humans use a belief model to accumulate the log-likelihood ratios until they cease observing the phenomenon. The belief model is used to characterize the perception of the human decision-maker towards observations at different instants of time, i.e some decision-makers may assign greater importance to observations that were observed earlier, rather than later and vice-versa. The global decision-maker for a binary hypothesis testing problem when the global decision-maker is a machine, fuses the human decisions using the Chair-Varshney rule with different weights for the human decisions, where the weights are determined by the number of observations that were used by the humans to arrive at their respective decisions.

**Index Terms**—Hypothesis Testing, Sequential observations, Human belief-models, Human teams, Distributed Detection

## I. INTRODUCTION

In various decision-making, and command and control systems operating in complex and uncertain environments, incorporating human cognitive strengths and expertise is imperative to improve decision quality and enhance situational awareness. For example, in early warning systems for natural disasters, sensor measurements, and human judgment are usually combined together for the early identification of hazards and risks. It is therefore imperative to study decision making involving humans.

The modeling and analysis of human decision-making in the context of signal detection have become popular recently. There have been a few works that study human decision-making by incorporating factors related to human psychology in the statistical signal detection framework [1]–[9]. For example, the authors in [1], [2] have investigated the impact of random thresholds used by human agents to make threshold-based decisions on the collaborative detection performance. The Nobel prize-winning prospect theory [10], which provides a systematic formulation of judgment under biases, has been employed to model human decision-making behavior in the context of binary hypothesis testing [4], [6]. A semi-autonomous human-assisted decision-making framework where the human and the machine make correlated observations was proposed in [7]. To help humans make better decisions, the optimal selection and ordering of observations

presented to humans under belief updating biases were studied in [11], [12]. Moreover, unlike a perfectly rational decision maker who always chooses the action that has the maximum utility, it is possible for bounded rational humans to select all the actions in the action space but better options are selected more often [13]. The authors in [14] employed the bounded rationality model to quantify human uncertainty and evaluated individual decision-making performance when humans have different degrees of bounded rationality.

In contrast with the existing literature, our goal in this paper is to model and analyze how humans make decisions based on multiple observations under belief updating biases and limited cognitive processing capabilities. As stated in [15], information integration is a sequential process where information is received one piece at a time and integrated into a continuously evolving impression. Hence, we consider that local human decision-makers in a human team observe a sequence of observations and they continuously update their beliefs until a decision is made. We investigate two types of cognitive biases and limitations that impact the human’s decision quality: a) biases in belief updating, e.g., *conservatism* where the human is more adherent to prior knowledge and *over-responsiveness* where the human is more responsive to newly received information [16] and, b) limited information processing capability in the sense that humans only use a limited number of observations in decision-making [17]. The judgement biases and limitations may cause humans to behave quite differently from rational decision-makers, which may consequently impact the group decision-making performance.

In this work, we first construct statistical models to characterize the above-mentioned cognitive biases and limitations in belief updating based on sequential observations. In particular, we use the weighted sum of log-likelihood ratios to model human belief updating biases and let a random variable represent the number of observations a human decision-maker uses to make a decision. Next, we analyze the performance of individual human decision-makers in terms of the *deflection coefficient*, using the expected values and variances of the individual humans’ beliefs. Finally, we design the optimal decision fusion rule for collaborative human decision-making.

## II. OBSERVATION MODEL

We consider a group of  $N$  human decision-makers observing a sequence of observations (data streams) from the hypotheses

$$\mathcal{H}_1 : X_i^{(t)} \stackrel{iid}{\sim} f_1(x_i^{(t)}) \quad \text{and}, \quad (1)$$

$$\mathcal{H}_0 : X_i^{(t)} \stackrel{iid}{\sim} f_0(x_i^{(t)}). \quad (2)$$

The random variables  $X_i^{(t)}$  represent the observations of the  $i^{th}$  decision-maker at time-instant  $t$ . The observations  $X_i(t)$  are independent and identically distributed (i.i.d) in time, conditioned on the hypothesis of origin and, the observations of any pair of decision-makers is also uncorrelated.

### A. Human belief update

The human decision-makers process the observations until a random time-instant  $\tau_i^*$ , where  $\tau_i^*$  is a discrete random variable that may be generated according to a valid probability mass function (PMF). In this work, we consider the Geometric and Poisson RVs for the purpose of illustrating the results in our work. The observations are processed for a duration of time  $\tau_i^*$  and the belief update model employed by the human decision-makers is

$$\Lambda_i^{(t)} = \lambda_i^{(t)} + w_i \cdot \Lambda_i^{(t-1)}$$

where  $\lambda_i^{(t)} \equiv \lambda_i^{(t)}(x_i^{(t)}) = \ln\left(\frac{f_1(x_i^{(t)})}{f_0(x_i^{(t)})}\right)$  is the log-likelihood ratio of the most recent observation at time  $t$ ,  $\Lambda_i^{(t-1)} \equiv \Lambda_i^{(t-1)}(x_i^{(t-1)}, x_i^{(t-2)}, \dots, x_i^{(1)})$  is the cumulative belief until the previous time-instant  $t-1$  and,  $\Lambda_i^{(t)} \equiv \Lambda_i^{(t)}(x_i^{(t)}, x_i^{(t-1)}, \dots, x_i^{(1)})$  is the accumulated belief up to time instant  $t$ .

The above formulation enables the mathematical modeling of the bias inherited due to belief updating. The parameter  $w_i$  is a fixed (deterministic) parameter, which is an inherent property of the individual human decision-maker. When  $w_i$  is greater than 1, the decision maker attaches greater importance to observations that are more recent, whereas if  $0 < w_i < 1$ , the observations that are observed earlier are assigned greater importance. With respect to the likelihood ratios, the effect can be seen such that at a time  $t$ , the likelihood ratio of the

observation at a time  $t-j$  is *processed* as  $\left(\frac{f_1(x_i^{(t-j)})}{f_0(x_i^{(t-j)})}\right)^{w_i^{t-j}}$ , thereby biasing the likelihood-ratios of observation processed in the past .

### III. LOCAL DECISION RULE

Upon observing the data up to a time instant  $\tau_i^*$ , the human uses the accumulated belief until this time to make a decision

$$\Lambda_i^{(\tau_i^*)} \underset{\mathcal{H}_0}{\overset{\mathcal{H}_1}{\gtrless}} \ln(T_i), \quad (3)$$

which is in the form of a log-likelihood ratio test (LLRT), where  $T_i$  is the decision threshold of the LLRT. This can be

interpreted as a random sample-size LLRT, with the number of samples being a random function of the individual humans' decision-making behaviors.

Unlike physical sensors and machines which are able to demonstrate consistent behavior as they are capable of being programmed into obeying explicit rules and commands, human decision-making is susceptible to inconsistencies due to the human's lack of motivation in fulfilling the task, fatigue, or impatience. All of these uncertain factors are jointly represented by the random stopping time  $\tau_i^*$ , which is a characteristic of the  $i^{th}$  human decision-maker.

The performance of the individual human decision-makers can be characterized by the quantities  $\mathbb{E}[\Lambda_i^{(\tau_i^*)}|\mathcal{H}_1]$ ,  $\mathbb{E}[\Lambda_i^{(\tau_i^*)}|\mathcal{H}_0]$ ,  $\text{var}[\Lambda_i^{(\tau_i^*)}|\mathcal{H}_1]$  and  $\text{var}[\Lambda_i^{(\tau_i^*)}|\mathcal{H}_0]$ .

The quantities  $\mathbb{E}[\Lambda_i^{(\tau_i^*)}|\mathcal{H}_1]$  and  $\mathbb{E}[\Lambda_i^{(\tau_i^*)}|\mathcal{H}_0]$  can be written as

$$\mathbb{E}[\Lambda_i^{(\tau_i^*)}|\mathcal{H}_k] = \mathbb{E}[\lambda_i^{(j)}|\mathcal{H}_k] \cdot \left[ \frac{\mathbb{E}_{\tau_i^*}[w_i^{\tau_i^*}] - 1}{w_i - 1} \right]. \quad (4)$$

where  $k \in \{0, 1\}$  and  $\lambda_i^{(j)}$  is the log-likelihood ratio of the  $i^{th}$  human decision-maker at any arbitrary time-instant  $j < \tau_i^*$ , due to the reason that observations of any human decision-maker are identically distributed in time, according to (1) and (2) . Further, the second term in the product in (4) can be written as

$$\frac{\mathbb{E}_{\tau_i^*}[w_i^{\tau_i^*}] - 1}{w_i - 1} = \begin{cases} \mathbb{E}_{\tau_i^*}[\tau_i^*] & \text{if } w_i = 1 \\ \frac{\mathbb{E}_{\tau_i^*}[e^{\ln(w_i) \tau_i^*}] - 1}{w_i - 1} & \text{otherwise,} \end{cases} \quad (5)$$

which can be obtained by using the moment-generating function (MGF) of the RV  $\tau_i^*$ . An important remark is that the quantity in (5) is always greater than or equal to 1 (obtained by using Jensen's inequality), which indicates that when the human decision-maker uses more than one observation, in the average sense, the expected value of the cumulative belief is larger than that with just one observation,  $\mathbb{E}[\lambda_i^{(j)}|\mathcal{H}_k]$ .

The quantities  $\text{var}[\Lambda_i^{(\tau_i^*)}|\mathcal{H}_1]$  and  $\text{var}[\Lambda_i^{(\tau_i^*)}|\mathcal{H}_0]$  can be written as

$$\begin{aligned} \text{var}[\Lambda_i^{(\tau_i^*)}|\mathcal{H}_k] = & \text{var}[\lambda_i^{(j)}|\mathcal{H}_k] \cdot \left[ \frac{\mathbb{E}_{\tau_i^*}[w_i^{2\tau_i^*}] - 1}{w_i^2 - 1} \right] \\ & + \mathbb{E}[\lambda_i^{(j)}|\mathcal{H}_k] \cdot \left[ \frac{\text{var}_{\tau_i^*}[w_i^{\tau_i^*}]}{(w_i - 1)^2} \right] \end{aligned} \quad (6)$$

The derivations for the expressions in (4) and (6) are omitted due to limitations of space. The expressions are obtained by a straightforward application of the laws of *total expectation* and *total variance* respectively, on the individual humans' belief LLR.

Further, the expressions for the overall probabilities of detection  $P_{D,i}$  and false-alarm  $P_{FA,i}$  for the human decision-

maker are

$$\begin{aligned} P_{D,i} &= \sum_{j=1}^{\infty} \Pr(\tau_i^* = j) \cdot \Pr(\Lambda_i^{(\tau_i^*)} > \ln(T_i) | \tau_i^* = j, \mathcal{H}_1) \\ &= \sum_{j=1}^{\infty} \Pr(\tau_i^* = j) \cdot P_{D,i}(\tau_i^*) \quad \text{and,} \end{aligned} \quad (7)$$

$$P_{FA,i} = \sum_{j=1}^{\infty} \Pr(\tau_i^* = j) \cdot P_{FA,i}(\tau_i^*). \quad (8)$$

The expressions for the quantities in (7) and (8) are difficult to compute in closed-form due to which we use the deflection coefficient of the human belief LLR, which is widely used in signal processing applications, as a surrogate metric to characterize the detection performance of human decision-makers in this work. The metric can be computed using the expected value and the variance of the beliefs in equations (4) and (6) and is defined as

$$\Delta_{i,k} = \frac{\left( \mathbb{E}[\Lambda_i^{(\tau_i^*)} | \mathcal{H}_1] - \mathbb{E}[\Lambda_i^{(\tau_i^*)} | \mathcal{H}_0] \right)^2}{\text{var}[\Lambda_i^{(\tau_i^*)} | \mathcal{H}_k]}, \quad (9)$$

where  $k = 0, 1$  and is reflected in the variance of the human belief.

We illustrate the nature of the deflection coefficient as a function of the human decision-maker's parameter  $w_i$  in Fig. 1. When the human decision-maker observes data from  $\mathcal{N}(s, \sigma^2)$  and  $\mathcal{N}(0, \sigma^2)$  under the alternative ( $\mathcal{H}_1$ ) and null ( $\mathcal{H}_0$ ) hypotheses respectively. We consider  $s = 5$  and  $\sigma^2 = 1$  for this example.

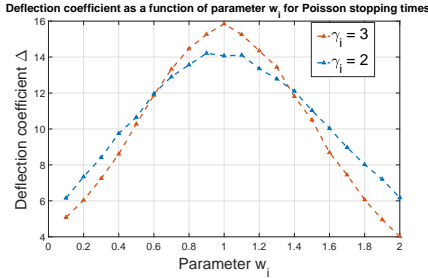


Fig. 1. Deflection coefficient for different values of  $w_i$ , for different Poisson stopping times ( $\tau_i^* \sim \text{Poisson}(\gamma_i)$ ).

It can be seen that the human decision-maker performs well in terms of the deflection coefficient of their belief LLR when  $w_i = 1$ , i.e when the observations are processed rationally in comparison with values of  $w_i \neq 1$ . This is due to the fact that when  $w_i < 1$ ,  $P_{D,i}$  decreases as  $w_i \rightarrow 0$  since the LLRT neglects the information from earlier observations whereas when  $w_i > 1$ , the value of  $P_{D,i}$  increases but at the cost of an increase in the value of  $P_{FA,i}$ .

In the next section, we discuss the Chair-Varshney rule which is used at the FC to combine the decisions of the individual human decision-makers.

#### IV. GLOBAL DECISION RULE

In order to fuse individual human decisions, the Chair-Varshney rule [18] is employed at the FC. The human decisions which are denoted by  $u_i \in \{-1, +1\}$  for  $i = 1, \dots, N$ , where  $u_i = 1$  when  $\mathcal{H}_1$  is declared by the human decision-maker and  $u_i = -1$  when  $\mathcal{H}_0$  is declared, are combined at the FC as follows

$$\sum_{\{i: u_i=1\}} u_i \cdot \ln\left(\frac{P_{D,i}}{P_{FA,i}}\right) + \sum_{\{i: u_i=-1\}} u_i \cdot \ln\left(\frac{1 - P_{D,i}}{1 - P_{FA,i}}\right) \underset{\mathcal{H}_0}{\overset{\mathcal{H}_1}{\gtrless}} T_g, \quad (10)$$

where  $T_g$  is the threshold employed at the FC to yield the global decision.

When the FC has knowledge of the realizations of the number of observations  $\tau_i^*$  used by each decision maker to arrive at their respective decisions  $u_i$ , the fusion rule can be simplified in the following way:

$$\begin{aligned} & \prod_{i=1}^N \frac{p(u_i, \tau_i^* | \mathcal{H}_1)}{p(u_i, \tau_i^* | \mathcal{H}_0)} \underset{\mathcal{H}_0}{\overset{\mathcal{H}_1}{\gtrless}} t_g \\ \Rightarrow & \prod_{i=1}^N \frac{p(u_i | \tau_i^*, \mathcal{H}_1) \cdot p(\tau_i^*)}{p(u_i | \tau_i^*, \mathcal{H}_0) \cdot p(\tau_i^*)} \underset{\mathcal{H}_0}{\overset{\mathcal{H}_1}{\gtrless}} t_g \\ \Rightarrow & \prod_{i=1}^N \frac{p(u_i | \tau_i^*, \mathcal{H}_1)}{p(u_i | \tau_i^*, \mathcal{H}_0)} \underset{\mathcal{H}_0}{\overset{\mathcal{H}_1}{\gtrless}} t_g. \end{aligned} \quad (11)$$

By taking the logarithm on both sides and separating the terms in the summation based on whether  $u_i = 1$  or  $u_i = -1$ , the global decision rule can be simplified to

$$\begin{aligned} & \sum_{\{i: u_i=1\}} u_i \cdot \ln\left(\frac{P_{D,i}(\tau_i^*)}{P_{FA,i}(\tau_i^*)}\right) \\ & + \sum_{\{i: u_i=-1\}} u_i \cdot \ln\left(\frac{1 - P_{D,i}(\tau_i^*)}{1 - P_{FA,i}(\tau_i^*)}\right) \underset{\mathcal{H}_0}{\overset{\mathcal{H}_1}{\gtrless}} T_g, \end{aligned} \quad (12)$$

where  $P_{D,i}(\tau_i^*)$  and  $P_{FA,i}(\tau_i^*)$  are the probabilities of detection and false-alarm respectively, given that the number of observations used by the  $i^{\text{th}}$  human decision-maker is  $\tau_i^*$  and,  $T_g = \ln(t_g)$ .

The fusion rule in (12) is different from the rule in (10), in the sense that the weights used for the different human decision-makers vary with each instance of the test at the FC due to the fact that each human decision-maker conducts an LLRT with a random number of samples. The decision rule in (10), does not require the knowledge of the parameter  $w_i$ , the test threshold  $T_i$  used by the humans or the number of observations used to arrive at a decision  $\tau_i^*$ . The fusion rule in (12) requires knowledge of these parameters but the weights used for the rule are analytically tractable.

The weights, which are determined by  $P_{D,i}(\tau_i^*)$  and  $P_{FA,i}(\tau_i^*)$ , are easier to compute in this case in comparison

with the overall probabilities of detection and false-alarms  $P_{D,i}$  and  $P_{FA,i}$ , as they involve the probabilities of the sum of a known number of random variables exceeding some value (one minus the CDF of a random variable or the Q-function for Gaussian RVs). Specifically, when the observations under the two hypotheses are distributed as Gaussian RVs  $\mathcal{N}(s, \sigma^2)$  and  $\mathcal{N}(0, \sigma^2)$  in the alternative ( $\mathcal{H}_1$ ) and null ( $\mathcal{H}_0$ ) hypotheses respectively, the distribution of the cumulative belief for a specific realization of the stopping time is given as

$$(\Lambda_i^{(\tau_i^*)} | \tau_i^*, \mathcal{H}_1) \sim \mathcal{N}\left(\mathbb{E}[\Lambda_i^{(\tau_i^*)} | \tau_i^*, \mathcal{H}_1], \text{var}[\Lambda_i^{(\tau_i^*)} | \tau_i^*, \mathcal{H}_1]\right) \text{ and,} \quad (13)$$

$$(\Lambda_i^{(\tau_i^*)} | \tau_i^*, \mathcal{H}_0) \sim \mathcal{N}\left(\mathbb{E}[\Lambda_i^{(\tau_i^*)} | \tau_i^*, \mathcal{H}_0], \text{var}[\Lambda_i^{(\tau_i^*)} | \tau_i^*, \mathcal{H}_0]\right). \quad (14)$$

where  $\mathbb{E}[\Lambda_i^{(\tau_i^*)} | \mathcal{H}_1] = -\mathbb{E}[\Lambda_i^{(\tau_i^*)} | \mathcal{H}_0] = \frac{s^2 \cdot \left(\sum_{j=1}^{\tau_i^*} w_i^{\tau_i^* - j}\right)}{2\sigma^2}$  and,  $\text{var}[\Lambda_i^{(\tau_i^*)} | \tau_i^*, \mathcal{H}_1] = \text{var}[\Lambda_i^{(\tau_i^*)} | \tau_i^*, \mathcal{H}_0] = \frac{s^2 \cdot \left(\sum_{j=1}^{\tau_i^*} w_i^{2(\tau_i^* - j)}\right)}{\sigma^2}$ .

In the next section, we illustrate the performance of the human decision-makers in terms of the overall probabilities of detection false-alarms, using simulation results.

## V. SIMULATION RESULTS

In this section, we first illustrate the performance of the individual human decision-maker, who uses the decision rule as described in (3). The human decision-maker observes data from  $\mathcal{N}(s, \sigma^2)$  and  $\mathcal{N}(0, \sigma^2)$  under the alternative ( $\mathcal{H}_1$ ) and null ( $\mathcal{H}_0$ ) hypotheses respectively. We consider  $s = 2$  and  $\sigma^2 = 2$  for the simulations in this work.

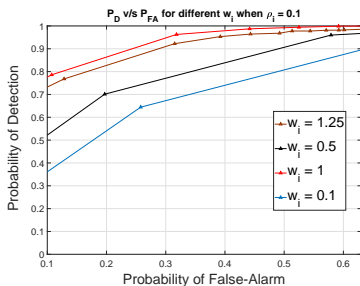


Fig. 2. ROC for different values of  $w_i$ , when  $\rho_i = 0.1$

The performance of a single human with different values of  $w_i$  is shown in Fig. 2. In this case, it can be seen that when the human decision-maker employs a random stopping time which is distributed as geometric RV with parameter  $\rho_i = 0.1$ , the Receiver Operating Characteristics (ROC) curves corresponding to larger  $w_i$  exhibit larger values of  $P_{D,i}$  for lower values of  $P_{FA,i}$ . We would like to remark that the performance of a human with  $w_i = 1.25$  is worse compared to a human with  $w_i = 1$ , which is in agreement with the illustration in Fig. 1 which shows that the deflection coefficient is largest when  $w_i = 1$ . This also validates the choice of using

the deflection coefficient of the human belief LLR as a viable surrogate to measure the detection performance.

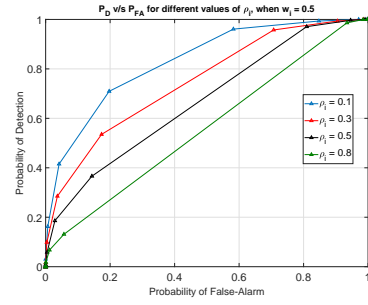


Fig. 3. ROC for different values of  $\rho_i$ , when  $w_i = 0.5$

The performance of a single human with different values of  $\rho_i$ , when  $w_i = 0.5$  is shown in Fig. 3. In Fig. 3 it can be seen that when the human decision-maker employs a random stopping time which is distributed as a geometric RV with different parameters  $\rho_i = \{0.1, 0.3, 0.5, 0.8\}$ , the ROC curves corresponding to smaller  $\rho_i$  exhibit larger values of  $P_{D,i}$  for lower values of  $P_{FA,i}$ . This can be explained by noting that a Geometric RV with a smaller value of  $\rho_i$  is highly likely to stop at a later time, due to which a larger number of observations are used by the human, to update its cumulative belief, thereby improving the decision-making performance.

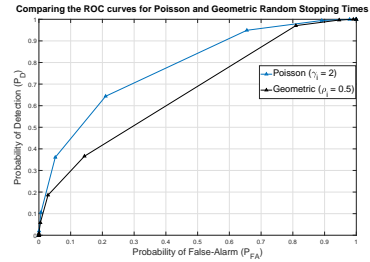


Fig. 4. Comparing the ROCs of Poisson and Geometric stopping times with equal means

In Fig. 4, we compare the decision-making performance of a human when the human employs a Geometric random stopping time and a Poisson random stopping time, respectively. The parameter  $w_i$  is set to 0.5 for both cases. The parameter  $\rho_i = 0.1$  and the parameter  $\gamma_i = 2$ . It is to be noted that the expected value of the stopping times for these choice of parameters are such that the random stopping times have the same expected value. However, the ROC has a larger area under the curve when the random stopping time is a Poisson RV in contrast with the case when the random stopping time is a Geometric RV.

## VI. CONCLUSION

In this work, we have considered a distributed binary hypothesis testing problem in which the decision-making agents are humans. The human decision-makers observe a sequence of i.i.d observations, which are accumulated based on a belief

update model. The humans update the beliefs in such a way that they either place a larger belief on the observations that were observed earlier, or on the most recent observations. Due to different behavioral tendencies such as impatience or the inability to process observations over a long period in time, humans stop processing observations after a random point in time and perform a LLRT on the observations processed so far. We analyzed the performance of the individual human decision-maker using the deflection coefficient of the human belief. We also derived the optimal fusion rule at the FC when the FC is aware of the number of random observations used by each human decision-maker for their decision.

## REFERENCES

- [1] T. Wimalajeewa and P. K. Varshney, "Collaborative human decision making with random local thresholds," *IEEE Transactions on Signal Processing*, vol. 61, no. 11, pp. 2975–2989, 2013.
- [2] B. Geng and P. K. Varshney, "On decision making in human-machine networks," in *2019 IEEE 16th International Conference on Mobile Ad Hoc and Sensor Systems (MASS)*. IEEE, 2019, pp. 37–45.
- [3] C. Quan, B. Geng, and P. K. Varshney, "Asymptotic performance in heterogeneous human-machine inference networks," in *2020 54th Asilomar Conference on Signals, Systems, and Computers*, 2020, pp. 584–588.
- [4] B. Geng, P. Varshney, and M. Rangaswamy, "On amelioration of human cognitive biases in binary decision making," in *2019 IEEE Global Conference on Signal and Information Processing (GlobalSIP) (GlobalSIP 2019)*, Ottawa, Canada, Nov. 2019.
- [5] B. Geng, S. Brahma, T. Wimalajeewa, P. K. Varshney, and M. Rangaswamy, "Prospect theoretic utility based human decision making in multi-agent systems," *IEEE Transactions on Signal Processing*, vol. 68, pp. 1091–1104, 2020.
- [6] B. Geng, Q. Li, and P. K. Varshney, "Prospect theory based crowdsourcing for classification in the presence of spammers," *IEEE Transactions on Signal Processing*, vol. 68, pp. 4083–4093, 2020.
- [7] N. Sriranga, B. Geng, and P. K. Varshney, "On human assisted decision making for machines using correlated observations," in *2020 54th Asilomar Conference on Signals, Systems, and Computers*. IEEE, 2020, pp. 1502–1506.
- [8] B. Geng, X. Cheng, S. Brahma, D. Kellen, and P. K. Varshney, "Collaborative human decision making with heterogeneous agents," *IEEE Transactions on Computational Social Systems*, vol. 9, no. 2, pp. 469–479, 2022.
- [9] B. Geng, Q. Li, and P. K. Varshney, "Utility-theory-based optimal resource consumption for inference in iot systems," *IEEE Internet of Things Journal*, vol. 8, no. 15, pp. 12 279–12 288, 2021.
- [10] A. Tversky and D. Kahneman, "Advances in prospect theory: Cumulative representation of uncertainty," *Journal of Risk and Uncertainty*, vol. 5, no. 4, pp. 297–323, 1992.
- [11] S. Mourad and A. Tewfik, "Real-time data selection and ordering for cognitive bias mitigation," in *2016 IEEE International Conference on Acoustics, Speech and Signal Processing (ICASSP)*. IEEE, 2016, pp. 4393–4397.
- [12] —, "Machine assisted human decision making," in *2018 IEEE International Conference on Acoustics, Speech and Signal Processing (ICASSP)*. IEEE, 2018, pp. 6981–6985.
- [13] S. P. Anderson, A. De Palma, and J.-F. Thisse, *Discrete choice theory of product differentiation*. MIT press, 1992.
- [14] B. Geng, Q. Li, and P. K. Varshney, "Human decision making with bounded rationality," in *ICASSP 2022 - 2022 IEEE International Conference on Acoustics, Speech and Signal Processing (ICASSP)*, 2022, pp. 5493–5497.
- [15] N. H. Anderson, *Foundations of information integration theory*. New York: Academic Press, 1981.
- [16] C. A. Holt and A. M. Smith, "An update on bayesian updating," *Journal of Economic Behavior & Organization*, vol. 69, no. 2, pp. 125–134, 2009.
- [17] B. Geng, Q. Chen, and P. K. Varshney, "Cognitive memory constrained human decision making based on multi-source information," in *ICASSP 2021 - 2021 IEEE International Conference on Acoustics, Speech and Signal Processing (ICASSP)*, 2021, pp. 5325–5329.
- [18] Z. Chair and P. K. Varshney, "Optimal data fusion in multiple sensor detection systems," *IEEE Transactions on Aerospace and Electronic Systems*, vol. AES-22, no. 1, pp. 98–101, Jan. 1986.