

---

# EHRSQL: A Practical Text-to-SQL Benchmark for Electronic Health Records

---

Gyubok Lee<sup>1</sup>, Hyeonji Hwang<sup>1</sup>, Seongsu Bae<sup>1</sup>, Yeonsu Kwon<sup>2</sup>,  
Woncheol Shin<sup>1</sup>, Seongjun Yang<sup>1</sup>, Minjoon Seo<sup>1</sup>, Jongyeup Kim<sup>†</sup>, Edward Choi<sup>1</sup>  
KAIST, Daejeon<sup>1</sup> Seoul Women’s University, Seoul<sup>2</sup>  
College of Medicine, Konyang University, Daejeon<sup>†</sup>  
{gyubok.lee, localh, seongsu, swc1905, seongjunyang,  
minjoon, edwardchoi}@kaist.ac.kr<sup>1</sup>  
dustn1259@swu.ac.kr<sup>2</sup>, jykim@kyuh.ac.kr<sup>†</sup>

## Abstract

We present a new text-to-SQL dataset for electronic health records (EHRs). The utterances were collected from 222 hospital staff members, including physicians, nurses, and insurance review and health records teams. To construct the QA dataset on structured EHR data, we conducted a poll at a university hospital and used the responses to create seed questions. We then manually linked these questions to two open-source EHR databases, MIMIC-III and eICU, and included various time expressions and held-out unanswerable questions in the dataset, which were also collected from the poll. Our dataset poses a unique set of challenges: the model needs to 1) generate SQL queries that reflect a wide range of needs in the hospital, including simple retrieval and complex operations such as calculating survival rate, 2) understand various time expressions to answer time-sensitive questions in healthcare, and 3) distinguish whether a given question is answerable or unanswerable. We believe our dataset, EHRSQL, can serve as a practical benchmark for developing and assessing QA models on structured EHR data and take a step further towards bridging the gap between text-to-SQL research and its real-life deployment in healthcare. EHRSQL is available at <https://github.com/glee4810/EHRSQL>.

## 1 Introduction

Electronic health records (EHRs) are relational databases that store a patient’s entire medical history in the hospital. From hospital admission to patient treatment and discharge, all medical events that happened in the hospital are recorded and stored in the EHR. The records cover a wide range of clinical knowledge, from individual-level information to group-level insight, in various forms, including tables, text, and images [16, 17, 11, 15]. As a vast and comprehensive knowledge base, hospital staff, including physicians, nurses, and administrators, constantly interact with EHRs to store and retrieve patient information to make better clinical decisions [32, 3].

Meanwhile, most hospital staff interact with the EHR database using pre-defined rule conversion systems. To look for information beyond the rules, one needs to undergo special training to modify and extend the system [32]. As a result, it is a massive bottleneck for the users to fully utilize the information stored in the EHR. An alternative way to tackle this problem is to build a system that can automatically translate questions directly into the corresponding SQL queries. Then, the users can simply type or verbally ask their questions to the system, and it will return the answers without going through any complicated process. Such systems will unleash the potential of EHR data and tremendously speed up any task involving data retrieval from the database.

Existing datasets that tackle question answering (QA) over structured EHR data are MIMICSQL [32] and emrKBQA [27]. MIMICSQL is the first dataset for healthcare QA on MIMIC-III [16], where the questions are automatically generated with pre-defined templates. emrKBQA is another dataset on MIMIC-III derived from emrQA [23], a clinical reading comprehension dataset. However, through a poll at a university hospital, we discover that the existing datasets are far from fulfilling the actual needs in the hospital workplace in several aspects.

We present EHRSQL<sup>1</sup>, a new large-scale text-to-SQL dataset linked to two open-source EHR databases—MIMIC-III [16] and eICU [25]. To the best of our knowledge, our work is the first EHR QA dataset that reflects the diverse needs of hospital staff while introducing practical issues in deploying healthcare QA systems. The unique challenges posed by our dataset are threefold:

- **Wide range of questions:** We conducted a poll at a university hospital to collect questions frequently asked on structured EHR data. The total number of respondents was 222 people with varying years of experience in their professions (see Figure 1). After filtering and templating the responses, the resulting templates cover a wide range of questions, including retrieving patient records (*e.g.*, vital signs measured and hospital cost) and conducting complex group-level operations (*e.g.*, retrieving the top N medications prescribed after being diagnosed with a disease and calculating the N-year survival rate). See Table 1 for more examples.
- **Time-sensitive questions:** Based on the poll, we learned that real-world questions in the hospital workplace are rich in time expressions, as time is one of the most crucial aspects of healthcare. To reflect this in the dataset, we systematically categorized time into multiple expression types (*e.g.*, absolute, relative, and mixed), units (*e.g.*, hospital visit, month, and day), and interval types (*e.g.*, since, until, and in). Then, we combined the categorized time with the question templates to simulate time-sensitive questions asked in the hospital. More details are discussed in Section 3.1.2.
- **Trustworthy QA systems:** Developing trustworthy systems is crucial for the adoption of AI in healthcare. Likewise, QA systems need to return only accurate answers and refuse to answer questions beyond their capabilities. To test this, we include unanswerable questions in the dataset, utilizing the remaining utterances from the poll result. These utterances are unanswerable due to incompatibility with the database schema or requiring external domain knowledge.

## 2 Related Works

**EHR QA** Pampari et al. [23] proposed emrQA for question answering on clinical notes based on physicians’ frequently asked questions. Later, Raghavan et al. [27] proposed emrKBQA<sup>2</sup>, which adapted emrQA to structured patient records in MIMIC-III. Due to the nature of the original dataset targeting outpatients, the scope of the questions in emrKBQA is limited to mostly asking about patients’ test results [27]. Recently, Wang et al. [32] proposed MIMICSQL, which first tackles EHR QA with the text-to-SQL generation task. To construct the dataset, they automatically generated questions based on pre-defined rules and filtered them through crowd-sourcing. However, MIMICSQL contains a limited scope of questions and simple SQL queries restricted to five tables, which are far from the actual use case in the hospital [24]. EHRSQL, on the other hand, originates from the actual poll result and covers a variety of real-world questions (spanning 13.5 tables on average) frequently asked on structured EHR data (see Table 1).

**Semantic parsing datasets** Semantic parsing has been one of the most active areas of research in natural language processing over the past few decades [13, 37, 34, 9]. It involves converting natural language utterances to logical form representations, which are often executable programs such as Python scripts and SQL queries. WikiSQL [40] and Spider [35] are leading datasets that assess semantic parsing models on unseen databases. WikiSQL provides a wide range of database domains extracted from HTML tables in Wikipedia, but it only contains simple SQL queries and single tables. Spider aims to tackle complex queries, including joining and set operations, on multiple tables in multiple database domains. Recently, more realistic datasets have been proposed to bridge the gap between academic and practical settings in semantic parsing. KaggleDBQA [19] utilizes real-world databases from Kaggle and constructs domain-specific questions without relying on the database

<sup>1</sup>The dataset is distributed under the CC BY-SA 4.0 license.

<sup>2</sup>emrKBQA is yet to be publicly released at the time of this work.

Table 1: Sample utterances in EHRSQL (SQL queries are labeled differently according to the MIMIC-III and eICU schemas).

	Type	Sample question	Department
Question diversity	Demographics	Tell me the <b>birthdate</b> of patient 92721?	Nursing
	Prescription	When was the first <b>prescription</b> time of patient 20000?	Nursing
	Vital sign	What was the last <b>arterial bp [systolic]</b> for patient 23042?	Physician, Nursing, Health records, Other
	Cost	What is the <b>average total hospital cost</b> that involves non-invasive mech vent?	Insurance review
	Survival rate	What is the five diagnoses which have the lowest <b>four year survival rate</b> ?	Nursing
	Longitudinal statistics	What are the five most commonly <b>prescribed drugs</b> for patients who have been <b>diagnosed with hypotension nos</b> earlier since 2104 within 2 months?	Physician, Nursing
Time-sensitive question	Absolute	Is the heart rate of patient 2518 measured at <b>2105-12-31 12:00:00</b> less than the value measured at <b>2105-12-31 09:00:00</b> ?	Physician
		Tell me the last specimen test given to patient 51177 in <b>10/2105</b> ?	Nursing
	Relative	Tell me patient 6990’s daily average gastric meds intake <b>on the last ICU visit</b> .	-
	Mixed	Tell me the medication that patient 3929 has been prescribed for the first time <b>in 05/this year</b> .	Nursing
Unanswerable question	Requiring external knowledge	What is the name of the <b>medication which should not be administered</b> during the contrast arteriogram-leg treatment?	Nursing
	Beyond DB schema	When is the <b>next earliest hospital visit</b> of patient 73652?	Nursing

schema. SEDE [12] deals with complex SQL queries that Stack Exchange users ask in real life. Our motivation aligns with theirs in that additional challenges arise in real-world healthcare QA systems.

**Unanswerable questions in QA** In the early days of question answering, unanswerable questions were generated via distant supervision [18, 4], rule-based editing [14], or adversarial creation by crowd workers [28]. Yet, in semantic parsing, most works assume that all input questions are valid and can be answered; however, this is not true in practice [38]. Retrieving answers to all the input questions is not always desirable for the model to ensure system reliability. To address this, Zhang et al. [38] utilized other text-to-SQL and chat-chat datasets to construct unanswerable questions and posed the problem as a classification task to detect unanswerable questions. Our work, on the other hand, addresses both system reliability and semantic parsing simultaneously and the unanswerable questions are naturally collected through the poll. In task-oriented dialog systems, the same task has been tackled in the name of Out-Of-Domain (OOD) detection, and several recent works approach this problem without explicitly showing OOD samples to the model during training for practical reasons. Following their setup, our unanswerable questions are only included in the validation and test sets.

### 3 Dataset Construction

**Data collection** The motivation behind our work is to construct a dataset that reflects the actual needs of hospital staff and tackles several practical issues that can arise in real-world healthcare QA systems (see Table 1). To this end, we collaborated with the Konyang University Hospital<sup>3</sup> and conducted a poll to collect real-world questions as if one is asking an AI speaker what they frequently look for in structured information in the EHR. In addition, to clarify what machines can and cannot answer, we provided typical negative examples of what should not be asked, such as requiring external knowledge, ambiguous or qualitative statements, or asking for reasons behind clinical decisions. As a result, we gathered a total of 1,742 utterances, and the number of valid respondents was 222 (see Figure 1 for respondent demographics).

#### 3.1 Question and SQL Generation

##### 3.1.1 Question template

After the poll, we filtered out the utterances that did not meet the criteria, including ambiguous statements, those that require external knowledge, or those that go beyond the database schema. We

<sup>3</sup><https://www.kyuh.ac.kr/eng/>

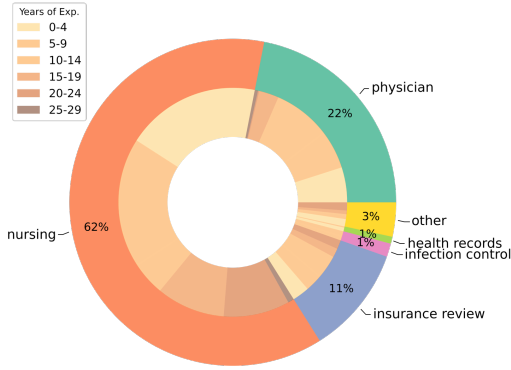


Figure 1: Demographics of the 222 respondents by hospital departments and the years of experience.

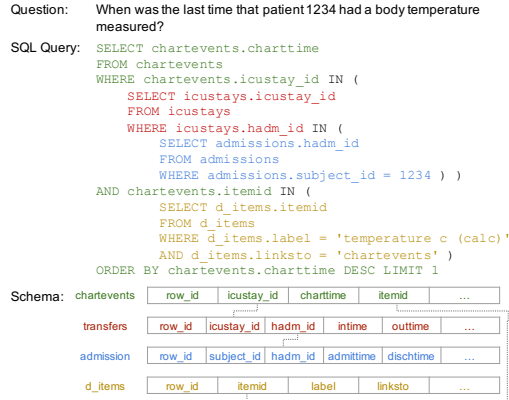


Figure 2: EHR schema is structured in a hierarchy, and real-world questions often require multi-step reasoning over tables.

then categorized the utterances into three patient-based scopes: a single patient, a group of patients, and no patient. For each scope, duplicate utterances, but differently phrased, were merged into a single question template. We also manually added question templates that were simple variants of existing templates. For example, we modified the type of *medical events* (e.g., lab test, prescription, etc.) in question templates, such as from “Count the number of times that a patient had a lab test” to “Count the number of times that a patient received a prescription.” To cover more questions on longitudinal statistics, we linked two different medical events together whenever possible. For example, the question “What are the top N prescriptions after a diagnosis,” which was originally collected, is extended to “What are the top N lab tests after a diagnosis.” Finally, the filtered-out utterances were also templated and considered unanswerable. The unanswerable questions included side effects, next check-up schedules, primary care doctor, patient’s personal information, whether a patient has signed a consent form, diagnosis received in other departments, and more.

Table 2: Sample question templates. The full list is reported in Supplementary B.1.

Patient scope	Question template
None	What is the intake method of {drug_name}?
Individual	Has patient {patient_id} received any procedure [time_filter_global]?
Group	Count the number of hospital visits of patient {patient_id} [time_filter_global].
	What are the top [n_rank] frequent procedures that patients received [time_filter_within] after having been diagnosed with {diagnosis_name} [time_filter_global]?
Unanswerable	What is the effect of {drug_name}?

The resulting question templates are natural utterances with *slots* that are later filled with pre-defined values or database records (see Table 2). Slots containing “time\_filter” are processed in the time template sampling stage, described in Section 3.1.2. We eliminate any ambiguity in the question templates that could cause the model to infer table or column names incorrectly. For example, “When did this patient get [slot] today?” is removed because it does not tell us whether we are interested in drugs, lab tests, or something else unless the slot is filled. Such linguistic ambiguity is later introduced in the paraphrase generation stage described in Section 3.3. As a result, we curated 230 question templates (174 for answerable and 56 for unanswerable) based on the MIMIC-III and eICU schemas. For answerable questions, their corresponding SQL queries were labeled for each database, which is further discussed in Section 3.1.3.

### 3.1.2 Time template

Since the healthcare domain is inextricably linked to time, many utterances we collected were rich in time expressions. To reflect this in the dataset, we developed three time filter types and assigned different time factors (expression types, units, and interval types) to each filter type to compose a single time template. First, we define a “global” time filter ([time\_filter\_global]) that

constrains the full range of time we are interested in. Second, within the global time filter, we can also use a “within” time filter (`[time_filter_within]`) to indicate the time range between two or more medical events. Third, we can point to an exact time (`[time_filter_exact]`), such as “last” measurement or “at 2105-12-31 09:00:00” if we know the exact time or the order of an event.

Each time filter type has three factors and an extra option: 1) *Expression type* is whether the filter is phrased in an absolute, relative, or mixed time expression (e.g., last year, in 2022, etc.); 2) *Unit* is the granularity of time, such as a standardized unit (e.g., year, month, day, etc.) or an arbitrary unit of events (e.g., hospital visit, ICU visit); 3) *Interval type* specifies the type of time interval (e.g., since, until, in, etc.). Depending on the use case, *Option* allows to choose one exact event (e.g., first, last) among the filtered events. Table 3 shows sample time templates and their natural language (NL) *time expressions*. It is important to note that each time template has its corresponding NL time expression (e.g., since {month}/{day}/{year}) and *SQL time pattern* (e.g., `WHERE strftime('%Y-%m-%d', [time_column]) >= '{year}-{month}-{day}'`), while the question templates are originally created in natural language. The NL time expressions are combined with the question templates to form complete questions. The SQL time patterns are combined with the labeled SQL queries to form complete SQL queries (see Section 3.1.4 for details). The full list of time templates (NL and SQL pairs) is reported in Supplementary B.2.

Table 3: Sample time templates and their NL time expressions.

Time filter type	Expression type	Unit	Interval type	Option	Time template	NL time expression
<code>[time_filter_global]</code>	absolute	day	since	-	abs-day-since	since {month}/{day}/{year}
	relative	year	in	last	rel-year-last	last year
				this	rel-year-this	this year
<code>[time_filter_within]</code>	-	hospital	in	-	within-hosp	within the same hospital visit
	-	day	in	-	within-day	within the same day
<code>[time_filter_exact]</code>	relative	exact	at	-	exact-first	first

### 3.1.3 SQL annotation

The SQL annotation process was conducted manually by four graduate students over the course of five months, with repeated revisions. Since the questions were collected independently of the database schema, SQL labeling required numerous assumptions (e.g., which medical event is mapped to which column in the database, the choice of rank functions in SQL, the occasion of using `DISTINCT`, etc.). To sync template and value sampling, the same slots introduced in Section 3.1.1 and 3.1.2 (e.g., {drug\_name}, [n\_rank], [time\_filter\_global]) were also used in SQL labeling as placeholders. The SQL queries for question and time templates were labeled by one person, followed by a reviewer for each database. Unlike most SQL datasets, the students were asked to avoid using `JOIN`, which is a go-to operation when retrieving information across multiple tables. In MIMIC-III and eICU, several tables contain more than 100 million rows (e.g., 330 million rows in MIMIC-III chartevents) as the records are stored in a “log” based manner. In fact, it is extremely inefficient to merge all the tables in such large databases without understanding what specific columns are needed to answer a question. As a result, the students were asked to utilize the hierarchical structure of the EHR schema, as illustrated in Figure 2, and labeled each query in a nested manner whenever possible. SQL annotation details and the comparison between `JOIN` and nesting-based queries are discussed in Supplementary C.

### 3.1.4 Template combination and data generation

Data generation starts by selecting a question template, followed by three sampling stages that add semantic variety: *operation value sampling*, *time template sampling*, and *condition value sampling* (See Figure 3). Stage 1 involves sampling operation values from pre-defined values that are independent of the database schema or records (e.g., maximum, five-year, two or more times, etc.). Then, time templates are sampled in Stage 2 based on the time filter types that each question template can have. Stage 2 in Figure 3 illustrates that the time templates (`[time_filter_global]` and `[time_filter_within]`) have already been sampled and converted into NL time expressions. More details are discussed in Supplementary B.3. Finally, condition value sampling (e.g., {diagnosis\_name}, {year}) occurs in Stage 3, and the slot filling process is complete. This

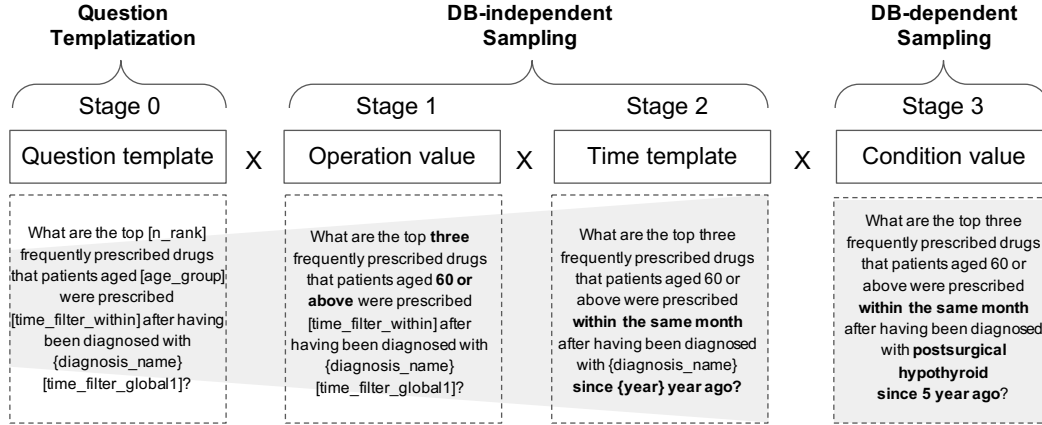


Figure 3: Question generation process. The shaded region refers to the expansion of semantic diversity in the template pool.

final stage is where the actual database records are sampled, and all generated SQL queries are checked to have at least one valid answer. Once the query is successfully executed, the pair of SQL and the corresponding question is added to the data pool, which is later used for data splitting.

### 3.2 Database Pre-processing

**Cost table** We modified the original MIMIC-III and eICU databases to include a cost table in order to reflect hospital administration and insurance-related questions. When constructing the table, we referred to the OMOP Common Data Model<sup>4</sup> to create new column names, which include: `patient_id`, `hospital_admission_id`, `event_type` (`cost_domain_id`), `event_id` (`cost_event_id`), `chargetime`, and `cost`. For cost sampling, we take a two-step sampling procedure to simulate cost values. First, we sampled discrete-valued mean costs for four different medical event types (diagnosis, procedure, prescription, and lab events) from a Poisson distribution with a mean of 10. Then, we sampled continuous-valued costs from Gaussian distributions with their corresponding means.

**Time shifting** The time span of MIMIC-III is over a hundred years due to the de-identification process (originally seven years), while eICU’s time span remains intact (two years). To simulate a more realistic time span asked in the hospital and match the time across the databases, we shifted the admission time of every patient’s records ranging from 2100 to 2105. In addition, to incorporate the concept of *current* and the use of relative time expressions, we set the current time to be “2105-12-31 23:59:00” and removed any record past the current time. In this way, patients with missing hospital discharge time are considered current patients. The poll result revealed that many time expressions used in the hospital are relative time expressions (*e.g.*, today, yesterday, last month, etc.), and therefore this process was necessary to reflect time-sensitive questions. More details are reported in Supplementary D.2.

**De-identification** MIMIC-III and eICU databases are de-identified datasets, and a user needs to request credentialed access to PhysioNet<sup>5</sup> to obtain them. Both datasets, however, do contain real patient records, and the questions derived from them could potentially reveal patient-specific information. For example, the question “What medication was given to patient ID 1234 after being diagnosed with diabetes?” implies that this patient was diagnosed with diabetes. Combined with some unforeseen external knowledge, this might lead to recovering the patient’s identity. To add another layer of de-identification, we randomly shuffled values across all patients in the database before sampling condition values. In this way, the semantic structure of the question remains the same, but sampled condition values are untraceable. More details of the de-identification process are reported in Supplementary D.3.

<sup>4</sup><http://ohdsi.github.io/CommonDataModel/cdm54.html>

<sup>5</sup><https://physionet.org/>

Table 4: The comparison between EHRSQL and other text-to-SQL datasets.  $\# Nesting/Q$  is the average number of nesting levels per query.  $\% Time Used/Q$  is the percentage of at least one time column used in queries.  $?Schema$  is whether the question authors are unaware of the database schema when they first come up with their question.  $UnANS$  indicates whether the dataset contains unanswerable questions.

Dataset	# Example	# DB	# Table/DB	# Row/Table	# Table/Q	# Nesting/Q	% Time Used/Q	?Schema	UnANS
Spider <sup>†</sup>	8K	160	5.1	2K	1.6	1.2	12.7%	✗	✗
KaggleDBQA	0.3K	8	2.3	280K	1.2	1.0	17.3%	✗	✗
SEDE	12K	1	29	-	1.8	1.3	20.2%	✗	✗
MIMICSQL	10K	1	5	7K	1.8	1.0	26.6%	✗	✗
emrKBQA <sup>‡</sup>	940K	1	9	-	-	-	-	✓	✗
<b>EHRSQL</b>	24K	2	13.5	108K	2.4	2.7	93.2%	✓	✓

<sup>†</sup>Train and validation sets are counted. <sup>‡</sup>The dataset is yet to be publicly released.

### 3.3 Paraphrase Generation

To add linguistic variety to the questions, we generated template paraphrases from the question templates with manual paraphrasing and the help of machine learning models. Before paraphrasing, we ensure that the templates do not contain any domain-specific expressions, creating the paraphrasing process departing from the healthcare domain to leverage general-domain tools. The overall procedure is as follows:

1. Human paraphrasing is first conducted to add more high-quality templates, averaging 21 paraphrases per question template.
2. Based on the human paraphrases, more paraphrases are generated using machine learning models, such as T5 paraphrasers [6, 5, 1] and multilingual translation models for back-translation [8, 31].
3. The paraphrases that are too different from the original meaning are filtered using a duplicate question detection model, specifically RoBERTa-large [20] trained on the Quora duplicate question detection dataset.
4. The paraphrases are ranked by the perplexity score from GPT-Neo 1.3B [10] per question template and disregarded if they are too similar to the other paraphrases with lower perplexity. The Levenshtein distance is used to detect lexical similarity.
5. The final paraphrases are reviewed by crowd workers to rate the quality of the paraphrases. In our case, we collaborated with a crowd-sourcing company named Selectstar<sup>6</sup>. Three groups of annotators were assigned to this task and marked a pass or fail for each paraphrase sample. The samples with unanimous pass marks were considered the final machine-paraphrased templates, leaving 47 paraphrases per template on average.

During the paraphrasing process, slots are replaced with generic values (e.g., {patient\_id} → the patient) and returned to the original slots after the process is complete. Later, those slots are filled with the actual condition values in the value sampling process to construct the final question-to-SQL pairs. The overview of the paraphrase pipeline is illustrated in Supplementary E.

### 3.4 EHRSQL and Other Datasets

Table 4 summarizes the statistics of EHRSQL and other text-to-SQL datasets in the literature. Compared to general domain datasets (first three rows), EHRSQL has a large number of text-to-SQL pairs ( $\# Example$ ), tables per database ( $\# Table/DB$ ), and rows per table ( $\# Row/Table$ ). KaggleDBQA [19] and SEDE [12] are designed to bridge the gap between academic datasets and practical usability by using real databases and naturally-occurring utterances. However, we have gone one step further where the question authors (the poll respondents) were not presented with the database schema ( $?Schema$ ), which adds more reality to the dataset [12]. Finally, EHRSQL contains unanswerable questions ( $UnANS$ ) that were collected together from the poll, which may play a critical role in assessing the reliability of the QA model. To the best of our knowledge, EHRSQL is the first attempt to collect and combine answerable and unanswerable questions in the context of text-to-SQL.

From a healthcare perspective, EHRSQL covers a variety of questions frequently asked in the hospital. The scope of these questions ranges from non-patient information (e.g., the cost of a procedure) to

<sup>6</sup><https://selectstar.ai/en>

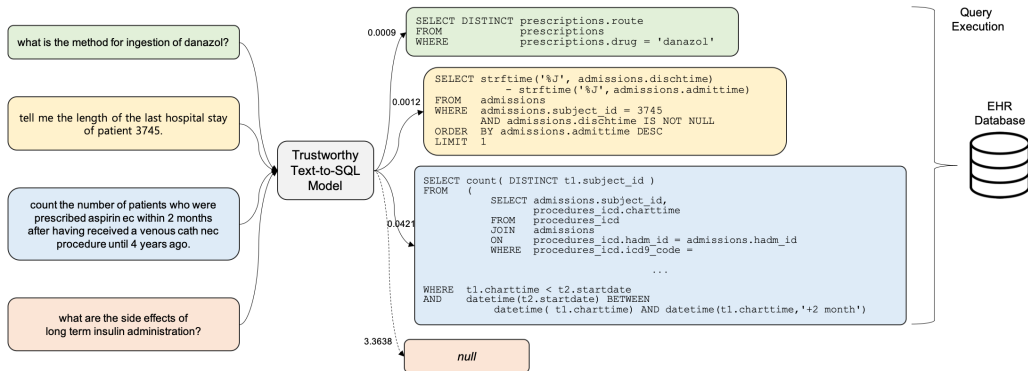


Figure 4: Overview of trustworthy semantic parsing.

individual-level information (*e.g.*, retrieving patient demographics and the lab values) and group-level information (*e.g.*, counting the number of patients in the hospital and the top  $N$  frequently prescribed drugs of patients over 60s), further combined with various time expressions (*% Time Used/Q*). The SQL queries are linked to two EHR databases: MIMIC-III and eICU, and this is the first attempt to label SQL queries on eICU, allowing questions about multi-center critical care to be answered.

## 4 Benchmarks

### 4.1 Task

In this section, we define a new text-to-SQL task that assesses models under more realistic healthcare QA settings than prior works—namely, trustworthy semantic parsing. As illustrated in Figure 4, the trustworthy model needs to 1) generate SQL queries that reflect a wide range of needs in the hospital workplace, 2) understand various time expressions to answer time-sensitive questions in healthcare, and 3) have the capacity to distinguish whether a given question is answerable or unanswerable based on the prediction confidence. Among various ways to calculate the confidence score, we argue that a desirable way to calculate it is not based on the data the model is trained on, but on the model prediction itself. As illustrated in Figure 4, once a confidence score exceeds some threshold of choice (assuming that a greater score means less confidence), the generated SQL should not be sent to the database.

To make the task feasible, we keep the condition values (*e.g.*, prescription name) the same in this work, except for genders and vital signs, as this is another major challenge in semantic parsing [30, 29]. When splitting the dataset into train, validation, and test sets, we ensure that all the question templates are present in each split. To create a more realistic QA setting, we include unanswerable questions only in the validation and test sets (consisting of 33% of each split), following the OOD detection setting [22, 39]. Among 24,411 question pairs in the dataset, the train, valid, and test splits contain 9.3K, 1.1K, and 1.8K pairs, respectively, for each database. We release the train and valid splits, totaling 21K samples, and the other 3K samples are saved for a hidden test set. Details of data splitting are reported in Supplementary F.

### 4.2 Evaluation

The goal of the trustworthy semantic parsing task is to correctly return the answers to answerable questions while disregarding unanswerable questions. This process can be evaluated in two aspects. The model first needs to have a strategy that distinguishes whether a given question is answerable or unanswerable. Given that the goal is to correctly recognize as many answerable questions as possible, the model’s performance can be measured in precision and recall. In this case, the precision ( $P_{ans}$ ) calculates the number of correctly recognized answerable questions among all questions predicted to be answerable, while recall ( $R_{ans}$ ) calculates the number of correctly recognized answerable questions among all answerable questions. We use  $F1_{ans}$  to combine these two scores.



Table 5: Performance on MIMIC-III (Left) and eICU (Right).

Model	Valid				Test				Model	Valid				Test			
	F1 <sub>ans</sub>	P <sub>exe</sub>	R <sub>exe</sub>	F1 <sub>exe</sub>	F1 <sub>ans</sub>	P <sub>exe</sub>	R <sub>exe</sub>	F1 <sub>exe</sub>		F1 <sub>ans</sub>	P <sub>exe</sub>	R <sub>exe</sub>	F1 <sub>exe</sub>	F1 <sub>ans</sub>	P <sub>exe</sub>	R <sub>exe</sub>	F1 <sub>exe</sub>
<i>Threshold: None</i>									<i>Threshold: None</i>								
T5	80.8	65.2	96.3	77.8	80.3	64.0	95.4	76.6	T5	80.7	65.2	96.4	77.8	80.4	64.0	95.2	76.5
T5 + Schema	80.8	65.3	96.4	77.9	80.3	64.0	95.3	76.6	T5 + Schema	80.7	64.4	95.2	76.8	80.4	64.1	95.4	76.7
<i>Threshold: Clustering-based</i>									<i>Threshold: Clustering-based</i>								
T5	89.2	80.2	95.5	87.2	86.5	75.0	94.8	83.8	T5	88.4	78.4	95.5	86.1	86.1	73.2	94.5	82.5
T5 + Schema	87.9	77.3	96.2	85.7	84.8	72.3	94.9	82.1	T5 + Schema	86.6	73.8	95.1	83.1	85.1	71.4	95.4	81.7
<i>Threshold: Percentile-based</i>									<i>Threshold: Percentile-based</i>								
T5	94.8	94.3	93.3	93.8	91.4	88.8	91.1	89.9	T5	93.0	92.5	91.7	92.1	90.8	87.5	91.6	89.5
T5 + Schema	93.5	93.0	92.0	92.5	90.6	88.4	89.7	89.1	T5 + Schema	94.2	92.5	91.7	92.1	90.9	84.8	93.5	88.9

Next, we must evaluate how well the model generates correct SQL queries, given that some questions are considered answerable and ready to predict. The word *predict* here means the actions of generating a query and sending it to the database, where extra care is needed because the answer from the database may be directly used for clinical decision-making. Combining the concept of F1<sub>ans</sub> and execution accuracy in semantic parsing, F1<sub>exe</sub> counts only when the returned answer is correct. In other words, F1<sub>exe</sub> is a combined score of P<sub>exe</sub> and R<sub>exe</sub>, where P<sub>exe</sub> is the ratio of the number of correctly answered questions to all questions predicted to be answerable and R<sub>exe</sub> is the ratio of the number of correctly answered questions to all answerable questions. As a result, the denominators of the precisions and recalls are the same, but the numerators are more strictly counted in metrics with *exe*. This gap between *ans* and *exe* reveals the model’s inability to generate correct SQL queries, given that the questions are both recognized as answerable and indeed answerable.

### 4.3 Model Development

Most state-of-the-art (SOTA) semantic parsing models utilize grammar-based decoders and are only compatible with the grammars (or their subsets) defined in the Spider dataset. As the queries in EHRSQL are created in response to actual needs, most of them are incompatible with the Spider parser mainly due to time-related operators like `strftime`, `datetime` and `NULL`. Therefore, we chose general-purpose sequence-to-sequence models, T5-base [26] and T5-base with schema serialization [30, 12], as baseline models for our task. This choice aligns with a recent finding that transfer learning from pre-trained language models surpasses healthcare-specific text-to-SQL models [2]. Training details are reported in Supplementary G.

To give a model the ability to refuse to answer questions, we adopt a simple uncertainty estimation method inspired by [21, 33]. If the maximum entropy during the decoding process exceeds a pre-defined threshold, we consider this a refusal. The threshold values are determined by two heuristic approaches, and they are compared with the result obtained without refusal.

1. Clustering-based: Run K-means clustering with  $k = 2$  on all maximum entropy values of validation samples, assuming that high-entropy samples are from unanswerable questions. The decision boundary between the two clusters is then used as the threshold.
2. Percentile-based: Set the threshold to the 67th percentile of the maximum entropy values of the validation samples, based on the fact that 33% of the questions in the validation set are unanswerable.

To illustrate the domain gap between general-domain and healthcare datasets, we create a subset of EHRSQL that could be parsed with the Spider parser. Then, we compare how well the SOTA cross-domain semantic parsing models generalize to healthcare text-to-SQL datasets. We choose MIMICSQL, which contains simple SQL queries that can all be parsed with the Spider grammar, and EHRSQL for the healthcare datasets. Among many SOTA models in the Spider leaderboard, we use Generation-Augmented Pre-training (GAP) [29] to test its zero-shot domain transfer performance.

### 4.4 Results and Findings

The baseline results are reported in Table 5. Among the three different threshold approaches, the percentile-based threshold performs best on both the validation and test sets. This result is an expected outcome because the ratios of the answerable and unanswerable questions in the validation and test sets are kept the same in our setting. As for the clustering-based method, an additional training or

Table 6: Performance of zero-shot cross-domain transfer with GAP in execution accuracy. Easy, medium, hard, and extra refer to Spider’s SQL hardness criteria. The numbers in parenthesis indicate the number of correct cases divided by the number of answerable queries. All experiments are done on answerable questions in the validation set.

Dataset	Easy	Medium	Hard	Extra	Skipped	All \ Skipped
MIMICSQL[32]	46.7 (79/169)	10.5 (85/809)	0.0 (0/22)	-	-	16.4 (164/1000)
EHRSQL	23.8 (5/21)	-	0.0 (0/23)	0.0 (0/63)	(0/1408)	4.7 (5/107)
MIMIC-III only	16.7 (2/12)	-	0.0 (0/15)	0.0 (0/30)	(0/703)	3.5 (2/57)
eICU only	3.3 (3/9)	-	0.0 (0/8)	0.0 (0/33)	(0/705)	6.0 (3/50)

clustering technique is needed for the models to better discriminate the entropy values. The naive entropy values from the current models are not linearly separable across predictions (see Figure 7 in Supplementary H.4 for maximum entropy distributions). T5+Schema shows comparable performance to T5 in both databases. This result agrees with the recent finding in [12] that models trained in a single database setting do not effectively leverage schema information. Additional qualitative results are provided in Supplementary H, including SQL generation results by question complexity, time expressions, falsely executed results, and refused results.

Table 6 shows the performance of zero-shot cross-domain transfer with the GAP model. Unlike the queries in MIMICSQL, which are all parsable with the Spider grammar, EHRSQL has much more complex SQL operators and structures, with only about 7% (107/1,515) of the answerable questions in the validation set being parsable. As for model performance, GAP achieves 16.4% in the full MIMICSQL validation set and 5.8% in the subset of the validation set in EHRSQL. This result motivates again the need for a new practical text-to-SQL dataset in healthcare and QA models that can handle multiple real-world challenges in the hospital.

## 5 Conclusion and Future Direction

In this paper, we present EHRSQL, a new practical text-to-SQL dataset for question answering over structured information in EHRs. Through a poll conducted at a university hospital, we collected questions that are frequently asked on structured EHR data across various professions in the hospital. The questions reflect the actual needs in the hospital and different time expressions used in daily work, which are particularly crucial in healthcare. Additionally, we also collected unanswerable questions, which were the questions submitted by the respondents but turned out to be beyond the EHR schema or ambiguous. Finally, we manually labeled SQL queries for two open-source EHR databases—MIMIC-III and eICU—and cast these challenges as one task—trustworthy semantic parsing—where QA models should only answer the question when their predictions are confident but not otherwise.

Though we have carefully designed the dataset, there are several limitations. First, despite more than two hundred people participating in the poll, the source of the questions is from one Korean university hospital, which may not reflect every unique situation in different hospitals worldwide. Secondly, the question templates are paraphrased using general-domain paraphrasers; therefore, paraphrases with the heavy use of medical jargon could make them more realistic. Finally, SQL labels for two EHR databases might not be a sufficient number of databases to train and test a model for unseen EHR databases.

We expect numerous research directions with our dataset. The seed questions can be a valuable resource for expanding the scope of table-based healthcare QA tasks, such as creating interactive QA [36, 7] or developing it into multimodal QA datasets on EHRs. With the idea of trustworthy semantic parsing, a new class of end-to-end uncertainty-aware semantic parsing models can be proposed. As existing text-to-SQL models assume all inputs are answerable, this can be a unique venue for semantic parsing to bridge the gap between research and industrial needs.

## Acknowledgments and Disclosure of Funding

We would like to thank five anonymous reviewers for their time and insightful comments. We also thank Woochan Hwang for assisting us in clarifying our questions during the data labeling process. This work was supported by Institute of Information & communications Technology Planning & Evaluation (IITP) grant funded by the Korea government(MSIT) (No.2019-0-00075, Artificial Intelligence Graduate School Program(KAIST)), National Research Foundation of Korea (NRF) grant (NRF-2020H1D3A2A03100945) and Data Voucher grant (2021-DV-I-P-00114), funded by the Korea government (MSIT).

## References

- [1] Sai Vamsi Aliseti. Paraphrase generator with t5, 2020. URL <https://github.com/Vamsi995/Paraphrase-Generator>.
- [2] Seongsu Bae, Daeyoung Kim, Jiho Kim, and Edward Choi. Question answering for complex electronic health records database using unified encoder-decoder architecture. In *Proceedings of Machine Learning for Health*, volume 158 of *Proceedings of Machine Learning Research*, pages 13–25. PMLR, 04 Dec 2021. URL <https://proceedings.mlr.press/v158/bae21a.html>.
- [3] Jayetri Bardhan, Anthony Colas, Kirk Roberts, and Daisy Zhe Wang. Drugehrqa: A question answering dataset on structured and unstructured electronic health records for medicine related queries. *arXiv preprint arXiv:2205.01290*, 2022.
- [4] Christopher Clark and Matt Gardner. Simple and effective multi-paragraph reading comprehension. In *Proceedings of the 56th Annual Meeting of the Association for Computational Linguistics (Volume 1: Long Papers)*, pages 845–855, Melbourne, Australia, July 2018. Association for Computational Linguistics. doi: 10.18653/v1/P18-1078. URL <https://aclanthology.org/P18-1078>.
- [5] Prithviraj Damodaran. Parrot: Paraphrase generation for nlu, 2021. URL [https://github.com/PrithvirajDamodaran/Parrot\\_Paraphraser](https://github.com/PrithvirajDamodaran/Parrot_Paraphraser).
- [6] Prithviraj Damodaran. Styleformer, 2021. URL <https://github.com/PrithvirajDamodaran/Styleformer>.
- [7] Ahmed Elgohary, Saghar Hosseini, and Ahmed Hassan Awadallah. Speak to your parser: Interactive text-to-SQL with natural language feedback. In *Proceedings of the 58th Annual Meeting of the Association for Computational Linguistics*, pages 2065–2077. Online, July 2020. Association for Computational Linguistics. doi: 10.18653/v1/2020.acl-main.187. URL <https://aclanthology.org/2020.acl-main.187>.
- [8] Angela Fan, Shruti Bhosale, Holger Schwenk, Zhiyi Ma, Ahmed El-Kishky, Siddharth Goyal, Mandeep Baines, Onur Celebi, Guillaume Wenzek, Vishrav Chaudhary, et al. Beyond english-centric multilingual machine translation. *Journal of Machine Learning Research*, 22(107):1–48, 2021.
- [9] Catherine Finegan-Dollak, Jonathan K Kummerfeld, Li Zhang, Karthik Ramanathan, Sesh Sadasivam, Rui Zhang, and Dragomir Radev. Improving text-to-sql evaluation methodology. *arXiv preprint arXiv:1806.09029*, 2018.
- [10] Leo Gao, Stella Biderman, Sid Black, Laurence Golding, Travis Hoppe, Charles Foster, Jason Phang, Horace He, Anish Thite, Noa Nabeshima, et al. The pile: An 800gb dataset of diverse text for language modeling. *arXiv preprint arXiv:2101.00027*, 2020.
- [11] Ary L Goldberger, Luis AN Amaral, Leon Glass, Jeffrey M Hausdorff, Plamen Ch Ivanov, Roger G Mark, Joseph E Mietus, George B Moody, Chung-Kang Peng, and H Eugene Stanley. Physiobank, physiotoolkit, and physionet: components of a new research resource for complex physiologic signals. *circulation*, 101(23):e215–e220, 2000.
- [12] Moshe Hazoom, Vibhor Malik, and Ben Bogin. Text-to-sql in the wild: A naturally-occurring dataset based on stack exchange data. *arXiv preprint arXiv:2106.05006*, 2021.
- [13] Charles T. Hemphill, John J. Godfrey, and George R. Doddington. The ATIS spoken language systems pilot corpus. In *Speech and Natural Language: Proceedings of a Workshop Held at Hidden Valley, Pennsylvania, June 24-27,1990*, 1990. URL <https://aclanthology.org/H90-1021>.

- [14] Robin Jia and Percy Liang. Adversarial examples for evaluating reading comprehension systems. In *Proceedings of the 2017 Conference on Empirical Methods in Natural Language Processing*, pages 2021–2031, Copenhagen, Denmark, September 2017. Association for Computational Linguistics. doi: 10.18653/v1/D17-1215. URL <https://aclanthology.org/D17-1215>.
- [15] Alistair Johnson, Lucas Bulgarelli, Tom Pollard, Steven Horng, Leo Anthony Celi, and Roger Mark. Mimic-iv (version 1.0). *PhysioNet*, 2021. doi: <https://doi.org/10.13026/s6n6-xd98>.
- [16] Alistair EW Johnson, Tom J Pollard, Lu Shen, H Lehman Li-Wei, Mengling Feng, Mohammad Ghassemi, Benjamin Moody, Peter Szolovits, Leo Anthony Celi, and Roger G Mark. Mimic-iii, a freely accessible critical care database. *Scientific data*, 3(1):1–9, 2016.
- [17] Alistair EW Johnson, Tom J Pollard, Seth J Berkowitz, Nathaniel R Greenbaum, Matthew P Lungren, Chih-ying Deng, Roger G Mark, and Steven Horng. Mimic-cxr, a de-identified publicly available database of chest radiographs with free-text reports. *Scientific data*, 6(1):1–8, 2019.
- [18] Mandar Joshi, Eunsol Choi, Daniel Weld, and Luke Zettlemoyer. TriviaQA: A large scale distantly supervised challenge dataset for reading comprehension. In *Proceedings of the 55th Annual Meeting of the Association for Computational Linguistics (Volume 1: Long Papers)*, pages 1601–1611, Vancouver, Canada, July 2017. Association for Computational Linguistics. doi: 10.18653/v1/P17-1147. URL <https://aclanthology.org/P17-1147>.
- [19] Chia-Hsuan Lee, Oleksandr Polozov, and Matthew Richardson. Kaggledbqa: Realistic evaluation of text-to-sql parsers. *arXiv preprint arXiv:2106.11455*, 2021.
- [20] Yinhan Liu, Myle Ott, Naman Goyal, Jingfei Du, Mandar Joshi, Danqi Chen, Omer Levy, Mike Lewis, Luke Zettlemoyer, and Veselin Stoyanov. Roberta: A robustly optimized bert pretraining approach. *arXiv preprint arXiv:1907.11692*, 2019.
- [21] Andrey Malinin and Mark Gales. Uncertainty estimation in autoregressive structured prediction. *arXiv preprint arXiv:2002.07650*, 2020.
- [22] Petr Marek, Vishal Ishwar Naik, Vincent Auvray, and Anuj Goyal. Oodgan: Generative adversarial network for out-of-domain data generation. *arXiv preprint arXiv:2104.02484*, 2021.
- [23] Anusri Pampari, Preethi Raghavan, Jennifer Liang, and Jian Peng. emrqa: A large corpus for question answering on electronic medical records. In *Proceedings of the 2018 Conference on Empirical Methods in Natural Language Processing*, pages 2357–2368, 2018.
- [24] Junwoo Park, Youngwoo Cho, Haneol Lee, Jaegul Choo, and Edward Choi. Knowledge graph-based question answering with electronic health records. In *Machine Learning for Healthcare Conference*, pages 36–53. PMLR, 2021.
- [25] Tom J Pollard, Alistair EW Johnson, Jesse D Raffa, Leo A Celi, Roger G Mark, and Omar Badawi. The eicu collaborative research database, a freely available multi-center database for critical care research. *Scientific data*, 5(1):1–13, 2018.
- [26] Colin Raffel, Noam Shazeer, Adam Roberts, Katherine Lee, Sharan Narang, Michael Matena, Yanqi Zhou, Wei Li, and Peter J Liu. Exploring the limits of transfer learning with a unified text-to-text transformer. *arXiv preprint arXiv:1910.10683*, 2019.
- [27] Preethi Raghavan, Jennifer J Liang, Diwakar Mahajan, Rachita Chandra, and Peter Szolovits. emrkbqa: A clinical knowledge-base question answering dataset. In *Proceedings of the 20th Workshop on Biomedical Language Processing*, pages 64–73, 2021.
- [28] Pranav Rajpurkar, Robin Jia, and Percy Liang. Know what you don’t know: Unanswerable questions for squad. *arXiv preprint arXiv:1806.03822*, 2018.
- [29] Peng Shi, Patrick Ng, Zhiguo Wang, Henghui Zhu, Alexander Hanbo Li, Jun Wang, Cicero Nogueira dos Santos, and Bing Xiang. Learning contextual representations for semantic parsing with generation-augmented pre-training. In *Proceedings of the AAAI Conference on Artificial Intelligence*, volume 35, pages 13806–13814, 2021.
- [30] Alane Suhr, Ming-Wei Chang, Peter Shaw, and Kenton Lee. Exploring unexplored generalization challenges for cross-database semantic parsing. In *Proceedings of the 58th Annual Meeting of the Association for Computational Linguistics*, pages 8372–8388, 2020.

- [31] Yuqing Tang, Chau Tran, Xian Li, Peng-Jen Chen, Naman Goyal, Vishrav Chaudhary, Jiatao Gu, and Angela Fan. Multilingual translation with extensible multilingual pretraining and finetuning. *arXiv preprint arXiv:2008.00401*, 2020.
- [32] Ping Wang, Tian Shi, and Chandan K Reddy. Text-to-sql generation for question answering on electronic medical records. In *Proceedings of The Web Conference 2020*, pages 350–361, 2020.
- [33] Yijun Xiao and William Yang Wang. On hallucination and predictive uncertainty in conditional language generation. In *Proceedings of the 16th Conference of the European Chapter of the Association for Computational Linguistics: Main Volume*, pages 2734–2744, 2021.
- [34] Navid Yaghmazadeh, Yuepeng Wang, Isil Dillig, and Thomas Dillig. Sqlizer: query synthesis from natural language. *Proceedings of the ACM on Programming Languages*, 1(OOPSLA):1–26, 2017.
- [35] Tao Yu, Rui Zhang, Kai Yang, Michihiro Yasunaga, Dongxu Wang, Zifan Li, James Ma, Irene Li, Qingning Yao, Shanelle Roman, et al. Spider: A large-scale human-labeled dataset for complex and cross-domain semantic parsing and text-to-sql task. In *Proceedings of the 2018 Conference on Empirical Methods in Natural Language Processing*, pages 3911–3921, 2018.
- [36] Tao Yu, Rui Zhang, Michihiro Yasunaga, Yi Chern Tan, Xi Victoria Lin, Suyi Li, Heyang Er, Irene Li, Bo Pang, Tao Chen, et al. Sparc: Cross-domain semantic parsing in context. In *Proceedings of the 57th Annual Meeting of the Association for Computational Linguistics*, pages 4511–4523, 2019.
- [37] John M Zelle and Raymond J Mooney. Learning to parse database queries using inductive logic programming. In *Proceedings of the national conference on artificial intelligence*, pages 1050–1055, 1996.
- [38] Yusen Zhang, Xiangyu Dong, Shuaichen Chang, Tao Yu, Peng Shi, and Rui Zhang. Did you ask a good question? a cross-domain question intention classification benchmark for text-to-sql. *arXiv preprint arXiv:2010.12634*, 2020.
- [39] Yinhe Zheng, Guanyi Chen, and Minlie Huang. Out-of-domain detection for natural language understanding in dialog systems. *IEEE/ACM Transactions on Audio, Speech, and Language Processing*, 28:1198–1209, 2020.
- [40] Victor Zhong, Caiming Xiong, and Richard Socher. Seq2sql: Generating structured queries from natural language using reinforcement learning. *arXiv preprint arXiv:1709.00103*, 2017.

## Supplementary Material

### A Datasheet for Datasets

The following section is answers to questions listed in datasheets for datasets.

#### A.1 Motivation

- For what purpose was the dataset created?  
EHRSQL is created to serve as a benchmark for trustworthy question answering systems on structured data in electronic health records (EHRs).
- Who created the dataset (e.g., which team, research group) and on behalf of which entity (e.g., company, institution, organization)?  
The authors of this paper.
- Who funded the creation of the dataset? If there is an associated grant, please provide the name of the grantor and the grant name and number.  
This work was supported by Institute of Information & Communications Technology Planning & Evaluation (IITP) grant (No.2019-0-00075, Artificial Intelligence Graduate School Program(KAIST)), National Research Foundation of Korea (NRF) grant (NRF-2020H1D3A2A03100945) and Data Voucher grant (2021-DV-I-P-00114), funded by the Korea government (MSIT).

#### A.2 Composition

- What do the instances that comprise the dataset represent (e.g., documents, photos, people, countries)?  
EHRSQL contains natural questions and their corresponding SQL queries (text).
- How many instances are there in total (of each type, if appropriate)?  
There are about 24.4K instances (22.5K answerable; 1.9K unanswerable).
- Does the dataset contain all possible instances or is it a sample (not necessarily random) of instances from a larger set?  
We conducted a poll at a university hospital and collected a wide range of questions frequently asked on the structured EHR data. To reflect as many questions as possible, we templated them and ensured that the final dataset contained all the question templates we created.
- What data does each instance consist of?  
The dataset contains question-SQL pairs if the question is answerable. Unanswerable questions do not have SQL labels.
- Is there a label or target associated with each instance?  
Labels are SQL queries.
- Is any information missing from individual instances? If so, please provide a description, explaining why this information is missing (e.g., because it was unavailable). This does not include intentionally removed information, but might include, e.g., redacted text.  
N/A.
- Are relationships between individual instances made explicit (e.g., users' movie ratings, social network links)?  
N/A.
- Are there recommended data splits (e.g., training, development/validation, testing)?  
See Section F.
- Are there any errors, sources of noise, or redundancies in the dataset?  
Question templates are created to have slots that are later filled with pre-defined values and records from the database. As a result, final questions can sound unnatural or be grammatically incorrect depending on the sampled values (e.g., verb tense, articles, etc.).
- Is the dataset self-contained, or does it link to or otherwise rely on external resources (e.g., websites, tweets, other datasets)?

The labeled SQL queries rely on two open source databases: MIMIC-III (version 1.4)<sup>7</sup> and eICU (version 2.0)<sup>8</sup>, which are accessible on PhysioNet<sup>9</sup>.

- Does the dataset contain data that might be considered confidential (e.g., data that is protected by legal privilege or by doctor– patient confidentiality, data that includes the content of individuals’ non-public communications)?  
N/A.
- Does the dataset contain data that, if viewed directly, might be offensive, insulting, threatening, or might otherwise cause anxiety?  
N/A.
- Does the dataset relate to people?  
Yes.
- Does the dataset identify any subpopulations (e.g., by age, gender)?  
EHRSQL is based on patients in MIMIC-III and eICU. MIMIC-III includes over forty thousand patients who stayed in critical care units of the Beth Israel Deaconess Medical Center between 2001 and 2012. eICU contains patients who were discharged between 2014 and 2015 in multiple critical care units in the United States.
- Is it possible to identify individuals (i.e., one or more natural persons), either directly or indirectly (i.e., in combination with other data) from the dataset?  
Even though MIMIC-III and eICU are already de-identified datasets, we further corrupted patient-specific information to avoid any chance of recovering a patient’s identity. See Section ?? for details.
- Does the dataset contain data that might be considered sensitive in any way (e.g., data that reveals race or ethnic origins, sexual orientations, religious beliefs, political opinions or union memberships, or locations; financial or health data; biometric or genetic data; forms of government identification, such as social security numbers; criminal history)?  
The dataset is already de-identified.

### A.3 Collection Process

- How was the data associated with each instance acquired?  
We collaborated with the Konyang University Hospital<sup>10</sup> and conducted a poll to collect real-world questions that are frequently asked on the structured EHR data.
- What mechanisms or procedures were used to collect the data (e.g., hardware apparatuses or sensors, manual human curation, software programs, software APIs)?  
We used the website SurveyMonkey<sup>11</sup> to create a poll and collect the responses. After the poll, we used Excel, Google Sheets, and Python to process and label the collected data.
- If the dataset is a sample from a larger set, what was the sampling strategy (e.g., deterministic, probabilistic with specific sampling probabilities)?  
When it involves sampling (e.g., data splitting and patient de-identification), we sampled with a fixed random seed.
- Who was involved in the data collection process (e.g., students, crowdworkers, contractors) and how were they compensated (e.g., how much were crowdworkers paid)?  
There were three parts that required human involvement in the data collection process: poll for the question collection, SQL labeling, and quality checking for machine-paraphrased text. For the poll, we provided a \$10 worth of coffee gift card to all poll respondents. For SQL labeling, the authors in the paper manually labeled SQL queries based on the database schemas. We did not hire any crowd worker for this task because the databases contain patient-specific information, and the SQL labeling process required numerous assumptions (e.g., choice of SQL operations, schema linking, etc.). Lastly, we hired crowd workers to check the quality of machine paraphrased text, who were paid approximately \$18 per hour.

<sup>7</sup><https://physionet.org/content/mimiciii/1.4/>

<sup>8</sup><https://physionet.org/content/eicu-crd/2.0/>

<sup>9</sup><https://physionet.org/>

<sup>10</sup><https://www.kyuh.ac.kr/eng/>

<sup>11</sup>[www.surveymonkey.com](http://www.surveymonkey.com)

- Over what timeframe was the data collected?  
The poll was conducted in February of 2021, but the results do not depend much on the date of date collection.
- Were any ethical review processes conducted (e.g., by an institutional review board)?  
N/A.
- Does the dataset relate to people?  
Yes.
- Did you collect the data from the individuals in question directly, or obtain it via third parties or other sources (e.g., websites)?  
We directly collected the data through a poll.
- Were the individuals in question notified about the data collection?  
Yes. The poll respondents were notified about the use of data. The actual website we used for the poll is here<sup>12</sup>. The poll were conducted in Korean.
- Did the individuals in question consent to the collection and use of their data?  
The purpose of the poll was announced to hospital staff, and only the staff who were interested in the poll participated.
- If consent was obtained, were the consenting individuals provided with a mechanism to revoke their consent in the future or for certain uses?  
N/A.
- Has an analysis of the potential impact of the dataset and its use on data subjects (e.g., a data protection impact analysis) been conducted?  
The dataset does not have individual-specific information.

#### A.4 Preprocessing/cleaning/labeling

- Was any preprocessing/cleaning/labeling of the data done (e.g., discretization or bucketing, tokenization, part-of-speech tagging, SIFT feature extraction, removal of instances, processing of missing values)?  
N/A.
- Was the “raw” data saved in addition to the preprocessed/cleaned/labeled data (e.g., to support unanticipated future uses)?  
N/A.
- Is the software that was used to preprocess/clean/label the data available?  
Preprocessing, cleaning, and labeling are done via Excel, Google Sheets, and Python.

#### A.5 Uses

- Has the dataset been used for any tasks already?  
No.
- Is there a repository that links to any or all papers or systems that use the dataset?  
No.
- What (other) tasks could the dataset be used for?  
In addition to solving trustworthy semantic parsing, the seed questions themselves can be a good starting point for any healthcare table-based question answering tasks.
- Is there anything about the composition of the dataset or the way it was collected and preprocessed/cleaned/labeled that might impact future uses?  
N/A.
- Are there tasks for which the dataset should not be used?  
N/A.

---

<sup>12</sup>[https://www.surveymonkey.com/r/Preview/?sm=hv3JkWYLdzXq2G8m\\_2Bh8yXI8Q\\_2FHVOzmZHcwFs7D5WhDYPQwgBHaa7OZXASgJLWXsBw](https://www.surveymonkey.com/r/Preview/?sm=hv3JkWYLdzXq2G8m_2Bh8yXI8Q_2FHVOzmZHcwFs7D5WhDYPQwgBHaa7OZXASgJLWXsBw)



## A.6 Distribution

- Will the dataset be distributed to third parties outside of the entity (e.g., company, institution, organization) on behalf of which the dataset was created?  
No.
- How will the dataset will be distributed (e.g., tarball on website, API, GitHub)?  
The dataset is released at <https://github.com/glee4810/EHRSQL>.
- When will the dataset be distributed?  
Now.
- Will the dataset be distributed under a copyright or other intellectual property (IP) license, and/or under applicable terms of use (ToU)?  
The dataset is released under MIT License.
- Have any third parties imposed IP-based or other restrictions on the data associated with the instances?  
No.
- Do any export controls or other regulatory restrictions apply to the dataset or to individual instances?  
No.

## A.7 Maintenance

- Who will be supporting/hosting/maintaining the dataset?  
The authors of this paper.
- How can the owner/curator/manager of the dataset be contacted (e.g., email address)?  
Contact the first author ([gyubok.lee@kaist.ac.kr](mailto:gyubok.lee@kaist.ac.kr)) or other authors.
- Is there an erratum?  
No.
- Will the dataset be updated (e.g., to correct labeling errors, add new instances, delete instances)?  
If any correction is needed, we plan to upload a new version.
- If the dataset relates to people, are there applicable limits on the retention of the data associated with the instances (e.g., were the individuals in question told that their data would be retained for a fixed period of time and then deleted)?  
N/A
- Will older versions of the dataset continue to be supported/hosted/maintained?  
We plan to maintain the newest version only.
- If others want to extend/augment/build on/contribute to the dataset, is there a mechanism for them to do so?  
Contact the authors of the paper.

## B Full List of Templates

### B.1 Question Templates

The full list of question templates is reported in Table 7. The total number of answerable question templates is 174, but a few can be unanswerable depending on the database (e.g., a question about a procedure done in other hospitals is not answerable in MIMIC-III). For unanswerable questions, the template generation process explained in Section 3.1.1 is not strictly applied. As a result, unanswerable questions can contain ambiguous and too detailed questions (e.g., Tell me what medicine to use to relieve a headache in hypertensive patients). We do not provide a full list of unanswerable questions as they are not subject to training and can be anything complementary to the answerable ones.

Table 7: Full list of answerable question templates.

Patient scope	Question template	Assumption
None	What is the intake method of {drug_name}?	
None	What is the cost of a procedure named {procedure_name}?	
None	What is the cost of a {lab_name} lab test?	
None	What is the cost of a drug named {drug_name}?	
None	What is the cost of diagnosing {diagnosis_name}?	
None	What does {abbreviation} stand for?	
Single	What is the gender of patient {patient_id}?	
Single	What is the date of birth of patient {patient_id}?	
Single	What was the [time_filter_exact1] length of hospital stay of patient {patient_id}?	Only current patients
Single	What is the change in the weight of patient {patient_id} from the [time_filter_exact2] value measured [time_filter_global1]?	
Single	What is the change in the weight of patient {patient_id} from the [time_filter_exact2] value measured [time_filter_global2] compared to the [time_filter_exact1] value measured [time_filter_global1]?	
Single	What is the change in the value of {lab_name} of patient {patient_id} from the [time_filter_exact2] value measured [time_filter_global2] compared to the [time_filter_exact1] value measured [time_filter_global1]?	
Single	What is the change in the {vital_name} of patient {patient_id} from the [time_filter_exact2] value measured [time_filter_global2] compared to the [time_filter_exact1] value measured [time_filter_global1]?	
Single	Is the value of {lab_name} of patient {patient_id} [time_filter_exact2] measured [time_filter_global2] [comparison] than the [time_filter_exact1] value measured [time_filter_global1]?	
Single	Is the {vital_name} of patient {patient_id} [time_filter_exact2] measured [time_filter_global2] [comparison] than the [time_filter_exact1] value measured [time_filter_global1]?	
Single	What is_verb the age of patient {patient_id} [time_filter_global1]?	
Single	What is_verb the name of insurance of {patient_id} [time_filter_global1]?	
Single	What is_verb the marital status of patient {patient_id} [time_filter_global1]?	
Single	What percentile is the value of {lab_value} in a {lab_name} lab test among patients of the same age as patient {patient_id} [time_filter_global1]?	
Single	How many [unit_count] have passed since patient {patient_id} was admitted to the hospital currently?	Only current patient
Single	How many [unit_count] have passed since patient {patient_id} was admitted to the ICU currently?	Only current ICU patient
Single	How many [unit_count] have passed since the [time_filter_exact1] time patient {patient_id} stayed in careunit {careunit} on the current hospital visit?	Only current patient
Single	How many [unit_count] have passed since the [time_filter_exact1] time patient {patient_id} stayed in ward {ward_id} on the current hospital visit?	Only current patient
Single	How many [unit_count] have passed since the [time_filter_exact1] time patient {patient_id} received a procedure on the current hospital visit?	Only current patient
Single	How many [unit_count] have passed since the [time_filter_exact1] time patient {patient_id} received a {procedure_name} procedure on the current hospital visit?	Only current patient
Single	How many [unit_count] have passed since the [time_filter_exact1] time patient {patient_id} was diagnosed with {diagnosis_name} on the current hospital visit?	Only current patient
Single	How many [unit_count] have passed since the [time_filter_exact1] time patient {patient_id} was prescribed {drug_name} on the current hospital visit?	Only current patient

Continued on next page

Table 7: Full list of answerable question templates. (Continued)

Patient scope	Question template	Assumption
Single	How many [unit_count] have passed since the [time_filter_exact1] time patient {patient_id} received a {lab_name} lab test on the current hospital visit?	Only current patient
Single	How many [unit_count] have passed since the [time_filter_exact1] time patient {patient_id} had a {intake_name} intake on the current ICU visit?	Only current ICU patient
Single	What was the [time_filter_exact1] hospital admission type of patient {patient_id} [time_filter_global1]?	
Single	What was the [time_filter_exact1] ward of patient {patient_id} [time_filter_global1]?	
Single	What was the [time_filter_exact1] careunit of patient {patient_id} [time_filter_global1]?	
Single	What was the [time_filter_exact1] measured height of patient {patient_id} [time_filter_global1]?	
Single	What was the [time_filter_exact1] measured weight of patient {patient_id} [time_filter_global1]?	
Single	What was the name of the diagnosis that patient {patient_id} [time_filter_exact1] received [time_filter_global1]?	
Single	What was the name of the procedure that patient {patient_id} [time_filter_exact1] received [time_filter_global1]?	
Single	What was the name of the drug that patient {patient_id} was [time_filter_exact1] prescribed via {drug_route} route [time_filter_global1]?	
Single	What was the name of the drug that patient {patient_id} was [time_filter_exact1] prescribed [time_filter_global1]?	
Single	What was the name of the drug that patient {patient_id} was prescribed [time_filter_within] after having been diagnosed with {diagnosis_name} [time_filter_global1]?	
Single	What was the name of the drug that patient {patient_id} was prescribed [time_filter_within] after having received a {procedure_name} procedure [time_filter_global1]?	
Single	What was the dose of {drug_name} that patient {patient_id} was [time_filter_exact1] prescribed [time_filter_global1]?	
Single	What was the total amount of dose of {drug_name} that patient {patient_id} were prescribed [time_filter_global1]?	
Single	What was the name of the drug that patient {patient_id} were prescribed [n_times] [time_filter_global1]?	
Single	What is the new prescription of patient {patient_id} [time_filter_global2] compared to the prescription [time_filter_global1]?	global filters do not overlap
Single	What was the [time_filter_exact1] measured value of a {lab_name} lab test of patient {patient_id} [time_filter_global1]?	
Single	What was the name of the lab test that patient {patient_id} [time_filter_exact1] received [time_filter_global1]?	
Single	what was the [agg_function] {lab_name} value of patient {patient_id} [time_filter_global1]?	
Single	What was the name of the allergy that patient {patient_id} had [time_filter_global1]?	
Single	What was the name of the substance that patient {patient_id} was allergic to [time_filter_global1]?	
Single	What was the organism name found in the [time_filter_exact1] {culture_name} microbiology test of patient {patient_id} [time_filter_global1]?	
Single	What was the name of the specimen that patient {patient_id} was [time_filter_exact1] tested [time_filter_global1]?	
Single	What was the name of the intake that patient {patient_id} [time_filter_exact1] had [time_filter_global1]?	
Single	What was the total volume of {intake_name} intake that patient {patient_id} received [time_filter_global1]?	

Continued on next page

Table 7: Full list of answerable question templates. (Continued)

Patient scope	Question template	Assumption
Single	What was the total volume of intake that patient {patient_id} received [time_filter_global1]?	
Single	What was the name of the output that patient {patient_id} [time_filter_exact1] had [time_filter_global1]?	
Single	What was the total volume of {output_name} output that patient {patient_id} had [time_filter_global1]?	
Single	What was the total volume of output that patient {patient_id} had [time_filter_global1]?	
Single	What is the difference between the total volume of intake and output of patient {patient_id} [time_filter_global1]?	
Single	What was the [time_filter_exact1] measured {vital_name} of patient {patient_id} [time_filter_global1]?	
Single	What was the {agg_function} {vital_name} of patient {patient_id} [time_filter_global1]?	
Single	What is_verb the total hospital cost of patient {patient_id} [time_filter_global1]?	
Single	When was the [time_filter_extract1] hospital admission time of patient {patient_id} [time_filter_global1]?	
Single	When was the [time_filter_extract1] hospital admission time that patient {patient_id} was admitted via {admission_route} [time_filter_global1]?	
Single	When was the [time_filter_extract1] hospital discharge time of patient {patient_id} [time_filter_global1]?	
Single	When was the [time_filter_extract1] length of ICU stay of patient {patient_id}?	No current ICU patient
Single	When was the [time_filter_extract1] time that patient {patient_id} was diagnosed with {diagnosis_name} [time_filter_global1]?	
Single	When was the [time_filter_extract1] procedure time of patient {patient_id} [time_filter_global1]?	
Single	When was the [time_filter_extract1] time that patient {patient_id} received a {procedure_name} procedure [time_filter_global1]?	
Single	When was the [time_filter_extract1] prescription time of patient {patient_id} [time_filter_global1]?	
Single	When was the [time_filter_extract1] time that patient {patient_id} was prescribed {drug_name} [time_filter_global1]?	
Single	When was the [time_filter_extract1] time that patient {patient_id} was prescribed {drug_name1} and {drug_name2} [time_filter_within] [time_filter_global1]?	
Single	When was the [time_filter_extract1] time that patient {patient_id} was prescribed a medication via {drug_route} route [time_filter_global1]?	
Single	When was the [time_filter_extract1] time that patient {patient_id} was prescribed a medication via {drug_route} route [time_filter_global1]?	
Single	When was the [time_filter_extract1] lab test of patient {patient_id} [time_filter_global1]?	
Single	When was the [time_filter_extract1] time that patient {patient_id} received a {lab_test} lab test [time_filter_global1]?	
Single	When was the [time_filter_extract1] time that patient {patient_id} had the [sort] value of {lab_name} [time_filter_global1]?	
Single	When was the [time_filter_extract1] microbiology test of patient {patient_id} [time_filter_global1]?	
Single	When was patient {patient_id}'s [time_filter_extract1] {culture_name} microbiology test [time_filter_global1]?	
Single	When was the [time_filter_extract1] time that patient {patient_id} had a {intake_name} intake [time_filter_global1]?	

Continued on next page

Table 7: Full list of answerable question templates. (Continued)

Patient scope	Question template	Assumption
Single	When was the [time_filter_extract1] intake time of patient {patient_id} [time_filter_global1]?	
Single	When was the [time_filter_extract1] time that patient {patient_id} had a {output_name} output [time_filter_global1]?	
Single	When was the [time_filter_extract1] time that patient {patient_id} had a {vital_name} measured [time_filter_global1]?	
Single	When was the [time_filter_extract1] time that the {vital_name} of patient {patient_id} was [comparison] than {vital_value} [time_filter_global1]?	
Single	When was the [time_filter_extract1] time that patient {patient_id} had the [sort] {vital_name} [time_filter_global1]?	
Single	Has_verb patient {patient_id} received a {procedure_name} procedure in other than the current hospital [time_filter_global1]?	Only sample current patient
Single	Has_verb patient {patient_id} been admitted to the hospital [time_filter_global1]?	
Single	Has_verb patient {patient_id} been to an emergency room [time_filter_global1]?	
Single	Has_verb patient {patient_id} received any procedure [time_filter_global1]?	
Single	Has_verb patient {patient_id} received a {procedure_name} procedure [time_filter_global1]?	
Single	What was the name of the procedure that patient {patient_id} received [n_times] [time_filter_global1]?	
Single	Has_verb patient {patient_id} received any diagnosis [time_filter_global1]?	
Single	Has_verb patient {patient_id} been diagnosed with {diagnosis_name} [time_filter_global1]?	
Single	Has_verb patient {patient_id} been prescribed {drug_name1},{drug_name2}, or {drug_name3} [time_filter_global1]?	
Single	Has_verb patient {patient_id} been prescribed any medication [time_filter_global1]?	
Single	Has_verb patient {patient_id} been prescribed {drug_name} [time_filter_global1]?	
Single	Has_verb patient {patient_id} received any lab test [time_filter_global1]?	
Single	Has_verb patient {patient_id} received a {lab_name} lab test [time_filter_global1]?	
Single	Has_verb patient {patient_id} had any allergy [time_filter_global1]?	
Single	Has_verb patient {patient_id} had any microbiology test result [time_filter_global1]?	
Single	Has_verb patient {patient_id} had any {culture_name} microbiology test result [time_filter_global1]?	
Single	Has_verb there been any organism found in the [time_filter_extract1] {culture_name} microbiology test of patient {patient_id} [time_filter_global1]?	
Single	Has_verb patient {patient_id} had any {intake_name} intake [time_filter_global1]?	
Single	Has_verb patient {patient_id} had any {output_name} output [time_filter_global1]?	
Single	Has_verb the {vital_name} of patient {patient_id} been ever [comparison] than {vital_value} [time_filter_global1]?	
Single	Has_verb the {vital_name} of patient {patient_id} been normal [time_filter_global1]?	
Single	List the hospital admission time of patient {patient_id} [time_filter_global1].	
Single	List the [unit_average] [agg_function] {lab_name} lab value of patient {patient_id} [time_filter_global1].	
Single	List the [unit_average] [agg_function] weight of patient {patient_id} [time_filter_global1].	
Single	List the [unit_average] [agg_function] volume of {intake_name} intake that patient {patient_id} received [time_filter_global1].	

Continued on next page

Table 7: Full list of answerable question templates. (Continued)

Patient scope	Question template	Assumption
Single	List the [unit_average] [agg_function] volume of {output_name} output that patient {patient_id} had [time_filter_global].	
Single	List the [unit_average] [agg_function] {vital_name} of patient {patient_id} [time_filter_global].	
Single	Count the number of hospital visits of patient {patient_id} [time_filter_global].	
Single	Count the number of ICU visits of patient {patient_id} [time_filter_global].	
Single	Count the number of times that patient {patient_id} received a {procedure_name} procedure [time_filter_global].	
Single	Count the number of drugs patient {patient_id} was prescribed [time_filter_global].	
Single	Count the number of times that patient {patient_id} were prescribed {drug_name} [time_filter_global].	
Single	Count the number of times that patient {patient_id} received a {lab_name} lab test [time_filter_global].	
Single	Count the number of times that patient {patient_id} had a {intake_name} intake [time_filter_global].	
Single	Count the number of times that patient {patient_id} had a {output_name} output [time_filter_global].	
Group	Count the number of current patients.	
Group	Count the number of current patients aged [age_group].	
Group	What is the [n_survival_period] survival rate of patients diagnosed with {diagnosis_name}?	
Group	What is the [n_survival_period] survival rate of patients who were prescribed {drug_name} after having been diagnosed with {diagnosis_name}?	
Group	What are the top [n_rank] diagnoses that have the highest [n_survival_period] mortality rate?	
Group	What is_verb the [agg_fuction] total hospital cost that involves a procedure named {procedure_name} [time_filter_global]?	
Group	What is_verb the [agg_fuction] total hospital cost that involves a {lab_name} lab test [time_filter_global]?	
Group	What is_verb the [agg_fuction] total hospital cost that involves a drug named {drug_name} [time_filter_global]?	
Group	What is_verb the [agg_fuction] total hospital cost that involves a diagnosis named {diagnosis_name} [time_filter_global]?	
Group	List the IDs of patients diagnosed with {diagnosis_name} [time_filter_global].	
Group	What is_verb the [agg_fuction] [unit_average] number of patient records diagnosed with {diagnosis_name} [time_filter_global]?	
Group	Count the number of patients who were dead after having been diagnosed with {diagnosis_name} [time_filter_within] [time_filter_global].	
Group	Count the number of patients who did not come back to the hospital [time_filter_within] after diagnosed with {diagnosis_name} [time_filter_global].	
Group	Count the number of patients who were admitted to the hospital [time_filter_global].	
Group	Count the number of patients who were discharged from the hospital [time_filter_global].	
Group	Count the number of patients who stayed in ward {ward_id} [time_filter_global].	
Group	Count the number of patients who stayed in careunit{careunit} [time_filter_global].	
Group	Count the number of patients who were diagnosed with {diagnosis_name} [time_filter_within] after having received a {procedure_name} procedure [time_filter_global].	
Group	Count the number of patients who were diagnosed with {diagnosis_name2} [time_filter_within] after having been diagnosed with {diagnosed_name1} [time_filter_global].	

Continued on next page

Table 7: Full list of answerable question templates. (Continued)

Patient scope	Question template	Assumption
Group	Count the number of patients who were diagnosed with {diagnosis_name} [time_filter_global].	
Group	Count the number of patients who received a {procedure_name} procedure [time_filter_global].	
Group	Count the number of patients who received a {procedure_name} procedure [n_times] [time_filter_global].	
Group	Count the number of patients who received a {procedure_name2} procedure [time_filter_within] after having received a {procedure_name1} procedure [time_filter_global].	
Group	Count the number of patients who received a {procedure_name} procedure [time_filter_within] after having been diagnosed with {diagnosis_name1} [time_filter_global].	
Group	Count the number of {procedure_name} procedure cases [time_filter_global].	
Group	Count the number of patients who were prescribed {drug_name} [time_filter_global].	
Group	Count the number of {drug_name} prescription cases [time_filter_global].	
Group	Count the number of patients who were prescribed {drug_name} [time_filter_within] after having received a {procedure_name} procedure [time_filter_global].	
Group	Count the number of patients who were prescribed {drug_name} [time_filter_within] after having been diagnosed with {diagnosis_name} [time_filter_global].	
Group	Count the number of patients who received a {lab_name} lab test [time_filter_global].	
Group	Count the number of patients who received a {culture_name} microbiology test [time_filter_global].	
Group	Count the number of patients who had a {intake_name} intake [time_filter_global].	
Group	What are_verb the top [n_rank] frequent diagnoses [time_filter_global]?	
Group	What are_verb the top [n_rank] frequent diagnoses of patients aged [age_group] [time_filter_global]?	
Group	What are_verb the top [n_rank] frequent diagnoses that patients were diagnosed [time_filter_within] after having received a {procedure_name} procedure [time_filter_global]?	
Group	What are_verb the top [n_rank] frequent diagnoses that patients were diagnosed [time_filter_within] after having been diagnosed with {diagnosis_name} [time_filter_global]?	
Group	What are_verb the top [n_rank] frequent procedures [time_filter_global]?	
Group	What are_verb the top [n_rank] frequent procedures of patients aged [age_group] [time_filter_global]?	
Group	What are_verb the top [n_rank] frequent procedures that patients received [time_filter_within] after having received a {procedure_name} procedure [time_filter_global]?	
Group	What are_verb the top [n_rank] frequent procedures that patients received [time_filter_within] after having been diagnosed with {diagnosis_name} [time_filter_global]?	
Group	What are_verb the top [n_rank] frequently prescribed drugs [time_filter_global]?	
Group	What are_verb the top [n_rank] frequently prescribed drugs of patients aged [age_group] [time_filter_global]?	
Group	What are_verb the top [n_rank] frequent prescribed drugs for patients who were also prescribed {drug_name} [time_filter_within] [time_filter_global]?	
Group	What are_verb the top [n_rank] frequent drugs that patients were prescribed [time_filter_within] after having been prescribed with {drug_name} [time_filter_global]?	
Group	What are_verb the top [n_rank] frequent drugs that patients were prescribed [time_filter_within] after having received a {procedure_name} procedure [time_filter_global]?	
Group	What are_verb the top [n_rank] frequent drugs that patients were prescribed [time_filter_within] after having been diagnosed with {diagnosis_name} [time_filter_global]?	

Continued on next page

Table 7: Full list of answerable question templates. (Continued)

Patient scope	Question template	Assumption
Group	What are_verb the top [n_rank] frequently prescribed drugs that patients aged [age_group] were prescribed [time_filter_within] after having been diagnosed with {diagnosis_name} [time_filter_global1]?	
Group	What are_verb the top [n_rank] frequently prescribed drugs that {gender} patients aged [age_group] were prescribed [time_filter_within] after having been diagnosed with {diagnosis_name} [time_filter_global1]?	
Group	What are_verb the top [n_rank] frequent lab test [time_filter_global1]?	
Group	What are_verb the top [n_rank] frequent lab tests of patients aged [age_group] [time_filter_global1]?	
Group	What are_verb the top [n_rank] frequent lab tests that patients had [time_filter_within] after having been diagnosed with {diagnosis_name} [time_filter_global1]?	
Group	What are_verb the top [n_rank] frequent lab tests that patients had [time_filter_within] after having received a {procedure_name} procedure [time_filter_global1]?	
Group	What are_verb the top [n_rank] frequent specimens tested [time_filter_global1]?	
Group	What are_verb the top [n_rank] frequent specimens that patients were tested [time_filter_within] after having been diagnosed with {diagnosis_name} [time_filter_global1]?	
Group	What are_verb the top [n_rank] frequent specimens that patients were tested [time_filter_within] after having received a {procedure_name} procedure [time_filter_global1]?	
Group	What are_verb the top [n_rank] frequent intake events [time_filter_global1]?	
Group	What are_verb the top [n_rank] frequent output events [time_filter_global1]?	

Several question templates assume a specific range of patients (*e.g.*, current patients or already discharged patients), as indicated in the “Assumption” column in Table 7. For example, depending on the patients, the way to calculate the duration of hospital stay can be different. The SQL query for already discharged patients (*i.e.*, What was the [time\_filter\_exact1] length of hospital stay of patient `patient_id`?) calculates the time between the hospital admission and discharge, while the same query for the current patients (*i.e.*, How many [unit\_count] have passed since patient `patient_id` was admitted to the hospital currently?) calculates the time between the hospital admission and current time. We intentionally separated the templates to make the model better understand the hidden assumptions behind user utterances.

Time slots with numbering (*e.g.*, [time\_filter\_global1] and [time\_filter\_global2]) are the variants of the time slot without numbering (*e.g.*, [time\_filter\_global]). The purpose of the numbering is to indicate the temporal order of time filters. Specifically, a higher number indicates the same or a later time for [time\_filter\_global1] and [time\_filter\_global2], and [time\_filter\_exact2] must be later than [time\_filter\_exact1].

Some verbs that end with “\_verb” in question templates indicate that the verb tense can change depending on the sampled time templates.

## B.2 Time Templates

Table 8 shows the full list of time templates with natural language (NL) time expressions and SQL time patterns. Based on the time filter types present in question templates, time templates are sampled, and their corresponding NL time expressions and SQL time patterns are added to the question templates and SQL queries. Column slots in the SQL time patterns such as [time\_column] and [hospital\_discharge\_time] are replaced with the actual column names following the database schema. The blanks for the NL time expressions and SQL time patterns in the table indicate that no time filter is applied.



Table 8: Full list of NL time expressions and their corresponding SQL time patterns.

Time filter	type	Expression type	Unit	Interval type	Option	NL time expression	SQL time pattern
global	-	-	-	-	-		
global	relative	hospital	in	first		on the first hospital visit	WHERE [hospital_dischargetime] IS NOT NULL ORDER BY [hospital_admittime] ASC LIMIT 1
global	relative	hospital	in	last		on the last hospital visit	WHERE [hospital_dischargetime] IS NOT NULL ORDER BY [hospital_admittime] DESC LIMIT 1
global	relative	hospital	in	current		on the current hospital visit	WHERE [hospital_dischargetime] IS NULL
global	relative	ICU	in	first		on the first ICU visit	WHERE [icu_dischargetime] IS NOT NULL ORDER BY [icu_admittime] ASC LIMIT 1
global	relative	ICU	in	last		on the last ICU visit	WHERE [icu_dischargetime] IS NOT NULL ORDER BY [icu_admittime] DESC LIMIT 1
global	relative	ICU	in	current		on the current ICU visit	WHERE [icu_dischargetime] IS NULL
global	relative	year	in	last		last year	WHERE datetime([time_column], 'start of year') = datetime(current_time, 'start of year', '-1 year')
global	relative	year	until	last		until last year	WHERE datetime([time_column], 'start of year') <= datetime(current_time, 'start of year', '-1 year')
global	relative	year	since	last		since last year	WHERE datetime([time_column], 'start of year') >= datetime(current_time, 'start of year', '-1 year')
global	relative	year	in	this		this year	WHERE datetime([time_column], 'start of year') = datetime(current_time, 'start of year', '-0 year')
global	relative	year	until	-		until {year} year ago	WHERE datetime([time_column]) <= datetime(current_time, '-{year} year')
global	relative	year	since	-		since {year} year ago	WHERE datetime([time_column]) >= datetime(current_time, '-{year} year')
global	relative	month	in	last		last month	WHERE datetime([time_column], 'start of month') = datetime(current_time, 'start of month', '-1 month')
global	relative	month	until	last		until last month	WHERE datetime([time_column], 'start of month') <= datetime(current_time, 'start of month', '-1 month')
global	relative	month	since	last		since last month	WHERE datetime([time_column], 'start of month') >= datetime(current_time, 'start of month', '-1 month')
global	relative	month	in	this		this month	WHERE datetime([time_column], 'start of month') = datetime(current_time, 'start of month', '-0 month')
global	relative	month	until	-		until {month} month ago	WHERE datetime([time_column]) <= datetime(current_time, '-{month} month')
global	relative	month	since	-		since {month} month ago	WHERE datetime([time_column]) >= datetime(current_time, '-{month} month')
global	relative	day	in	last		yesterday	WHERE datetime([time_column], 'start of day') = datetime(current_time, 'start of day', '-1 day')
global	relative	day	in	last		until yesterday	WHERE datetime([time_column], 'start of day') <= datetime(current_time, 'start of day', '-1 day')
global	relative	day	in	last		since yesterday	WHERE datetime([time_column], 'start of day') >= datetime(current_time, 'start of day', '-1 day')
global	relative	day	in	this		today	WHERE datetime([time_column], 'start of day') = datetime(current_time, 'start of day', '-0 day')
global	relative	day	until	-		until {day} day ago	WHERE datetime([time_column]) <= datetime(current_time, '-{day} day')
global	relative	day	since	-		since {day} day ago	WHERE datetime([time_column]) >= datetime(current_time, '-{day} day')
global	absolute	year	in	-		in {year}	WHERE strftime('%Y', [time_column]) = '{year}'
global	absolute	year	until	-		until {year}	WHERE strftime('%Y', [time_column]) <= '{year}'

Continued on next page

Table 8: Full list of NL time expressions and their corresponding SQL time patterns. (Continued)

Time filter type	Expression type	Unit	Interval type	Option	NL time expression	SQL time pattern
global	absolute	year	since	-	since {year}	WHERE strftime('%Y', [time_column]) >= '{year}'
global	absolute	month	in	-	in {month}/{year}	WHERE strftime('%Y-%m', [time_column]) = '{year}-{month}'
global	absolute	month	until	-	until {month}/{year}	WHERE strftime('%Y-%m', [time_column]) <= '{year}-{month}'
global	absolute	month	since	-	since {month}/{year}	WHERE strftime('%Y-%m', [time_column]) >= '{year}-{month}'
global	absolute	day	in	-	on {month}/{day}/{year}	WHERE strftime('%Y-%m-%d', [time_column]) = '{year}-{month}-{day}'
global	absolute	day	until	-	until {month}/{day}/{year}	WHERE strftime('%Y-%m-%d', [time_column]) <= '{year}-{month}-{day}'
global	absolute	day	since	-	since {month}/{day}/{year}	WHERE strftime('%Y-%m-%d', [time_column]) >= '{year}-{month}-{day}'
global	mix	month	in	last	in {month}/last year	WHERE datetime([time_column], 'start of year') = datetime(current_time, 'start of year', '-1 year') AND strftime('%m', [time_column]) = '{month}'
global	mix	month	in	this	in {month}/this year	WHERE datetime([time_column], 'start of year') = datetime(current_time, 'start of year', '-0 year') AND strftime('%m', [time_column]) = '{month}'
global	mix	day	in	last	on {month}/{day}/last year	WHERE datetime([time_column], 'start of year') = datetime(current_time, 'start of year', '-1 year') AND strftime('%m-%d', [time_column]) = '{month}-{day}'
global	mix	day	in	this	on {month}/{day}/this year	WHERE datetime([time_column], 'start of year') = datetime(current_time, 'start of year', '-0 year') AND strftime('%m-%d', [time_column]) = '{month}-{day}'
global	mix	day	in	last	on last month/{day}	WHERE datetime([time_column], 'start of month') = datetime(current_time, 'start of month', '-1 month') AND strftime('%d', [time_column]) = '{day}'
global	mix	day	in	this	on this month/{day}	WHERE datetime([time_column], 'start of month') = datetime(current_time, 'start of month', '-0 month') AND strftime('%d', [time_column]) = '{day}'
within	-	-	-	-		
within	-	hospital	in	-	within the same hospital visit	WHERE [hospital_admission_id1] = [hospital_admission_id2]
within	-	ICU	in	-	within the same icu visit	WHERE [icu_admission_id1] = [icu_admission_id2]
within	-	year	in	-	within the same year	WHERE datetime([time_column1], 'start of year') = datetime([time_column2], 'start of year')
within	-	n_year	in	-	within {year} year	WHERE datetime([time_column2]) BETWEEN datetime([time_column1] AND datetime([time_column1], '+{year} year')
within	-	month	in	-	within the same month	WHERE datetime([time_column1], 'start of month') = datetime([time_column2], 'start of month')
within	-	n_month	in	-	within {month} month	WHERE datetime([time_column2]) BETWEEN datetime([time_column1] AND datetime([time_column1], '+{month} month')
within	-	day	in	-	within the same day	WHERE datetime([time_column1], 'start of day') = datetime([time_column2], 'start of day')
within	-	n_day	in	-	within {day} day	WHERE datetime([time_column2]) BETWEEN datetime([time_column1] AND datetime([time_column1], '+{day} day')
within	-	exact	in	-	at the same time	WHERE datetime([time_column1]) = datetime([time_column2])

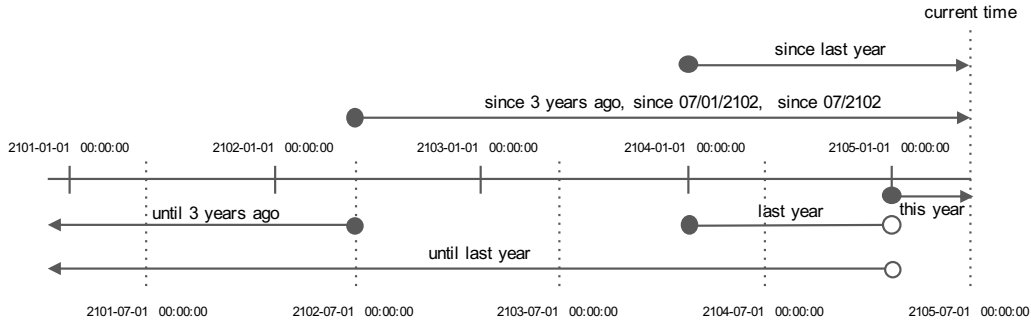
Continued on next page

Table 8: Full list of NL time expressions and their corresponding SQL time patterns. (Continued)

Time filter type	Expression type	Unit	Interval type	Option	NL time expression	SQL time pattern
exact	relative	exact	at	-	first	ORDER BY [time_column] ASC LIMIT 1
exact	relative	exact	at	-	second	ORDER BY [time_column] ASC LIMIT 1 OFFSET 1
exact	relative	exact	at	-	second to last	ORDER BY [time_column] DESC LIMIT 1 OFFSET 1
exact	relative	exact	at	-	last	ORDER BY [time_column] DESC LIMIT 1
exact	absolute	exact	at	-	at {year}-{month}-{day} {hour} :{minute}:{second}	WHERE datetime([time_column]) = '{year}-{month}-{day} {hour}:{minute}:{second}'

Time templates with the option “this” are not combined with the interval type of “since” or “until” because combining “this” with “since” is equivalent to combining “this” with “in” (*i.e.*, since this year is equivalent to this year). Additionally, combining “this” with “until” is equivalent to no time filter (*i.e.*, until this year is equivalent to no time filter).

In relative time expressions, the concept of N units before the current time is ambiguous because one year ago and the last year can differ depending on the context. Therefore, we strictly define “N units ago” as a time point exactly N units before the current time (*e.g.*, one year ago of the current time 2105-12-31 23:59:00 is 2104-12-31 23:59:00) and they can be combined with the “until” and “since” interval types. Figure 5 illustrates several time templates.



since last year	WHERE datetime([time_column], 'start of year') >= datetime('2105-07-01 00:00:00', 'start of year', '-1 year')
since 3 years ago	WHERE datetime([time_column]) >= datetime('2105-07-01 00:00:00', '-3 year')
since 07/01/2102	WHERE strftime('%Y-%m-%d', [time_column]) >= '2105-07-01'
since 07/2102	WHERE strftime('%Y-%m', [time_column]) >= '2105-07'
this year	WHERE datetime([time_column], 'start of year') = datetime('2105-07-01 00:00:00', 'start of year', '-0 year')
last year	WHERE datetime([time_column], 'start of year') = datetime('2105-07-01 00:00:00', 'start of year', '-1 year')
until 3 years ago	WHERE datetime([time_column]) <= datetime('2105-07-01 00:00:00', '-3 year')
until last year	WHERE datetime([time_column], 'start of year') <= datetime('2105-07-01 00:00:00', 'start of year', '-1 year')

Figure 5: Illustration of time templates.

### B.3 Template Combination

As question templates can be combined with multiple slots, we tagged each question to track what time templates and pre-defined values are combined to form the final question. Each tag ( $Q_{tag}$ ,  $O_{tag}$ , and  $T_{tag}$ ) represents Stages 0, 1, and 2 in Figure 3. Except for  $Q_{tag}$ , which indicates the question template,  $O_{tag}$  and  $T_{tag}$  have fixed numbers of placeholders that store each sampled template and value.  $O_{tag}$  stores nine different types of operation values in a tuple: ([age\_group], [agg\_function], [comparison], [n\_rank], [n\_survival\_period], [n\_times], [sort], [unit\_average], [unit\_count]), sampled in Stage 1.  $T_{tag}$  stores time templates in a tuple: ([time\_filter\_global1], [time\_filter\_global2], [time\_filter\_within], [time\_filter\_exact1], [time\_filter\_exact2]), sampled in Stage 2.

A full list of the operation values is reported in Table 9. Similar to time templates, the operation values have both NL expressions and SQL patterns.

Table 9: Pre-defined operation values.

Operation value type	NL operation expression	SQL operation pattern
[age_group]	20's	WHERE [age_col] BETWEEN 20 AND 29
	30's	WHERE [age_col] BETWEEN 30 AND 39
	40's	WHERE [age_col] BETWEEN 40 AND 49
	50's	WHERE [age_col] BETWEEN 50 AND 59
	60 or above	WHERE [age_col] >= 60
[age_function]	maximum	MAX
	minimum	MIN
	average	AVG
[comparison]	greater	>
	less	<
[n_rank]	three	3
	four	4
	five	5
[n_survival_period]	one year	1 * 365
	two year	2 * 365
	three year	3 * 365
	four year	4 * 365
	five year	5 * 365
[n_times]	two times	= 2
	two or more times	>= 2
[sort]	min	ORDER BY [sort_col] ASC LIMIT 1
	max	ORDER BY [sort_col] DESC LIMIT 1
[unit_average]	yearly	GROUP BY strftime('%Y',[time_col])
	monthly	GROUP BY strftime('%Y-%m',[time_col])
	daily	GROUP BY strftime('%Y-%m-%d',[time_col])
[unit_count]	days	1 *
	hours	24 *

## C SQL Labeling Details

Since the questions were collected independently of the database schema, our SQL labeling process required us to make numerous assumptions. Below is a list of the assumptions we made to label the queries.

### C.1 Shared Assumptions

- The age of a patient is calculated only once at each hospital admission time. Therefore, even if a patient stays more than a year without hospital discharge, the age remains the same.
- To count the number of patients or hospital (or ICU) visits, DISTINCT is used in the SELECT clause.
- The queries about the cost of or drug routes use DISTINCT.
- When retrieving a lab value or vital sign, only the value is returned, not the unit of measurement.
- DENSE\_RANK is used for ranking questions, meaning multiple items with the same ranks can be returned together. For example, a query asking about the top three frequent diagnoses may retrieve more than three diagnosis names when items with the same rank exist in the answer. Additionally, the retrieved results can be fewer than the expected number N when the number of diagnoses under some conditions is smaller than the expected number.
- When a question is related to both death and diagnosis, only the first diagnosis time is considered.
- When calculating the N-year survival rate, if a death record exists between the first diagnosis time and N years later, it counts as death. But if there is no death record within N years or the death happens after N years, it counts as survived.
- The current time and normal ranges of vital signs are post-processed after SQL generation so that they are independent of the modeling pipeline when the value changes.

- The vital signs we consider in the dataset are body temperature, SaO2, heart rate, respiratory rate, and blood pressures (systemic systolic, diastolic, and mean).

### C.1.1 Assumptions in MIMIC-III

- Diagnosis and procedure times are not available in the original database. To address this, we manually set diagnosis time as hospital admission time and procedure time as hospital discharge time. Thus, questions asking about current patients’ procedure time are excluded in the MIMIC-III questions.
- Among many items in the CHARTEVENTS table, we only use weight, height, and the seven vital sign values.
- We use INPUTEVENTS\_CV instead of INPUTEVENTS\_MV for input events as it contains more records and one time column per record (charttime), which is more closely aligned with eICU’s intakeoutput table.
- For input and output events, we only use values stored in milliliters (mL) in the case of numerical reasoning within or between input and output events.

### C.1.2 Assumptions in eICU

- Diagnosis and treatment tables have path-based names for each record. Instead of using them directly, the paths are further pre-processed to have shorter names.
- For vital signs, we choose the vitalperiodic table as it contains more records.
- Questions about drug dose are not considered in eICU as drug doses are stored in free-text (values and units are mixed).

## C.2 Mapping Between Condition Value Slots and Column Names

The mapping between condition value slots and column names in both MIMIC-III and eICU is shown in Table 10.

Table 10: Schema mapping in both MIMIC-III and eICU.

Condition value slots	MIMIC-III	eICU
{abbreviation}	d_icd_procedures.short_title d_icd_diagnoses.short_title	-
{admission_route}	admissions.admission_location	patient.hospitaladmitsource
{careunit}	transfers.curr_careunit	-
{culture_name}	microbiologyevents.spec_type_desc	microlab.culturesite
{diagnosis_name}	d_icd_diagnoses.short_title	diagnosis.diagnosisname
{drug_name}	prescriptions.drug_name	medication.drugname
{drug_route}	prescriptions.route	medication.routeadmin
{gender}	patients.gender	patient.gender
{intake_name}	d_items.label	intakeoutput.celllabel
{lab_name}	d_labitems.label	lab.labname
{lab_value}	labevents.valuenum	lab.labresult
{output_name}	d_items.label	intakeoutput.celllabel
{patient_id}	patients.subject_id	patient.uniquepid
{procedure_name}	d_icd_procedures.short_title	treatment.treatmentname
{vital_name}	d_items.label	-
{vital_value}	chartevents.valuenum	vitalperiodic.temperature, vitalperiodic.sao2, vitalperiodic.heartrate, vitalperiodic.respiration, vitalperiodic.systemicsystolic, vitalperiodic.systemicdiastolic, vitalperiodic.systemicmean
{ward_id}	transfers.curr_wardid	patient.wardid

<p>&lt;Question&gt;      How much of a difference is there in patient 2518's weight last measured on the current hospital visit compared to the second to last value measured on the current hospital visit?</p>	
<p>&lt;JOIN-based query&gt;</p> <pre> SELECT (   SELECT chartevents.valuenum   FROM chartevents   JOIN d_items   ON chartevents.itemid = d_items.itemid   JOIN icustays   ON chartevents.icustay_id = icustays.icustay_id   JOIN admissions   ON icustays.hadm_id = admissions.hadm_id   WHERE admissions.subject_id = 2518   AND d_items.label = 'admit wt'   AND d_items.linksto = 'chartevents'   AND admissions.disctime IS NULL   ORDER BY chartevents.charttime DESC LIMIT 1 ) - (   SELECT chartevents.valuenum   FROM chartevents   JOIN d_items   ON chartevents.itemid = d_items.itemid   JOIN icustays   ON chartevents.icustay_id = icustays.icustay_id   JOIN admissions   ON icustays.hadm_id = admissions.hadm_id   WHERE admissions.subject_id = 2518   AND d_items.label = 'admit wt'   AND d_items.linksto = 'chartevents'   AND admissions.disctime IS NULL   ORDER BY chartevents.charttime DESC LIMIT 1 OFFSET 1 ) </pre>	<p>&lt;Nesting-based query&gt;</p> <pre> SELECT (   SELECT chartevents.valuenum   FROM chartevents   WHERE chartevents.icustay_id IN (     SELECT icustays.icustay_id     FROM icustays     WHERE icustays.hadm_id IN (       SELECT admissions.hadm_id       FROM admissions       WHERE admissions.subject_id = 2518       and admissions.disctime is null     )   )   AND chartevents.itemid IN (     SELECT d_items.itemid     FROM d_items     WHERE d_items.label = 'admit wt'     AND d_items.linksto = 'chartevents'   )   ORDER BY chartevents.charttime DESC LIMIT 1 ) - (   SELECT chartevents.valuenum   FROM chartevents   WHERE chartevents.icustay_id IN (     SELECT icustays.icustay_id     FROM icustays     WHERE icustays.hadm_id IN (       SELECT admissions.hadm_id       FROM admissions       WHERE admissions.subject_id = 2518       and admissions.disctime is null     )   )   AND chartevents.itemid IN (     SELECT d_items.itemid     FROM d_items     WHERE d_items.label = 'admit wt'     AND d_items.linksto = 'chartevents'   )   ORDER BY chartevents.charttime DESC LIMIT 1 offset 1 ) </pre>

Figure 6: JOIN-based and nesting-based queries.

### C.3 Comparison Between JOIN-based and Nesting-based Queries

Unlike most other semantic parsing datasets, the SQL queries in EHRSQL are labeled in a nested manner. Table 6 shows a comparison between queries with the naive use of JOIN and nesting. In terms of query length, JOIN-based queries are much shorter, but it is hard to follow the semantics in the queries. However, even if the length of the queries is long, T5 models are able to fully generate a long sequence of SQL (see Table 12 for qualitative results). As for execution speed, the naive use of JOIN takes almost four times slower than a nesting-based query in some cases (0.04 vs. 0.15 secs), as shown in Figure 6.

## D Database Pre-processing Details

### D.1 Database Pre-processing Rules

- Patients aged 11 to 89 are included in the dataset.
- 1,000 patients are sampled to cover a greater number of medical events (MIMICSQL and emrKBQA use 100 patients).
- When the same type of value has multiple units of measurement, only the value with the most common unit is retained and other values are removed from the database.
- All records are lower-cased.

### D.2 Time-shifting Process

To include questions with relative time expressions, we manually time-shift each patient's hospital records. Specifically, we sample a random time point (between 2100 and 2105) to set the time of the first hospital visit. Then, we time-shift the whole patient records to the sampled time point while keeping all the record intervals the same. Additionally, we constrain the number of current patients to 10% of the total number of patients in patient sampling since any questions can be asked with relative time expressions, such as yesterday and last month.

### D.3 De-identification Process

Even though MIMIC-III and eICU are de-identified databases, they still contain patient-specific information. In our case, when one or more condition values are sampled along with a patient ID, there is a risk that the question and its paired SQL query might reveal patient-specific information. To avoid such risk, we randomly shuffle records of diagnosis, procedure, lab tests, prescription, chart events, input events, output events, microbiology tests, care units, and ward IDs across patients in the database, while keeping the time of the records the same.

## E Template Paraphrasing Pipeline

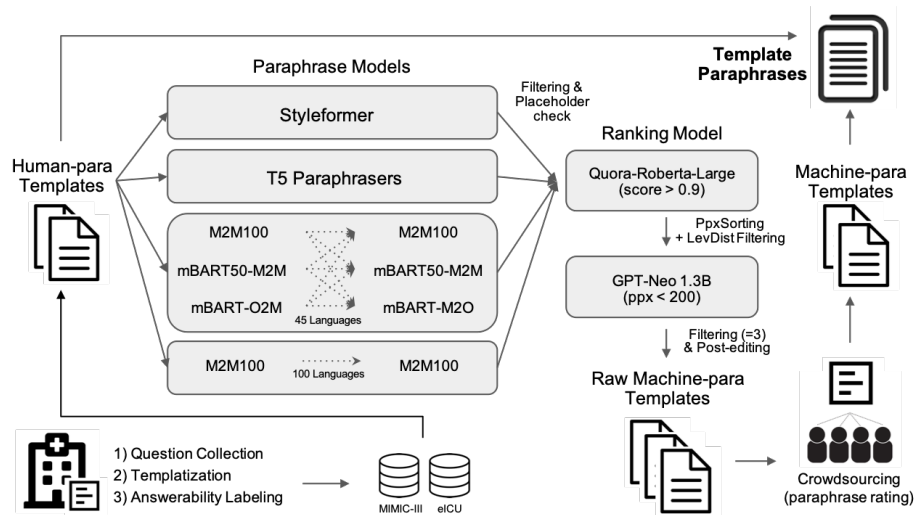


Figure 7: Template paraphrasing pipeline.

The overall template paraphrasing pipeline is illustrated in Figure 7.

## F Data Splitting

We constrain the training, validation, and test sets to contain all question templates, but the template paraphrases do not overlap between the splits.

- Training set: We provide more text-to-SQL pairs to question templates with a greater number of slots. Specifically, question templates with fewer than three slots are assigned thirty to sixty pairs. Questions with three or more slots and fewer than five receive forty to eighty pairs; questions with five or more slots receive fifty to one hundred pairs per question template.
- Validation set: The number of pairs per question template is sampled between four and five.
- Test set: Data sampling rules are identical to those of the validation set, except that we assign higher weights on the question templates that are considered important, which are labeled in “high,” “medium,” “low,” and “n/a” (not available) by a physician. With a score of 3 for “high,” 2 for “medium,” 1 for the rest, the final number of pairs in the test set is multiplied by the importance score for each question template.
- Unanswerable question: They are assigned to the validation and test sets so that each split makes up 33%.

## G Training Details

We use pre-trained T5-base models from Hugging Face<sup>13</sup> for both the no schema and schema versions. Without a schema, the model is trained to translate from natural questions to SQL queries. With a schema, we additionally append schema information to the questions. The training and evaluation configurations are in Table 11. All models are trained on NVIDIA GeForce RTX 3090s.

Table 11: T5-base fine-tuning configurations.

Training	
Total training step	100,000
Batch size	32
Max length	512
Optimizer	Adam
Learning rate	0.001
Learning rate scheduler	Fixed
Max gradient norm	1.0
Weight decay	1.0
Validation step	500
Evaluation	
Num beams	5
Repetition penalty	1.0
Length penalty	1.0

## H Qualitative Results

### H.1 SQL Generation by Question Complexity

Table 12 shows samples of generated SQL queries by the number of slots. A T5-base model trained on MIMIC-III can generate a very long sequence of SQL queries if they are seen in the training data. In most cases, the errors do not come from generating complex, long nested queries, but from failures in schema linking (identifying references of columns, tables, and condition values in natural utterances).

### H.2 SQL Generation with Different Time Expressions

Table 13 shows generated SQL samples with different time templates. The column *Seen vs. Unseen* indicates whether the exact question template ( $Q\_tag$ ) and time template ( $T\_tag$ ) combination is seen during training. Interestingly, the model can correctly generate SQL queries for both seen and unseen combinations.

### H.3 Falsely Executed and Refused Results

Table 14 and 15 show samples of falsely executed and refused questions, respectively. Falsely executed results are retrieved results of the model even though the input question is unanswerable (see Table 14). These errors are fatal mistakes that a healthcare QA system must avoid, as retrieving incorrect information may lead to wrong clinical decisions.

Table 15 shows refused results of the model. In some cases, the model might be able to generate the SQL query, but chooses not to execute it due to low confidence.

<sup>13</sup><https://huggingface.co/>



Table 12: SQL generation results by complexity.

Number of slots	Question	Real SQL	Generated SQL
1	what is the method for ingestion of danazol?	select distinct prescriptions.route from prescriptions where prescriptions.drug = 'danazol'	select distinct prescriptions.route from prescriptions where prescriptions.drug = 'ingestion of danazol'
2	how many patients were given temporary tracheostomy?	select count( distinct admissions.subject_id ) from admissions where admissions.hadm_id in ( select procedures_icd.hadm_id from procedures_icd where procedures_icd.icd9_code = ( select d_icd_procedures.icd9_code from d_icd_procedures where d_icd_procedures.short_title = 'temporary tracheostomy' ) )	select count( distinct admissions.subject_id ) from admissions where admissions.hadm_id in ( select procedures_icd.hadm_id from procedures_icd where procedures_icd.icd9_code = ( select d_icd_procedures.icd9_code from d_icd_procedures where d_icd_procedures.short_title = 'procedures_icd' ) )
2	tell me the length of the hospital stay of the last hospital stay of patient 3745.	select strfime('%J.admissions.disctime) - strfime('%J.admissions.admittime) from admissions where admissions.subject_id = 3745 and admissions.disctime is not null order by admissions.admittime desc limit 1	select strfime('%J.admissions.disctime) - strfime('%J.admissions.admittime) from admissions where admissions.subject_id = 3745 and admissions.disctime is not null order by admissions.admittime desc limit 1
4	tell me the percentile of mcv 97.0 in patients of the same age as patient 2127 during the last hospital visit?	select distinct t1.c1 from ( select labevents.valuenum, percent_rank() over ( order by labevents.valuenum ) as c1 from labevents where labevents.itemid in ( select d_labitems.itemid from d_labitems where d_labitems.label = 'mcv' ) and labevents.hadm_id in ( select admissions.hadm_id from admissions where admissions.age = ( select admissions.age from admissions where admissions.subject_id = 2127 and admissions.disctime is not null order by admissions.admittime desc limit 1 ) ) ) as t1 where t1.valuenum = 97.0	select distinct t1.c1 from ( select labevents.valuenum, percent_rank() over ( order by labevents.valuenum ) as c1 from labevents where labevents.itemid in ( select d_labitems.itemid from d_labitems where d_labitems.label = 'mcv' ) and labevents.hadm_id in ( select admissions.hadm_id from admissions where admissions.age = ( select admissions.age from admissions where admissions.subject_id = 2127 and admissions.disctime is not null order by admissions.admittime desc limit 1 ) ) ) as t1 where t1.valuenum = 97.0
6	what's the potassium change/difference of patient 99747 second measured on the last hospital visit compared to the first value measured on the last hospital visit?	select ( select labevents.valuenum from labevents where labevents.hadm_id in ( select admissions.hadm_id from admissions where admissions.subject_id = 99747 and admissions.disctime is not null order by admissions.admittime desc limit 1 ) and labevents.itemid in ( select d_labitems.itemid from d_labitems where d_labitems.label = 'potassium' ) order by labevents.charttime asc limit 1 offset 1 ) - ( select labevents.valuenum from labevents where labevents.hadm_id in ( select admissions.hadm_id from admissions where admissions.subject_id = 99747 and admissions.disctime is not null order by admissions.admittime desc limit 1 ) and labevents.itemid in ( select d_labitems.itemid from d_labitems where d_labitems.label = 'potassium' ) order by labevents.charttime asc limit 1 )	select ( select labevents.valuenum from labevents where labevents.hadm_id in ( select admissions.hadm_id from admissions where admissions.subject_id = 99747 and admissions.disctime is not null order by admissions.admittime desc limit 1 ) and labevents.itemid in ( select d_labitems.itemid from d_labitems where d_labitems.label = 'potassium' ) order by labevents.charttime asc limit 1 offset 1 ) - ( select labevents.valuenum from labevents where labevents.hadm_id in ( select admissions.hadm_id from admissions where admissions.subject_id = 99747 and admissions.disctime is not null order by admissions.admittime desc limit 1 ) and labevents.itemid in ( select d_labitems.itemid from d_labitems where d_labitems.label = 'potassium' ) order by labevents.charttime asc limit 1 )

Table 13: SQL generation results with different time expressions.

Question	Real SQL & Generated SQL	Q_tag × T_tag	Seen vs. Unseen
the first care unit of patient 46422 since 2101 is?	select transfers.careunit from transfers where transfers.hadm_id in ( select admissions.hadm_id from admissions where admissions.subject_id = 46422 ) and transfers.careunit is not null and strfime('%Y',transfers.intime) >= '2101' order by transfers.intime asc limit 1	what was the [time_filter_exact1] careunit of patient {patient_id} [time_filter_global1]? x ( 'abs-year-since', ", ", 'exact-first', " )	seen
what is the first careunit that patient 53089 stayed on the last hospital encounter?	select transfers.careunit from transfers where transfers.hadm_id in ( select admissions.hadm_id from admissions where admissions.subject_id = 53089 and admissions.disctime is not null order by admissions.admittime desc limit 1 ) and transfers.careunit is not null order by transfers.intime asc limit 1	what was the [time_filter_exact1] careunit of patient {patient_id} [time_filter_global1]? x ( 'rel-hosp-last', ", ", 'exact-first', " )	unseen
count the number of patients that were prescribed aspirin ec within 2 months after having received a venous cath nec procedure until 4 years ago.	select count( distinct t1.subject_id ) from ( select admissions.subject_id, procedures_icd.charttime from procedures_icd join admissions on procedures_icd.hadm_id = admissions.hadm_id where procedures_icd.icd9_code = ( select d_icd_procedures.icd9_code from d_icd_procedures where d_icd_procedures.short_title = 'venous cath nec' ) and datetime(procedures_icd.charttime) <= datetime('2105-12-31 23:59:00', '-4 year' ) ) as t1 join ( select admissions.subject_id, prescriptions.startdate from prescriptions join admissions on prescriptions.hadm_id = admissions.hadm_id where prescriptions.drug = 'aspirin ec' and datetime(prescriptions.startdate) <= datetime('2105-12-31 23:59:00', '-4 year' ) ) as t2 on t1.subject_id = t2.subject_id where t1.charttime < t2.startdate and datetime(t2.startdate) between datetime( t1.charttime ) and datetime(t1.charttime, '+2 month' )	count the number of patients who were prescribed {drug_name} [time_filter_within] after having received a {procedure_name} procedure [time_filter_global1]. x ( 'rel-year-until', ", ", 'within-n_month', " , " )	seen
how many patients were prescribed levothyroxine sodium within 2 months since 2105 after the procedure of cath base invas ep test.	select count( distinct t1.subject_id ) from ( select admissions.subject_id, procedures_icd.charttime from procedures_icd join admissions on procedures_icd.hadm_id = admissions.hadm_id where procedures_icd.icd9_code = ( select d_icd_procedures.icd9_code from d_icd_procedures where d_icd_procedures.short_title = 'cath base invas ep test' ) and strfime('%Y',procedures_icd.charttime) >= '2105' ) as t1 join ( select admissions.subject_id, prescriptions.startdate from prescriptions join admissions on prescriptions.hadm_id = admissions.hadm_id where prescriptions.drug = 'levothyroxine sodium' and strfime('%Y',prescriptions.startdate) >= '2105' ) as t2 on t1.subject_id = t2.subject_id where t1.charttime < t2.startdate and datetime(t2.startdate) between datetime( t1.charttime ) and datetime(t1.charttime, '+2 month' )	count the number of patients who were prescribed {drug_name} [time_filter_within] after having received a {procedure_name} procedure [time_filter_global1]. x ( 'abs-year-since', " , 'within-n_month', " , " )	unseen

#### H.4 Entropy Distribution of the Model Outcome

Figure 8 shows the maximum entropy values generated from T5. As the ground-truth labels (ANS: answerable; UnANS: unanswerable) indicate, the distributions of entropy values between answerable and unanswerable questions are significantly different (< 0.001 with the Mann-Whitney U test). Similar patterns are observed in models trained on eICU.

Table 14: Falsely executed results.

Question	Real SQL	Generated SQL	Retrieved Answer	Comment
what was the duration of the packed cell transfusion procedure for patient 9566?	nan	select strftime('%J',admissions.disctime) - strftime('%J',procedures_icd.charttime) from procedures_icd where procedures_icd.icd9_code = ( select d_icd_procedures.icd9_code from d_icd_procedures where d_icd_procedures.short_title = 'packed cell transfusion' )		Execution error
how long did it take to get venous cath nec for patient 31854?	nan	select strftime('%J',admissions.disctime) - strftime('%J',admissions.admittime) from admissions where admissions.subject_id = 31854 and admissions.disctime is not null order by admissions.admittime asc limit 1	[(8.611111111100763,)]	Incorrect answer retrieved

Table 15: Refused results of both correct and incorrect samples.

Question	Real SQL	Generated SQL	Comment
how many patients were prescribed with magnesium sulfate within the same month after the treatment of cont inv mec ven <96 hrs?	select count( distinct t1.subject_id ) from ( select admissions.subject_id, procedures_icd.charttime from procedures_icd join admissions on procedures_icd.hadm_id = admissions.hadm_id where procedures_icd.icd9_code = ( select d_icd_procedures.icd9_code from d_icd_procedures where d_icd_procedures.short_title = 'cont inv mec ven <96 hrs' ) as t1 join ( select admissions.subject_id, prescriptions.startdate from prescriptions join admissions on prescriptions.hadm_id = admissions.hadm_id where prescriptions.drug = 'magnesium sulfate' ) as t2 on t1.subject_id = t2.subject_id where t1.charttime < t2.startdate and datetime(t1.charttime, 'start of month') = datetime(t2.startdate, 'start of month')	select count( distinct t1.subject_id ) from ( select admissions.subject_id, procedures_icd.charttime from procedures_icd join admissions on procedures_icd.hadm_id = admissions.hadm_id where procedures_icd.icd9_code = ( select d_icd_procedures.icd9_code from d_icd_procedures where d_icd_procedures.short_title = 'cont inv mec ven <96 hrs' ) as t1 join ( select admissions.subject_id, prescriptions.startdate from prescriptions join admissions on prescriptions.hadm_id = admissions.hadm_id where prescriptions.drug = 'magnesium sulfate' ) as t2 on t1.subject_id = t2.subject_id where t1.charttime < t2.startdate and datetime(t1.charttime, 'start of month') = datetime(t2.startdate, 'start of month')	Correctly generated but refused
how is naproxen taken?	select distinct prescriptions.route from prescriptions where prescriptions.drug = 'naproxen'	select inputevents_cv.amount from inputevents_cv where inputevents_cv.icustay_id in ( select icustays.icustay_id from icustays where icustays.hadm_id in ( select admissions.hadm_id from admissions where admissions.subject_id = naproxen ) ) and inputevents_cv.itemid in ( select d_items.itemid from d_items where d_items.label = 'nproxen' and d_items.linksto = 'inputevents_cv'	Incorrectly generated and refused

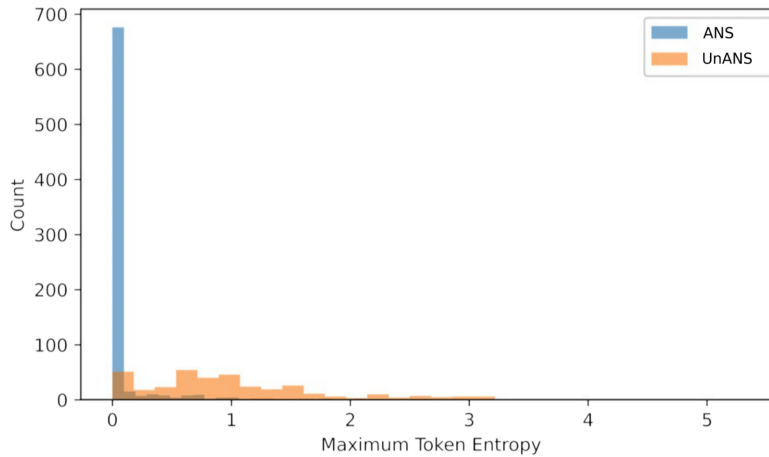


Figure 8: Distribution of entropy values generated from T5.

## I Author statement

The authors of this paper bear all responsibility in case of violation of rights, etc. associated with the EHRSQL dataset.