

Infusing Commonsense World Models with Graph Knowledge

Alexander Gurung*
Georgia Institute of Technology

Mojtaba Komeili
Meta AI

Arthur Szlam†
Meta AI

Jason Weston
Meta AI

Jack Urbanek
Meta AI

Abstract

While language models have become more capable of producing compelling language, we find there are still gaps in maintaining consistency, especially when describing events in a dynamically changing world. We study the setting of generating narratives in an open world text adventure game, where a graph representation of the underlying game state can be used to train models that consume and output both grounded graph representations and natural language descriptions and actions. We build a large set of tasks by combining crowd-sourced and simulated gameplays with a novel dataset of complex actions in order to construct such models. We find it is possible to improve the consistency of action narration models by training on graph contexts and targets, even if graphs are not present at test time. This is shown both in automatic metrics and human evaluations. We plan to release our code, the new set of tasks and best performing models.

1 Introduction

While recent work has found the genre of text-adventure games to be a fruitful source for collecting rich context-dependent datasets, these games often suffer from one of two problems. Some rely on a rule-based game engine and thus have high fidelity but extremely restricted or formulaic responses, such as in TextWorld (Côté et al., 2018), and JerichoWorld (Ammanabrolu and Riedl, 2021). Others use a generative model and suffer from failures in consistency and commonsense reasoning in order to handle an open set of actions, such as can be observed in AI Dungeon 2 (Latitude AI, 2019). We aim to combine the benefits of these two approaches while mitigating the drawbacks by grounding the generations with a knowledge graph and training our model on novel grounding tasks.

We focus on the rule-based text-adventure game environment LIGHT (Urbanek et al., 2019). LIGHT is a collection of text adventure game settings, elements, and in-game dialogues, as well as a functioning text adventure game engine based on a graph state. It includes 100s of locations, over 1000 characters and over 500k recorded in-game dialogue utterances and interactions in a rich open world, that can all be used for training models.

We use the LIGHT game engine to provide the game state and known transitions, and additionally collect entirely novel interactions not covered by the original engine. Leveraging these we aim to show how fine-tuning on grounding tasks can produce language models capable of understanding the relationships between actions and their environment in the real-world.

We first represent the internal game state using a graph, thus providing explicit information on details such as character and item attributes that we can include in a model’s context during training. Following Liu et al. (2021), this representation takes the form of triples describing a relationship as $\langle \text{Item}, \text{Edge}, \text{Value} \rangle$. We then construct a dataset based on game locations which were collected via crowdworkers in order to improve a model’s internal representation of an environment. By removing elements of the graph or context and asking the model to predict the missing elements, we hope a model learns what *could* or *should* be in a room but simply is not stated. We follow a similar procedure for creating tasks concerning game states and narrations following actions using a dataset of game playthroughs.

We further collect a new dataset, USEEVENTS, containing multi-object actions and their corresponding narrations and effect on the world. These complex interactions are not commonly found in rule-based text-adventure game engines. By including this new dataset in our tasks we hope to improve the adaptability of our models and reduce

*Work done during a Meta AI residency

† Work done while at Meta AI

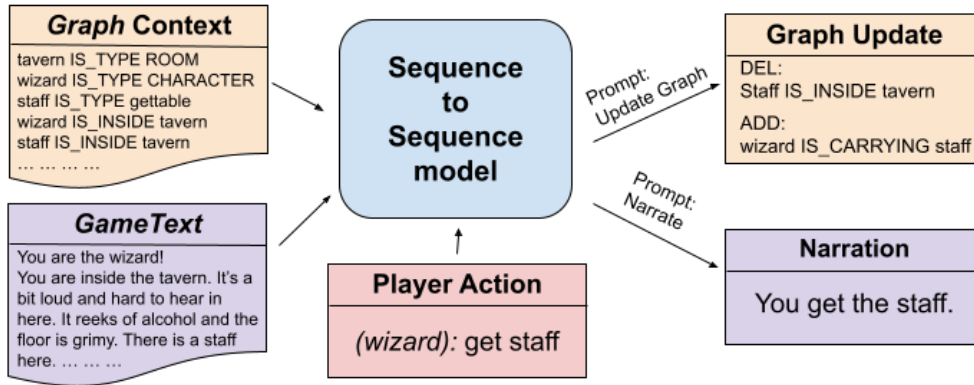


Figure 1: **World models with graph knowledge**: we train a sequence to sequence model with both text narration and graph representation formats to infuse commonsense into the model. Even if graph information is not available in the context at inference time, such models can still outperform models trained without graph knowledge.

its reliance a limited set of coded actions.

We then fine-tune a sequence to sequence model (Sutskever et al., 2014) on various combinations of the above datasets. Our setup is summarized in Figure 1. After selecting the best performing models via automatic metrics, we find that the best model according to human evaluators was trained with graph grounding, even when it is not present during evaluation. We further analyze the qualitative differences between these models. We plan to make our entire setup, code and best models publicly available.

In short, our contributions are as follows:

1. We introduce a graph-text representation of LIGHT’s internal game state, and use this representation to build a variety of action and environment tasks with the goal of grounding a model’s understanding of its world.
2. We collect a new dataset of USEEVENTS to expand to an open-world set of actions and narrations.
3. We show that a combination of the above can outperform non-grounded language model generation methods as measured by both automatic metrics and human evaluations.

2 Related Work

2.1 Text-Adventure Games

Text-adventure games like TextWorld (Côté et al., 2018), JerichoWorld (Ammanabrolu and Riedl, 2021), and LIGHT (Urbanek et al., 2019) have all found success as testbeds for progress in reinforcement learning (RL), language understanding

and generation. TextWorld and JerichoWorld focus primarily on RL interactions in classic text adventure games, and LIGHT more directly focuses on language by incorporating dialogue in a multi-agent setting. Collecting quality data and evaluating RL models can be easier in these rich and simulatable environments, and prior work has demonstrated potential avenues for improvements in dialogue agents (Prabhumoye et al., 2020), and narrative generations (Ammanabrolu et al., 2019) in this domain.

2.2 Commonsense Reasoning

Commonsense reasoning research like that of CommonGen (Lin et al., 2019), SWAG/HellaSWAG (Zellers et al., 2018, 2019) has traditionally relied on crowdsourced datasets collected from online data or from crowdsourced scenarios. ATOMIC (Sap et al., 2019) extended this methodology by proposing *if-then* relationships between events, personas, and mental states. However, in the real-world contextual information about one’s environment is often crucial in predicting the result of an action.

To better represent this grounded form of commonsense reasoning, PIGLeT (Zellers et al., 2021) operated in a simulated 3D environment THOR by grounding language models (which communicate with physical dynamics models) via action triples. We use a related methodology in a text-adventure game setting where, with the addition of environment-specific grounding tasks, we can improve over traditional commonsense reasoning approaches.

3 Grounding with Graph Knowledge

3.1 Graph Representation

Internally in the LIGHT text adventure game engine, similarly to other game engines, a given location is represented by nested objects and characters each with their own attributes. This gives the LIGHT context graph a tree structure. This structure is then used to generate a text representation of the state. However, this transformation is lossy and does not contain all of the details that encode the full game state. We will call this context provided to a player during gameplay the *GameText*.

In order to provide language models with an easily interpretable and complete representation of the game engine graph structure, we flatten the graph and represent all relationships as triples. For example, a coin inside of a box would be represented by `<COIN, IS_INSIDE, BOX>` and a wizard's description would be represented by `<WIZARD, HAS_DESCRIPTION, The wizard is wearing a pointy blue hat.>`. We refer to a newline-separated list of these triples as the *Graph*.

When training models, we can build tasks that provide both the *GameText* and the *Graph* as context, alongside a task-specific prompt. Tasks that require modifying the graph by adding or removing tuples have an additional *ADD:* or *DEL:* token prepended to each update line to signify the type of graph modification. For example, after executing "wizard get staff" the label would have both "ADD: wizard IS_CARRYING staff" and "DEL: staff IS_INSIDE room". A complete example can be seen in Appendix Figure 3.

We find this graph representation to be easy to construct, interpret, and most importantly, for the models to learn from. However, one limitation of this approach is its dependence on the size of the context as particularly complex locations or long game histories can easily become larger than the context allows of a standard language model. In almost all cases concatenating the most recent information was sufficient for our purposes, but future work could for example use a more complex retrieval mechanism to resolve this issue.

3.2 Dataset Construction

3.2.1 Action Tasks

The first group of tasks we build are Action Tasks, whose goal it is to improve the model's understanding of how actions change the environment. These

tasks are often the most difficult and most important to get right from a user's perspective, as the possible set of actions and consequences is very large and incorrect predictions can dramatically reduce the playability of the game. We define two classes of Action task, where we provide both the *GameText* and the *Graph* as context in each.

Graph Update Tasks ask the model to predict changes to the game's graph (as represented by our graph-text triples) given a character attempting to perform an action. We produce this task by partially rolling out episodes from the initial LIGHT dialogues database. We then set the next action from the dialogue as the target (for **GameActions** tasks) or from a random set (for **SelfPlay** tasks). We then use the LIGHT engine to compute the next graph state. Then we use the game state both before and after the action to compute the difference caused by the action. We call this change a Graph Update, and it serves as the label for the task. By learning this task we intend to ground a model's understanding of causality into specific changes, e.g. an item changing owners or an item's attributes changing.

Narration Tasks ask a model to provide a rich text description of the result from a character's action. This is the description a user would see when playing the game, and is also the subject of our human evaluations. A traditional action-to-description model would be trained exclusively on this task. However, in this work we explore whether simultaneously learning grounding objectives can improve performance on this task as well.

3.2.2 Environment Tasks

The second group of tasks are Environment Tasks, whose goal is to ground a model's understanding of the environment itself. We create these tasks by randomly removing elements from known graphs and asking the model to predict the missing elements using prior game rounds and the rest of the graph as context.

Element Tasks ask the model to provide a new element of that class using our graph-text triples. For example, we might ask a model to predict a character it believes could reasonably exist in this location but is not in the given context, or to predict an item that may be inside a container, again given other relevant context. As, for example, the placement of a hat on a character or inside other objects is important for understanding whether an action using it is possible, this related task is intended

Action	Phrase	tie rope to wood stake	
	Narration	You tie the rope to each end of the wood stake. You can carry it on your back now.	
	Alternate	You tie the rope to each end of the stake and sling it across your back.	
	External	{actor} ties a rope to each end of a sharpened wooden stake and slings it across their back.	
Initial Objects	Primary	name	rope
		description	a small length of tough rope
	Secondary	name	sharpened wooden stake
		description	The wood stake has a sharp end, it looks really dangerous. It looks new and its made out of a snakewood tree.
Final Objects	Name	sharpened wooden stake	
	Description	The wood stake has a sharp end. It's new and made out of a snakewood tree. It has a piece of rope tied to each end, forming a sling.	
	Location	Worn by {Actor}	
	Attribute Changes	+Wearable	

Table 1: Example from the newly collected USEEVENTS dataset. Annotators were separately asked to create an action and then to ground that action. We can then use the complete set of groundings to know both the prerequisite and resultant graph states for a given action, as well as expected usage phrases and narrations.

to teach the model to focus on the presence and location of elements.

Attribute Tasks ask the model to provide attributes for elements in the room at the current time step, like $\langle box, IS_CONTAINER, true \rangle$ for attributes in the LIGHT data model and $\langle torch, HAS_ATTRIBUTE, burnable \rangle$ for arbitrary attributes. We hypothesize that these tasks will help the model pay attention to underlying attributes of objects that may be relevant to future actions. For example, you may eat an orange or store a gold coin in a jar, but you are unlikely to eat a jar or store a gold coin in an orange. Some attributes may change after actions take place, for instance a torch would lose the attribute *Lit* after the action *Extinguish torch in lake*, so the model must also learn to look at the prior game history to fill in missing information.

3.2.3 USEEVENTS Dataset

An inherent limitation of game engine-based datasets is their reliance on the action set of the game engine. As a result, the space of possible actions is restricted to the actions manually implemented in the codebase. One of the clearest examples of this restriction is in multi-object actions like *roast fish over firepit*, which does not exist in the game engine action set. Another result of this restriction is the formulaic nature of narrations created via playthroughs.

To ensure that our models are able to handle more complex actions and produce interesting narrations we collect a new dataset of USEEVENTS. Each UseEvent is an action with the base form *use x with y* complete with:

- a natural rephrasing of the base form
- constraints for this action
- attributes that change after this action
- a human-written narration of the action taking place

We crowdsource the dataset in stages, reaching a total of 10,000 fully defined USEEVENTS. Our staged approach allows us to have diverse and interesting events with complex grounding. One example can be seen in Table 1, with additional examples in Appendix D. A complete discussion of the collection process can be found in Appendix B.

Using the information collected we can simulate these actions in the LIGHT game engine, inserting the objects and constraints as necessary. We incorporate these simulations during training for the Action Tasks to improve narration quality and the models' understanding of action consequences, but do not incorporate these simulations in Environment Tasks as the inserted objects/constraints may not make logical sense in context.

3.2.4 Dataset and Task Statistics

We include the complete set of dataset statistics for the training splits of our datasets in Table 2. This displays details for the input and labels for each of our tasks. The **GameActionsNarration**, **SelfPlayActionsNarration**, **InvalidSelfPlayNarration**, and **UseEventActionsNarration** tasks comprise the **Narration Tasks**. The **GameActions**, **SelfPlayActions**, **InvalidSelfPlay**, and **UseEventActions** tasks comprise the **Graph Update Tasks**. All remaining tasks are part of the **Environment Task** set.

Task		Av. Length	Tokens	Unique Tokens	Unique Utterances	Utterances
AddCharacterCarrying	input	1722	7067606	15648	4105	4105
	labels	11.96	49102	1550	2669	4105
AddCharacterDescription	input	1423	20148798	11658	14123	14156
	labels	16.53	234004	5571	1878	14156
AddCharacterPersona	input	1419	20093747	11694	14090	14156
	labels	24.87	352124	4867	1401	14156
AddCharacter	input	1262	17885361	11736	14114	14170
	labels	9.453	133945	1568	2517	14170
AddCharacterWearing	input	1651	3882027	11988	2351	2351
	labels	12.03	28292	1009	1359	2351
AddCharacterWielding	input	1661	1538167	9861	926	926
	labels	12.06	11171	655	613	926
AddObjectContains	input	1662	452005	5771	272	272
	labels	11.64	3167	254	163	272
AddObjectDescription	input	1425	20164728	11686	14118	14154
	labels	14.52	205505	4522	2079	14154
AddObject	input	1346	19062005	11717	14115	14160
	labels	10.48	148388	1506	2499	14160
ObjectsAttributes	input	1439	20382133	11728	14150	14161
	labels	12.21	172969	1149	5224	14161
RoomBackstory	input	1391	19681348	10968	14003	14152
	labels	46.82	662660	3611	454	14152
RoomDescription	input	1388	19637390	10881	13820	14149
	labels	50.16	709730	3876	459	14149
GameActions	input	1389	1767204	10307	1272	1272
	labels	13.33	16952	1112	549	1272
GameActionsNarration	input	1376	1770583	10242	1287	1287
	labels	6.81	8765	1012	1114	1287
InvalidSelfPlay	input	1621	8486835	15209	5235	5236
	labels	4.893	25620	438	92	5236
InvalidSelfPlayNarration	input	1622	8491983	15208	5235	5236
	labels	13.09	68523	1711	4177	5236
SelfPlayActions	input	1848	104756348	15208	56633	56683
	labels	15.31	867942	2241	8152	56683
SelfPlayActionsNarration	input	1849	104812888	15207	56633	56683
	labels	7.251	411004	2058	22569	56683
UseEventActions	input	1565	13322267	17398	8512	8512
	labels	185.8	1581621	13798	7060	8512
UseEventActionsNarration	input	1570	13360750	17385	8512	8512
	labels	24.83	211317	9571	8512	8512
ALL	input	1614	426763460	22776	263514	264333
	labels	22.35	5907548	19420	72418	264333

Table 2: Dataset Statistics for all of our constructed tasks. Values are reported for the training splits in each case.

Here we can see that USEEVENTS narrations for instance are much longer (24.83 tokens) than Game Action narrations (6.81 tokens).

We additionally note that the USEEVENTS tasks have 500 additional examples in each of a *valid*, *test*, and *unseen test* split. In this case, we define the “unseen test” split to be one where neither of the objects that appear in the interaction are present anywhere in the *train* split.

3.3 Model Setup

We perform experiments on our task setups using BART (Lewis et al., 2020) as our language model architecture.

We find that our results are sensitive to the relative weighting of our variety of tasks, but are

largely very capable of learning our graph-text representation and making cohesive predictions using its format. As every type of edge in the *Graph* can be dropped out, initial ablations to provide an experimental setting led us to the dropout configuration described in Appendix Table 5. After freezing these options for training, we consider three sets of input tasks:

- **Narrations Only:** using Narrations Tasks for both LIGHT game events and USEEVENTS.
- **Narrations and Graph Updates:** using Action Tasks for both LIGHT game events and USEEVENTS and to predict both Narrations and Graph Updates.
- **Narrations, Updates, and Environment:**

id	Training Task	Graph Dropout	Game Action Narration	Game Action Graph Update	USEEVENTS Narration	USEEVENTS Graph Update	Graph-less Game Action Narration	Graph-less USEEVENTS Narration
A	Narrations	100%	1.346	-	6.028	-	1.282	6.297
B	Only	50%	1.407	-	6.043	-	1.265	6.351
C		25%	1.226	-	5.967	-	1.250	6.360
D	Narrations +	100%	1.305	1.415	6.014	2.486	1.279	6.182
E	Graph Updates	50%	1.293	1.234	5.771	2.243	1.258	6.060
F		25%	1.315	1.221	5.789	2.202	1.237	6.251
G	Narrations +	100%	1.380	1.216	6.400	2.322	1.351	6.609
H	Graph Updates +	50%	1.289	1.189	5.908	2.139	1.261	6.170
I	Environment	25%	1.195	1.171	5.839	2.025	1.264	6.274

Table 3: Automatic Evaluation Results: We report the perplexity of models evaluated on Narrations and Graph Updates for standard Game Actions as well as USEEVENTS, alongside predicting Narrations without any graph content (“Graph-less”) at evaluation time.

using all of the tasks, thus providing additional grounding with the Environment Tasks.

We also test three options for dropping the *Graph* from input context: removing it entirely in 25%, 50% or 100% of examples. We do not consider a dropout of 0% as we would like to test if learning the *Graph* improves performance even when the *Graph* is not provided in the context.

The combination of Narrations Only and a *Graph* dropout of 100% represents our baseline, a model trained to predict narrations that has never seen the direct graph context.

4 Evaluation and Results

A core research question in this work is to evaluate if models trained with *Graph* context and on graph-grounding tasks perform better than language models that are not trained on either *Graph* inputs or targets, and whether or not those trends remain even without having *Graph* access in the context at inference time.

4.1 Automatic Metrics

We first measure perplexity over four tasks and two ablations: Game Action Narrations, Game Action Updates, USEEVENT Narrations, USEEVENT Graph Updates, and versions of the two narrations tasks with the *Graph* context entirely omitted. Model A serves as our baseline, and the graphless settings are our core tests. Note that outside the Graphless cases, models are tested with the same graph dropout setting as they are trained on.

Results are reported in Table 3. The best performing model across many automatic metrics is Model I, with best performance across all Graph

Updates Tasks. Models E and F perform best in the graphless tests of USEEVENTS and Game Actions respectively. Thus, we find that training with graph knowledge generally provides better performance, even in the case where this knowledge is not given at inference time.

We generally see good perplexity performance on our Game Action Tasks, with both narrations and Graph Updates at low values. USEEVENT narrations have a significantly higher perplexity than the more formulaic Game Action narrations, and USEEVENT graph updates have a notably higher perplexity than game actions.

This follows expectations, as all Game Actions are themselves built from a formulaic set of templates, and should be somewhat easily learnable. USEEVENT graph updates are more diverse and much longer than Game Actions graph updates, but they are built from the same dictionary of triples. USEEVENT narrations, in comparison, are the most varied task and have the highest perplexity values.

4.2 Human Evaluation

We collected human evaluations of our best performing models by asking crowdworkers to take a single turn in LIGHT using the model as a game engine, where they then annotate the predicted narrations for consistency with the environment and with the entered action. In this case being inconsistent *with the action* means that the returned narration’s outcome does not follow from the requested action, for instance “chop tree with the axe” returning responses like “You pick up the axe” or “You eat the apple”. Being inconsistent *with the setting* means the returned narration’s outcome does not follow from what one expects of the setting, for

id	Training Task	Human Evaluations				Automatic Evaluation of Narrations			
		Graph Dropout	Action	Inconsistent Setting	All Good	With <i>Graph</i>		Without <i>Graph</i>	
						PPL	F1	PPL	F1
I	All	25%	0.04	0.23	0.72	1.107	0.934	1.261	0.612
E	Narration + Graph Updates	50%	0.18	0.33	0.57	1.148	0.897	1.258	0.639
A	Narration Only	100%	0.20	0.23	0.57	-	-	1.282	0.666
H	All	50%	0.25	0.24	0.51	1.151	0.910	1.261	0.660
F	Narration + Graph Updates	25%	0.06	0.53	0.44	1.170	0.847	1.237	0.675

Table 4: Human Evaluation Results: We evaluate a subset of the models in the setting without graph information given in the context, 100 interactions each. We report the fraction of evaluators that marked responses as inconsistent with the setting, inconsistent with the action, both, or good. We also include comparison automatic metrics for our Graph Actions Narrations task with and without *Graph* access.

instance “eat the apple” returning “You can’t eat that!” or “You don’t have an apple to eat” when the context notes the character is holding an apple. Workers were able to mark each turn with multiple problem labels. The task interface is shown in Figure 2.

For this stage we chose Model **A** to be the baseline, and models **I**, **E**, and **F** as top performing models that were trained with graph grounding tasks. We additionally test model **H**, which was our highest performing model on Game Action Narrations without *Graph* in context of our models trained on all tasks.

Results are provided in Table 4. We report the proportion of examples marked with two core failure modes, inconsistent action and inconsistent setting, alongside the proportion of events with no issues marked. We additionally provide additional automatic metrics for these models, both perplexity and F1 overlap for Game Action Narrations where the *Graph* context is never dropped out and always dropped out, for the purpose of comparison.

Model **I**, a model trained on all of our grounding tasks, notably outperforms all of the other models on All Good and the other human evaluation metrics, and also interestingly has the best performance on all Game Action Narration with *Graph* context metrics.

4.3 Analysis

4.3.1 Human Evaluation Behaviors

There were a few notable evaluator behaviors during the human evaluations that make it different from the training setup. The first one is that over 80% of the test interactions workers provided were ‘single-target’, using one element in their target. These events, like “knock on door”, are entirely unlike the USEEVENTS data. Roughly half of these were directly verbs already covered in the LIGHT game engine, while the rest were either synonym

verbs (like ‘swing at tiger’ instead of ‘hit tiger’) or entirely new verbs (like a spider that asked to ‘climb the wall’). Secondly, nearly all (>95%) of the interactions evaluators used would be expected to occur successfully in the setting, whereas our training set had a higher proportion of invalid actions.

From this perspective, we suspect that the Game Action automatic metrics are a closer indicator of a model’s potential success on our human evaluation task than the USEEVENT metrics.

4.3.2 Human Evaluation Performance

The best performing model in human evaluations was Model **I**, which was trained on all training tasks. The additional performance gains are primarily driven by a reduction in inconsistent action, which implies that the model responses better followed the objects and outcomes as requested in the action. Being inconsistent with the setting remains level, however it is possible that the model improved across examples that would have been labeled with inconsistent setting in the baseline, but is now making setting mistakes for newly understood actions.

Model **I** was also the *only* model that significantly outperformed the baseline Model **A** in human evaluations. Note though that the human evaluation setting was nearly equivalent to the training setting for Model **A**, and as such Model **I**’s performance implies that our introduced training tasks and *Graph* context can help performance here.

There is a visible trend between the Game Action Narration with *Graph* context perplexity (and to a lesser degree F1) and a model’s all good proportion. Models that seem to best grasp how to use the *Graph* context to produce a narration end up also producing good narrations even when the graph is not present. This is in contrast to the automatic metrics for Game Action Narration without

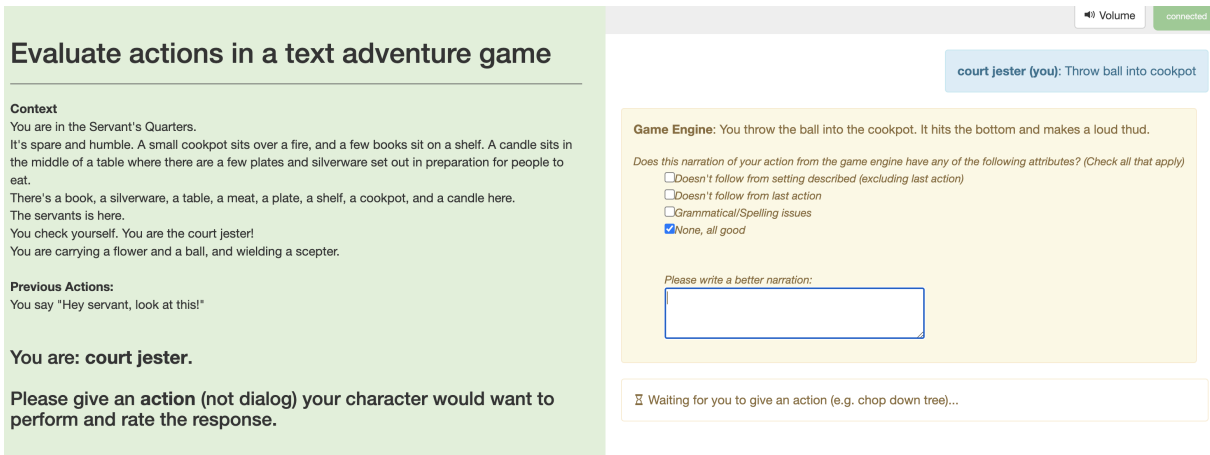


Figure 2: Human Evaluation Task for Narration Predictions shown to crowdworkers.

Graph context, which seem to have a slight inverse relationship.

Given the gap in automatic metrics between the *Graph*-grounded and *Graph*-less settings, an additional comparison could also be collected to see how the *Graph*-trained models perform on human evaluations if provided the *Graph* context, however this would be future work.

4.3.3 Observations on Model Behaviors

While analyzing the human evaluation results, we noticed a few differing trends in each model's responses. Each of the following trends are in relation to the behavior of Model **I**, the model trained on all tasks with low *Graph* dropout.

Model E, trained on Narration and Update tasks with moderate *Graph* dropout: This model appears to always treat USEEVENT-style interactions as being invalid. For example, "*You cannot cut the map with the knife, the knife is too soft and it would just break*". Given that invalid object-object interactions have a more formulaic pattern than the many success cases, these are likely the easier ones to learn. This behavior may explain being the best at USEEVENT Narration perplexity. These also ended up being the answers most frequently marked as inconsistent with both the action and the setting.

Model A, the baseline: also learned to make USEEVENT-style interactions unsuccessful, however it seemed to have a harder time understanding the multi-object nature of the events. Instead, it would fail the action and often with an incorrect interpretation of the action. For example, "*You can't find a 'knife' here that you can cut*".

Model F, trained on Narration and Update tasks with low *Graph* dropout: This was all-around

pretty unsuccessful at handling interactions outside of the basic LIGHT Game Actions. For any interaction outside that set, it would respond with "You don't have <object> that you can <verb>". It also had some unexpected additional disfluencies, for instance once claiming "*You can't chop down a tree! It's not a tree! It's a tree! It's not even a branch! It's a tree!*".

Model H, trained on all tasks with moderate *Graph* dropout: appears to act like something between Models **E** and **F**, marking USEEVENT-style actions as invalid less frequently than the former, and was able to react to new actions more frequently than the latter.

5 Conclusions and Future Work

This work has studied the use of graph knowledge when training commonsense world models. We have found that adding in *Graph* context during training time *can* help language models produce quality narrations *without* the graph being given at evaluation time. This is observed in both automatic metrics and human evaluations.

The datasets we have built are challenging as can be seen from the reported evaluation metrics, in particular the "all good" proportion over a user's expected set of interactions. We will publicly release these tasks for research by the community. Still, future work could explore further extending the action space of our datasets and collecting a larger set of rich action narrations, as well as evaluating multiple turns of narration. Further, human evaluations could be developed that more accurately capture long-tail interactions such as those in the USEEVENTS set.

Future modeling work could focus on seeing

which problems are resolved by scaling the models, or if there is a need to have models explicitly create an internal representation for the graph state.

6 Ethical Considerations

As we collected USEEVENTS on top of the underlying LIGHT dataset (Urbanek et al., 2019), we have to consider that this dataset and its tasks inherit and may extend some of the underlying issues in LIGHT, for example in terms of potential toxicity or bias in characters, dialogue, or actions and events. Work has already been done to address some of these issues particularly when it comes to character representation and dialogue (Dinan et al., 2019), however no analysis has been done on the underlying objects or learned relationships. Further, our current tasks are learning from the dialogues in the original LIGHT paper, for which the settings do not include the noted mitigations.

We note however that the USEEVENTS dataset does not generally refer to people, and is thus less likely to show these types of biases, but they could still be present in certain cases. Further, our Action Tasks could be set to use any of the LIGHT dialogue datasets (including ones with debiasing) for use in a live deployment or release.

Acknowledgements

Thanks to Justin Pinero for building out the initial crowdsourcing interfaces. Thanks to the ParlAI framework (Miller et al., 2017), which made it easy to implement the tasks for this work.

References

- Prithviraj Ammanabrolu, William Broniec, Alex Mueller, Jeremy Paul, and Mark Riedl. 2019. [Toward automated quest generation in text-adventure games](#). In *Proceedings of the 4th Workshop on Computational Creativity in Language Generation*, pages 1–12, Tokyo, Japan. Association for Computational Linguistics.
- Prithviraj Ammanabrolu and Mark O. Riedl. 2021. [Modeling Worlds in Text](#). *NeurIPS Datasets and Benchmarks*.
- Marc-Alexandre Côté, Ákos Kádár, Xingdi Yuan, Ben A. Kybartas, Tavian Barnes, Emery Fine, James Moore, M. Hausknecht, Layla El Asri, Mahmoud Adada, Wendy Tay, and Adam Trischler. 2018. [TextWorld: A Learning Environment for Text-based Games](#). In *CGW@IJCAI*.
- Emily Dinan, Angela Fan, Adina Williams, Jack Urbanek, Douwe Kiela, and Jason Weston. 2019. [Queens are powerful too: Mitigating gender bias in dialogue generation](#). *arXiv preprint arXiv:1911.03842*.
- Latitude AI. 2019. [AI Dungeon 2](#). <https://aidungeon.io/>. Accessed: 2022-12-29.
- Mike Lewis, Yinhan Liu, Naman Goyal, Marjan Ghazvininejad, Abdelrahman Mohamed, Omer Levy, Veselin Stoyanov, and Luke Zettlemoyer. 2020. [Bart: Denoising sequence-to-sequence pre-training for natural language generation, translation, and comprehension](#). In *Annual Meeting of the Association for Computational Linguistics*.
- Bill Yuchen Lin, Minghan Shen, Yu Xing, Pei Zhou, and Xiang Ren. 2019. [CommonGen: A constrained text generation dataset towards generative commonsense reasoning](#). *ArXiv*, abs/1911.03705.
- Ye Liu, Yao Wan, Lifang He, Hao Peng, and Philip S. Yu. 2021. [KG-BART: Knowledge Graph-Augmented BART for Generative Commonsense Reasoning](#). *Proceedings of the AAAI Conference on Artificial Intelligence*, 35(7):6418–6425.
- Alexander H Miller, Will Feng, Adam Fisch, Jiasen Lu, Dhruv Batra, Antoine Bordes, Devi Parikh, and Jason Weston. 2017. [Parlai: A dialog research software platform](#). *arXiv preprint arXiv:1705.06476*.
- Shrimai Prabhumoye, Margaret Li, Jack Urbanek, Emily Dinan, Douwe Kiela, Jason Weston, and Arthur D. Szlam. 2020. [I love your chain mail! making knights smile in a fantasy game world: Open-domain goal-oriented dialogue agents](#). *ArXiv*, abs/2002.02878.
- Maarten Sap, Ronan Le Bras, Emily Allaway, Chandra Bhagavatula, Nicholas Lourie, Hannah Rashkin, Brendan Roof, Noah A. Smith, and Yejin Choi. 2019. [ATOMIC: An atlas of machine commonsense for if-then reasoning](#). In *Proceedings of the Thirty-Third AAAI Conference on Artificial Intelligence and Thirty-First Innovative Applications of Artificial Intelligence Conference and Ninth AAAI Symposium on Educational Advances in Artificial Intelligence*, AAAI’19/IAAI’19/EAAI’19, pages 3027–3035, Honolulu, Hawaii, USA. AAAI Press.
- Ilya Sutskever, Oriol Vinyals, and Quoc V Le. 2014. [Sequence to sequence learning with neural networks](#). *Advances in neural information processing systems*, 27.
- Jack Urbanek, Angela Fan, Siddharth Karamcheti, Saachi Jain, Samuel Humeau, Emily Dinan, Tim Rocktäschel, Douwe Kiela, Arthur Szlam, and Jason Weston. 2019. [Learning to Speak and Act in a Fantasy Text Adventure Game](#). In *Proceedings of the 2019 Conference on Empirical Methods in Natural Language Processing and the 9th International Joint Conference on Natural Language Processing (EMNLP-IJCNLP)*, pages 673–683, Hong Kong, China. Association for Computational Linguistics.

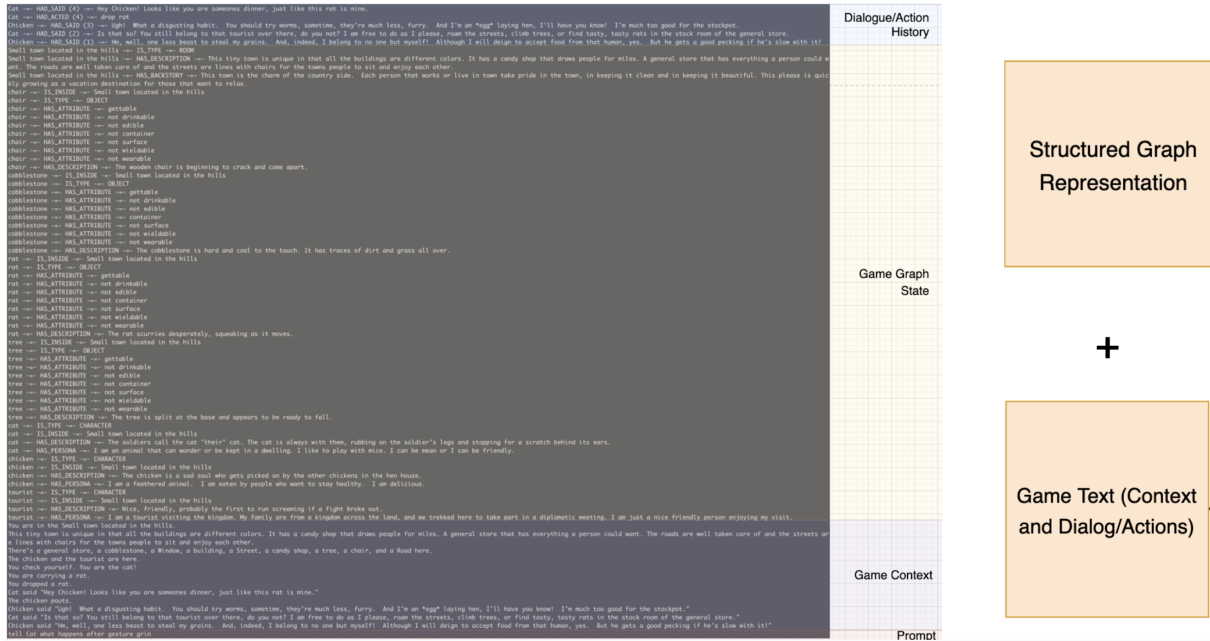


Figure 3: Rough overview of the structure of episodes in the dataset

Jack Urbanek and Pratik Ringshia. 2023. [Mephisto: A framework for portable, reproducible, and iterative crowdsourcing](#).

Rowan Zellers, Yonatan Bisk, Roy Schwartz, and Yejin Choi. 2018. Swag: A large-scale adversarial dataset for grounded commonsense inference. In *Conference on Empirical Methods in Natural Language Processing*.

Rowan Zellers, Ari Holtzman, Yonatan Bisk, Ali Farhadi, and Yejin Choi. 2019. Hellaswag: Can a machine really finish your sentence? In *Annual Meeting of the Association for Computational Linguistics*.

Rowan Zellers, Ari Holtzman, Matthew Peters, Roozbeh Mottaghi, Aniruddha Kembhavi, Ali Farhadi, and Yejin Choi. 2021. [PIGLeT: Language Grounding Through Neuro-Symbolic Interaction in a 3D World](#). In *Proceedings of the 59th Annual Meeting of the Association for Computational Linguistics and the 11th International Joint Conference on Natural Language Processing (Volume 1: Long Papers)*, pages 2040–2050, Online. Association for Computational Linguistics.

A Graph Dataset Format

We share an overview of the graph dataset format in 3. The context in these examples is extremely large, and consists primarily of the triples that make up the structured graph.

The complete list of edges is: *IS_TYPE*, *IS_INSIDE*, *IS_CARRYING*, *IS_WIELDING*, *IS WEARING*, *HAS_BACKSTORY*, *HAS_PERSONA*, *HAS_DESCRIPTION*, *IS_DEAD*,

HAS_DAMAGE_LEVEL, *HAS_HEALTH_LEVEL*, *HAS_STRENGTH_LEVEL*, *HAS_PLAYER_CONTEXT*, *HAS_ATTRIBUTE*, *IS_GETTABLE*, *IS_DRINK*, *IS_FOOD*, *IS_CONTAINER*, *IS_SURFACE*, *IS WEARABLE*, *IS_WIELDABLE*, *HAD SAID*, *HAD ACTED*, *OBSERVED*, *CONTAINS*, *CURRENT_PLAYER*.

The options for graph update label are *ADD: <triple>*, *DEL: <triple>*, *NO_MUTATION*

The list of prompts is:

- *narrate from {observer} perspective: {actor} {act}* for graph action narrations
- *modify graph after: {actor} {act}* for graph updates
- *describe the room for* room descriptions
- *background, describe the room backstory, room backstory* for room backstories
- *describe {name}, examine {name}* for adding physical descriptions
- *what is the persona of {name}, describe the persona of {name}* for adding a persona
- *add object, add a new object, suggest a new object* for adding objects
- *add object contained by {name}, suggest a new object contained by {name}* for adding contained objects
- *add object wielded by {name}, suggest a new object wielded by {name}* for adding a wielded object for a character
- *add object carried by {name}, suggest a new object carried by {name}* for adding a carried

- object for a character
- *add object worn by {name}, suggest a new object worn by {name}* for adding a worn object to a character
- *add character, add a new character, suggest a new character* for adding a new character
- *what is the type of {name}, what type is {name}, what type of item is {name}, {name} is what type* for adding the type for an element
- *Is {name} gettable?, Can I pick up {name}?* for determining if an object is gettable
- *Is {name} drinkable?, Can I drink {name}?* for determining if an object is drinkable
- *Is {name} edible?, Can I eat {name}?, Is {name} a food?* for determining if an object is edible
- *Is {name} container?, Can I put something inside {name}?* for determining if an object is a container
- *Does {name} have usable surface?, Can I put something on {name}?* for determining if an object is a surface
- *Is {name} a weapon?, Can I use {name} as a weapon?* for determining if an object is a weapon
- *Is {name} wearable?, Can I wear {name}?* for determining if an object is wearable

Given the complexity and length of the graph representation in our dataset, we choose to allow dropout for all of the edges individually (excepting those involved in the labels). This dropout should also help with overfitting on a dataset of our size. The dropout configuration we use for training in this paper is reported in Table 5.

A complete set of statistics for all of the tasks based on these datasets can be found in Table 2.

B LIGHT USEEVENT Collection Methodology

Collecting USEEVENT data proved to be rather challenging, as we both wanted to have a diverse set of possible actions as well as well annotated groundings for them. It was impossible to collect these at the same time, as workers would be incentivized to create simpler interactions so that there would be less to annotate.

Due to this, we split the task into two portions, one to create the interaction and another to ground it.

B.1 Narration Collection

In the first, annotators were provided a list of objects from LIGHT’s environment database. They

were asked to select one of the objects, and then come up with another object that could be used in an interaction with the first. They would then provide the “action phrase” that would trigger this action, and a second-person perspective narration of what they expected would happen. All of this is captured in Figure 4.

During collection, we found that the vast majority of interactions collected were successful, in that the desired action was always executed. In order to get some additional diversity in the outcomes for actions, we additionally launched versions of the task that pushed workers to provide “boring” or “failed” interactions instead. These interface variations are displayed in Figure 5 and Figure 6 respectively.

Between the three, we collected roughly 8000 interactions with the first setup, and 2000 total between the other two.

B.2 Interaction Grounding

For the grounding step, we found that providing workers with an empty set of fields for the entirety of the grounding resulted in low-quality and short answers. Instead, we prompted a LLM to produce a draft round of values for the majority of the fields required to ground the interaction, then had workers correct them. We filtered out low-quality workers who weren’t doing the task as desired, and created an allowlist for those who were completing the task well.

In this phase of the task, workers were first asked to read and understand the initial context, determine if the interaction was valid, and then determine which of the objects an actor would be holding in order to execute the interaction. This is shown in Figure 7

They were then asked to determine if the interaction followed our rules in not referring to external context, provide an alternate narration of the event that would have the same outcome, and produce a version of the narration for a third party observing the interaction. This is shown in Figure 8

They were then asked to confirm or alter the list of objects that would be present after completion of the interaction, and provide descriptions and locations for each of them. This is shown in Figure 9.

Finally, they were asked to provide a list of attributes for each object that would be required for the interaction to occur, and a list of attributes that

Dropout Type	Amount	Description
Room Name	0.1	The name of the location
Room Description	0.1	A few sentences describing a location
Room Backstory	0.1	Additional description for a location, focused on backstory
Room Objects	0.2	All objects present in a room, applied per-object
Room Characters	0.2	All characters present in a room, applied per-character
Contained Objects	0	Objects that are contained in other objects, applied per-object
Worn Objects	0	Objects that are worn by present characters, applied per-object
Wielded Objects	0	Objects wielded by present characters, applied per-object
Carried Objects	0	Objects carried by present characters, applied per-object
Attribute	0.1	Any object attributes, such as <code>is_container</code>
Persona	0.1	Full personas of present characters
Physical Description	0.1	Physical descriptions of both characters and objects
Character Inside Room	0.1	The label of a character being inside of the room
Character Type	0.1	The label noting that a provided name is a character
Object Inside Room	0.1	The label of an object being inside of the room
Object Type	0.1	The label noting that a provided name is an object
Dialogue History	0.25	The text dialogue preceding the current timestep
State Mutations History	0.25	Any graph updates that have occurred previously
Graph State	0.25	All of the tuples that are not dialogue or mutation history
Game Text	0.25	The full-text context format a user would normally see

Table 5: Dropout configurations for standard training jobs

would be present after the interaction were to occur. This is shown in Figure 10

After all of the tasks were collected and completed, we ran scripts to capture and reformat common data entry mistakes, then converted all of the events into a LIGHT-compatible format.

All of our collection interfaces were built and run using the Open-Source Mephisto framework (Urbanek and Ringshia, 2023).

C Human Model Evaluation Methodology

This section discusses the methodology for creating and running our human evaluation, the experimental details can be found in Section 4.2.

Our core task for running the human evaluations can be seen in Figure 2, and it derives from the "Model Chat" evaluation task present in ParlAI. The core difference here is we make a modification to how the context is passed along, as we are using a modified one-turn flow for interactions, while loading the context from pre-generated playthroughs rather than existing ParlAI tasks.

Workers were selected from an allowlist of high-quality workers that had completed other tasks for this project.

D Additional USEEVENT Examples

We also provide additional samples from the USEEVENT dataset. Table 6 is an interaction that creates a new object while modifying the previously existing ones. Table 7 is an event that displays attribute changes. Table 8 displays a simpler interaction that still makes significant graph updates, and provides an example where there’s no alternate narration because the primary one was marked as invalid. Table 9 displays a more intense interaction with an effective required attribute on the primary object. Table 10 displays an interaction that is “unsuccessful”, but still results in a graph update. Table 11 provides an example that was collected using the “boring” variation of the task, and Table 12 and Table 13 provide examples for the “Failed” version of the task.

Object Interaction Narrations

INSTRUCTIONS Expand

Secondary Item:

- BENCHES MADE FROM WOOD
- RIVERBANK
- GREEN TUNIC
- ROYAL BLUE CANOPY
- SHARP CLAWS
- TUNIC BEARING THE CASTLE CREST

Primary Item:

Name:

Please come up with a setting-appropriate object you'll use with the above!

Description:

Please provide a description for your object.

Action Phrase

The action phrase should involve using (primary) with (secondary):

In simple terms state the action between the two objects, e.g. swing axe at tree, wipe mirror with cloth

Description

- * Do not add traits to the objects not specifically mentioned in the description.
- * Do not add items to the interaction other than the two specifically selected.
- * Make sure the interaction is BETWEEN the two objects.

Your action should describe you using (primary) with (secondary):

Describe the interaction between these two objects (Remember to commit to the medieval fantasy setting) - Start with 'You...'. e.g. You swing the axe, easily felling the tree and releasing shards of bark everywhere.

SUBMIT

Figure 4: Crowdsourcing task interface for collecting novel object-object interactions

Action Phrase

The action phrase should involve using (primary) with (secondary):

In simple terms state the action between the two objects, e.g. hit rock with spoon, bounce ball off wall

Description

- * Do not add traits to the objects not specifically mentioned in the description.
- * Do not add items to the interaction other than the two specifically selected.
- * Make sure the interaction is BETWEEN the two objects.

Your action should describe you using (primary) with (secondary), and the action shouldn't change the final location/position, description, or attributes of the objects:

Describe the interaction between these two objects (Remember to commit to the medieval fantasy setting) - Start with 'You...'. e.g. You hit the rock with the spoon, and it makes a satisfying 'dink' sound.

SUBMIT

Figure 5: 'Boring' variation of Figure 4 intended to collect interactions with no updates.

Action Phrase

The action phrase should involve using (primary) with (secondary), but the action should be impossible:

In simple terms state an action between the two objects THAT SHOULDN'T BE POSSIBLE or DON'T MAKE SENSE, e.g. ignite river with match, unlock apple with key

Description

- * Do not add traits to the objects not specifically mentioned in the description.
- * Do not add items to the interaction other than the two specifically selected.
- * Make sure the interaction is BETWEEN the two objects.

Your action should describe you attempting and failing to use (primary) with (secondary), or not being able to do the given action for some reason:

Describe the failure of the interaction between the two objects such that the actor doesn't act or neither object is modified. (Remember to commit to the medieval fantasy setting) - Start with 'You...!', e.g. You can't ignite a river! All you'd be left with is a soaked matchstick.

SUBMIT

Figure 6: 'Failed' variation of Figure 4 intended to collect invalid interactions.

Interaction Events

Pebble

A particularly small rock common scattered across the ground.

guard towers

The guard tower is made of stone. It is tall and has a wooden door.

Destroy guard towers with pebble

Your arm is like a catapult and with that in mind you grab a small pebble from the ground and hurl it with all your might to destroy the guard towers. The pebble simply bounces off the large stone towers due to lacking the incredible force needed for such a feat.

1. Does this interaction overall make sense? Is the narration of an event where an actor uses these objects together: (i)

YES NO

2. Which item is the actor more likely holding/using to do this interaction: (i)

PEBBLEGUARD TOWERSEITHERBOTH

Figure 7: Initial context and validation questions for grounding a collected narration

Narration Questions

3. Does this interaction refer to external context? Does it require knowledge about the actor's backstory, or the current location, or make assumptions about what the actor does next? (i)

YES NO

4. Provide a rephrasing of the narration, removing external context if it is present. The outcome should be the same. Replace the narration below (provided for convenience). (i)

Your arm is like a catapult and with that in mind you grab a small pebble from the ground and hurl it with all your might to destroy the guard towers. The pebble simply bounces off the large stone towers due to lacking the incredible force needed for such a feat.

5. Update the provided narration for a third-party observer, removing context an observer wouldn't know. (Sometimes the narration provided below will refer to external context or details an observer wouldn't know. Remove these if necessary). (i)

{actor} tries to destroy some guard towers by throwing a pebble at them. The pebble bounces off harmlessly.

Figure 8: Interface to validate narration and correct automatically generated external narration

Objects Questions

6. Ensure the list of objects that remain in the location of the action is consistent with the interaction. Update the list by changing object names or adding and removing objects if it is not. The provided list commonly misses cases where the two objects have been combined into something new. (i)

Pebble

Guard towers

7. Correct the descriptions for the remaining objects to be consistent with the interaction, but clear via observation. The description should be appropriate for a third party observing the object even if they didn't observe the interaction. Avoid time-based descriptions that say things like 'used to be ...' or 'is now', as these aren't known by observation. Try to maintain as much of the original detail as you can. (i)

pebble:

guard towers:

8. Ensure the provided final object locations are correct. Options are 'in/on <another object>', 'in room', 'original location of <original object>', 'held/worn/wielded by actor' (i)

pebble:

guard towers:

Figure 9: Interface to validate and correct the final objects, their descriptions, and their locations.

Attributes Questions

9. What properties for the objects are required beforehand? Are they removed by the interaction? Provide explanations. Add REMOVED in the reason if the interaction removes this property. For EXTRAS, optionally add a comma-separated list of additional required properties you think are missing, no reason needed. (i)

pebble <has property> small:

pebble <has property> hard:

pebble <has property> EXTRAS:

guard towers <has property> made of stone:

guard towers <has property> tall:

guard towers <has property> EXTRAS:

10. What properties are introduced as a result of the interaction between these objects? For EXTRAS, optionally add a comma-separated list of additional required properties you think are missing, no reason needed. (i)

pebble <has property> EXTRAS:

guard towers <has property> EXTRAS:

Figure 10: Interface to validate and correct the objects' required attributes before and after the interaction.

Action	Phrase	hook the rope around the chandelier	
	Narration	You wind up your arm holding the thick rope, pulling back with an incredible amount of momentum before you aim the circular hole in the rope towards the chandelier. You are amazed that you ensnare one of the edges of the chandelier. One of the candles falls off of the chandelier and crashes to the ground as the sound of chimes echo as the sparkly appendages of the chandelier crash against each other chaotically.	
	Alternate	You wind up and throw the thick rope’s circular end towards the chandelier, ensnaring one of the chandelier’s arms. A candle falls off the chandelier, hitting the ground while sparkling arms of the chandelier clang together and ring out with chaotic noise.	
	External	{actor} winds up and throws the thick rope’s circular end towards the chandelier. One of the chandelier’s arms is ensnared. A candle falls off the chandelier and noise rings out as the chandelier’s dangling appendages clang into one another.	
Initial Objects	Primary	name	rope
		description	Three thick strands made from lime bast are woven together to create a strong rope that can withstand almost any tension; a circle is tied at the end.
		Attributes	looped, strong
	Secondary	name	chandelier
		description	The chandelier is magnificent, it is large and is made of iron, it had candles on every arm with some sort of sparkle that hangs down off of it. It is all you could look at.
Final Objects	Name	rope	
	Description	A rope made from lime bast that is strong and has a looped circle at the end. It is hooked around the chandelier.	
	Location	On chandelier	
	Attribute Changes	+Entangled	
	Name	chandelier	
	Description	A large, iron chandelier with candles and sparkly appendages. It is swinging and attached to a rope.	
	Location	Original location of chandelier	
	Attribute Changes	+Incomplete, +Unbalanced	
	Name	candle	
	Description	A candle from a chandelier	
	Location	In room	

Table 6: Example from the USEEVENTS dataset

Action	Phrase	catch tropical bird with casting net	
	Narration	You cast the net in the direction of the bright colored bird. The bird attempts to flee but flies right into the net. The steel balls hold the net to the ground trapping the tropical bird underneath. The bird lays panting with wings spread and does not fight the capture.	
	Alternate	You cast the net at the tropical bird. The bird attempts to flee but flies right into the net, becoming ensnared. The bird lies panting with its wings spread and does not attempt to resist the capture.	
	External	{actor} casts a net in the direction of a brightly colored bird. The bird flies into the net and is trapped.	
Initial Objects	Primary	name	casting net
		description	A woven matrix of ropes with small balls of weighted steel on the ends. Perfect for casting into the water for fishing or tangling up into a birds nest for trapping.
	Secondary	name	tropical bird
		description	The tropical bird is brightly colored with a simple pattern.
		Attributes	calm
	Final Objects	Name	Trapped bird
Description		The tropical bird is brightly colored with a simple pattern. It is caught in a casting net.	
Location		in casting net	
Attribute Changes		-calm, +trapped	
Name		casting net	
Description		A woven matrix of ropes with small balls of weighted steel on the ends. A tropical bird is ensnared in it.	
Location		In room	
Attribute Changes		+tangled	

Table 7: Example from the USEEVENTS dataset

Action	Phrase	Add mead to the pitcher	
	Narration	You fill the pitcher with mead, making sure to take in the sweet aroma as it flows into the pitcher.	
	Alternate	N/A	
	External	{actor} fills their pitcher with mead.	
Initial Objects	Primary	name	pitcher
		description	The pitcher is heavier than it looks, and appears to still be in one piece.
		Attributes	empty
	Secondary	name	Mead
		description	An alcoholic brew made from fermented honey and spices. It's a sweet mixture that lightens the spirit. The mead is usually kept in a large keg barrel at the local tavern
Final Objects	Name	Mead	
	Description	A sweet alcoholic brew made from fermented honey and spices.	
	Location	in pitcher	
	Name	pitcher	
	Description	A container for holding liquids. You can hear a something sloshing around in it as you pick it up.	
	Location	Held by {actor}	
	Attribute Changes	+full	

Table 8: Example from the USEEVENTS dataset. Not all entries have an alternate description as some were filtered for quality reasons.

Action	Phrase	Burn the tents with the lit torch	
	Narration	You stand close to the tents and lean in with the lit torch. The tents catch fire. They start to burn and you just watch.	
	Alternate	You use the torch to set the tents on fire by standing close to them, leaning in with the lit torch, and allowing them to begin to burn.	
	External	{actor} stands close to some tents with a lit torch in hand. The tents catch fire and actor just seems to watch.	
Initial Objects	Primary	name	lit torch
		description	The lit torch is in your hand. It is burning furiously.
		Attributes	burning
	Secondary	name	empty tent
		description	The tent looks small, as though only one or two could fit comfortably inside it. It is old and weathered, but seems sturdy despite its age.
		Attributes	flammable
Final Objects	Name	lit torch	
	Description	The lit torch is burning furiously.	
	Location	Held by {actor}	
	Name	flaming tent	
	Description	The tent is partially on fire. The parts that aren't appear old and weathered.	
	Location	original location of empty tent	
	Attribute Changes	+ablaze	

Table 9: Example from the USEEVENTS dataset.

Action	Phrase	wrap the bunny in the rabbit fur coverlet	
	Narration	You attempt to wrap the bunny in the rabbit fur coverlet, but apparently, the bunny thinks this is in bad taste and hops away.	
	Alternate	You attempt to wrap the bunny in the rabbit fur coverlet, but the bunny hops away.	
	External	{actor} tries to wrap a bunny in a rabbit fur coverlet, but the bunny escapes.	
Initial Objects	Primary	name	rabbit fur coverlet
		description	The rabbit fur coverlet looks very warm and soft.
	Secondary	name	bunny
		description	A precious little bunny rabbit with long ears.
Final Objects	Name	rabbit fur coverlet	
	Description	The rabbit fur coverlet looks very warm and soft. It lies on the ground, abandoned.	
	Location	In room	
	Attribute Changes	+Wearable	

Table 10: Example from the USEEVENTS dataset. Not all events play the suggested phrase out successfully

Action	Phrase	Melt the bells in the pot of stew	
	Narration	You dip one of the bells into the pot of stew as a test. The stew isn't hot enough to melt it, which is probably a good thing for anyone who might want to eat it.	
	Alternate	N/A	
	External	{actor} dips a bell into a pot of stew, but it doesn't seem to melt.	
Initial Objects	Primary	name	bells
		description	The bells are loud and shiny silver.
	Secondary	name	pot of stew
		description	A pot of stew filled with chunks of lamb and garden fresh vegetables. It's a little salty.

Table 11: 'Boring' example from the USEEVENTS dataset. Entries like these have no final state, as there is no change.

Action	Phrase	carve the big ornate door with the butter	
	Narration	You cannot carve the big ornate door by using the butter, the butter is so soft and can't leave the smallest dent on the door, you decide not to waste the butter trying further.	
	Alternate	N/A	
	External	{actor} tries to carve the big ornate door with the butter, but fails as the butter is too soft to make any mark.	
Initial Objects	Primary	name	butter
		description	the butter is soft and delicious
	Secondary	name	big ornate doors
		description	The door is made of a beautiful, bright wood, and it is covered in carvings of trees and animals.

Table 12: 'Failed' example from the USEEVENTS dataset. Entries like these have no final state, as there's no change.

Action	Phrase	Pull down the 80-foot tall bronze statue of an 8 legged goddess with the twine	
	Narration	You cannot pull down the 80-foot tall bronze statue of an 8 legged goddess with just twine. It is not strong or long enough. It won't do anything if you try.	
	Alternate	N/A	
	External	{actor} tried to pull down an 80-foot tall bronze statue of an 8 legged goddess with a piece of twine, but it wasn't strong or long enough and didn't do anything.	
Initial Objects	Primary	name	twine
		description	The twine is a foot in length and fairly thin
	Secondary	name	80-foot tall bronze statue of an 8 legged goddess
		description	The deity seems to stare into the distance, the mere mortals bellow her not worthy of her gaze.

Table 13: 'Failed' example from the USEEVENTS dataset. Entries like these have no final state, as there's no change.