

---

# Temporal Weights

---

**Adam Kohan**  
akohan@cs.umass.edu

**Edward A. Rietman**  
erietman@cs.umass.edu

**Hava T. Siegelmann**  
hava@cs.umass.edu

Biologically Inspired Neural and Dynamical Systems  
College of Information and Computer Sciences  
University of Massachusetts Amherst  
Amherst, MA 01003

## Abstract

In artificial neural networks, weights are a static representation of synapses. However, synapses are not static, they have their own interacting dynamics over time. To instill weights with interacting dynamics, we use a model describing synchronization that is capable of capturing core mechanisms of a range of neural and general biological phenomena over time. An ideal fit for these Temporal Weights (TW) are Neural ODEs, with continuous dynamics and a dependency on time. The resulting recurrent neural networks efficiently model temporal dynamics by computing on the ordering of sequences, and the length and scale of time. By adding temporal weights to a model, we demonstrate better performance, smaller models, and data efficiency on sparse, irregularly sampled time series datasets.

## 1 Introduction

Time provides an opportunity for neural networks to change their computation. This change may be in response to the evolving dynamics of the input distribution, possibly a change in trajectory triggered by some sparse event, or may be to improve performance by taking another pass over the same input, but with a different perspective. Static weights do not adjust for either of these situations and perform the same computation regardless of the passage of time. A neural network with static weights has only a form of short term, working memory with its internal hidden states (nodes) to track time steps, but not change its computation (weights) on its inputs and memory. In contrast, neural networks with temporal weights can change how they process their own memory and inputs over time, not only keep track of time.

At each time step, a neural network with temporal weights changes its computation by constructing weights  $W'$  from a fixed set of parameters  $W$ , which is considered to be a form of long term stored memory, and the current time step  $t$ :  $W' = S(W, t)$

Here, the weights are a nonlinear function of parameters and time. As a result, the parameters are shared across time, but the expressivity of the weight values is not limited to simple linear combinations of weights or shifts in time. Instead, the weights themselves can capture some dynamics of the input distribution and form their own trajectory over time. Given  $S$  is non-linear, we are amplifying the effective amount of weights in the model by apply the same fixed number of parameters differently at each time step. In contrast, static weights are only the parameters directly applied to the inputs. They can only capture single values, not any dynamics that are separate from the layer or network.

There are many options of temporal dynamics for  $S$  to model. We use a model of coupled oscillators describing synchronization behaviors that captures core mechanisms of a range of neural and general

biological phenomena over time. Under this model, weights have an explicit dependence on time and have changing interactions with each other over time. Details are in Section 2.

To demonstrate the difference between static and temporal weights in practice, we graph in 1 three samples from a neural ode with static weights (left) and temporal weights (rights). The neural ode makes for a strong baseline as it captures temporal trajectories itself and is a state of the art model for irregularly sampled data. Furthermore, the effect of temporal weights would have to be non-trivial to alter this trajectory and significant to improve over it. To ensure the practicality of a difficult problem, the neural ode models are trained on a sparse, irregularly sampled dataset (details of the dataset are below). As shown, even a neural ode model with static weights is not as expressive as the same model with temporal weights. Notice the well-defined kinks, quasi-periodicity, and consistent alignment of the temporal weights model, allowing for a better fit for evolving dynamics and for sparse and irregularly sampled data. In comparison, the same model with static weights is inconsistent across samples and has limited smooth periodicity, which will have more difficulty fitting irregularities or changes in dynamics over time. We can see that temporal weights successfully amplifies the parameters to increase the expressivity of the neural ode model.

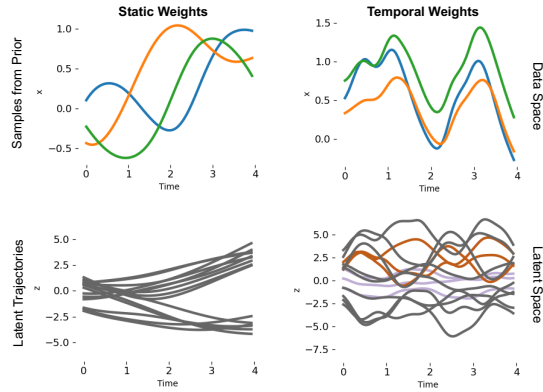


Figure 1: A comparison between a neural ode model with static weights or temporal weights.

In comparison, the same model with static weights is inconsistent across samples and has limited smooth periodicity, which will have more difficulty fitting irregularities or changes in dynamics over time. We can see that temporal weights successfully amplifies the parameters to increase the expressivity of the neural ode model.

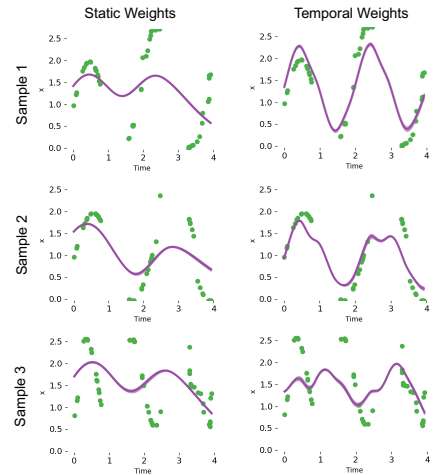


Figure 2: Neural ODE model fit on a sparse and irregular synthetic dataset, with temporal weights or static weights.

The result of increasing the expressivity of the neural ode model is a better fit on highly sparse and irregular data, which the original model struggles to fit. In 2, we show results of the neural ode models on a synthetic dataset of periodic trajectories with variable frequency, amplitude, noise, and discontinuities. To further increase the difficulty of this demonstration, the missing points are not used for training. Fitting a dataset without using the missing points to learn from is an entirely more challenging task than using them for training before evaluating the model without them. It more accurately represents data in the wild, such as the PhysioNet ICU dataset, where the points are truly missing. So, the model will need to infer the missing points by referencing other samples for examples of those missing points, instead of training on them directly. We also limit training to 50 iterations such that overfitting is made difficult and the models must rely on their efficiency in processing the limited data.

As shown in 2 (left), the neural ode model with static weights struggles to fit the data, even though it is able to capture the general trend. As mentioned above, this model has a limited smooth periodicity. In contrast, the neural ode with temporal weights, shown in 2 (right), is able to efficiently capture the local details of the data. Through time, this model can continuously perturb its own dynamics and adjust or change its trajectory. Given the difficulty of this task, neither model perfectly fits the data. However, the neural ode with temporal weights clearly performs better, demonstrating more variability across samples as it adapts to that sample's data points.

## 2 Methods

We developed a neural model whose weights depend explicitly on time and are . Our model increases the capacity of the network by incorporating the natural phenomena of time into the parameters, instead of solely increasing the number of parameters. In our approach, we use a biological model of time dependent behavior in neurons as the basis for temporal weights. We formulate the biological model as a weight scaling algorithm with oscillatory dynamics for time based reconfigurations of the weights.

### 2.1 Neural Synchronization

The scaling function used in our algorithm is based on models of mass neural synchronization, which has been attributed to play a role in movement Cassidy et al. [2002] and memory Klimesch [1996]. The dynamic modification of synaptic connections that is critical to neural synchronization is recognized to be the basis of long-term memory in learning Abbott and Nelson [2000], Shimizu et al. [2000]. These synaptic dynamics bring about adaptive development of network structure whose trajectory is oriented by the dependencies of the inputs on underlying learning mechanisms. Herein, we focus on time-based dependencies of the underlying learning mechanisms.

A scaling function  $S$  is learned alongside the parameters  $W$  of the network. Although  $W$  is fixed after training, the network’s temporal weights  $W' = S(W, t)$  are different at each time-step due to the time-dependence of the scaling function. We treat each weight  $w'_i \in W'$  as individual units that are controlled by the underlying mechanisms of mass neural synchronization. Our scaling function models synchronization behaviors in natural dynamic systems: it varies the coupling and decoupling of different subsets of weights given the relative time and the relationship between weights (Fig. 3).

In partial phase locking, clusters of weights are each synchronized to a different frequency. In full phase locking, most or all of the weights are synchronized to the same frequency. Our scaling function  $S$  taken over the weights  $W'$  learns parameters  $W$  to adjust this phase locking behavior at each time step. Our scaling function provides a time based prior for the network. That is, separate weights at each time step to process each input of a sequence are related to each other and are non-linear combinations of each other. The network is thus capable of relating individual weights together and constructing different combinations of weights to focus on the properties of each input in a sequence revealed by its point in time. It can isolate different subsets of weights (i.e. weight configurations) to apply an input-dependent ordered series of functions to the model’s internal state.

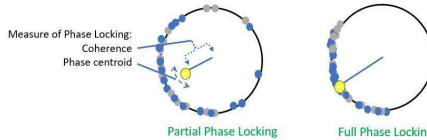


Figure 3: Full and Partial Phase Locking of Weights at Some Time Delta.

### 2.2 Neural ODE Model

We apply our scaling function to Neural Ordinary Differential Equation models Chen et al. [2018]. Neural ODE models are time continuous models whose uniquely defined latent trajectory lets us extrapolate predictions arbitrarily far forwards or backwards in time. In comparison, discrete models require observations (frequent data points) to control the trajectory and hence are ill-defined with missing data or irregularity. Neural ODEs are state of the art for irregularly sampled data Rubanova et al. [2019]. Neural ODEs are a natural fit for temporal weights. While Neural ODEs are time-dependent, their weights are static and only indirectly depend on time as part of the network’s internal state. Our temporal weights makes weights dependent on time explicitly.

To generate the trajectories between inputs, the Neural ODE model makes calls to an ODE solver. This solver breaks down the time interval into smaller subintervals and subsequently approximates the solution to the ODE at the endpoints of these intervals. Given the solver must call the scaling function when computing each of these intermediate values, it also has direct control of the number of weight configurations produced by from a set of parameters. Depending on the complexity of trajectory induced by the input, the model will apply a different number of functions to its internal state. The model can effectively learn when to increase or decrease the use of its parameters.

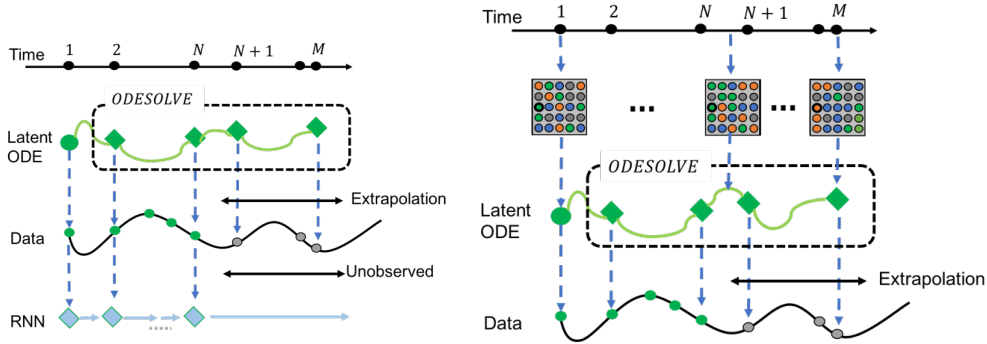


Figure 4: Computational Graph of Latent ODE and Temporal Weights. (Left) The trajectory of the ODE model varies continuously with time, even at times between receiving inputs. On the other hand, the state of RNN only changes in response to inputs. (Right) Temporal Weights construct weights at each time step, which are used by the Latent ODE model. This includes time steps where there are inputs or outputs (e.g. time steps 1,  $N$ , and  $M$ ), and time steps where there is neither, but the ode solver is making calls to the neural network, such as the time step between  $N$  and  $N + 1$ . A view into the ODE solver, denoted by ODESOLVE in the figures, with temporal weights is shown in Figure 5.

The neural ODE is able to control the use of temporal weights through the ode solver. The ode solver chooses the frequency and the time steps to call the temporal weight scaling function. So, the neural ODE automatically adapts the usage temporal weights to the input. In contrast, discrete neural networks respond directly to observations and the observations set the frequency and time steps with which to call the temporal weight scaling function. As a result, the usage of temporal weights is limited by the number of observations in discrete networks. To more completely utilize the capacity of temporal weights, we use neural ODE models.

We apply temporal weights to the Latent ODE and ODE RNN models of Rubanova et al. [2019]. Latent ODEs and ODE RNNs are state of the art models on data with arbitrary time gaps between observations, irregularly sampled data. The equations and internal procedures of the Neural ODE with temporal weights used within these models are shown in Figures 4 and 5. Refer to Rubanova et al. [2019] for further details of the base models. Unless otherwise stated in 3, we follow the training procedure and configuration of hyperparameters from Rubanova et al. [2019] for consistency. We demonstrate that with temporal weights, model size can be reduced and have similar or better performance.

### 2.3 Temporal Scaling Function

The scaling function  $S$  drives a sinusoidal wave to scale the weights. The sine function can be used to output a scalar between  $[0, 1]$  or  $[-1, 1]$  for each weight in the layer. Different weights will have

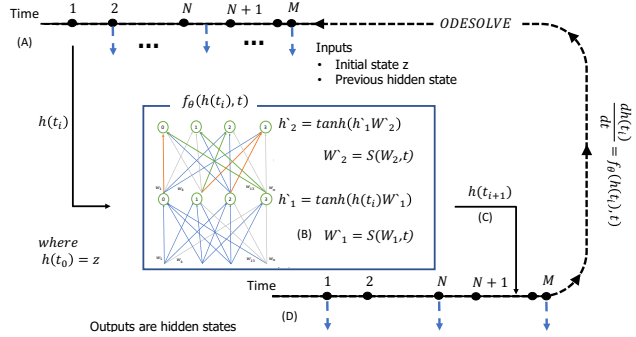


Figure 5: Internal Procedure of ODE Solver with Temporal Weights. The ODE solver calls a multilayer fully connected neural network internally  $f_\theta$ . (A) At each input time step, the solver gives the time  $t_i$  and the previous solver’s hidden state  $h(t_i)$  to the network  $f_\theta$ . (B) For each layer  $l$ , the network constructs weights  $W'_l$  using the parameters  $W_l$  and the time  $t$ . The weights  $W'_l$  are used by the layers to process the network’s input  $h(t_i)$  and the network’s previous hidden state  $h'_l$ . (C) The network outputs the next hidden state  $h(t_{i+1})$ , which is given to the ODE solver. (D) If there is an output time step at  $t_{i+1}$ ,  $h(t_{i+1})$  is also outputted from the solver. The algorithm is provided in Fig 6.

---

**Algorithm 1** Neural ODE with Temporal Weights

---

**Input:** Latent  $z$ , Output Times  $\{t_i\}_{i=1\dots M}$   
**Provide:** Network  $f_\theta$  with  $L$  Layers  
**call**  $ODESOLVE(f_\theta, z, \{t_i\}_{i=1\dots M})$   
  **for**  $h(t_i), t$  given by the solver **do**  
    **call**  $f_\theta(h(t_i), t)$   
    Let  $h'_0 = h(t_i)$   
    **for** layer  $l = 1$  **to**  $L$  **do**  
       $W'_l = S(W_l, t)$   
       $h'_l = \tanh(h'_{l-1}W'_l)$   
    **end for**  
    Output  $h(t_{i+1}) = h'_L$  to the solver  
  **end call**  
**end for**  
Return  $\{h_i\}_{i=1\dots M}$   
**end call**

---

different magnitudes over time or even be inverted. The output of the sine function changes with time  $t$ , given by the ODE solver. The time is shifting the phase of the sine wave. We let the network learn parameters to control scale of time for each weight separately or jointly. That means the network has the capacity to reuse the same learned dynamics repeating the period over time, or learn to split up the period over different time intervals, or both. For example, the network may scale time such that each period  $2\pi$  repeated every  $dt$  time interval. Or, the network may split up the period  $2\pi$  into  $\pi/2$  chunks spanning  $dt$  time intervals. Or, both. Regardless, the network is able to control the dynamics of the network through the weights over time. The learned dynamics in the scaling algorithm are a function of the parameters  $W$  and a comparison of each parameter to all the other weights. The weights  $W'$  for a layer are a function of this comparison, not the actual weight itself, as shown in Fig 4. The network’s weight matrix at each layer is of interactions between weights, instead of the weights themselves. The resulting equation is:

$$w'_i = S_i(W_l, t) \tag{1}$$

$$= \sum_{j=1}^{\#W_l} \frac{K_l^{\{ij\}}}{\#W_l} \sin [f_l(t) * (w_i - w_j) + \phi_l(t)] \tag{2}$$

where  $K_l^{\{ij\}}$  is the parameter matrix of coupling coefficients,  $(w_i - w_j)$  is the interaction of weight  $i$  with other weights scaled and shifted by the current time  $t$  in the ODE solver,  $f_l(t)$  are the scaling parameters, and  $\phi_l(t)$  are the shifting parameters. All the parameters  $K_l^{\{ij\}}$ ,  $f_l(t)$ ,  $\phi_l(t)$  are learned with the parameters  $w \in W_l$ .

The scaling function takes the time  $t$  and parameter matrix  $W_l$  for layer  $l$  to construct a weight  $w'_i \in W'_l$ . The matrix  $K$  contains learned coefficients that control the strength of coupling between weights. The sine function is over the difference between each weight in a layer. The phase of this function is controlled by  $t$ . The result is a periodic estimator of weight distances that evolves as a function of time  $t$ .

The scaling function is taken for each layer and each time step as shown in Fig. 4. Each layer has it’s neurons synchronized over time separately from the other layers. The comparison between all weights in the scaling function can increase memory usage. Future work may explore a global neural synchronization across the network if this issue is alleviated.

### 3 Experiments

Ten experiments over five datasets with temporally dependent features show that models with temporal weights more closely capture time dynamics. They have better performance in fewer epochs and with less parameters than the same model with static weights. The datasets are sparse and irregularly sampled to better ensure: (1) the applicability of our model in the wild where data may be missing,

difficult to acquire, or streamed on-line; and (2) that our model is learning the underlying distributions over time, not memorizing.

We use the Pytorch library Paszke et al. [2019] and train networks on a single NVIDIA GeForce GTX TITAN X GPU. We use the Adamax optimizer with learning rates 0.01, 0.04 and exponential learning rate decays 0.999, 0.9999. The best performing model is reported. Individual details are listed under each experiment. Refer to 2.2 for additional information.

### 3.1 PhysioNet ICU

We evaluate TW on the PhysioNet Challenge 2012 Silva et al. [2012] dataset of 12,000 ICU stays. At admission, a one-time set of general descriptors, such as age or gender, is collected one. During a stay in the ICU, a sparse subsets of 37 measurements are taken, such as Lactate, Mg, and NA levels. Measurements are from the at least the first 48 hours of an ICU stay. Each stay is labeled whether the patient survives hospitalization or not. Some measurements are at regular intervals and others are asynchronous and at irregular times, collected only when required. There are more than 4,600 possible measurements per time series. To lower training time, we halved the number measurement times by rounding to the nearest minute, leaving 2,880 possible measurements per time series. The dataset is challenging: it is extremely sparse with a missing rate of around 80% and has highly imbalanced class distributions with a prevalence ratio of around 14%.

**Mortality Prediction** We look to predict which patients survive hospitalization given the information collected during the first 48 hours of an ICU stay. We use Area Under the Curve (AUC) as our performance metric due to the class imbalance. Results are in 1a. The same model with TW converges to a better performance in fewer epochs and with less than half the parameters, but is about 1.5x slower per epoch (refer to 5).

Table 1: PhysioNet ICU

METHOD	AUC	EPOCHS	# PARAMS
L-ODE	0.857 (0.836)	80 (31)	163,972
w/ TW	0.861	31	76,427

(a) Mortality prediction on the PhysioNet ICU dataset. Given the first 48 hours of an ICU stay, predict in-hospital mortality.

METHOD	MSE $\times 10^{-3}$	EPOCHS	# PARAMS
L-ODE	2.280 (2.340)	59 (49)	67,071
w/ TW	1.370	49	52,016
L-ODE	2.208 (2.300)	91 (56)	67,071
w/ TW	1.900	56	52,026

(b) ICU measurements (Top) Interpolation. (Bottom) Extrapolation. Given the first 24 hours of measurements, predict the next 24 hours of measurements. (Parenthesis compare the models at the same epoch.)

Table 2: MuJoCo Physics Simulation

METHOD	MSE $\times 10^{-3}$	EPOCHS	# PARAMS
L-ODE	3.60	94	617,619
w/ TW	3.00	91	112,739

(a) Interpolation of hopper body position. We subsample 10% of the time points and predict the other 90%.

METHOD	MSE $\times 10^{-2}$	EPOCHS	# PARAMS
L-ODE	1.190	93	617,619
w/ TW	1.100	99	112,739
L-ODE	1.480	77	617,619
w/ TW	1.220	68	112,739

(b) Extrapolation of hopper body positions. Given the first half of the timeline, predict body position in the second half. We subsample 10% of the time points in the first half of the timeline at each batch (top) or once when constructing the dataset (bottom).

**Interpolation and Extrapolation** We also look at the task to model the PhysioNet Challenge measurements data. In this task, we impute missing measurements in each sample to reconstruct the full set of points in the time series. We report the mean squared error average over the reconstruction of the dataset. Results are in 1b. In the extrapolation task, we provide the network with the first half of the timeline and construct measurements in the second half of the timeline. Results are in 1b. The latent ODE model with temporal weights converges to a significantly better performance in both the extrapolation and interpolation tasks.

**Architecture** The Latent ODE is as follows: an encoder comprised of a GRU of 50 units, hidden size of 40, and Neural ODE of size 50 with 3 layers; a latent size of 20; and a decoder comprised

of a Neural ODE of size 50 with 3 layers. The Latent ODE with temporal weights is as follows: an encoder comprised of a GRU of 25 units, hidden size of 20, and Neural ODE of size 25 with 3 layers; a latent size of 20; and a decoder comprised of a Neural ODE of size 25 with 3 layers.

### 3.2 Human Activity

We evaluate TW on the Human Activity dataset Kaluža et al. [2010] of 5 individuals performing 7 activities, such as sitting and walking, resulting in 25 sequences of 6,600 time points each on average. 6,554 sequences of 211 time points each. The dataset has 12 features of 3D positions from tags attached to a belt, chest, and each ankle (3 dimensions x 4 tags).

**Time-Point Classification** The task is to classify each time point into one of the activities for a total of 1,477 (7 x 211) outputs. The model with temporal weights has better performance, converges in fewer epochs. Results are in 3.

Table 3: Human Activity. Classification at each time point. (Parenthesis compare the models at the same epoch.)

METHOD	ACC	EPOCHS	# PARAMS
L-ODE	0.846 (0.748)	52 (10)	1,696,763
w/ TW	0.870	10	141,023

Table 4: Climate prediction.

METHOD	MSE	NLL	EPOCHS	# PARAMS
GRUODE	0.43	0.84	74	42,640
w/ TW	0.40	0.87	68	9,105

Table 5: Sepsis prediction. At every hour, predict whether the patient will have sepsis within the next 6 to 12 hours. (Parenthesis compare the models at the same epoch.)

METHOD	AUC	EPOCHS	# PARAMS
ODERNN	0.689 (0.669)	67 (24)	148,672
ODERNN	0.765 (0.696)	86 (24)	680,462
w/ TW	0.787	24	149,519
NCDE	0.925 (0.905)	130 (110)	55,949
NCDE	0.925	110	193,541
w/ TW	0.931 (0.918)	180 (110)	58,553

**Architecture** The Latent ODE is as follows: an encoder comprised of a GRU of 50 units, hidden size of 100, and Neural ODE of size 500 with 4 layers; a latent size of 15; and a decoder comprised of a Neural ODE of size 500 with 2 layers. The Latent ODE with temporal weights is as follows: an encoder comprised of a GRU of 25 units, hidden size of 20, and Neural ODE of size 25 with 3 layers; a latent size of 20; and a decoder comprised of a Neural ODE of size 25 with 3 layers.

### 3.3 MuJoCo Physics Simulation

The physics simulation dataset Rubanova et al. [2019] is 10,000 sequences of 100 regularly sampled 14-dimensional time-points generated from the MuJoCo Todorov et al. [2012] simulator. The dataset is of a bipedal model, called the Hopper model in the Deepmind Control Suite Tassa et al. [2018]. The task is to learn to approximate Newtonian physics of the hopper rotating in the air and falling to the ground starting from a randomly sampled position and velocity. The resulting deterministic trajectories are dictated by their initial states. This should be straightforward for the Latent-ODE model to fit as it matches the assumptions made by the Latent-ODE model, it is dictated by its initial conditions.

In the **interpolation task**, we subsample 10% of the time points to simulate sparse observation times, and predict the other 90% time points. Results are in 2a. In the **extrapolation task**, we provide the network with the first half of the timeline, and then predict the second half. We subsampling 10% of the time points from the first half of the timeline, but predict on all the points in the second half of the timeline. We show results in for 2b two versions of this task. In the first version, shown in the top rows of the table, we subsample 10% of the time points at every batch. This means that the networks will through multiple epochs eventually see all the data points of an input since a different

10% of the time points are sampled each epoch. In the second version, shown in the bottom rows of the table, we subsample 10% of the time points once when the dataset is constructed such that the network will never see the missing the time points. The second version of this task is a more difficult as the missing time points are never used for training. We see in the results that the performance gap between the model with and without temporal weights doubles. In these tasks, we demonstrate that the latent ODE models performs better with temporal weights, and has 5 times fewer parameters. Our model has a similar capacity to the larger model, but with much fewer parameters.

**Architecture** The Latent ODE is as follows: an encoder comprised of a GRU of 100 units, hidden size of 30, and Neural ODE of size 300 with 3 layers; a latent size of 15; and a decoder comprised of a Neural ODE of size 300 with 3 layers. The Latent ODE with temporal weights is as follows: an encoder comprised of a GRU of 50 units, hidden size of 40, and Neural ODE of size 50 with 3 layers; a latent size of 15; and a decoder comprised of a Neural ODE of size 50 with 3 layers.

### 3.4 PhysioNet Sepsis

The PhysioNet Sepsis dataset contains time series of observations from 40,000 ICU patients that were aggregated from two different U.S. hospitals. Each patient has demographics as a general descriptor, such as agent and gender. During a stay in the ICU, up to 40 measurements are taken, such as vital signs and laboratory results. Measurements were recorded together every hour. Each hour is labeled whether or not an onset of sepsis occurred. The dataset is sparse with a missing rate of around 74% and has imbalanced class distributions with a prevalence ratio of around 7.3%.

**Sepsis Prediction** The task is to predict at every hour whether the patient will have sepsis within the next 6 to 12 hours. Results are in 5. The model with temporal weights has better performance with a similar number of parameters.

**Architecture** The smaller ODE RNN with and without TW is as follows: an encoder comprised of a GRU of 50 units; a latent size of 32; a decoder comprised of an MLP of 100 units with 2 layers; and a Neural ODE of size 10 with 1 layer. The larger ODE RNN without TW is as follows: an encoder comprised of a GRU of 1024 units; a latent size of 32; a decoder comprised of an MLP of 100 units with 2 layers; and a Neural ODE of size 20 with 1 layer.

### 3.5 USHCN Daily Climate Data

The United State Historical Climatology Network (USHCN) daily dataset Menne et al. [2010] contains measurements of 5 climate variables (temperatures, precipitation, and snow) over 150 years for 1,218 meteorological stations. We use the processed data from De Brouwer et al. [2019]. It contains a subset of 1,114 stations over an observation window of 4 years subsampled such that each station has around 60 observations on average. The task is to predict the next 3 measurements after the first 3 years of observation.

**Architecture** The smaller GRUODE with TW is as follows: A p\_model with 2 layers of 25 units and an input of 15 units. A classification network with 2 layers of 2 units and an input of 50 units. A gru with 3 layers of 15 units and 2 layers of 45 units. A covariates map with 2 layers of 50 units and an output of 15 units.

The larger GRUODE without TW is as follows: A p\_model with 2 layers of 25 units and an input of 50 units. A classification network with 2 layers of 2 units and an input of 50 units. A gru with 3 layers of 50 units and 2 layers of 150 units. A covariates map with 2 layers of 50 units and an output of 50 units.

## 4 Related Works

Temporal weights are a model of dendrites and synapses. The common view is that memories are encoded in the connection strength between neurons. In artificial neural networks, static weights represent (are inspired by) synapses. However synapses are not static, they have their own dynamics, in addition to the dynamics of the neurons they connect to.

In Poirazi and Mel [2001], the authors investigate the storage capacity of neurons that have synapses with their own dynamics. The authors compare (1) synapses that are linearly summed across dendritic



arbors (contacts with neurons) with (2) synapses where the dendritic compartments are non-linear functions. The results demonstrate a much larger capacity for neurons with non-linear synaptic and dendritic subunits. This suggests that long term memory storage is an active process encoded in the dynamics of synapses and dendrites. Our results support these findings: a neural network with temporal weights has similar (or better) performance to a larger version of same network without temporal weights.

Given the increased capacity from the non-linearity, in temporal weights, we make this capacity accessible to the neural network for processing inputs by modeling the behavior of synaptic plasticity over time. Synaptic plasticity is commonly known for mediating learning and behavior by changing synaptic strength given a local or global signal or an input. This mediation can be viewed as a form of selective content addressing. We take a look at synaptic plasticity from this view, as a mechanism to make information available to the network. Specifically, we take this view while looking at the temporal behavior of synaptic plasticity in changing synaptic strength. Synaptic plasticity and in turn changes in synaptic strength are usually looked at in direct response to some stimuli. However, we look at similar response patterns to stimuli over time.

In Dobrunz and Stevens [1999], the authors stimulated synapses with natural patterns derived from in vivo recordings. These natural patterns do not have constant frequency. They provide a better dataset to judge the relative importance of short- (and long-) term synaptic plasticity for usual synaptic function. The authors find that synaptic strength is being modulated by the timing of the stimulus. Similar changes in synaptic strength occur at different time scales given input history. In temporal weights, we capture this behavior in two approaches. First, the scaling function is based on models of mass neural synchronization whose behavior oscillates over time. Second, we include additional parameters in the scaling function for the network to learn a scaling and length of time for the dataset. In total, the network is able to change its weights based on the timing of an observation in the input sequence.

Temporal weights work similarly to synaptic plasticity mechanisms. Synaptic plasticity mechanisms have been applied to neural networks for memory dependent tasks such as catastrophic forgetting and more recently continual and lifelong learning Miconi et al. [2018], Ba et al. [2016]. In general, these approaches use synaptic plasticity to help the network retain and consolidate memories from previous data while training on new data, though the goal for this process varies amongst tasks. In contrast to these works, temporal weights help the network learn the scaling and length of time underlying the trends in the dataset, which is an active pattern shared across information, not the information itself. Though, there are functional similarities. In these approaches and temporal weights, the networks learn how accomplish their respective tasks using parameters, instead of specifying a fixed behavior. Temporal weights has a similar formulation to Davis et al. [2020], Ha et al. [2016]. In Davis et al. [2020] weight are explicitly dependent on time where the weights are linear functions of time, however we model weights as synapses and dendrites, and are non-linear functions. In Ha et al. [2016], the weights are non-linear functions as the weights are generated by additional networks using the previous hidden state as input, and so are indirectly dependent on time.

## 5 Discussion

We begin by motivating discussion on the substance of temporal data, namely by distinguishing it from other forms of data. Temporal data is different from sequential data or sequential data paired with time stamps (pseudo-temporal data). Sequential data includes tasks such as copy, associative recall, sorting, frequency, n-mnist, moving-mnist, and split-mnist that were made popular by the neural memory, neural attention, neural ODE, and continual learning literatures (cite neural turing machine work). Here are two examples. Under memory tasks, the moving-mnist is generated from moving digits across a frame. Under attention related tasks, the n-mnist dataset is generated from a sensor detecting a change in an image. With these descriptions of the tasks, it is clear that the substance of these data is memory and attention. Furthermore, it is intended as such in their relevant works. Yet, multiple works we cited use sequential data as a stand-in for temporal data. In contrast, temporal data is generated from dynamic systems, that is a time dependence. Sequential data does not have a time dependence. (Temporal causality.)

However, there is overlap when distinguishing between sequential and temporal data, and sequential data can resemble temporal data. Sequential data and temporal data start to overlap when considering

event based data which resembles both temporal data and sequential data. We can alleviate some of the overlap by conditioning on attention based data, such as the n-mnist dataset. That is, event based data that is generated from changes in attention on an underlying process is sequential data if the underlying process is not a dynamical system. In other words, it depends on what we are paying attention to. This recursive definition is intentional as it makes clear that event and attention based data are themselves either temporal or sequential data.

Another and very similar point of overlap is in trajectory data. Well recognized properties of dynamical systems are quasi-periodicity, almost periodicity, and regular periodicity. However, periodicity does not imply a dynamical system. This is an important consideration for trajectory data where frequency tasks, such as those using wave or spiral datasets, resemble temporal dynamical processes, but lack the substance of dynamical systems. For example, learning to construct periodic trajectories or distinguishing between periodic trajectories are memory and attention tasks, respectively. They do not have a time dependence and are not capturing dynamical systems.

We encourage the community to consider the following when naming data as temporal: (1) are underlying dynamical systems generating the data, (2) has the temporal dimensionality of the data been reduced such that it is no longer part of the dataset, (3) is the task online or offline, (4) if it online, at what scale and duration is the input before making the prediction and the prediction itself. These points distinguish temporal data from sequential data and provide context on the nature of time in the temporal dataset. Of greater interest and importance, a direct acknowledgment of time bring us into lifelong learning where consideration of time is essential for negotiating through a deep sea of dynamical systems, where every entity is online except when it is protected.

Our temporal weights significantly increases the expressiveness of the Neural ODE model by learning to dynamically reconfigure the weights over time using a model of neural synchronization. We demonstrate that the resulting models have better performance, fewer parameters, and improved data efficiency. The Neural ODE model with temporal weights performs much better on generative prediction tasks, such as the PhysioNet ICU data imputation task. The neural synchronization behavior seems to be able to better fit the underlying distribution of the data as it can learn the temporal patterns in the data and change the weights accordingly at each time step.

In the Hopper and PhysioNet experiments, we demonstrate that temporal weights has a capacity better than simply increasing the number of parameters. The model of neural synchronization better captures the Newtonian physics of the hopper rotating in the air and falling to the ground, and the underlying temporal distribution of the ICU measurements.

In the Human Activity and PhysioNet experiments, models with temporal weights have better or similar performance than the state of the art models, but in fewer epochs and less parameters. That is, there is better usage of the data during learning. However, the addition of nonlinear weights increases the time of each training epoch by 1.2 – 2.0 times. This is partially due to the model of mass neural synchronization requiring comparisons between all the weights, and then the backward pass needing to compute the gradients for each of these comparisons. The temporal weights may also be straining the ODE solver since the weights are no longer fixed every time the solver calls the network. In general, Neural ODE models are slow to train due to the solver and it is a trade-off for using these models. Discrete networks do not have this issue. We are working on expanding temporal weights to discrete networks.

By introducing time as an explicit dependency of the weights, we have demonstrated that Neural ODE models can better capture the temporal dynamics of a dataset. We have chosen smaller model sizes and datasets with sparse, irregularly sampled time points to elucidate that model with temporal weights are not memorizing, but have an improved capacity for learning.

## References

- Michael Cassidy, Paolo Mazzone, Antonio Oliviero, Angelo Insola, Pietro Tonali, Vincenzo Di Lazzaro, and Peter Brown. Movement-related changes in synchronization in the human basal ganglia. *Brain*, 125(6): 1235–1246, 2002.
- Wolfgang Klimesch. Memory processes, brain oscillations and eeg synchronization. *International journal of psychophysiology*, 24(1-2):61–100, 1996.
- Larry F Abbott and Sacha B Nelson. Synaptic plasticity: taming the beast. *Nature neuroscience*, 3(11): 1178–1183, 2000.

- Eiji Shimizu, Ya-Ping Tang, Claire Rampon, and Joe Z Tsien. Nmda receptor-dependent synaptic reinforcement as a crucial process for memory consolidation. *Science*, 290(5494):1170–1174, 2000.
- Ricky TQ Chen, Yulia Rubanova, Jesse Bettencourt, and David Duvenaud. Neural ordinary differential equations. In *Proceedings of the 32nd International Conference on Neural Information Processing Systems*, pages 6572–6583, 2018.
- Yulia Rubanova, Ricky TQ Chen, and David Duvenaud. Latent odes for irregularly-sampled time series. In *Proceedings of the 33rd International Conference on Neural Information Processing Systems*, pages 5320–5330, 2019.
- Adam Paszke, Sam Gross, Francisco Massa, Adam Lerer, James Bradbury, Gregory Chanan, Trevor Killeen, Zeming Lin, Natalia Gimelshein, Luca Antiga, et al. Pytorch: An imperative style, high-performance deep learning library. *Advances in neural information processing systems*, 32:8026–8037, 2019.
- Ikaro Silva, George Moody, Daniel J Scott, Leo A Celi, and Roger G Mark. Predicting in-hospital mortality of icu patients: The physionet/computing in cardiology challenge 2012. In *2012 Computing in Cardiology*, pages 245–248. IEEE, 2012.
- Boštjan Kaluža, Violeta Mirchevska, Erik Dovgan, Mitja Luštrek, and Matjaž Gams. An agent-based approach to care in independent living. In *International joint conference on ambient intelligence*, pages 177–186. Springer, 2010.
- Emanuel Todorov, Tom Erez, and Yuval Tassa. Mujoco: A physics engine for model-based control. In *2012 IEEE/RSJ International Conference on Intelligent Robots and Systems*, pages 5026–5033. IEEE, 2012.
- Yuval Tassa, Yotam Doron, Alistair Muldal, Tom Erez, Yazhe Li, Diego de Las Casas, David Budden, Abbas Abdolmaleki, Josh Merel, Andrew Lefrancq, et al. Deepmind control suite. *arXiv preprint arXiv:1801.00690*, 2018.
- MJ Menne, CN Williams Jr, and RS Vose. Long-term daily and monthly climate records from stations across the contiguous united states. *Website <http://cdiac.ornl.gov/epubs/ndp/ushcn/access.html> [accessed 23 September 2010]*, 2010.
- Edward De Brouwer, Jaak Simm, Adam Arany, and Yves Moreau. Gru-ode-bayes: Continuous modeling of sporadically-observed time series. *Advances in neural information processing systems*, 32, 2019.
- Panayiota Poirazi and Bartlett W Mel. Impact of active dendrites and structural plasticity on the memory capacity of neural tissue. *Neuron*, 29(3):779–796, 2001.
- Lynn E Dobrunz and Charles F Stevens. Response of hippocampal synapses to natural stimulation patterns. *Neuron*, 22(1):157–166, 1999.
- Thomas Miconi, Kenneth Stanley, and Jeff Clune. Differentiable plasticity: training plastic neural networks with backpropagation. In *International Conference on Machine Learning*, pages 3559–3568. PMLR, 2018.
- Jimmy Ba, Geoffrey E Hinton, Volodymyr Mnih, Joel Z Leibo, and Catalin Ionescu. Using fast weights to attend to the recent past. *Advances in Neural Information Processing Systems*, 29:4331–4339, 2016.
- Jared Quincy Davis, Krzysztof Choromanski, Jake Varley, Honglak Lee, Jean-Jacques Slotine, Valerii Likhoshesterov, Adrian Weller, Ameesh Makadia, and Vikas Sindhwani. Time dependence in non-autonomous neural odes. *arXiv preprint arXiv:2005.01906*, 2020.
- David Ha, Andrew Dai, and Quoc V Le. Hypernetworks. *arXiv preprint arXiv:1609.09106*, 2016.
- Max Horn, Michael Moor, Christian Bock, Bastian Rieck, and Karsten Borgwardt. Set functions for time series. In *International Conference on Machine Learning*, pages 4353–4363. PMLR, 2020.
- Wenjie Du, David Côté, and Yan Liu. Saits: Self-attention-based imputation for time series. *arXiv preprint arXiv:2202.08516*, 2022.

## A Appendix

We provide comparisons to additional models in the tables below.

Table 6: Classification PhysioNet ICU.

METHOD	AUC
LATENT ODE	0.857
w/ TW	0.861
SAITS	0.848
BRITS	0.835
GP-VAE	0.834
M-RNN	0.822
E2GAN	0.830
GRUI-GAN	0.830
GRU-D	0.863
GRU-SIMPLE	0.808
IP-NETS	0.860
PHASED-LSTM	0.790
SEFT-ATTN	0.851
TRANSFORMER	0.863

FROM HORN ET AL. [2020], DU ET AL. [2022]

Table 7: Classification on PhysioNet Sepsis

METHOD	AUC
ODERNN	0.765
w/ TW	0.787
NCDE	0.925
NCDE	0.925
w/ TW	0.931
GRU-D	0.674
GRU-SIMPLE	0.781
IP-NETS	0.742
PHASED-LSTM	0.754
SELF-ATTN	0.768
TRANSFORMER	0.658

FROM HORN ET AL. [2020]

Table 8: Number of Parameters (Rounded)

METHOD	#PARAMS
L-ODE	67,071
w/ TW	52,016
M-RNN	70,000
E2GAN	80,000
GP-VAE	150,000
GRUI-GAN	160,000
BRITS	730,000
TRANSFORMER	4,360,000
SAITS	5,320,000