

Resolution of the LHCb η_c anomaly

Sudhansu S. Biswal^{1*}, Sushree S. Mishra^{1†} and K. Sridhar^{2‡}

1. *Department of Physics, Ravenshaw University,
Cuttack, 753003, India.*

2. *School of Arts and Sciences, Azim Premji University,
Sarjapura, Bangalore, 562125, India.*

Abstract

Due to the heavy-quark symmetry of Non-Relativistic Quantum Chromodynamics (NRQCD), the cross-section for the production of η_c can be *predicted*. This NRQCD prediction when confronted with data from the LHCb is seen to fail miserably. We address this LHCb η_c anomaly in this paper using a new approach called modified NRQCD, an approach that has been shown to work extremely well for studying J/ψ , ψ' and χ_c production at the LHC. We show, in the present paper, that the predictions for η_c production agrees very well with LHCb measurements at the three different values of energy that the experiment has presented data for. Modified NRQCD also explains the intriguing agreement of the LHCb η_c data with the colour-singlet prediction. The remarkable agreement of the theoretical predictions with the LHCb data suggests that modified NRQCD is closer to apprehending the true dynamics of quarkonium production.

One of the most important and daunting problems in Quantum Chromodynamics (QCD) is the understanding of how quarks form physical bound states – the hadrons. One small corner of this unnavigated terrain where one can make some headway is in the study of quarkonia – when a heavy quark and anti-quark come together to form a neutral meson. A very heavy quark like the top decays before it can form a bound-state so when we study quarkonia we are interested in charmonium and bottomonium systems. In these systems, the relative velocity, v , of the $Q\bar{Q}$ pair is small and, therefore, the bound state can be studied in a non-relativistic approximation. The effective field theory that has been formulated to study such systems is called Non-Relativistic Quantum Chromodynamics (NRQCD) [1] which is derived from the QCD Lagrangian by neglecting all states of momenta much larger than the heavy quarkonium mass, M

*E-mail: sudhansu.biswal@gmail.com

†Email: sushreesimran.mishra97@gmail.com

‡E-mail: sridhar.k@apu.edu.in

and accounting for this exclusion by adding new interaction terms yielding the effective Lagrangian.

The quarkonium state admits of a Fock-state expansion in orders of v . At leading order, the $Q\bar{Q}$ state is in a colour-singlet state but at $\mathcal{O}(v)$, it can be in a colour-octet state which is connected to the physical J/ψ state through a non-perturbative gluon emission.

The cross section for production of a quarkonium state H of mass M in NRQCD can be factorised as:

$$\sigma(H) = \sum_{n=\{\alpha,S,L,J\}} \frac{F_n}{M^{d_n-4}} \langle \mathcal{O}_n^H(2S+1L_J) \rangle, \quad (1)$$

where F_n 's are the short-distance coefficients and \mathcal{O}_n are operators of naive dimension d_n , describing the long-distance effects. These non-perturbative matrix elements are guaranteed to be energy-independent due to the NRQCD factorization formula, so that they may be extracted at a given energy and used to predict quarkonium cross-sections at other energies.

NRQCD found much success in explaining the systematics of charmonium production at the Fermilab Tevatron [2] in contrast to the then existing model of quarkonium production – the colour-singlet model [3]. But NRQCD does not predict the normalisation of the p_T distributions because of the unknown non-perturbative parameters so other tests of NRQCD were needed to validate it [4]. Of these, the polarisation of the J/ψ provides an important test: NRQCD predicts [5, 6] a fully transversely polarised J/ψ at large p_T . The Tevatron experiments found no evidence for this [7].

Another important test of NRQCD comes from the study of η_c production. The heavy-quark symmetry of NRQCD provides a set of relations which connect non-perturbative parameters of different resonances so a measurement of a given state yields information on the non-perturbative parameters of another state related to the former by heavy-quark symmetry. In particular, the non-perturbative parameters required for η_c production can be obtained, using heavy quark symmetry, from the parameters of J/ψ production. This approach has been used to predict the η_c production cross-section at the Tevatron [8] and at the LHC [9].¹

Like the prediction of polarisation, the prediction of the η_c cross-section is a definitive test of NRQCD. Just as NRQCD fails miserably in predicting the J/ψ polarisation, it also gets the η_c cross-section completely wrong [11]: the NRQCD prediction is completely at variance with the cross-section measured by the LHCb experiment at three different values of centre- of-mass energy. It is this LHCb η_c anomaly that we address in this paper.

¹ h_c production at the Tevatron [10] and at the LHC [9] has also been studied using this approach

The Fock space expansion of the physical η_c , which is a 1S_0 ($J^{PC} = 0^{-+}$) state, is:

$$|\eta_c\rangle = \mathcal{O}(1) \left| Q\bar{Q}[^1S_0^{[1]}] \right\rangle + \mathcal{O}(v^2) \left| Q\bar{Q}[^1P_1^{[8]}]g \right\rangle + \mathcal{O}(v^4) \left| Q\bar{Q}[^3S_1^{[8]}]g \right\rangle + \dots \quad (2)$$

In the above expansion the colour-singlet 1S_0 state contributes at $\mathcal{O}(1)$. As the P -state production is itself down by factor of $\mathcal{O}(v^2)$ both the colour-octet 1P_1 and 3S_1 channels effectively contribute at the same order. The colour-octet state $^1P_1^{[8]}$ ($^3S_1^{[8]}$) becomes a physical η_c by emitting a gluon in an E1 (M1) transition. Keeping terms up-to $\mathcal{O}(\alpha_s^3 v^7)$ the η_c production cross section can be written as:

$$\begin{aligned} \sigma(\eta_c) &= F_1[^1S_0] \langle 0 | \mathcal{O}_1^{\eta_c}[^1S_0] | 0 \rangle \\ &+ \frac{F_8[^1P_1]}{M^2} \langle 0 | \mathcal{O}_8^{\eta_c}[^1P_1] | 0 \rangle + F_8[^3S_1] \langle 0 | \mathcal{O}_8^{\eta_c}[^3S_1] | 0 \rangle, \end{aligned} \quad (3)$$

where the coefficients, F_n 's, are the cross sections for the production of $c\bar{c}$ pair in the respective angular momentum and colour states.

To predict the η_c cross-section, the values of $\langle \mathcal{O}_n^{\eta_c} \rangle$'s obtained from the experimentally predicted values $\langle \mathcal{O}_n^{J/\psi} \rangle$'s using relations given by heavy-quark symmetry:

$$\begin{aligned} \langle 0 | \mathcal{O}_1^{\eta_c}[^1S_0] | 0 \rangle &= \frac{1}{3} \langle 0 | \mathcal{O}_1^{J/\psi}[^3S_1] | 0 \rangle (1 + \mathcal{O}(v^2)), \\ \langle 0 | \mathcal{O}_8^{\eta_c}[^1P_1] | 0 \rangle &= \langle 0 | \mathcal{O}_8^{J/\psi}[^3P_0] | 0 \rangle (1 + \mathcal{O}(v^2)), \\ \langle 0 | \mathcal{O}_8^{\eta_c}[^3S_1] | 0 \rangle &= \langle 0 | \mathcal{O}_8^{J/\psi}[^1S_0] | 0 \rangle (1 + \mathcal{O}(v^2)). \end{aligned} \quad (4)$$

With the values of the non-perturbative parameters determined as above, the η_c cross-section is a prediction of NRQCD that can be directly tested in experiments. The p_T -dependence of the η_c cross-section has been measured at the LHCb at three different energies. In Fig. 1, we compare the predictions of NRQCD obtained, using the heavy-quark symmetry relations, with the η_c p_T distribution at $\sqrt{s} = 13$ TeV. The disagreement between NRQCD predictions and the experimental values of the cross-section is huge. The other conundrum is that the colour-singlet prediction alone seems to be well in agreement with the data in total contrast to the situation with J/ψ production. The results presented in Fig. 1 are not new: this anomaly, as we mentioned earlier, has been known and noted in the literature for several years now [11]; we have presented the results in Fig. 1 to draw attention to the magnitude of the discrepancy and to also bring to the fore the mysterious agreement of the colour-singlet prediction with the data.

In a recently proposed modification of NRQCD [12], which we have named modified NRQCD, we had suggested that the colour-octet $c\bar{c}$ state can radiate several soft *perturbative* gluons – each emission taking away little energy but carrying away units

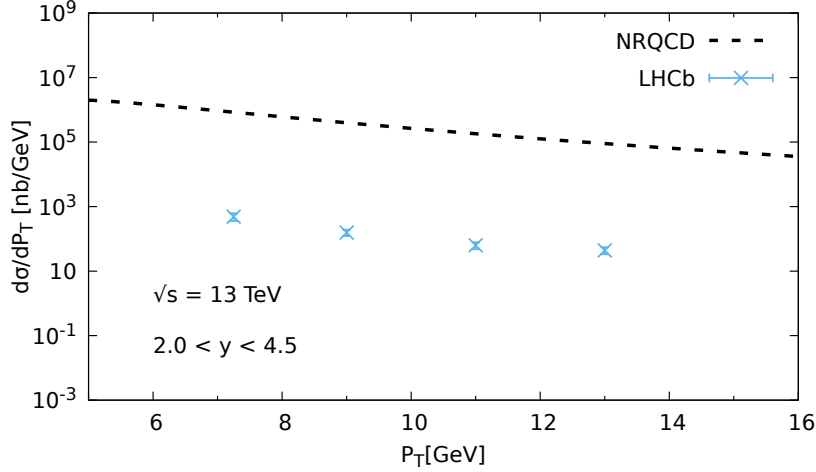


Figure 1: NRQCD predicted differential cross section compared with the data on η_c production from the LHCb experiment at $\sqrt{s} = 13$ TeV.

of angular momentum. In the multiple emissions that the colour-octet state can make before it makes the final NRQCD transition to a quarkonium state, the angular momentum and spin assignments of the $c\bar{c}$ state changes constantly. Consequently, the Fock expansion for J/ψ (analogous to the one given in Eq. 2 for η_c) is no longer valid in modified NRQCD and the equation for J/ψ corresponding to Eq. 3 also gets changed.

In Refs. [12] and [13], we have studied J/ψ and χ_c production, respectively, in modified NRQCD. Fitting the non-perturbative parameters from the Tevatron J/ψ and χ_c data, we have made predictions for the cross-sections of these charmonium states at the LHC and find excellent agreement with the LHC data.

In this paper, we confront the LHCb η_c cross-section using modified NRQCD and we present the details in the following.

For η_c , for example, the NRQCD cross-section formula which was given as follows when written down explicitly in terms of the octet and singlet states

$$\sigma_{\eta_c} = \hat{F}_{1S_0^{[1]}} \times \langle \mathcal{O}(^1S_0)^{[1]} \rangle + \frac{1}{M^2} \left[\hat{F}_{1P_1^{[8]}} \times \langle \mathcal{O}(^1P_1)^{[8]} \rangle \right] + \hat{F}_{3S_1^{[8]}} \times \langle \mathcal{O}(^3S_1)^{[8]} \rangle \quad (5)$$

gets modified to the following in the modified NRQCD with perturbative soft gluon emission:

$$\begin{aligned} \sigma_{\eta_c} = & \left[\hat{F}_{1S_0^{[1]}} \times \left(\frac{\langle \mathcal{O}^{J/\psi}(^3S_1^{[1]}) \rangle}{3} \right) \right] \\ & + \left[\hat{F}_{3S_1^{[8]}} + \hat{F}_{1P_1^{[8]}} + \hat{F}_{1S_0^{[8]}} + \hat{F}_{3P_J^{[8]}} \right] \times \left(\frac{\langle \mathcal{O}^{J/\psi}(^3S_1^{[1]}) \rangle}{8} \right) \\ & + \left[\hat{F}_{3S_1^{[8]}} + \hat{F}_{1P_1^{[8]}} + \hat{F}_{1S_0^{[8]}} + \hat{F}_{3P_J^{[8]}} \right] \times \langle \mathcal{O}^{\eta_c} \rangle, \end{aligned} \quad (6)$$

where

$$\langle \mathcal{O}^{\eta_c} \rangle = \times \left[\langle \mathcal{O}(^3S_1^{[8]}) \rangle + \langle \mathcal{O}(^1S_0^{[8]}) \rangle + \frac{\langle \mathcal{O}(^3P_J^{[8]}) \rangle}{M^2} \right]. \quad (7)$$

It is important to pay attention to the second line in Eq. 6. This term arises because of the following physical situation in modified NRQCD: in emitting soft gluons, the colour-octet state can every once in a while make a transition to a colour-singlet state and this colour-singlet-state can no longer emit any soft-gluons but will eventually make a non-perturbative transition to a physical charmonium state. This is a mixed octet-singlet contribution and there is nothing like this in NRQCD: it is a novel feature of modified NRQCD.

The non-perturbative parameters for η_c are not obtained from any independent fits but from the J/ψ case, using the heavy-quark symmetry relations alluded to below. These are:

$$\langle \mathcal{O}_1^{\eta_c}[^1S_0] \rangle = \frac{1}{3} \langle \mathcal{O}_1^{J/\psi}[^3S_1] \rangle, \quad (8)$$

$$\langle \mathcal{O}^{\eta_c} \rangle = \langle \mathcal{O}^{J/\psi} \rangle, \quad (9)$$

where $\langle \mathcal{O}^{J/\psi} \rangle$ is the fitted parameter for J/ψ . We have taken $\langle \mathcal{O}^{J/\psi} \rangle = -0.161 \text{ GeV}^3$, which was obtained earlier using modified NRQCD [12].

The cross-section kinematics are the usual and, even at the risk of pedantry, we write the expression for the cross-section explicitly:

$$\begin{aligned} \frac{d\sigma}{dp_T} (p\bar{p} \rightarrow c\bar{c} [^{2S+1}L_J^{[1,8]}] X) = \\ \sum \int dy \int dx_1 x_1 G_{a/p}(x_1) x_2 G_{b/p}(x_2) \frac{4p_T}{2x_1 - \bar{x}_T} e^y \\ \frac{d\hat{\sigma}}{d\hat{t}}(ab \rightarrow c\bar{c}[^{2S+1}L_J^{[1,8]}] d), \end{aligned} \quad (10)$$

where the summation is over the partons (a and b), $G_{a/p}$, $G_{b/p}$ are the distributions of partons a and b in the protons and x_1 , x_2 are the respective momentum they carry. In the above formula, $\bar{x}_T = \sqrt{x_T^2 + 4\tau} \equiv 2M_T/\sqrt{s}$ with $x_T = 2p_T/\sqrt{s}$ and $\tau = M^2/s$. \sqrt{s} is the center-of-mass energy, M is the mass of the resonance and y is the rapidity at which the resonance is produced. The matrix elements for the subprocesses can be found in Refs. [14, 15, 8].

In Fig. 2 we compare the predictions for the η_c cross-section in modified NRQCD with the experimental measurements at different energies from the LHC experiment. The remarkable agreement of the predictions with LHCb cross-sections are obvious and the agreement is seen at all the energies. We have also shown the colour-singlet

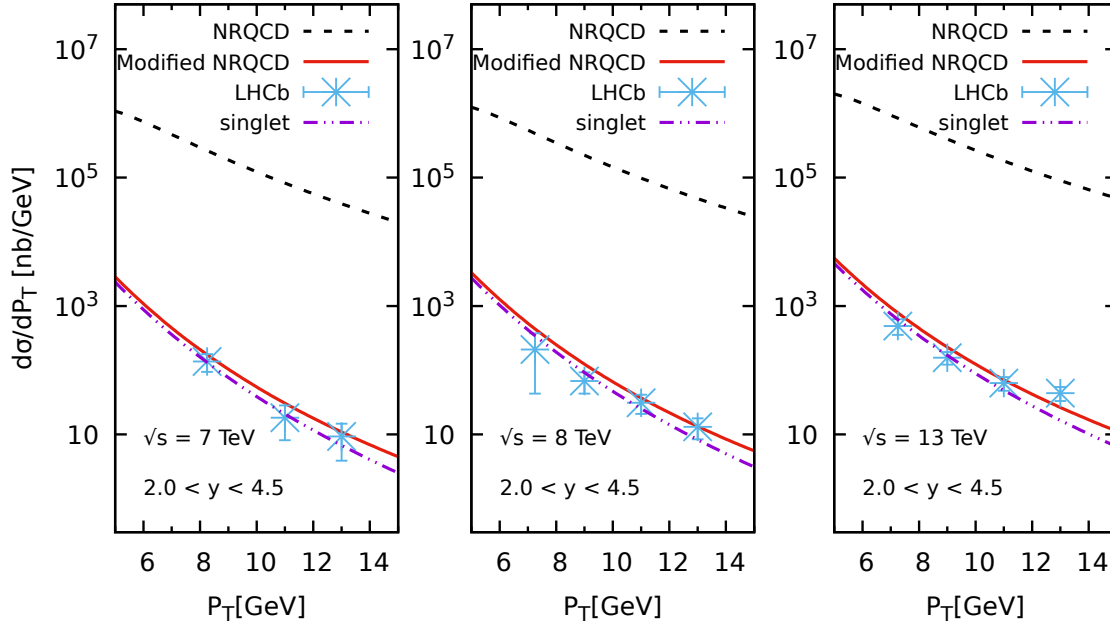


Figure 2: Predicted differential cross sections for η_c production at the LHC running at different center-of-mass energies compared with the data from the LHCb experiment.

prediction separately in Fig. 2. As can be seen, the modified NRQCD prediction and the colour-singlet prediction are very similar. In other words, in modified NRQCD, there is a delicate contribution between the octet contribution and the mixed octet-singlet contribution and that is why the total contribution is essentially given by the colour-singlet contribution. we should add that this cancellation materialises only in the forward kinematic region (where LHCb measures the η_c cross-section) and not in the central region where the LHC experiments or even the Tevatron experiments measured their J/ψ cross-section.

Finally, we present in Fig. 3 the ratio of the η_c to J/ψ cross-section at $\sqrt{s} = 13$ TeV and in the same forward region of kinematics, a measurement that may be undertaken in the LHCb experiment in the near future.

In summary, modified NRQCD provides a neat solution to the LHCb η_c anomaly and provides an understanding of all the features of the η_c data. It is important to reiterate that the η_c cross-section in modified NRQCD is a prediction and not a fit and the remarkable agreement with the LHCb data suggests that modified NRQCD is closer to apprehending the true dynamics of quarkonium production.

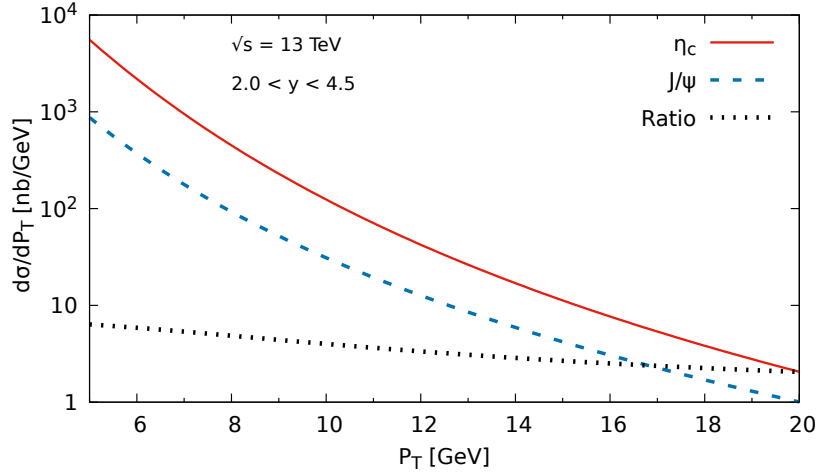


Figure 3: Ratio of η_c to J/ψ differential production cross-sections at the LHC for $\sqrt{s} = 13$ TeV.

Acknowledgments

One of us (K.S.) is grateful to members of the LHCb collaboration – Monica Pepe-Altarelli, Sergey Barsuk, Valeriia Zhovkovska and Andrii Usachov for valuable discussions. Discussions with Vaia Papadimitriou are also gratefully acknowledged.

References

- [1] G. T. Bodwin, E. Braaten and G. P. Lepage, Phys. Rev. D **51**, 1125 (1995) [Erratum-ibid. D **55**, 5853 (1997)] [arXiv:hep-ph/9407339].
- [2] F. Abe *et al.* [CDF], Phys. Rev. Lett. **79**, 572 (1997); F. Abe *et al.* [CDF], Phys. Rev. Lett. **79**, 578 (1997).
- [3] R. Baier and R. Ruckl, Z. Phys. C **19**, 251 (1983).
- [4] M. Cacciari and M. Kramer, Phys. Rev. Lett. **76**, 4128 (1996) [arXiv:hep-ph/9601276]; J. Amundson, S. Fleming and I. Maksymyk, Phys. Rev. D **56**, 5844 (1997) [arXiv:hep-ph/9601298]; S. Gupta and K. Sridhar, Phys. Rev. D **54**, 5545 (1996) [arXiv:hep-ph/9601349]; Phys. Rev. D **55**, 2650 (1997) [arXiv:hep-ph/9608433]; M. Beneke and I. Z. Rothstein, Phys. Rev. D **54**, 2005 (1996) [Erratum-ibid. D **54**, 7082 (1996)] [arXiv:hep-ph/9603400]; W. K. Tang and M. Vanttinen, Phys. Rev. D **54**, 4349 (1996) [arXiv:hep-ph/9603266]; E. Braaten and Y. Q. Chen, Phys. Rev. Lett. **76**, 730 (1996) [arXiv:hep-ph/9508373]; K. M. Cheung, W. Y. Keung and T. C. Yuan, Phys. Rev. Lett. **76**, 877 (1996) [arXiv:hep-ph/9509308]; P. L. Cho,

- Phys. Lett. B **368**, 171 (1996) [arXiv:hep-ph/9509355]; K. M. Cheung, W. Y. Keung and T. C. Yuan, Phys. Rev. D **54**, 929 (1996) [arXiv:hep-ph/9602423]; P. Ko, J. Lee and H. S. Song, Phys. Rev. D **53**, 1409 (1996) [arXiv:hep-ph/9510202]; G. T. Bodwin, E. Braaten, T. C. Yuan and G. P. Lepage, Phys. Rev. D **46**, 3703 (1992) [arXiv:hep-ph/9208254]; K. Sridhar, A. D. Martin and W. J. Stirling, Phys. Lett. B **438**, 211 (1998) [arXiv:hep-ph/9806253].
- [5] P. L. Cho and M. B. Wise, Phys. Lett. B **346**, 129 (1995) [arXiv:hep-ph/9411303].
- [6] M. Beneke and M. Kramer, Phys. Rev. D **55**, 5269 (1997) [arXiv:hep-ph/9611218];
- [7] A. A. Affolder *et al.* [CDF Collaboration], Phys. Rev. Lett. **85**, 2886 (2000) [arXiv:hep-ex/0004027]; A. Abulencia *et al.* [CDF Collaboration], Phys. Rev. Lett. **99**, 132001 (2007) [arXiv:0704.0638 [hep-ex]].
- [8] P. Mathews, P. Poulose and K. Sridhar, Phys. Lett. B **438**, 336 (1998) [arXiv:hep-ph/9803424].
- [9] K. Sridhar, Phys. Lett. B **674**, 36 (2009) [arXiv:0812.0474 [hep-ph]]; E. Braaten, B. A. Kniehl and J. Lee, Phys. Rev. D **62**, 094005 (2000) [arXiv:hep-ph/9911436]; S. S. Biswal and K. Sridhar, J. Phys. G **39**, 015008 (2012) [arXiv:1007.5163 [hep-ph]].
- [10] K. Sridhar, Phys. Rev. Lett. **77**, 4880 (1996) [arXiv:hep-ph/9609285].
- [11] R. Aaij *et al.* [LHCb], Eur. Phys. J. C **75**, no.7, 311 (2015) [arXiv:1409.3612 [hep-ex]]; R. Aaij *et al.* [LHCb], Eur. Phys. J. C **80**, no.3, 191 (2020) [arXiv:1911.03326 [hep-ex]].
- [12] S. S. Biswal, S. S. Mishra and K. Sridhar, Phys. Lett. B **832**, 137221 (2022) [arXiv:2201.09393 [hep-ph]].
- [13] S. S. Biswal, S. S. Mishra and K. Sridhar, Phys. Lett. B **834**, 137490 (2022) [arXiv:2206.15252 [hep-ph]].
- [14] P. L. Cho and A. K. Leibovich, Phys. Rev. D **53**, 6203 (1996) [arXiv:hep-ph/9511315].
- [15] R. Gastmans, W. Troost and T. T. Wu, Nucl. Phys. B **291**, 731 (1987).