

Adaptive Fine-tuning for Multiclass Classification over Software Requirement Data

Savas Yildirim¹, Mucahit Cevik^{1*}, Devang Parikh² and Ayse Basar¹

¹ Toronto Metropolitan University, 44 Gerrard St E, Toronto, M5B 1G3, Ontario, Canada.

² IBM, Cary, 27709, North Carolina, USA.

*Corresponding author(s). E-mail(s): mcevik@ryerson.ca;

Abstract

The analysis of software requirement specifications (SRS) using Natural Language Processing (NLP) methods has been an important study area in the software engineering field in recent years. Especially thanks to the advances brought by deep learning and transfer learning approaches in NLP, SRS data can be utilized for various learning tasks more easily. In this study, we employ a three-stage domain-adaptive fine-tuning approach for three prediction tasks regarding software requirements, which improve the model robustness on a real distribution shift. The multi-class classification tasks involve predicting the *type*, *priority* and *severity* of the requirement texts specified by the users. We compare our results with strong classification baselines such as word embedding pooling and Sentence BERT, and show that the adaptive fine-tuning leads to performance improvements across the tasks. We find that an adaptively fine-tuned model can be specialized to particular data distribution, which is able to generate accurate results and learns from abundantly available textual data in software engineering task management systems.

Keywords: Software Requirement Specification (SRS), Transformers, transfer learning, domain adaptation, deep learning

1 Introduction

Software Requirements Specifications (SRS) provide detailed information on the functionality and features of a software project. They also help evaluate compliance with the standards and requirements laid down at the project initiation. SRS data is usually created in natural language and serves the purpose of enabling communication between the teams collaborating on the project. SRS language is subject to a certain level of subjectivity that might lead to misinterpretation, contradiction, ambiguity and redundancy. Automation brought by Natural Language Processing (NLP) methods can help avoid these issues in an effective manner.

NLP methods can be used to facilitate different tasks in requirement engineering including classification and extraction of requirements, which can lead to substantial savings in terms of time and effort spent on these tasks. The research in this field has benefited from recent developments in NLP for a variety of tasks such as extractive summarization, tagging, and entity recognition [1]. These recent developments in NLP methodology can be attributed to transfer learning that has become the state-of-the-art approach for generic language modeling [2]. Most transfer learning approaches rely on sequential learning, which has been a common practice for NLP due to its simplicity. Many NLP tasks are gradually achieved in sequential order as the generalization capacity of a language model increases with sequential learning that enables leveraging the information obtained from the previous task to achieve better performance on further tasks.

Most studies in the literature rely on a two-stage transfer learning regimen: pre-training and fine-tuning. One main problem with the two-stage regimen is that the distribution of source data may differ from the target data. As such, it can be highly beneficial to adapt a model from a training distribution to the different distribution of the target task. Adaptive fine-tuning can provide a remedy for this problem by utilizing the unlabeled textual data in the target domain. Accordingly, the two-stage regimen can be extended to three or more stages where additional training can be performed after the pre-training step. Such additional training is also known as adaptive pre-training (APT), pre-finetuning (PFT), and continual pre-training (CPT).

Research goals and scope

In this study, we focus on leveraging transfer learning methods to improve text classification performance over SRS data. Specifically, we design an adaptive fine-tuning framework that makes use of abundantly available unlabeled data in the target domain. We conduct our analysis with the SRS data obtained from IBM Rational DOORS Next Generation product [3]. This product serves as a requirement management tool for optimizing collaboration and communication between software development teams to improve the information flow within a project. DOORS dataset is used for three different classification tasks, namely, predicting *Priority*, *Severity*, and *Type* of a requirement.

Contribution

Standard transfer learning is typically performed in two stages. The first stage includes learning from source data, while the second stage is fine-tuning source knowledge for the solution of the main target task. However, the assumption that source and target share a similar distribution may not hold in real-world problems since the distribution of the target can differ from that of source data over time or across domains, which is called Out-of-Distribution (OOD) problem [4]. The solution is to adapt a model from the source distribution to the distribution of the target task. In this study, we show how to apply adaptation and leverage the three-stage domain-adaptive fine-tuning for three multi-class classification tasks over a software requirement dataset, DOORS. The main contributions of our study are summarized as follows:

- We create a strong baseline for our analysis by utilizing word embeddings and Sentence BERT as feature extraction models where the model parameters are frozen and given as input to the linear classifier. Additionally, we utilize two- and three-stage fine-tuning mechanisms for the classification task where the base (e.g., BERT-base and RoBERTa-base), large (e.g., BERT-large and RoBERTa-large) and distilled versions of the Transformer models are leveraged.
- We make use of the additional unlabeled in-domain data to further pre-train Transformer model checkpoints on in-domain data. It is an additional *adaptive fine-tuning* step for improving text classification performance. These adaptively trained models are then fine-tuned again for three downstream tasks. Designing an adaptive fine-tuning mechanism that provides a performance boost constitutes the main novelty of this work along with the novel application problem.
- We conduct an extensive empirical study, and provide a detailed analysis of the performances of various models for the SRS datasets. These analyses contribute to the understanding of the strengths and limitations of state-of-the-art text classification methods for important practical problems in software engineering.

Organization of the paper

The rest of the paper is organized as follows. In Section 2, we briefly review the most relevant studies to our work, with a special focus on NLP-based automation in software engineering and methodological developments in transfer learning. We provide a discussion on the employed methods in Section 3, along with a discussion on our dataset and a review of Transformer models and domain adaptation. In Section 4, we discuss the results from our numerical study, and we conclude the paper in Section 5 with a summary of our findings, and a discussion on study limitations and future research directions.

2 Literature review

In the literature, SRS data have been analyzed using various text classification techniques such as document classification or sentiment analysis, to enhance the software development process via high-quality predictions. In earlier studies, traditional machine learning models were successfully used for such tasks. Hussain et al. [5] applied document classification in a traditional machine learning pipeline to detect ambiguities in the SRS documents. They trained decision trees to map the SRS document passages to ambiguous or unambiguous labels, which is a binary classification task. Zhang et al. [6] focused on extracting problematic API designs using sentiment analysis. They extracted useful information from online resources that contain huge amounts of unstructured data, such as bug reports and some online discussions. Hou et al. [7] used Naive Bayes models to categorize API discussions based on their content. There have been various machine learning applications over the software requirement datasets. For instance, Asabadi et al. [8] employed fuzzy set theory to identify ambiguous SRS statements by using an ambiguous terms list. Apart from machine learning methods, rule-based approaches have also been employed for the classification tasks in the software engineering domain such as requirement classification [9]. In recent years, deep learning architectures have been frequently employed for text analytics tasks in requirement engineering. Navarro et al. [10] applied Convolutional Neural Network (CNN) models to classify software requirements without using handcrafted features. Onyeka et al. [11] utilized commonsense knowledge ontology for implicit requirements framework where a CNN-based auto-encoder identifies implicit requirements from tables and images in large SRS documents.

The most recent NLP-related works in the field of software engineering and requirement engineering have been shaped by transfer learning. The pre-trained language models (PLM), specifically the encoder part of the Transformers, have been the best models to take advantage of transfer learning. In this regard, Bidirectional Encoder Representations from Transformers (BERT) [12] has proven to be useful, especially for text and token classification problems such as sentiment analysis and named entity recognition. Many variants of BERT have recently emerged and they are used in software analytics including the classification tasks involving SRS data [1, 13, 14]. Hey et al. [13] fine-tuned BERT on specific tasks where the model predicts if a requirement is non-functional or functional. In another study, Sainani et al. [14] employed BERT in a different way such that they first extract requirements from large software engineering contracts and then classify those. Their approach is based on the idea that business contracts could help in the identification of high-level requirements in order to improve the performance of software engineering projects. Kici et al. [1] fine-tuned various PLMs for different SRS tasks. They used different BERT models and the variants for three different datasets to test out the generalizability of their results.

All these aforementioned Transformer models have been implemented using a two-stage straightforward fine-tuning process. Specifically, they solved

downstream tasks without domain-specific adaptation just by training the pre-trained model checkpoints with labeled data. However, it is possible to increase the transfer learning capacity by adaptive fine-tuning using unlabeled data that is easy to obtain for most problems. Adaptive fine-tuning is a domain adaptation technique to find a way of applying a pre-trained model trained on general-purpose source data to a different target domain [15]. However, the source and target domain can have different distributions such as vocabulary distribution. Some studies [16, 17] showed that adaptation takes care of the effects of the mismatch between the previous source distribution and the target distribution. The domain-specific models such as BioBERT [18], SciBERT [19], HateBERT [20], ClinicalBERT [21], NetBERT [22], MathBERT [23], News [16] and GraphCodeBERT [24] have started to be frequently observed in the literature. All these models or checkpoints try to build a better model that can work in cases where the distribution of the target domain is different from that of the source domain. Some studies investigated the benefit of masking rate in Transformer architecture. The selection of 15% has been mostly seen as an efficient default rate during pre-training of MLMs [25]. On the other hand, in another study, Wettig et al. [26] suggested that masking around 40% of input tokens instead of 15% can show a better downstream task performance.

To the best of our knowledge, there is no other study that focused on software requirement domain adaptation. In our study, we addressed this research gap in the software engineering area and applied adaptive fine-tuning over software requirement data to improve the text classification performance for a specific task.

3 Methodology

In deep learning models, the trained parameters of the neural network architecture can be stored for future use based on two types of transfer: feature extraction and fine-tuning. The parameters obtained in the former are fixed as in word embeddings and not subject to gradient descent, whereas the parameters obtained in the latter are subject to change as in the BERT model. In this section, we explain how we employed feature extraction briefly discuss the standard two-stage training process, and elaborate on adaptive fine-tuning framework.

3.1 DOORS dataset

Our dataset consists of software requirement specifications collected using IBM's Dynamic Object-Oriented Requirements System Next Generation (DOORS) product. The original dataset contains 83,837 documents. We consider the *Summary* of the requirements specifications to classify for three separate categories: *Priority*, *Severity*, and *Type*. In this regard, the DOORS dataset can be considered as a task management dataset, and differs from other SRS datasets in the literature (e.g., see NFR-PROMISE [13]), which

are typically used for requirement type classification (e.g., functional vs nonfunctional). Table 1 provides data instances from the DOORS dataset.

Table 1: DOORS data samples

Summary	Type	Priority	Severity
Default selection by creating a new link must be MODULE and NOT FOLDER	Enhancement	Medium	Major
Provide easy mechanism to update server and test server rename	Task	Medium	Normal
As a developer, I should be able to implement support for large lists of Longs in view queries	Story	Unassigned	Normal
Export artifact to a PDF file is not working	Defect	High	Major
All Projects label should be updated in the component selection page	Enhancement	Unassigned	Minor
Investigate potential corrupt data involving wrapper resources on self host	Issue	Low	Normal

Table 2 shows the distribution of the classes for each category label. There exist four classes in the *Priority* (*unassigned, high, medium, and low*), and six classes in *Severity* (*normal, major, minor, blocker, critical, and undecided*). *Type* category originally consisted of 20 different classes. With some merging and pre-processing operations, we obtained seven classes for the *Type* category. In addition, we eliminated ‘nan’ values, which correspond to missing values both for *Severity* and *Priority* categories. We note that while the *Type* category’s classes are somewhat fairly distributed, the others show severe data imbalance.

Table 2: Class distribution for each category label

(a) Priority

Class	Count	Perc. (%)
Unassigned	11,443	68.97
High	2,677	16.13
Medium	1,990	11.99
Low	480	2.89

(b) Severity

Class	Count	Perc. (%)
Normal	14,348	86.48
Major	1,127	6.79
Undecided	478	2.88
Minor	284	1.71
Critical	245	1.47
Blocker	108	0.65

(c) Type

Class	Count	Perc. (%)
Enhancement	5,026	30.29
Story	4,565	27.50
Maintenance	2,180	13.14
Other	1,774	10.69
Test Task	1,615	9.73
Plan Item	885	5.33
JUnit	545	3.28

Having applied the pre-processing steps, the total number of remaining instances is 16,590, where the text length is on average 13.1 words with a median value of 12. We provide the box plot of text lengths by class for the *Type* label as a representative case in Figure 1. We find that text length distribution over the classes provides some information for the *Type* label (e.g., *Story* class has the longest text and *JUnit* has the shortest). However, text length distribution across the classes is more uniform for *Priority* and *Severity* labels.

3.2 Feature extraction methods

Learning text representations through averaging fixed vectors of the words has been found to be a simple but effective method in previous works. The word

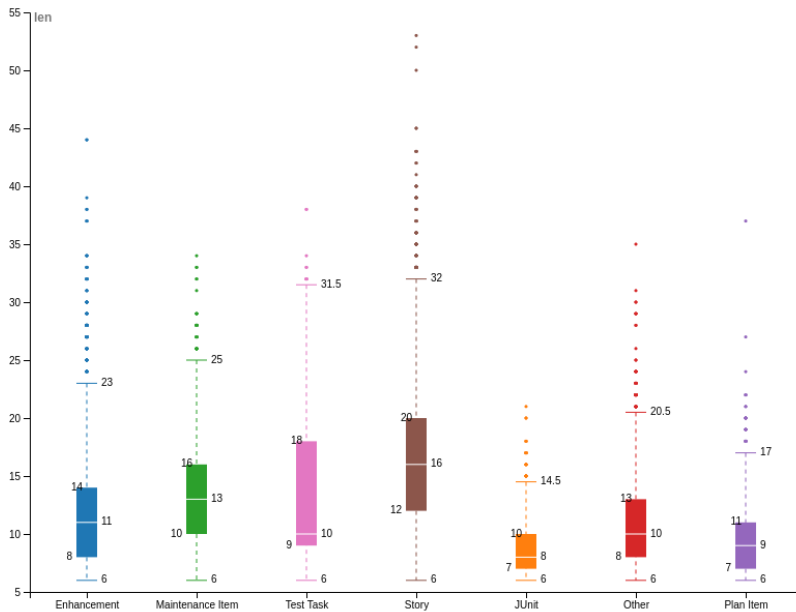


Fig. 1: Text length box plot across Type label classes in the DOORS dataset

embedding techniques such as FastText [27], Glove [28] and Word2vec [29] can provide strong static word vectors that are kept for a different purpose in a generic machine learning pipeline, called *feature extraction*. That is, word vectors (or document vectors) are kept frozen, and provided as input to a linear classifier or a clustering algorithm.

Such document representations based on averaging static word vectors have become surprisingly strong baselines. In some cases, these approaches can achieve higher performance than more complex models [30]. Moreover, they provide a basis for whether there is a pattern in the data. For instance, Cer et al. [31] proposed an averaging-based model, called the DAN network, and showed that their model can achieve similar performance to those of more complex architectures. On the other hand, the averaging method has certain limitations as well, since it is based on frozen word embeddings. Other than averaging, different sentence-level approaches have been proposed, which are based on feature extraction for text representation such as Doc2vec [32], Sentence BERT [33], and Skip Thought [34].

In our experiments, we employ two feature extraction methods as strong baselines: Word Embedding Pooling and Sentence BERT. We describe the settings for these two approaches as follows.

- *Word Embedding Pooling:* In Word Embedding Pooling, we simply take an average of word embeddings in a sentence where FastText and Glove pre-trained vectors are obtained and concatenated. The length of the final vector

is 400. A linear layer is added on top of it, and the model is trained in a supervised pipeline.

- *SBERT*: Sentence BERT embeddings have been found to be a highly efficient way of text representation, especially for semantic problems such as sentence similarity or semantic search. The main motivation behind SBERT approach is that a BERT model is not suitable for the standalone usage of word or sentence vectors since it requires end-to-end fine-tuning for a downstream task. Based on Siamese network structures, SBERT can produce semantically meaningful and independent embeddings of the sentences, making it a suitable candidate for a baseline method.

3.3 Two-stage training: Pre-training and fine-tuning

To fine-tune a pre-trained source model with the parameters Θ_S to a different target task, task-specific parameters Θ_T (or layers) are designed and added to Θ_S . For feature extraction, as applied mostly with word embeddings, Θ_S is frozen, and only Θ_T parameters are updated for a given task. For fine-tuning, as applied in the ELMo [35] and the BERT models [12], the entire set of parameters, $\Theta_S \cup \Theta_T$, is updated, mostly in an end-to-end fashion. During fine-tuning, the learning rate is typically set to a smaller value than the one in pre-training settings in order not to update the main model too frequently. This is due to the observation that most syntactic and semantic information has been already encoded in the pre-trained models. On the other hand, an important issue is the difference in the distribution of the data between the target and the source. For instance, a word that does not appear in the pre-training phase but appears in the fine-tuning phase leads to an out-of-vocabulary problem [4].

ELMo [35] and Transformer models [36] have made great contributions to natural language understanding and generation problems. Their success can be attributed to the fact that these architectures encode information by distributing it into layers in deep networks, rather than encoding it in a simple one-dimensional vector. They have been successfully utilized in the fine-tuning phase, and are capable of transferring the knowledge obtained at previous training phases. Recently, Transformer architectures [36] have shown promising results for many tasks due to utilizing the self-attention mechanism. One of the most important advantages of Transformer architectures is that they can create reliable pre-trained models in a parallelizable architecture, making transfer learning faster and more effective. In addition to being very suitable for domain adaptation, the Transformer models are also highly robust to OOD samples [4].

Contrary to word embedding-based averaging models, a Transformer model is trained in an end-to-end fashion. A thin layer, Θ_T , is added on top of a pre-trained source model, Θ_S , and the entire architecture, $\Theta_S \cup \Theta_T$, is trained as a whole, called fine-tuning. In some cases, it would be computationally expensive to fine-tune the entire architecture. Some approaches in this line have been developed by utilizing adapters [37, 38], which is based on the idea that training the entire architecture is avoided by adding simple trainable adapters between layers instead. Another reason for using the adapters is that the models can

suffer from catastrophic forgetting, which means information learned during previous stages can be lost when adding new tasks. In our analysis, we took this negative transfer notion into account by observing the losses and the performance, which is important for not disrupting our pre-trained models and also not suffering from catastrophic forgetting and negative transfer.

The fine-tuning strategy has been shown to perform better than its static feature extraction counterpart for various problem instances. In the numerical study, we consider widely used models and their checkpoints for fine-tuning, which are briefly summarized below.

- **BERT checkpoints:** BERT is the most well-known encoder using both Masked Language Model (MLM) and Next Sentence Prediction (NSP) objectives. The base model, *BERT-base-uncased*, has a hidden size of 768, which corresponds to 12 heads and a head embedding size of 64. The number of layers in the model is 12. The large counterpart model, *BERT-large-uncased*, has a hidden size of 1024 with 24 layers and 16 attention heads. The original learning rate used for BERT checkpoints is 1e-4. When it is fine-tuned, a smaller learning rate (e.g., 1e-5 or 2e-5) is selected in order not to disrupt the learning during pre-training.
- **DistilBERT checkpoints:** We use *distilbert-base-uncased* checkpoint of the DistilBERT [39], which is a small and light model trained by distilling BERT-base checkpoint. It is pre-trained on the same data used to pre-train BERT-base model. The corpus consists of the Toronto Book Corpus and full English Wikipedia using distillation with the supervision of the *BERT-base-uncased* version. The model has 6 layers, a hidden size of 768 with 12 heads, and 66M parameters.
- **RoBERTa checkpoints:** RoBERTa (Robustly Optimized BERT pre-training Approach) [40] is a well-known BERT re-implementation. RoBERTa training provided many more improvements in terms of training strategies than modifying the architectural design. For instance, NSP training objective is removed, and the static masking is replaced by the strategy of dynamically changing the masking patterns. In our analysis, Adam optimizer is used during pre-training as in other BERT checkpoints with a learning rate of 6e-4.

3.4 Adaptive fine-tuning

Even though fine-tuning approach used for the Transformer architectures typically performs well, the differences in the distribution of source and target data typically have a significant impact on the effectiveness of fine-tuning [2]. If the source and target datasets are substantially different from each other, fine-tuning may face difficulty in learning. Typically, NLP model evaluations rely on the assumption that the source (train) and target (test) instances are independent and identically distributed, which does not hold in most cases in real-world applications. Such discrepancy may appear since the target dataset hardly characterizes the entire distribution, and the target distribution usually

changes over time [41, 42]. Previous studies showed that pre-trained Transformers are the most robust architecture on real-world distribution shift and have more generalization capacity than other architectures, however, there still remains room for improvement [4].

In the literature, several strategies were proposed to adapt a pre-trained model to a target domain [2]. In our implementations, we keep training the pre-trained models using some additional in-domain data, with the expectation that specializing the model to target data would improve the downstream task performance. That is, an already pre-trained model is continually trained with the pre-training objective on target data (i.e., $J_S = J_A$) that is expected to be closer to the target distribution. Finally, we end up with another version of the pre-trained model, $f(\hat{\theta}_S)$, that still requires fine-tuning to a downstream task. Figure 2 summarizes our adaptive fine-tuning framework.

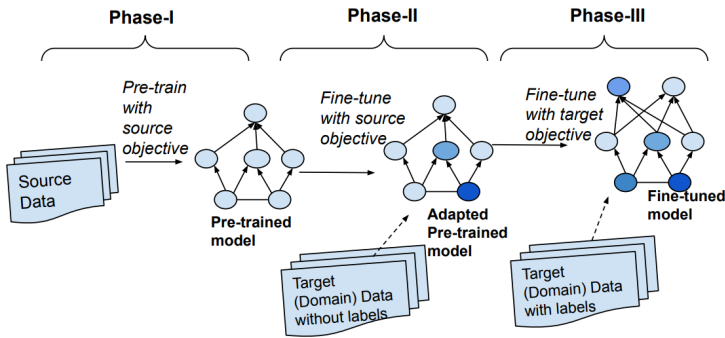


Fig. 2: Adaptive fine-tuning framework

Adaptive fine-tuning consistently helps with distribution shifts. Therefore, just before the fine-tuning phase, the model can be further trained with the target dataset. In other words, we hold three phases as depicted in Figure 2. The first phase includes a pre-training process to learn the parameters θ_S with source objective J_S where we do not need any labeled data. The objective function is typically the masked language model. In fact, there are already many checkpoints trained for this purpose in the literature. Therefore we did not have to pre-train a model from scratch. These pre-trained models have been trained on a large variety of data and have a sufficient depth of architecture and a number of parameters as discussed in Section 3.3.

In the second phase, the pre-trained model is kept training, again with the same source objective $J_S = J_A$ but with target datasets for adaptation. It is important to note that other kinds of auxiliary objective functions can be utilized to improve the adaptation. At this phase, we do not change the Transformer model architecture and do not add any additional parameters.

Furthermore, in the third phase, new parameters θ_T are added to the architecture. They are usually found in the new layer, which is placed on top of the last layer. The new architecture is then trained with a target objective J_T and target labeled data in an end-to-end fashion. During this phase, we set the learning rate to a smaller value than one in the pre-training and adaptive fine-tuning phases in order not to disrupt the main model significantly, as the model learns the most important syntactic and semantic information by this stage.

3.5 Experimental settings

Table 3 lists the hyperparameters used for different Transformer models. Specifically, we experiment with different BERT checkpoints with varying sizes. The learning rate (lr) and activation function parameters are determined via hyperparameter tuning experiments.

Table 3: Transformer model hyperparameters

Check point	Layers	Hidden units	Heads	Total Params	lr	activation
DistilBERT	6	768	12	66M	5e-4	gelu
BERT-base	12	768	12	110M	1e-4	gelu
BERT-large	24	1024	16	340M	1e-4	gelu
RoBERTa-base	12	768	12	125M	6e-4	gelu
RoBERTa-large	24	1024	16	355M	4e-4	gelu

In a typical supervised training pipeline, unlabeled data would be eliminated and the fine-tuning phase would be implemented on a labeled dataset. In the DOORS dataset, there are more than 80,000 requirement texts, however, the majority of those are unlabeled. Accordingly, we employ all the requirement texts from the entire dataset for the adaptive fine-tuning process by using MLM as the unsupervised learning objective. The tokens are randomly masked in the input with a probability of 0.15 to implement MLM. This process yields a new adapted pre-trained model with the updated parameters, $\hat{\theta}_S$.

For the rest of the training procedure, we follow the common practice to apply hyper-parameter selection. Dataset is divided into three sets: training, validation, and test. The learning rate is kept around 1e-4 as in other pre-training hyperparameter settings such as BERT checkpoints. The model is trained up to 30 epochs, using *AdamW* optimizer [43]. The best model found during the training is loaded at the end. Then fine-tuning phase is applied as the last phase.

We also follow the common practice at the fine-tuning phase that comes after the adaptive phase. Specifically, we have tree classification targets *Priority*, *Severity*, and *Type* as downstream tasks. For each task, we fine-tuned a pre-trained model, that is an adapted pre-trained model obtained at stage two,

up to 3 epochs. We observe that keeping the learning rate value very small at this stage is highly important so as not to spoil the adapted language model.

4 Numerical Study

In this section, we provide the results from our detailed numerical study. We first show representative results from the hyperparameter tuning experiments. Then, we present the results from our comparative analysis with different baselines and Transformers, along with their adaptively fine-tuned variants. We next examine the performance of the best-performing model using the class-specific outcomes. Lastly, we provide a discussion on model predictions and elaborate on potential causes for misclassifications.

4.1 Hyperparameter tuning results

We performed hyperparameter tuning for various model parameters listed in Table 3. Figure 3a illustrates the fine-tuning loss of the downstream task of Type prediction across different learning rates when fine-tuning a selected Transformer model (DistilBERT). The learning rate values between 1e-05 and 1e-04 have been evaluated. We observe that, for the lower rates such as 1e-05, even though training eventually converges to the ideal level, this can take a long time, e.g., up to 1500 steps in this case. As the learning rates get too high, the model training makes progress very quickly at first, but it never converges and settles down, which leads to divergence. When the learning rate is selected between 2e-05 and 3e-05 (illustrated as thick straight lines in the figure), we obtain satisfactory results and fine-tuning achieves convergence.

Figure 3b illustrates the training and validation loss for adaptive fine-tuning of a DistilBERT checkpoint. We see that after 15 epochs, the reduction in validation loss almost stops and the model converges. We also observe that there is no variance and bias problem in the training process.

4.2 Comparative performance analysis results

We report the model performances in terms of Accuracy (ACC), F1, and weighted F1 (w-F1) as in Table 4. Three baseline models are employed, namely majority class classifier, Word Embeddings (WE) and SBERT. The rest of the table contains the performance of the Transformers models. For easier comparison, we list the results of two-stage (pre-training and fine-tuning) learning and three-stage adaptive learning back-to-back as shown in the table. The three-stage process is indicated with the term “+adapted”.

These results show that the Transformer models, with or without adaptation, outperform the majority classifier baseline model. They also outperform word embedding pooling and SBERT baselines for *priority* and *type* tasks. This can be attributed to the generalization capacity of the Transformers and the benefit of adaptation. However, we observe contradictory results for the *Severity* category.

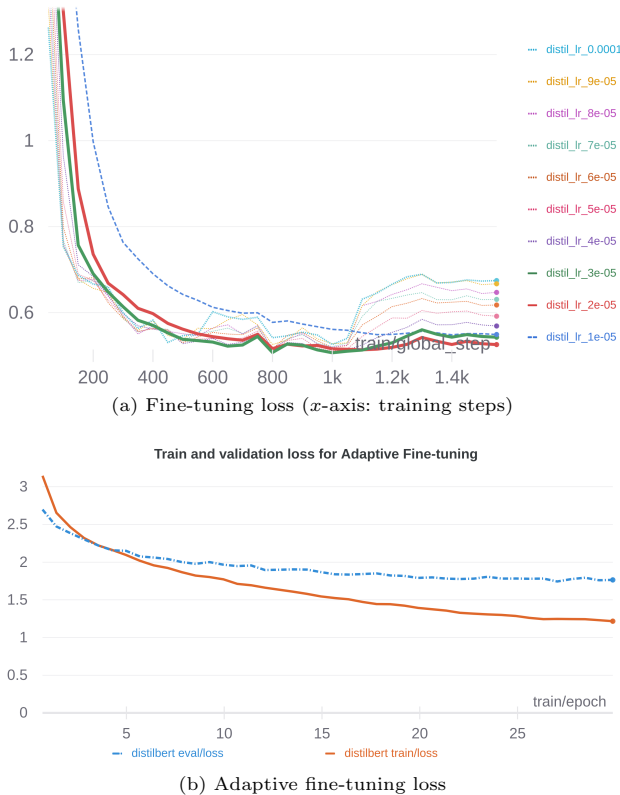


Fig. 3: Sample loss values observed during hyperparameter tuning for the selected pre-trained model, DistilBERT (y -axis: loss values).

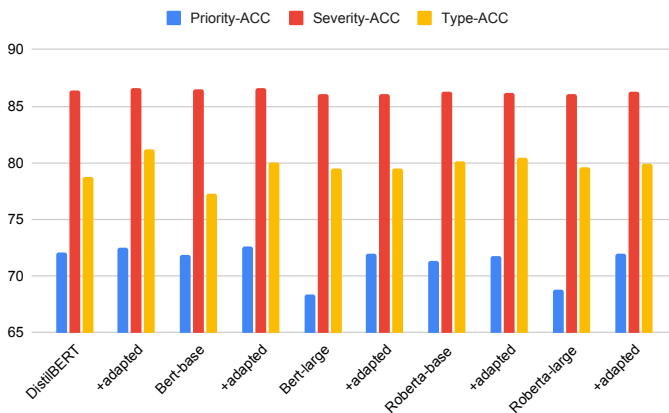
Another observation is that the adaptation brought an improvement for all model settings. We could not see any negative transfer or performance loss. In addition, we examine which of these differences are statistically significant with a detailed analysis as some improvements have very low degree. We also note that all the adapted models achieve similar performance as shown in Figure 4.

We report the improvement obtained by adaptation as shown in Table 5. We list the improvement obtained by adaptation against its vanilla counterpart and majority classifier baselines. The p -value shows whether the difference is statistically significant. We employ the 5x2 cv F-test for this purpose, which is able to determine whether there is a significant difference between the performance of two classifiers [44]. This method employs 2-fold cross-validation 5 times for two classifiers to be compared. Thus, the values of the two models under the same conditions and on the same fold are comparable. If the p -value is less than α (0.05), the null hypothesis is rejected, which means that the two models are significantly different.

The performance improvement table suggests that adapted models consistently have positive contributions. That is, the overall performance of the

Table 4: Comparison of accuracy values for the classification models (*: adaptively fine-tuned version).

ACC / F1 / w-F1	Priority	Severity	Type
Majority Classifier	68.39 / 20.31 / 55.56	86.11 / 15.42 / 76.69	30.16 / 6.62 / 13.98
Feature Extraction Baselines			
WE(Glove + FastText)	71.52 / 31.82 / 66.18	86.60 / 27.76 / 81.74	75.92 / 73.81 / 75.10
SBERT	70.85 / 32.79 / 67.88	86.62 / 25.59 / 82.52	77.22 / 74.78 / 76.33
Transformer Models			
DistilBERT	72.09 / 33.20 / 65.34	86.43 / 15.76 / 79.84	78.80 / 73.88 / 76.72
+ adapted	72.54 / 33.21 / 65.45	86.61 / 16.9 / 80.89	81.15 / 77.57 / 79.24
Bert-base	71.89 / 32.51 / 65.0	86.49 / 16.3 / 80.48	77.24 / 70.87 / 74.62
+ adapted	72.63 / 33.8 / 65.87	86.56 / 22.3 / 81.64	80.06 / 75.6 / 77.76
Bert-large	68.39 / 20.31 / 55.56	86.12 / 15.42 / 79.68	79.48 / 75.91 / 78.13
+ adapted	71.94 / 30.64 / 65.29	86.11 / 15.4 / 79.70	79.52 / 76.06 / 78.19
Roberta-base	71.33 / 31.04 / 62.11	86.32 / 15.11 / 79.29	80.12 / 77.11 / 78.29
+ adapted	71.78 / 32.12 / 65.12	86.21 / 29.43 / 81.49	80.45 / 78.71 / 79.15
Roberta-large	68.81 / 30.12 / 56.17	86.03 / 15.71 / 79.98	79.59 / 75.94 / 78.17
+ adapted	72.02 / 32.77 / 65.11	86.23 / 15.67 / 80.40	79.94 / 76.16 / 78.18

**Fig. 4:** Performance comparison across adapted models based on accuracy values

adapted models is promising. However, positive differences for certain cases are not found to be statistically significant as seen in the table since the corresponding p -values are not smaller than 0.05.

We can clearly see that *Priority* and *Type* tasks have a strong pattern between requirement and the target class. Therefore, we observe better improvement for these tasks. However, *Severity* class is the most difficult one to be accurately classified among these tasks, mostly because we are unable to observe a strong relationship between the requirement text and the target. In many models and many different experimental setups that we have designed,

Table 5: Improvement made by adaptation and its p -value as compared to vanilla Transformer model variants and the majority classifier baseline (reported as “+Improvement(p -value)”)

Priority	Vanilla Counterpart			Majority Classifier		
	Acc.	F1	w-F1	Acc.	F1	w-F1
Bert+adapted	+0.73(0.15)	+1.29(0.047)	+0.86(0.53)	+3.56(0.002)	+13.37(5.2e-6)	+9.44(1.1e-5)
Distilbert+adapted	+0.45(0.04)	+0.012(0.67)	+0.11(0.68)	+3.4(1.5e-7)	+12.78(2.2e-8)	+9.02(2.8e-6)
Severity						
Bert+adapted	+0.07(0.48)	+5.96(0.0015)	+1.16(0.0052)	+0.14(0.42)	+6.83(0.0015)	1.5(0.008)
Distilbert+adapted	+0.17(0.1)	+1.44(0.0029)	+1.04(0.08)	+0.183(0.065)	+1.45(0.0024)	+0.74(0.007)
Type						
Bert+adapted	+2.82(0.0041)	+4.72(0.0043)	+3.14(0.0097)	+49.48(2.8e-6)	+68.91(3.5e-10)	63.44(2.8e-8)
Distilbert+adapted	+2.35(0.0023)	+3.69(0.0005)	+2.52(0.0033)	+50.57(2.5e-9)	+70.88(3.5e-10)	+64.92(2.8e-8)

no significant pattern have been observed for this class. Therefore, the Transformer models are not able to achieve any meaningful improvement against the baseline methods, nor do we see an improvement during adaptive fine-tuning. The feature extraction-based models (Word embeddings and SBERT) show better performance especially in terms of F1-score for this task.

4.3 Detailed performance evaluation results

The confusion matrix and certain other metrics such as precision and recall can provide better insights to understand the prediction errors. We check this through the DistilBERT model, which is selected as the representative Transformer model. It is important to note that we observe similar behavior in other models as well, and DistilBERT is simply chosen as a representative model. Table 6 shows detailed performance values for the adaptively fine-tuned version of DistilBERT. Based on these results, we identify one of the main reasons for the errors in Priority classification as the model being too sensitive to high-frequency labels such as “Unassigned”. That is, the performance for low-frequency labels “Medium” and “Low” suffer from the imbalanced class distribution.

The severity classification task shows similar behavior to the Priority category. This can be similarly attributed to severe data imbalance for this label, with the “Normal” class having a significant majority over the others. We find that the predictions for the “Major” class can be quite poor, with many “Major” severity requirements predicted as “Normal” severity. On the other hand, the Type label has relatively better class distributions than others. We observe that fine-tuning performs fairly well on this task. There is only one class label, “Other”, that performs significantly poorly than the others.

4.4 Discussion on model predictions

We next examine the sample requirements where the model fails to predict the actual class correctly in our three classification tasks with the DOORS dataset

Table 6: Detailed performance results for the adaptively fine-tuned DistilBERT model for the Priority, Severity, and Type prediction tasks (diagonals bolded in confusion matrices).

(a) Priority performance values by class

	Precision	Recall	F1-score	Support
High	0.582	0.507	0.542	682
Low	1.000	0.022	0.044	132
Medium	0.466	0.191	0.271	497
Unassigned	0.785	0.926	0.849	2,837

(b) Priority confusion matrix

		Prediction			
		High	Low	Medium	Unassigned
Ground Truth	High	346	0	37	299
	Low	13	3	12	104
	Medium	86	0	95	316
	Unassigned	149	0	60	2,628

(c) Severity performance values by class

	Precision	Recall	F1-score	Support
Blocker	0.800	0.150	0.250	26
Critical	1.000	0.066	0.125	60
Major	0.390	0.195	0.262	291
Minor	1.000	0.134	0.237	67
Normal	0.890	0.977	0.933	3,572
Undecided	0.695	0.431	0.532	132

(d) Severity confusion matrix

		Prediction					
		Blocker	Critical	Major	Minor	Normal	Undecided
Ground Truth	Blocker	4	0	7	0	14	1
	Critical	0	4	16	0	39	1
	Major	1	0	57	0	232	1
	Minor	0	0	2	9	56	0
	Normal	0	0	59	0	3,491	22
	Undecided	0	0	2	0	73	57

(e) Type performance values by class

	Precision	Recall	F1-score	Support
Enhancement	0.763	0.823	0.792	1,251
JUnit	0.922	0.902	0.912	132
Maintenance	0.825	0.895	0.858	562
Other	0.589	0.354	0.442	466
Plan Item	0.749	0.809	0.778	199
Story	0.916	0.932	0.924	1,131
Test Task	0.920	0.936	0.928	407

(f) Type confusion matrix

		Prediction							
		Enhancement	JUnit	Maintenance	Other	Plan Item	Story	Test Task	
Ground Truth	Enhancement	1,029	1	70	80	21	48	2	
	JUnit	1	119	1	2	1	6	2	
	Maintenance	44	0	503	10	1	4	0	
	Other	212	3	33	165	12	17	24	
	Plan Item	18	0	0	7	161	12	1	
	Story	41	1	2	11	18	1,054	4	
	Test Task	4	5	1	5	1	10	381	

(see Table 7). Below, we summarize the general observations regarding these misclassifications.

- In general, the model predictions are highly impacted by class distributions and input length. The majority of the test instances are classified into “Unassigned”, “Normal” and “Enhancement” classes for priority, severity, and type classification tasks, respectively.
- In the Type classification task, the “Story” class is usually assigned to the instance that mentions a requirement for a particular software whereas the “Enhancement” class is usually assigned to an already existing task which mentions an improvement over the existing requirement. Certain words such as “improve”, “ensure”, and “report” might overlap in multiple classes which may lead to misclassification.
- Severity labels generally point to the extent of a particular defect or a task can impact the software product. However, the level of severity designation can be subjective. As such, the requirement text with the “Critical” or “Major” label can be classified as “Normal” because the model is not able to differentiate whether that particular requirement belongs to the important feature and use-case in the system.
- Priority classification task can be considered as ordering the requirements/defects as “High”, “Low”, and “Medium” based on business needs and urgency of solving a particular defect. Similar to the Severity label,

these priority values can also be highly subjective. Furthermore, since the “Unassigned” class is the significant majority, and may contain instances from the other three classes, Priority classification can be considered a more challenging task than others.

Table 7 provides specific examples of misclassification cases. In priority classification, R_1 is classified into “Unassigned” (indicating appropriate priority level could not be determined), however, the requirement text indicates that it is a high priority task as the rename commands are not able to refresh the expected feature. Similarly, R_2 is also classified as “Unassigned” despite having lower priority. In Severity classification, R_3 is predicted as “Normal” although it is evident from the requirement text that the label should be “Critical”, as the user cannot access graphical editor plug-ins on Linux and Mac workstations which might cause a complete halt in the application for Mac and Linux users. R_4 also suggests an important task as the user is not able to lock the changeset deliveries at the appropriate time and this task needs urgent attention, which explains the ‘Major’ severity level. However, the model predicts the “Normal” level of severity. In Type classification, the R_5 task talks about the improvement in performance for some baseline query which can be easily identified as the maintenance task in the existing system. Words like “improve” might have confused the model, and it classifies R_5 as “Story”. The presence of the word “Assessment” in R_6 gives a clear indication that it is a “Test Task”, whereas the word “web client” also shows the presence of the user. Accordingly, the model is unable to differentiate between a “Story” and “Test Task” class in this case.

Table 7: Examples of misclassified instances

Classification task	Requirement text	Actual class	Predicted class
Priority	R_1 : Type system rename commands do not refresh the affected shapes in the TRS feed.	High	Unassigned
	R_2 : Review email can be directed to user who does not have access to the RRC project.	Low	Unassigned
Severity	R_3 : Support browser graphical editor plug-ins on Linux and Mac workstations	Critical	Normal
	R_4 : Changeset deliveries do not lock at appropriate time	Major	Normal
Type	R_5 : Improve performance for large baseline compare query	Maintenance Item	Story
	R_6 : Assessment of existing web client TCs	Test Task	Story

5 Conclusion

Modern language models may still be inadequate to deal with transferring knowledge where the distribution of the target domain may differ significantly from that of the source domain. Even though it is well known that the Transformers are more robust to the OOD problem than other deep learning architectures, there is still some room for improvement in this regard. In this paper, we show that adaptive fine-tuning can help various text classification tasks in the SRS domain. In a three-stage training pipeline, we fine-tune the pre-trained models on data that is closer to the distribution of the target data, which benefits to reduce the variation in the source and target distributions. For this method, it is sufficient to have unlabeled data from the target distribution as the model is fine-tuned with the pre-training objective. We leverage the domain-adaptive fine-tuning for three problems of SRS document classification (Priority, Severity and Type classification), and improve the model performance on a real distribution shift. We find that the Severity classification is the most challenging task as this category does not contain salient patterns between the requirement text and the task. We perform comparisons against strong baselines and show that the model performance can be improved significantly by the additional adaptive phase.

Our work can be extended in multiple directions. First, due to a lack of publicly available data, we only experimented with a single data source. The effectiveness of adaptive fine-tuning for SRS classification tasks can be further investigated by using diverse datasets. Second, we note that all three classification tasks considered in this study suffer from data imbalance issues. Accordingly, data augmentation strategies can be employed alongside adaptive fine-tuning for improved classification performance. Lastly, baseline models are all pre-trained on a general corpus, whereas a software engineering corpus-specific Transformer model training can perform better for our classification tasks.

Statements and Declarations

No potential conflict of interest was reported by the authors.

Data Availability Statement

The DOORS dataset is propriety and is not made available public.

References

- [1] D. Kici, G. Malik, M. Cevik, D. Parikh, A. Başar, A bert-based transfer learning approach to text classification on software requirements specifications, in: Proceedings of the 34th Canadian Conference on Artificial Intelligence, 2021.

- [2] S. Ruder, M. E. Peters, S. Swayamdipta, T. Wolf, Transfer learning in natural language processing, in: *Proceedings of the 2019 Conference of the North American Chapter of the Association for Computational Linguistics: Tutorials*, 2019, pp. 15–18.
- [3] J. Dick, E. Hull, K. Jackson, *Doors: A tool to manage requirements*, in: *Requirements Engineering*, Springer, 2017, pp. 187–206.
- [4] D. Hendrycks, X. Liu, E. Wallace, A. Dziedzic, R. Krishnan, D. Song, Pretrained transformers improve out-of-distribution robustness, *arXiv preprint arXiv:2004.06100* (2020).
- [5] H. Hussain, *Using text classification to automate ambiguity detection in SRS documents*, Ph.D. thesis, Concordia University, 2007.
- [6] Y. Zhang, D. Hou, Extracting problematic api features from forum discussions, in: *2013 21st International Conference on Program Comprehension (ICPC)*, IEEE, 2013, pp. 142–151.
- [7] D. Hou, L. Mo, Content categorization of api discussions, in: *2013 IEEE International Conference on Software Maintenance*, IEEE, 2013, pp. 60–69.
- [8] M. R. Asadabadi, M. Saberi, O. Zwikael, E. Chang, Ambiguous requirements: A semi-automated approach to identify and clarify ambiguity in large-scale projects, *Computers & Industrial Engineering* 149 (2020) 106828.
- [9] P. Singh, D. Singh, A. Sharma, Rule-based system for automated classification of non-functional requirements from requirement specifications, in: *2016 International Conference on Advances in Computing, Communications and Informatics (ICACCI)*, IEEE, 2016, pp. 620–626.
- [10] R. Navarro-Almanza, R. Juarez-Ramirez, G. Licea, Towards supporting software engineering using deep learning: A case of software requirements classification, in: *2017 5th International Conference in Software Engineering Research and Innovation (CONISOFT)*, IEEE, 2017, pp. 116–120.
- [11] E. Onyeka, V. Anu, A. S. Varde, Identifying implicit requirements in srs big data, in: *2019 IEEE International Conference on Big Data (Big Data)*, IEEE, 2019, pp. 6169–6171.
- [12] J. Devlin, M.-W. Chang, K. Lee, K. Toutanova, Bert: Pre-training of deep bidirectional transformers for language understanding, *arXiv preprint arXiv:1810.04805* (2018).
- [13] T. Hey, J. Keim, A. Koziolk, W. F. Tichy, Norbert: Transfer learning for requirements classification, in: *2020 IEEE 28th International Requirements Engineering Conference (RE)*, IEEE, 2020, pp. 169–179.
- [14] A. Sainani, P. R. Anish, V. Joshi, S. Ghaisas, Extracting and classifying requirements from software engineering contracts, in: *2020 IEEE 28th International Requirements Engineering Conference (RE)*, IEEE, 2020, pp. 147–157.
- [15] A. Ramponi, B. Plank, Neural unsupervised domain adaptation in nlp—a survey, *arXiv preprint arXiv:2006.00632* (2020).

- [16] S. Gururangan, A. Marasovic, S. Swayamdipta, K. Lo, I. Beltagy, D. Downey, N. A. Smith, Don't stop pretraining: Adapt language models to domains and tasks, *CoRR abs/2004.10964* (2020).
- [17] S. Diao, R. Xu, H. Su, Y. Jiang, Y. Song, T. Zhang, Taming pre-trained language models with n-gram representations for low-resource domain adaptation, in: *Proceedings of the 59th Annual Meeting of the Association for Computational Linguistics and the 11th International Joint Conference on Natural Language Processing (Volume 1: Long Papers)*, 2021, pp. 3336–3349.
- [18] J. Lee, W. Yoon, S. Kim, D. Kim, S. Kim, C. H. So, J. Kang, Biobert: a pre-trained biomedical language representation model for biomedical text mining, *CoRR abs/1901.08746* (2019).
- [19] I. Beltagy, K. Lo, A. Cohan, Scibert: A pretrained language model for scientific text, *arXiv preprint arXiv:1903.10676* (2019).
- [20] T. Caselli, V. Basile, J. Mitrovic, M. Granitzer, Hatebert: Retraining BERT for abusive language detection in english, *CoRR abs/2010.12472* (2020).
- [21] E. Alsentzer, J. Murphy, W. Boag, W.-H. Weng, D. Jindi, T. Naumann, M. McDermott, Publicly available clinical BERT embeddings, in: *Proceedings of the 2nd Clinical Natural Language Processing Workshop, Association for Computational Linguistics, Minneapolis, Minnesota, USA, 2019*, pp. 72–78. URL: <https://aclanthology.org/W19-1909>. doi:10.18653/v1/W19-1909.
- [22] A. Louis, Netbert: A pre-trained language representation model for computer networking, 2020.
- [23] S. Peng, K. Yuan, L. Gao, Z. Tang, Mathbert: A pre-trained model for mathematical formula understanding, *CoRR abs/2105.00377* (2021).
- [24] D. Guo, S. Ren, S. Lu, Z. Feng, D. Tang, S. Liu, L. Zhou, N. Duan, A. Svyatkovskiy, S. Fu, M. Tufano, S. K. Deng, C. B. Clement, D. Drain, N. Sundaresan, J. Yin, D. Jiang, M. Zhou, Graphcodebert: Pre-training code representations with data flow, *CoRR abs/2009.08366* (2020).
- [25] K. Clark, M. Luong, Q. V. Le, C. D. Manning, ELECTRA: pre-training text encoders as discriminators rather than generators, *CoRR abs/2003.10555* (2020).
- [26] A. Wettig, T. Gao, Z. Zhong, D. Chen, Should you mask 15% in masked language modeling?, 2022. doi:10.48550/ARXIV.2202.08005.
- [27] P. Bojanowski, E. Grave, A. Joulin, T. Mikolov, Enriching word vectors with subword information, *Transactions of the Association for Computational Linguistics* 5 (2017) 135–146.
- [28] J. Pennington, R. Socher, C. D. Manning, Glove: Global vectors for word representation, in: *Proceedings of the 2014 conference on empirical methods in natural language processing (EMNLP)*, 2014, pp. 1532–1543.
- [29] T. Mikolov, K. Chen, G. Corrado, J. Dean, Efficient estimation of word representations in vector space, *arXiv preprint arXiv:1301.3781* (2013).

- [30] J. Wieting, M. Bansal, K. Gimpel, K. Livescu, Towards universal paraphrastic sentence embeddings, arXiv preprint arXiv:1511.08198 (2015).
- [31] D. Cer, Y. Yang, S.-y. Kong, N. Hua, N. Limtiaco, R. S. John, N. Constant, M. Guajardo-Céspedes, S. Yuan, C. Tar, et al., Universal sentence encoder, arXiv preprint arXiv:1803.11175 (2018).
- [32] Q. Le, T. Mikolov, Distributed representations of sentences and documents, in: International conference on machine learning, PMLR, 2014, pp. 1188–1196.
- [33] N. Reimers, I. Gurevych, Sentence-bert: Sentence embeddings using siamese bert-networks, arXiv preprint arXiv:1908.10084 (2019).
- [34] R. Kiros, Y. Zhu, R. R. Salakhutdinov, R. Zemel, R. Urtasun, A. Torralba, S. Fidler, Skip-thought vectors, in: Advances in neural information processing systems, 2015, pp. 3294–3302.
- [35] M. E. Peters, M. Neumann, M. Iyyer, M. Gardner, C. Clark, K. Lee, L. Zettlemoyer, Deep contextualized word representations, arXiv preprint arXiv:1802.05365 (2018).
- [36] A. Vaswani, N. Shazeer, N. Parmar, J. Uszkoreit, L. Jones, A. N. Gomez, L. Kaiser, I. Polosukhin, Attention is all you need, in: Advances in neural information processing systems, 2017, pp. 5998–6008.
- [37] J. Pfeiffer, A. Rücklé, C. Poth, A. Kamath, I. Vulić, S. Ruder, K. Cho, I. Gurevych, Adapterhub: A framework for adapting transformers, arXiv preprint arXiv:2007.07779 (2020).
- [38] S.-A. Rebuffi, H. Bilen, A. Vedaldi, Learning multiple visual domains with residual adapters, arXiv preprint arXiv:1705.08045 (2017).
- [39] V. Sanh, L. Debut, J. Chaumond, T. Wolf, Distilbert, a distilled version of bert: smaller, faster, cheaper and lighter, arXiv preprint arXiv:1910.01108 (2019).
- [40] Y. Liu, M. Ott, N. Goyal, J. Du, M. Joshi, D. Chen, O. Levy, M. Lewis, L. Zettlemoyer, V. Stoyanov, Roberta: A robustly optimized bert pretraining approach, arXiv preprint arXiv:1907.11692 (2019).
- [41] A. Torralba, A. A. Efros, Unbiased look at dataset bias, in: CVPR 2011, IEEE, 2011, pp. 1521–1528.
- [42] J. Quiñero-Candela, M. Sugiyama, N. D. Lawrence, A. Schwaighofer, Dataset shift in machine learning, Mit Press, 2009.
- [43] I. Loshchilov, F. Hutter, Decoupled weight decay regularization, arXiv preprint arXiv:1711.05101 (2017).
- [44] E. Alpaydm, Combined 5×2 cv f test for comparing supervised classification learning algorithms, Neural computation 11 (1999) 1885–1892.