

Optimizing a Digital Twin for Fault Diagnosis in Grid Connected Inverters – A Bayesian Approach

Pavol Mulinka

*Sustainable Artificial Intelligence Research Unit
Centre Tecnològic de Telecomunicacions de Catalunya (CTTC/CERCA)
Barcelona, Spain
pmulinka@cttc.es*

Subham Sahoo

*Department of Energy
Aalborg University
Aalborg East, Denmark
sssa@energy.aau.dk*

Charalampos Kalalas

*Sustainable Artificial Intelligence Research Unit
Centre Tecnològic de Telecomunicacions de Catalunya (CTTC/CERCA)
Barcelona, Spain
ckalalas@cttc.es*

Pedro H. J. Nardelli

*School of Energy Systems
LUT University
Lappeenranta, Finland
pedro.nardelli@lut.fi*

Abstract—In this paper, a hyperparameter tuning based Bayesian optimization of digital twins is carried out to diagnose various faults in grid connected inverters. As fault detection and diagnosis require very high precision, we channelize our efforts towards an online optimization of the digital twins, which, in turn, allows a flexible implementation with limited amount of data. As a result, the proposed framework not only becomes a practical solution for model versioning and deployment of digital twins design with limited data, but also allows integration of deep learning tools to improve the hyperparameter tuning capabilities. For classification performance assessment, we consider different fault cases in virtual synchronous generator (VSG) controlled grid-forming converters and demonstrate the efficacy of our approach. Our research outcomes reveal the increased accuracy and fidelity levels achieved by our digital twin design, overcoming the shortcomings of traditional hyperparameter tuning methods.

Index Terms—digital twin, grid connected inverters, fault diagnosis, hyperparameter tuning, LightGBM, deep learning

I. INTRODUCTION

The concept of cyber-physical system comprising physical, data and decision layers has become an important research topic across different domains [1]. An essential aspect of such systems is the quantification of attributes that enable data-driven approaches for improved operation. In particular, automated anomaly detection and diagnostics are data-driven tasks that would benefit from novel statistical methods.

In this paper, our focus is on fault diagnosis in grid connected inverters. Although many efforts have been carried out on virtual synchronous generators (VSGs) to expedite stability under different grid conditions, their operation under faults or large signal disturbances still remains a challenge [2]. Anomaly detection strategies are thus required to enhance security and reliability, and enable a widespread penetration of converters in the grid [3]. Most of the anomaly detection methods in the literature rely on classic strategies like switching pattern and voltage observers [4], [5] or frequency analysis [6]. Despite the effectiveness of these approaches, they are

quite application dependent, focused mainly on the modulation techniques. To this end, digital twins have recently gained popularity as an emerging digital technology for monitoring long-term and short-term anomalies [7], [8].

Digital twins, as a concept associated with cyber-physical integration, constitute virtual representations of physical assets used for condition monitoring, fault detection, predictive diagnostics, improved maintenance regiments and reduced downtime. Their prototypical hallmark lies on the ability to harness tools from artificial intelligence, machine learning and advanced analytics in order to ingest and transform enormous quantities of production data into actionable insights. Although digital twin adoption is capable of revolutionizing the operation of physical components, numerous challenges exist, mainly related to their scalable and resilient design, high-fidelity modularity, and synchronization between digital and physical counterparts. In addition, the efficiency of digital twins is largely administered by the quantity as well as quality of data [9].

To address such challenges in the context of power electronic systems, we apply online optimization on a digital twin of a VSG controlled grid-forming converter using a Bayesian optimization framework. Since the proper configuration of hyperparameters (e.g., regularization weights, learning rates) in machine learning algorithms is crucial for successful generalization, we employ a computationally efficient methodology, which tunes the hyperparameters with formal guarantees that the uncertainty can be reduced over time. To demonstrate the proposed optimization framework, we use the following dynamic model of the VSG controlled grid-forming converters [10], as illustrated in Fig. 1:

$$\dot{\mathbf{x}} = \mathbf{Ax} + \mathbf{Bu} \quad (1)$$

where, $\mathbf{x} = [v_g, i_o, \omega, v_{dc}, P, Q]$, $\mathbf{u} = [P_{ref}, Q_{ref}]$ for the anomalies: (i) line-to-line faults, (ii) sensor faults, (iii) single-phase voltage sag and (iv) three-phase faults. Hence, we treat

A. Model selection

We follow a structured approach to design a solution from *out-of-the-box* open-source components, and combine them to obtain the best possible evaluation outcomes. Our focus is on the availability of the state-of-the-art methods, with a potential to use the solution in the production environment, by leveraging scheduling, parallelism, early-stopping and model deployment of components, i.e., provide production-ready solution based on most recent machine learning research and development. In particular, we narrow down the search for the best suitable model for the digital twin into four categories:

- **AutoML baseline model:** We use automatic machine learning (AutoML) implementation by H2O [21] as a baseline for our adjusted and fine-tuned models.
- **Traditional baseline models:** We use traditional machine learning methods to supplement complex ensemble methods from AutoML.
- **Gradient boosting machines (GBM) models:** GBMs are one of the most popular methods used to solve a variety of tasks in Kaggle competitions [22]. In this work, we focus on LightGBM due to its performance and easy-to-use application programming interface (API) to implement custom objective and loss functions [23].
- **Deep learning models:** We use state-of-the-art machine learning models, including Tabtransformer [24] and Tabnet [25].

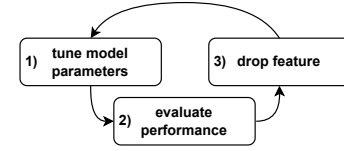
In both LightGBM and deep learning models, we leverage a custom implementation of focal loss function for the case of multi-class classification of imbalanced tabular datasets [26]. To orchestrate our experiments, we use a Ray Tune cluster including the Bayesian parameter search algorithm for optimization of algorithm hyperparameters and the asynchronous successive halving algorithm (ASHA) scheduler to accommodate early stopping of the bad performing trials. Experiment tracking, model versioning and deployment are performed using the Weights and Biases platform under academic license [27].

B. Model parameter optimization

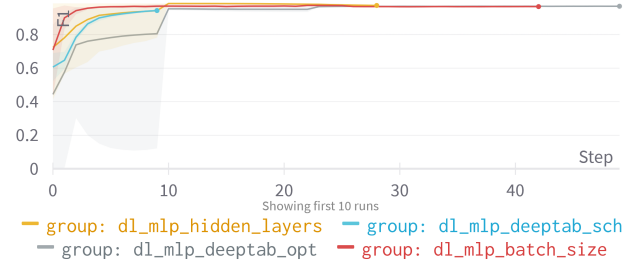
Our optimization framework introduces a reconfigurable and generally applicable approach that we make publicly available on the FIREMAN project GitHub repository [28]. In general, the machine learning pipeline preprocesses the dataset and incrementally drops features, i.e., measurements, to improve model performance. This iterative process is illustrated in Fig. 3a. More specifically:

- 1) Parameters of the model are tuned using RayTune [29];
- 2) Performance metrics (e.g., precision, recall, F1-score) of the best trained model are stored;
- 3) Features are sorted according to their importance (i.e., inherent attribute of GBMs) or SHAP values [30], and the feature with the worst achieved performance is dropped from the dataset.

The iterative process of tuning and feature dropping is repeated until the model performance is not improving anymore.



(a) Feature dropping and parameter tuning iterative process. Features are incrementally dropped until the model performance is not further improved.



(b) Step-wise parameter tuning of a multilayer perceptron network. Deep learning parameters tuned in a *step-wise* manner are: hidden layers, scheduler, optimizer and batch size. Performance evaluation metric is F1 score (y-axis). Color-filled areas below the curves show the performance range of the parameter values within the tuning group, from min. to max.

Fig. 3: Model tuning procedure.

We consider this as an adjusted notion of *early stopping*, a well known regularization technique, for parameter and model tuning. Instead of stopping model training when the performance is not further improved, we incrementally drop features and retrain/re-tune the model until performance gains become saturated.

We also perform parameter tuning of the deep learning models under consideration. The task is inherently more complex than tuning traditional machine learning models. Deep learning models include not only numerical parameters, e.g., batch size and learning rate, but also choice of activation, objective and optimization functions and design of the layers, to name a few. To address such complexity, we follow a *define-by-run* approach used by authors of Optuna [31] to adjust model parameters during the training. In particular, a *step-wise* method implemented in LightGBM tuner is followed, where independent sampling of the parameters is performed, i.e., sampling parameter search space for each parameter with fixed values of other parameters. This approach can thus be summarized in three steps:

- 1) Define value search space for every parameter;
- 2) Define order of the parameters;
- 3) Iterate over the parameters and search for best performing values.

In the case of deep networks, the value search space can be a set of optimization functions and their parameter values, e.g., stochastic gradient descent (SGD) and ADAM optimizers and their learning rates, number and size of the hidden layers or training batch size. Each step is referenced as a group of parameter values. Fig. 3b shows the process of step-wise tuning of hidden layers, scheduler, optimizer and batch size,

TABLE I: Class encoding.

Class #	Description
0	Normal behavior
1	Line-to-line fault
2	Three-phase sensor fault
3	Single-phase sag
4	Three-phase grid fault

for a multilayer perceptron network. In each step, a model parameter is tuned, setting fixed values for the other parameters. After each step, the tuned parameter is saved and used in the next step. It is noted that the resulting parameter value set depends on the tuning order and may not correspond to the best parameter combination. However, to our knowledge, it is currently the best alternative to exhaustive parameter grid search.

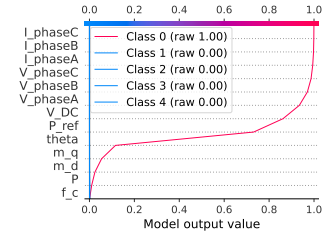
C. Output explanation

Fig. 4 illustrates a per fault algorithm prediction explanation for the best performing model, LightGBM. Decision plots show how each feature (i.e., measurement) contributes to each type of fault and normal behavior prediction, and a final prediction probability for each class. Class number to fault type encoding is summarized in Table I. It can be observed that our approach poses elevated merit in complex multi-dimensional scenarios, where it is not clear which is the root cause of the true or false fault prediction of the algorithm.

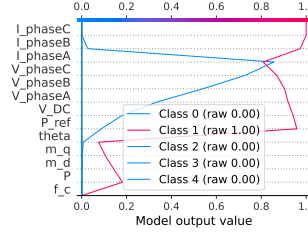
IV. RESULTS AND DISCUSSION

For performance assessment, the system in Fig. 1 is evaluated under two instances of disturbances; in the first case, only a single-class fault is introduced, while in the second case, two consecutive faults are introduced at $t=1$ sec, as illustrated in Fig. 5. In a limited data setting, system behavior might compromise the digital twin operation, as their dynamic response is highly similar. To address this issue, we first evaluate the baseline methods, i.e., the best H2O AutoML method with the lowest mean per class error in the default AutoML leaderboard, and the traditional model. Next, we perform hyperparameter fine-tuning on LightGBM and deep learning multilayer perceptron models. The parallel coordinate plots in Fig. 6a illustrate the effect of each parameter on the model fine-tuning, while the effect of model parameters on focal loss function and accuracy of the LightGBM model are depicted in Figs. 6b and 6c, respectively.

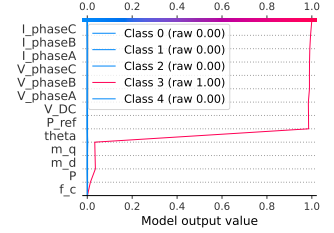
The classification outcomes of LightGBM model with the best parameter combination are summarized in Table II. Standard classification metrics (i.e., accuracy, precision, recall, F1-score) are evaluated for combined validation and test dataset predictions from the model with the best performance on the training dataset. Higher precision values indicate low false positive rates, while higher recall values indicate low false negative rates. A higher F1-score indicates better detection performance. We conclude that for the given dataset and task, the model with the highest accuracy is fine-tuned LightGBM with custom multi-class focal loss function.



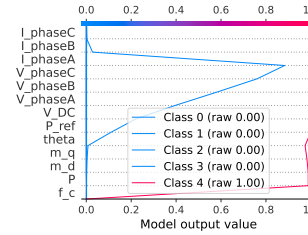
(a) Normal behavior



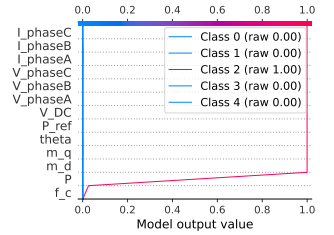
(b) Line-to-line



(c) Single-phase sag



(d) Three-phase grid



(e) Three-phase sensor

Fig. 4: LightGBM SHAP value examples.

TABLE II: LightGBM classification report.

Class	Precision	Recall	F1-score
Normal behavior	0.99	0.99	0.99
Line-to-line fault	0.88	0.72	0.79
Sensor fault	0.99	1.0	0.99
Single-phase voltage sag	0.99	0.99	0.99
Three-phase faults	0.93	0.75	0.83
Macro average	0.96	0.89	0.92
Weighted average	0.99	0.99	0.99
Accuracy	0.99		

V. CONCLUSIONS AND FUTURE WORK

This paper proposes a framework to optimize the operation of digital twins employed for fault diagnosis of grid connected inverters by extending the search space using online data via a Bayesian approach. In summary, we can not only enhance the accuracy of digital twin (designed using limited data) over time, but can also formalize *high confidence* over its decisions. From an implementation perspective, this approach is more practical, as it is difficult to render different classes of fault data for selective decisions.

In the path forward, we plan to use TinyML solutions to deploy our optimization framework in an experimental testbed,

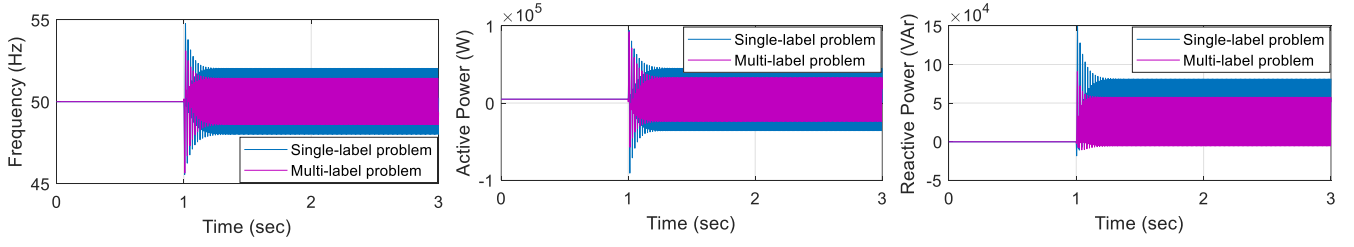
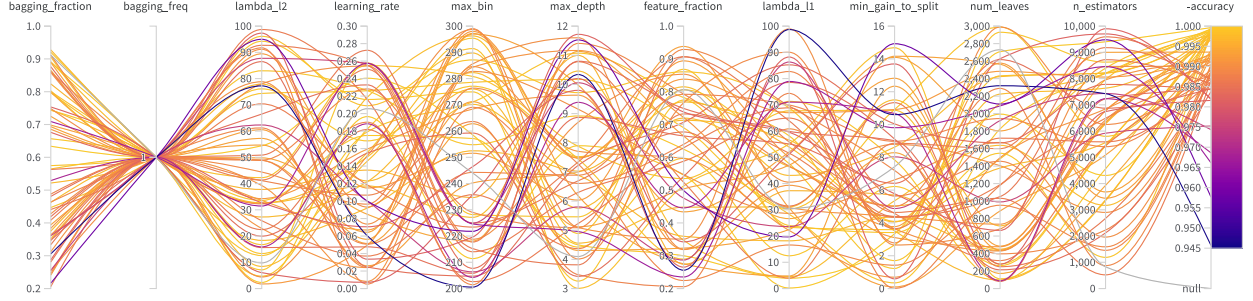
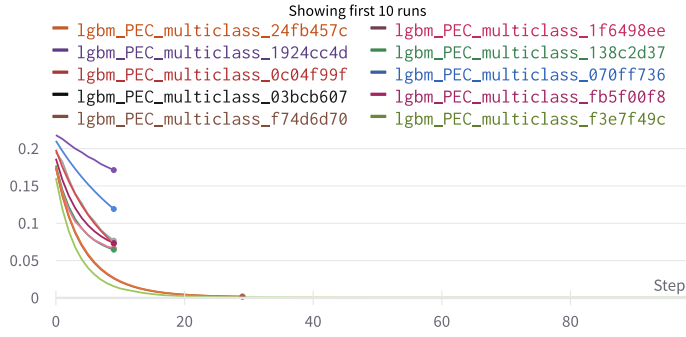


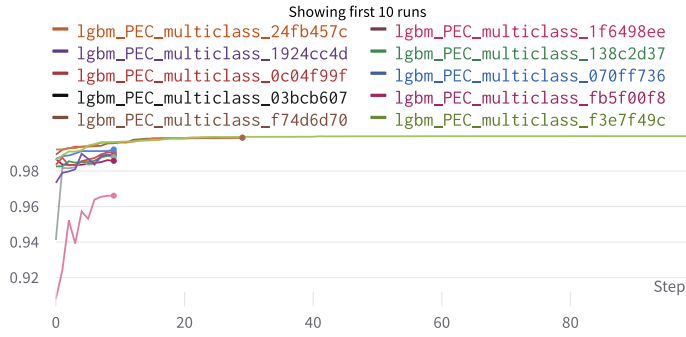
Fig. 5: Performance of VSG controlled grid-forming converter during two classes: (a) single-label – Phase A voltage sag of 0.5 pu. is introduced at $t=1$ sec; (b) multi-label – Phase A voltage sag and voltage sensor fault in phase B are introduced simultaneously at $t=1$ sec.



(a) Parallel coordinates



(b) Focal loss



(c) Accuracy

Fig. 6: LightGBM training. The parallel coordinates in Fig. 6a reveal the effect of the algorithm parameter combinations on the accuracy of the trained models. Figs. 6b and 6c demonstrate the training process (steps on horizontal axis), where models with low-performing parameter combinations are stopped early by ASHA scheduler to save resources for high-performing parameter combinations, i.e., those exhibiting low focal loss and high accuracy.

and document its ability to operate as an edge digital twin for power electronics. We also plan to extend our mechanism for online stability assessment to simplify the efforts required in computational modeling and analysis. The applicability of the proposed methodology in a horizontal federated learning [32]

setup will be also explored, aiming to address use cases of training shared prediction model for multiple power electrical circuits. This approach can be directly applied using proposed approaches for GBMs [33] and deep learning models using federated averaging algorithm [34].

ACKNOWLEDGMENT

This work is partly supported by the FIREMAN project CHIST-ERA-17-BDSI-003 funded by the Spanish national foundation (PCI2019-103780) and Academy of Finland (AoF; n.326270), also AoF via EnergyNet Research Fellowship (n. 321265/328869/352654), and X-SDEN project (n. 349965), and Nordic Energy Research via Next-uGrid project (n. 117766).

REFERENCES

- [1] P. H. Nardelli, *Cyber-physical Systems: Theory, Methodology, and Applications*. John Wiley & Sons, 2022.
- [2] J. Rocabert, A. Luna, F. Blaabjerg, and P. Rodriguez, "Control of power converters in ac microgrids," *IEEE transactions on power electronics*, vol. 27, no. 11, pp. 4734–4749, 2012.
- [3] J. He, Q. Yang, and Z. Wang, "On-line fault diagnosis and fault-tolerant operation of modular multilevel converters — a comprehensive review," *CES Transactions on Electrical Machines and Systems*, vol. 4, no. 4, pp. 360–372, 2020.
- [4] F. Becker, E. Jamshidpour, P. Poure, and S. Saadate, "Fault detection and localization for t-type converter," in *2021 IEEE International Conference on Environment and Electrical Engineering and 2021 IEEE Industrial and Commercial Power Systems Europe (EEEIC / I CPS Europe)*, 2021, pp. 1–4.
- [5] D. Zhou and Y. Tang, "An online open-circuit fault diagnosis and fault tolerant scheme for three-phase ac-dc converters with model predictive control," in *2018 International Power Electronics Conference (IPEC-Niigata 2018 -ECCE Asia)*, 2018, pp. 434–438.
- [6] P. Lezana, J. Rodriguez, R. Aguilera, and C. Silva, "Fault detection on multicell converter based on output voltage frequency analysis," in *IECON 2006 - 32nd Annual Conference on IEEE Industrial Electronics*, 2006, pp. 1691–1696.
- [7] M. Milton, C. D. L. O, H. L. Ginn, and A. Benigni, "Controller-embeddable probabilistic real-time digital twins for power electronic converter diagnostics," *IEEE Transactions on Power Electronics*, vol. 35, no. 9, pp. 9850–9864, 2020.
- [8] Y. Peng, S. Zhao, and H. Wang, "A digital twin based estimation method for health indicators of dc-dc converters," *IEEE Transactions on Power Electronics*, vol. 36, no. 2, pp. 2105–2118, 2021.
- [9] S. Sahoo, H. Wang, and F. Blaabjerg, "On the explainability of black box data-driven controllers for power electronic converters," in *2021 IEEE Energy Conversion Congress and Exposition (ECCE)*, 2021, pp. 1366–1372.
- [10] Y. Yang, J. Xu, C. Li, W. Zhang, Q. Wu, M. Wen, and F. Blaabjerg, "A new virtual inductance control method for frequency stabilization of grid forming virtual synchronous generators," *IEEE Transactions on Industrial Electronics*, pp. 1–1, 2022.
- [11] N. Soni, S. Doolla, and M. C. Chandorkar, "Improvement of transient response in microgrids using virtual inertia," *IEEE Transactions on Power Delivery*, vol. 28, no. 3, pp. 1830–1838, 2013.
- [12] J. Liu, Y. Miura, and T. Ise, "Comparison of dynamic characteristics between virtual synchronous generator and droop control in inverter-based distributed generators," *IEEE Transactions on Power Electronics*, vol. 31, no. 5, pp. 3600–3611, 2016.
- [13] Z. Li, C. Zang, P. Zeng, H. Yu, S. Li, and J. Bian, "Control of a grid-forming inverter based on sliding-mode and mixed H_2/H_∞ control," *IEEE Transactions on Industrial Electronics*, vol. 64, no. 5, pp. 3862–3872, 2017.
- [14] K. Bhatnagar, S. Sahoo, F. Iov, and F. Blaabjerg, "Physics guided data-driven characterization of anomalies in power electronic systems," in *2021 6th IEEE Workshop on the Electronic Grid (eGRID)*, 2021, pp. 01–06.
- [15] S. Sahoo, T. Dragičević, and F. Blaabjerg, "Cyber security in control of grid-tied power electronic converters—challenges and vulnerabilities," *IEEE Journal of Emerging and Selected Topics in Power Electronics*, vol. 9, no. 5, pp. 5326–5340, 2021.
- [16] K. Gupta, S. Sahoo, R. Mohanty, B. K. Panigrahi, and F. Blaabjerg, "Decentralized anomaly characterization certificates in cyber-physical power electronics based power systems," in *2021 IEEE 22nd Workshop on Control and Modelling of Power Electronics (COMPEL)*, 2021, pp. 1–6.
- [17] M. A. Khan, V. S. Bharath Kurukuru, S. Sahoo, and F. Blaabjerg, "From physics to data oriented cyber attack profile emulation in grid connected pv systems," in *2021 IEEE 22nd Workshop on Control and Modelling of Power Electronics (COMPEL)*, 2021, pp. 1–8.
- [18] V. S. B. Kurukuru, M. A. Khan, and S. Sahoo, "Cyber security in power electronics using minimal data – a physics-informed spline learning approach," *IEEE Transactions on Power Electronics*, pp. 1–6, 2022.
- [19] L. Huang, C. Wu, D. Zhou, and F. Blaabjerg, "A simplified siso small-signal model for analyzing instability mechanism of grid-forming inverter under stronger grid," in *2021 IEEE 22nd Workshop on Control and Modelling of Power Electronics (COMPEL)*. IEEE, 2021, pp. 1–6.
- [20] P. Mulinka, C. Kalalas, M. Dzaferagic, I. Macaluso, D. G. Rojas, P. J. Nardelli, and N. Marchetti, "Information processing and data visualization in networked industrial systems," in *2021 IEEE 32nd Annual International Symposium on Personal, Indoor and Mobile Radio Communications (PIMRC)*. IEEE, 2021, pp. 1–6.
- [21] E. LeDell and S. Poirier, "H2O AutoML: Scalable automatic machine learning," *7th ICML Workshop on Automated Machine Learning (AutoML)*, July 2020.
- [22] "Kaggle," <https://www.kaggle.com>, accessed: 2022-07-05.
- [23] G. Ke, Q. Meng, T. Finley, T. Wang, W. Chen, W. Ma, Q. Ye, and T.-Y. Liu, "Lightgbm: A highly efficient gradient boosting decision tree," *Advances in neural information processing systems*, vol. 30, pp. 3146–3154, 2017.
- [24] X. Huang, A. Khetan, M. Cvitkovic, and Z. Karnin, "Tabtransformer: Tabular data modeling using contextual embeddings," *arXiv preprint arXiv:2012.06678*, 2020.
- [25] S. O. Arık and T. Pfister, "Tabnet: Attentive interpretable tabular learning," *arXiv*, 2020.
- [26] T.-Y. Lin, P. Goyal, R. Girshick, K. He, and P. Dollár, "Focal loss for dense object detection," in *Proceedings of the IEEE international conference on computer vision*, 2017, pp. 2980–2988.
- [27] L. Biewald, "Experiment tracking with weights and biases," 2020, software available from wandb.com. [Online]. Available: <https://www.wandb.com/>
- [28] P. Mulinka, "The FIREMAN Project GitHub repository," <https://github.com/5superpalo/FIREMAN-project>, 2022.
- [29] R. Liaw, E. Liang, R. Nishihara, P. Moritz, J. E. Gonzalez, and I. Stoica, "Tune: A research platform for distributed model selection and training," *arXiv preprint arXiv:1807.05118*, 2018.
- [30] S. M. Lundberg and S.-I. Lee, "A unified approach to interpreting model predictions," in *Advances in Neural Information Processing Systems 30*, I. Guyon, U. V. Luxburg, S. Bengio, H. Wallach, R. Fergus, S. Vishwanathan, and R. Garnett, Eds. Curran Associates, Inc., 2017, pp. 4765–4774. [Online]. Available: <http://papers.nips.cc/paper/7062-a-unified-approach-to-interpreting-model-predictions.pdf>
- [31] T. Akiba, S. Sano, T. Yanase, T. Ohta, and M. Koyama, "Optuna: A next-generation hyperparameter optimization framework," in *Proceedings of the 25th ACM SIGKDD International Conference on Knowledge Discovery and Data Mining*, 2019.
- [32] Q. Yang, Y. Liu, T. Chen, and Y. Tong, "Federated machine learning: Concept and applications," *ACM Transactions on Intelligent Systems and Technology (TIST)*, vol. 10, no. 2, pp. 1–19, 2019.
- [33] M. Yang, L. Song, J. Xu, C. Li, and G. Tan, "The tradeoff between privacy and accuracy in anomaly detection using federated xgboost," *arXiv preprint arXiv:1907.07157*, 2019.
- [34] B. McMahan, E. Moore, D. Ramage, S. Hampson, and B. A. y Arcas, "Communication-efficient learning of deep networks from decentralized data," in *Artificial intelligence and statistics*. PMLR, 2017, pp. 1273–1282.