

FRETNET: CONTINUOUS-VALUED PITCH CONTOUR STREAMING FOR POLYPHONIC GUITAR TABLATURE TRANSCRIPTION

Frank Cwitkowitz^{1,†} Toni Hirvonen² Anssi Klapuri²

¹University of Rochester, ²Yousician

ABSTRACT

In recent years, the task of Automatic Music Transcription (AMT), whereby various attributes of music notes are estimated from audio, has received increasing attention. At the same time, the related task of Multi-Pitch Estimation (MPE) remains a challenging but necessary component of almost all AMT approaches, even if only implicitly. In the context of AMT, pitch information is typically quantized to the nominal pitches of the Western music scale. Even in more general contexts, MPE systems typically produce pitch predictions with some degree of quantization. In certain applications of AMT, such as Guitar Tablature Transcription (GTT), it is more meaningful to estimate continuous-valued pitch contours. Guitar tablature has the capacity to represent various playing techniques, some of which involve pitch modulation. Contemporary approaches to AMT do not adequately address pitch modulation, and offer only less quantization at the expense of more model complexity. In this paper, we present a GTT formulation that estimates continuous-valued pitch contours, grouping them according to their string and fret of origin. We demonstrate that for this task, the proposed method significantly improves the resolution of MPE and simultaneously yields tablature estimation results competitive with baseline models.

Index Terms— continuous-valued multi-pitch estimation, guitar tablature transcription, automatic music transcription, pitch contour streaming, pitch modulation

1. INTRODUCTION

Given a musical recording, the goal of AMT is to produce note estimates at varying degrees of specificity. The task has broad applications, such as inexpensively annotating music in the wild, providing feedback on playing in an educational setting, or searching and indexing databases based on musical content. Typically, AMT is characterized as a combination of two sub-tasks, namely MPE and Note Tracking (NT) [1]. In this context, MPE is commonly formulated as the frame-level estimation of musical pitches quantized to the Western music scale [2], and NT aims to aggregate the estimated pitch activity into predictions related to musical events, *i.e.* notes [3]. Both MPE and NT are challenging tasks in their own right, but under this formulation the performance of both tasks can suffer. This is because the coarse resolution of MPE predictions yields little information regarding the nuances of musical expression, and because NT is typically ill-equipped to describe pitch-varying events.

Although the Music Information Retrieval (MIR) research community is moving toward more generalized transcription solutions [4, 5], these models simply cannot yet capture the expressive capacity of some instruments. In particular, the guitar is an extremely popular instrument which lends itself to many interesting playing

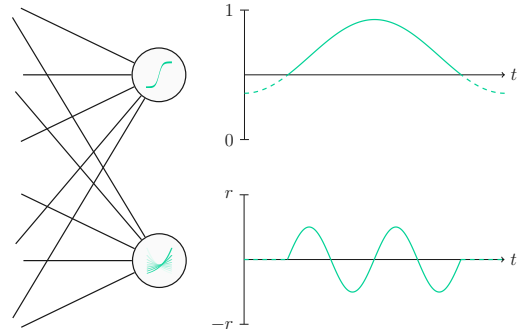


Fig. 1: Frame-level output targets corresponding to discrete activity and relative pitch deviation for an individual string and fret pair. (Top) sigmoid activation is applied to logits for discrete estimates. (Bottom) logits parameterize the continuous Bernoulli distribution [10], from which expected values are taken, normalized, and scaled by maximum deviation r for relative pitch deviation estimates. The two outputs combine to yield continuous-valued pitch estimates.

techniques that modulate pitch and blur the boundaries between individual notes, such as vibrato, bends, or slides. Moreover, many guitarists prefer to work with tablature, a prescriptive notation capable of specifying playing techniques, when reading or annotating guitar music. In addition to MPE, the transcription of audio into tablature requires either the explicit or implicit estimation of string. Several works have addressed this problem [6, 7, 8, 9], but these models carry the same limitations concerning discretization.

There is plenty of work addressing the problem of MPE under more general settings. Recent neural network based approaches [11, 12] have shown much promise in this regard. However, these also produce pitch predictions which are quantized, albeit to a lesser degree, and require large training datasets and increased model complexity in order to estimate pitch at a higher resolution. Alternatively, some models avoid increasing complexity by estimating a pitch posteriorgram [13, 5]. Several pitch-tracking based methods have been proposed to estimate playing techniques on guitar [14, 15], but these tend to be heavily rule-based or reliant on settings with low or even no polyphony. The task of MPE is perfectly suited for the analysis of pitch modulation and various playing techniques in music, but it is still somewhat disconnected from higher-level tasks like AMT.

In this work we present *FretNet*, an end-to-end GTT system capable of producing streams of continuous-valued pitch estimates, each anchored to a string and fret. *FretNet* unifies the task of MPE and NT by estimating discrete activity and relative pitch deviation, achieving infinite pitch resolution in exchange for only a constant increase in model complexity. Although we have chosen GTT as a convenient demonstration of the proposed method, our formula-

[†] Work completed as a research intern at Yousician.

tion is generally applicable to other tasks where the goal is to estimate continuous-valued pitch, especially within the context of music events. We conduct an ablation study to analyze the effect of the various design choices of *FretNet*, and introduce metrics for evaluating note and continuous-valued pitch estimates in a string-dependent manner. Ultimately, we demonstrate that the proposed model can estimate pitch at a fraction of the resolution of contemporary models¹.

2. PROPOSED METHOD

In this section we introduce our end-to-end GTT pipeline, which closely follows that of [6] and [8]. These works introduce convolutional neural network (CNN) based models and techniques for estimating tablature at the frame-level. We highlight key differences as well as the novelties of our approach, and discuss our methodology for estimating continuous-valued pitch contours by string and fret.

2.1. Feature Extraction

As input features in [6, 8], a Constant-Q Transform (CQT) [16] spanning 8 octaves with 2 bins per semitone and base frequency equivalent to the fundamental frequency (F0) of note *C1* is computed for each piece of audio. While there is strong musical motivation for the CQT, the frequency support derived from this parameter setting extends beyond the F0s of a typical guitar in standard tuning. Furthermore, the resolution at higher frequencies is not sufficient to capture the energy at all relevant harmonic frequencies. Instead, we utilize the Harmonic CQT [13], computing multiple CQTs spanning only 4 octaves with 3 bins per semitone and base frequencies set according to the first five harmonics and the first sub-harmonic of the F0 of note *E2*. The CQTs are stacked along a third dimension for the final feature representation. In this way, the model is encouraged to capture and exploit harmonic information organized along CQT channels during convolution [13]. We resample all audio to 22050 Hz and utilize a hop size of 512 samples between frames of features.

2.2. Model Architecture

The backbone of *FretNet* is largely inspired by TabCNN [6]. Perhaps the most significant changes are the deepening of the model and the adoption of the tablature prediction output layer modifications proposed in [8]. The input is still a 9-frame context window of features, but as a result of our modifications to feature extraction described in Sec. 2.1, there are six input channels instead of one.

FretNet consists of three blocks, each comprising two 2-D convolutional layers followed by batch normalization and ReLU activation. The convolutional layers in each block utilize 3x3 kernels and contain 16, 32, and 48 filters, respectively. Temporal padding is applied in the first block. After the second and third block, max pooling across frequency is applied with kernel size and stride 2 and during training dropout is applied with rates 0.5 and 0.25, respectively.

Embeddings are fed into three separate prediction heads. Each head consists of a fully-connected layer which reduces the dimensionality of the embeddings by half, ReLU activation, and a final fully connected layer to produce d_{tab} , d_{dev} , and d_{ons} logits for tablature, relative pitch deviation, and onsets, respectively. Dropout with rate 0.1 is applied before the final layer of each prediction head during training. The output sizes are $d_{tab} = 6(F + 2)$ and $d_{dev} = d_{ons} = 6(F + 1)$, where $F = 19$ is the number of frets supported. Note that the output layer of each head includes neurons for

the open strings, and the tablature output layer includes additional neurons for the explicit modeling of string silence.

2.3. Estimating Continuous-Valued Pitch

The main contribution of this work is a simple and intuitive output formulation for AMT that enables a model to capture simultaneously the presence and modulation of musical events. Our design is psychoacoustically motivated in that the human auditory system groups time-frequency activity into discrete entities (events), while being able to analyze continued and nuanced variation within those entities [17]. The general output structure for each string and fret pair on the guitar is illustrated in Fig. 1. In addition to estimating discrete activity in the same fashion as [8], an additional output neuron produces estimates of the deviation in semitones relative to the nominal pitch associated with the respective string and fret pair.

The logits produced by the additional neurons are used to parameterize the Continuous Bernoulli distribution [10], which specifies the likelihood of continuous values $x \in [0, 1]$ given a single parameter. This approach was also utilized in [18] to estimate the onsets and offsets of musical events in continuous time by predicting the relative position within frames where each event occurred. Although it is possible to formulate the estimation of continuous values through soft binary classification [19], this approach is incompatible with pitch deviations, which are centered around 0.5 and do not represent activations in a strict sense. The expected values of the parameterized distributions are computed and normalized to span $[-r, r]$, where r is the maximum allowable pitch deviation in semitones relative to the nominal pitch of the associated string and fret pair. Continuous-valued pitch estimates are obtained by superimposing estimated deviations onto the nominal pitch of string and fret pairs considered to be active using the same procedure as in [8].

The elegance of this design is threefold. First, contemporary MPE models [13, 11, 12, 5] employ an expanded output representation to estimate discrete frequency targets with increased resolution. However, we introduce only a single neuron for each string and fret pair to produce continuous-valued pitch estimates. Second, by offloading the bulk of the MPE task onto the neurons tasked with estimating pitch deviation, the discrete-activity neurons can more appropriately characterize musical events, *i.e.* notes, while being less coupled to their nominal pitches. The explicit pairing of neurons associates pitch estimates with the musical events represented by each pair. Finally, the maximum pitch deviation r can be increased past the point where the pitch ranges of musical events begin to overlap. In the context of GTT, this property is useful for analyzing techniques such as bends, which can produce pitches several semitones higher than the nominal pitch of the corresponding string and fret.

2.4. Event-Level Pitch Contour Streaming

In order to produce event-level guitar tablature, an onset detection head [20] is incorporated into *FretNet*. The purpose of onset detection is to differentiate between sporadic and meaningful discrete activity when decoding the frame-level outputs into events. We utilize the simple decoding procedure outlined in [20] to perform this step, but do not refine any of the frame-level outputs using the final note predictions prior to evaluation. While offsets are also generally important for AMT, this information is commonly left out of guitar tablature. As such, we do not include an additional offset detection head as in [21]. Ultimately, the frame-level output of each prediction head is combined to produce note estimates with accompanying continuous-valued pitch contours. This information is well-suited

¹All code is available at <https://github.com/cwitkowitz/guitar-transcription-continuous>.

Experiment	Tablature			Multi-Pitch			String-Dependent Note			String-Agnostic Note		
	P	R	F_1	P	R	F_1	P	R	F_1	P	R	F_1
(1) <i>TabCNN</i> [6]	0.776	0.673	0.717	0.902	0.759	0.820	0.398	0.486	0.430	0.548	0.656	0.583
(2) <i>FretNet</i> (proposed)	0.801	0.669	0.727	0.919	0.742	0.818	0.678	0.419	0.506	0.909	0.545	0.664
(3) $L_{dev} \rightarrow MSE$	0.803	0.667	0.726	0.920	0.738	0.816	0.685	0.421	0.509	0.909	0.542	0.661
(4) <i>No Deviation Head</i>	0.804	0.665	0.726	0.920	0.735	0.815	0.682	0.416	0.505	0.912	0.538	0.659
(5) <i>No Onset Head</i>	0.805	0.665	0.726	0.921	0.735	0.814	0.490	0.559	0.516	0.643	0.729	0.674
(6) <i>No Inhibition</i>	0.795	0.656	0.717	0.914	0.728	0.807	0.674	0.419	0.505	0.905	0.545	0.662
(7) <i>Standard Grouping</i>	0.796	0.675	0.729	0.914	0.748	0.820	0.680	0.417	0.505	0.906	0.539	0.659
(8) <i>CQT Features</i>	0.783	0.637	0.700	0.919	0.716	0.801	0.647	0.380	0.467	0.891	0.508	0.629

Table 1: Frame-level tablature and multi-pitch results and note-level results for string-dependent and string-agnostic criteria.

for systems like [15], which estimate guitar playing techniques based on pitch contours. Furthermore, our method is polyphonic, meaning it is capable of tracking multiple contours in parallel.

2.5. Training Objectives

In order to balance the various objectives of all prediction heads effectively, we employ the following frame-level loss to train *FretNet*:

$$L_{total} = \frac{1}{\gamma}(L_{tab} + \lambda L_{inh} + L_{ons}) + L_{dev}, \quad (1)$$

where L_{tab} , L_{inh} , L_{ons} , and L_{dev} represent tablature, inhibition, onset, and pitch deviation loss respectively, and γ and λ are used as scaling parameters. L_{tab} sums the binary cross-entropy (BCE) loss for each string and fret pair, and L_{inh} sums the product of all same-string activation pairs [8], with λ controlling the relative weight of inhibition. L_{ons} is very similar to L_{tab} , but is applied to the output of the onset detection head instead of the tablature head, with ground-truth activations occurring only in the first frame of each note. Finally, L_{dev} is the negative log-likelihood of the ground-truth pitch deviations given the continuous Bernoulli distribution parameterized by the pitch deviation logits. Note that L_{dev} is not zero-bounded.

3. EXPERIMENTAL SETUP

In this section we detail our methodology for evaluating *FretNet*, which follows the six-fold cross-validation scheme laid out in [8].

3.1. Dataset & Metrics

GuitarSet [22] is a small dataset comprising audio from solo guitar playing with accompanying string-level note and pitch annotations. It consists of six players’ interpretations over various chord progressions and styles, amounting in total to 360 short excerpts. We utilize GuitarSet for training, validation, and evaluation, in a six-fold cross-validation scheme split by player where two splits are held out, one for validation and evaluation, respectively. The note and pitch annotations within the dataset are grouped, meaning the string and fret origin of each pitch observation is known. This allows us to generate ground-truth targets to carry out continuous-valued pitch estimation as described in Sec. 2.3. Although the note-contour grouping is provided, we implemented our own cluster-based grouping algorithm² to alleviate the effect of some noisy pitch observations (see Fig. 3a). With our algorithm, pitch observations in adjacent frames with frequency difference below a certain threshold are clustered. Small

²Please see the code for more details on this procedure.

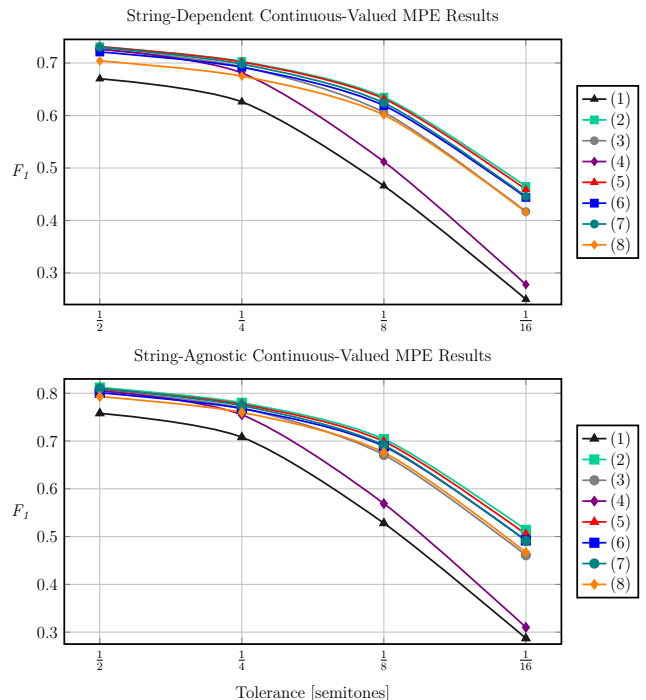


Fig. 2: Continuous-valued MPE results at various pitch tolerances for string-dependent (top) and string-agnostic (bottom) criteria.

clusters are discarded, and all other clusters are either assigned to the ground-truth note with the most overlap in time and nearest average frequency, or used to create a new note label. The training targets for the tablature head are derived from discretized note annotations and adjusted to better align with the time boundaries of associated pitch contour clusters. Note that all evaluation is performed with respect to the original annotations. Since there is no explicit mention of playing techniques in GuitarSet, for all experiments we only utilize a maximum pitch deviation of $r = 1.0$.

We evaluate with the original metrics proposed in [6] for frame-level tablature and multi-pitch estimates. With both the inclusion (string-dependent) and exclusion (string-agnostic) of criterion for correct string, we also compute note-level (onset only) scores and evaluate continuous-valued pitch predictions under various pitch tolerances using `mir_eval` [23]. As in [8], our model selection criteria for six-fold cross-validation is the frame-level tablature F_1 -score.

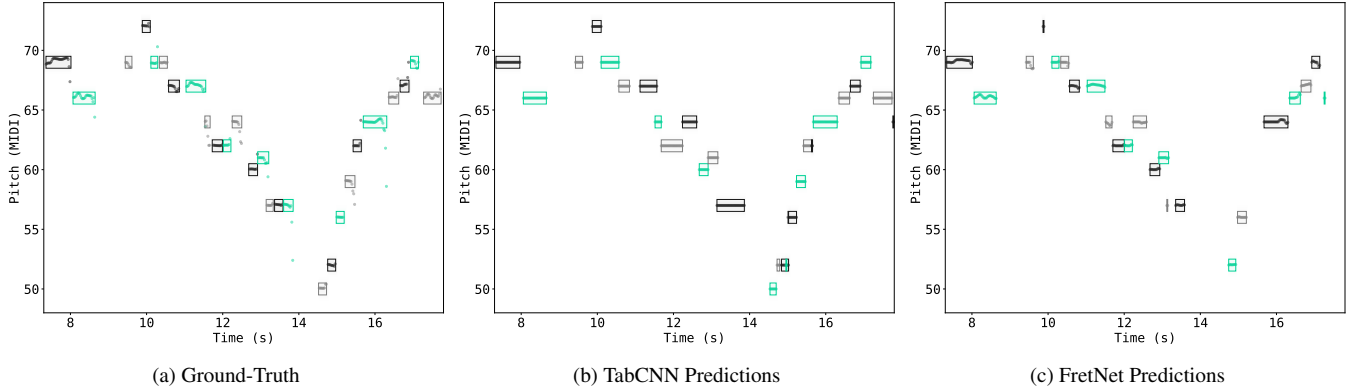


Fig. 3: Comparison of ground-truth vs. predictions for track 05_Rock1-130-A_solo in GuitarSet. Color indicates note-contour grouping.

3.2. Training Details & Ablations

We train *FretNet* with Adam optimizer for 2500 iterations using a learning rate of 0.0005, which is halved every 500 iterations. One iteration corresponds to one loop through the training partition with batch size 30, where a sequence of 200 frames, converted to context windows, is sampled from each piece. We adopt this convention to balance the musical statistics across pieces, irrespective of length. Scaling parameters λ and γ in Equation (1) are both set to 10.

We establish baseline results by performing six-fold cross-validation (1) on TabCNN³ [6], as well as (2) on *FretNet* as detailed in Sec. 2. Although *FretNet* adopts the output layer modifications proposed in [8], we only employ vanilla TabCNN as a baseline, since we suspect these would not affect its note transcription or continuous-valued MPE performance. In order to investigate the impact of the various design choices of *FretNet*, we also conduct an ablation study where we alternate one design choice at a time.

We experiment with (3) treating pitch deviation outputs as logits for sigmoid activation and training with mean squared error (MSE) instead of the continuous Bernoulli formulation. Since MSE is zero-bounded, in this experiment we employ a modified loss function $\hat{L}_{total} = \gamma \cdot L_{total}$, such that γ directly controls the influence of L_{dev} . We experiment with (4) removing the pitch deviation head entirely, in order to see if our formulation does in fact produce high-resolution pitch estimates, and also to analyze the performance floor when simply choosing the nominal pitch in each frame. We experiment with (5) removing the onset detection head entirely and directly inferring notes from clusters of tablature activations. Lastly, we experiment with (6) ignoring the inhibition loss in Equation (1) by setting $\lambda = 0$, (7) generating training targets from the note-contour grouping provided with GuitarSet [22], and (8) replacing the proposed feature extraction module with the CQT module from [6].

4. RESULTS & DISCUSSION

The results of the baseline experiments and ablation study are presented in Table 1 and Fig. 2. In terms of discrete frame-level predictions, *FretNet* has comparable MPE performance to TabCNN and only slightly outperforms TabCNN in estimating tablature. However, there is a large gap between the note-level performance of the models. TabCNN does not have an onset detection head, and thus note predictions can only be inferred from clusters of frame-level predic-

tions. This actually leads to TabCNN having higher recall for note prediction, but much lower precision. Most significantly, there is an immense difference in the continuous-valued MPE performance of the two models as pitch tolerance decreases.

Most of the ablations yield comparable performance for discrete frame-level and note-level predictions, with notable exceptions being a slight decrease in overall performance without inhibition, and even further degradation when using the CQT feature extraction module. Interestingly, note prediction performance actually increases without the onset detection head. This result is surprising, but can be attributed to a sharp increase in note prediction recall at the expense of precision when an onset prediction is not required to make a note estimate, similar to what is exhibited by TabCNN.

The best continuous-valued MPE performance is achieved by the *FretNet* model with no ablations. The variations with no onset detection head, no inhibition, and the standard training targets, in that order, perform slightly worse. The variations with CQT features and the MSE formulation suffer a more significant degradation, but still clearly demonstrate an ability to perform continuous-valued pitch estimation. Unsurprisingly, the model with no pitch deviation head performs on par with TabCNN.

We also offer a visual demonstration of predictions generated from the two baselines when presented with unseen data in Fig. 3. The model checkpoints were chosen from the fifth fold of the respective experiments using the selection criteria defined in Sec. 3.1. *FretNet* is able to generate continuous-valued pitch contours grouped by note, and we observe that noisy pitches are not carried over from the ground-truth, likely due to our cluster-based note-contour grouping which discards sporadic pitches. It is also evident that TabCNN repeats several note predictions on multiple strings, further explaining its increased recall and lower precision for note-level estimates.

5. CONCLUSION

In this work, we have presented a unified model and methodology for estimating continuous-valued pitch contours within the context of guitar tablature transcription. Our experiments indicate that the proposed model is able to produce pitch estimates at a much higher resolution than contemporary models, without incurring any degradation with respect to other integral tasks. We believe our work sheds light on a promising direction for the holistic analysis of musical performances and playing techniques, and that future work should further investigate the task of continuous-valued pitch estimation and apply it more broadly to other instruments and applications.

³Trained with targets derived from the original, unadjusted annotations.

6. REFERENCES

- [1] Emmanouil Benetos, Simon Dixon, Zhiyao Duan, and Sebastian Ewert, “Automatic music transcription: An overview,” *IEEE Signal Processing Magazine*, vol. 36, no. 1, pp. 20–30, 2019.
- [2] Christof Weiß and Geoffroy Peeters, “Comparing deep models and evaluation strategies for multi-pitch estimation in music recordings,” *IEEE/ACM Transactions on Audio, Speech, and Language Processing (TASLP)*, vol. 30, pp. 2814–2827, 2022.
- [3] Rainer Kelz, Sebastian Böck, and Gerhard Widmer, “Deep polyphonic ADSR piano note transcription,” in *Proceedings of ICASSP*, 2019.
- [4] Josh Gardner, Ian Simon, Ethan Manilow, Curtis Hawthorne, and Jesse Engel, “MT3: Multi-task multitrack music transcription,” in *Proceedings of ICLR*, 2021.
- [5] Rachel M. Bittner, Juan José Bosch, David Rubinstein, Gabriel Meseguer-Brocal, and Sebastian Ewert, “A lightweight instrument-agnostic model for polyphonic note transcription and multipitch estimation,” in *Proceedings of ICASSP*, 2022.
- [6] Andrew Wiggins and Youngmoo Kim, “Guitar tablature estimation with a convolutional neural network,” in *Proceedings of ISMIR*, 2019.
- [7] Yu-Hua Chen, Wen-Yi Hsiao, Tsu-Kuang Hsieh, Jyh-Shing Roger Jang, and Yi-Hsuan Yang, “Towards automatic transcription of polyphonic electric guitar music: A new dataset and a multi-loss transformer model,” in *Proceedings of ICASSP*, 2022.
- [8] Frank Cwitkowitz, Jonathan Driedger, and Zhiyao Duan, “A data-driven methodology for considering feasibility and pairwise likelihood in deep learning based guitar tablature transcription systems,” in *Proceedings of SMC*, 2022.
- [9] Sehun Kim, Tomoki Hayashi, and Tomoki Toda, “Note-level automatic guitar transcription using attention mechanism,” in *Proceedings of EUSIPCO*, 2022.
- [10] Gabriel Loaiza-Ganem and John P. Cunningham, “The continuous bernoulli: Fixing a pervasive error in variational autoencoders,” in *Proceedings of NeurIPS*, 2019.
- [11] Jong Wook Kim, Justin Salamon, Peter Li, and Juan P. Bello, “Crepe: A convolutional representation for pitch estimation,” in *Proceedings of ICASSP*, 2018.
- [12] Satwinder Singh, Ruili Wang, and Yuanhang Qiu, “DeepF0: End-to-end fundamental frequency estimation for music and speech signals,” in *Proceedings of ICASSP*, 2021.
- [13] Rachel M. Bittner, Brian McFee, Justin Salamon, Peter Li, and Juan P. Bello, “Deep salience representations for f0 estimation in polyphonic music,” in *Proceedings of ISMIR*, 2017.
- [14] Christian Kehling, Jakob Abeßer, Christian Dittmar, and Gerald Schuller, “Automatic tablature transcription of electric guitar recordings by estimation of score and instrument-related parameters,” in *Proceedings of DAFx*, 2014.
- [15] Ting-Wei Su, Yuan-Ping Chen, Li Su, and Yi-Hsuan Yang, “Tent: Technique-embedded note tracking for real-world guitar solo recordings,” *Transactions of the International Society for Music Information Retrieval (TISMIR)*, vol. 2, no. 1, pp. 15–28, 2019.
- [16] Judith C. Brown, “Calculation of a constant q spectral transform,” *Journal of the Acoustical Society of America (JASA)*, vol. 89, no. 1, pp. 425–434, 1991.
- [17] Albert S. Bregman, *Auditory Scene Analysis: The Perceptual Organization of Sound*, MIT Press, 1994.
- [18] Yujia Yan, Frank Cwitkowitz, and Zhiyao Duan, “Skipping the frame-level: Event-based piano transcription with neural semi-CRFs,” in *Proceedings of NeurIPS*, 2021.
- [19] Qiuqiang Kong, Bochen Li, Xuchen Song, Yuan Wan, and Yuxuan Wang, “High-resolution piano transcription with pedals by regressing onset and offset times,” *IEEE/ACM Transactions on Audio, Speech, and Language Processing (TASLP)*, vol. 29, pp. 3707–3717, 2021.
- [20] Curtis Hawthorne, Erich Elsen, Jialin Song, Adam Roberts, Ian Simon, Colin Raffel, Jesse Engel, Sageev Oore, and Douglas Eck, “Onsets and frames: Dual-objective piano transcription,” in *Proceedings of ISMIR*, 2018.
- [21] Curtis Hawthorne, Andriy Stasyuk, Adam Roberts, Ian Simon, Cheng-Zhi Anna Huang, Sander Dieleman, Erich Elsen, Jesse Engel, and Douglas Eck, “Enabling factorized piano music modeling and generation with the MAESTRO dataset,” in *Proceedings of ICLR*, 2019.
- [22] Qingyang Xi, Rachel M. Bittner, Johan Pauwels, Xuzhou Ye, and Juan P. Bello, “GuitarSet: A dataset for guitar transcription,” in *Proceedings of ISMIR*, 2018.
- [23] Colin Raffel, Brian McFee, Eric J. Humphrey, Justin Salamon, Oriol Nieto, Dawen Liang, and Daniel P.W. Ellis, “mir_eval: A transparent implementation of common MIR metrics,” in *Proceedings of ISMIR*, 2014.