

Tuning Superconductivity and Charge Density Wave Order in 2H-TaSe₂ by Modulating the Van Hove Singularity

Mukhtar Lawan Adam^{1,2*}, Ibrahim Buba Garba^{3,4}, Abba Alhaji Bala⁵, Abdulsalam Aji Suleiman^{6*}, Sulaiman Muhammad Gana², and Faisal Lawan Adam²

¹*Materials Interfaces Center, Shenzhen Institute of Advanced Technology, Chinese Academy of Sciences, Shenzhen 518055, Guangdong, PR China.*

²*Physics Department, Bayero University, Kano, 700231, Nigeria.*

³*Sorbonne Université, CNRS, IMPMC, 4 Place Jussieu, 75252 Paris, France.*

⁴*Department of Physics, Federal University Gashua, 671106, Gashua, Nigeria.*

⁵*Physics Department, Federal University Dutse, Jigawa, Nigeria.*

⁶*Institute of Materials Science and Nanotechnology, Bilkent University UNAM, Ankara 06800, Turkey.*

*Corresponding authors: mladam@siat.ac.cn; Ibrahim.garba@sorbonne-universite.fr; abdulsalam@unam.bilkent.edu.tr

Abstract

Tantalum diselenide (TaSe_2) is an exciting material that hosts charge density wave order (CDW) and superconductivity. Thus, providing a playing field for examining the interactions of fundamental electronic quantum states in materials. Recent research has proposed that the intrinsic quantum electronic state in the TaSe_2 lattice could be improved by aligning the Van Hove singularity (VHs) with the Fermi level. In this study, we attempt to tune the VHs in TaSe_2 to align them within the vicinity of the Fermi level via electron doping by chemically substituting Pt for Ta atoms. On investigating the band structure of $\text{Pt}_{0.2}\text{Ta}_{0.8}\text{Se}_2$, the electron doping brought the VHs closer to the Fermi level vicinity around the **K** high symmetry point. As a result, the CDW state in pristine TaSe_2 is suppressed in the TaSe_2 doped system while also hosting an enhanced superconducting temperature (T_c) of ~ 2.7 K. These observations provide insight into ways to leverage the VHs in materials to tune their electronic properties.

Keywords: 2H- TaSe_2 , superconductivity, charge density wave, Van Hove singularity, quantum materials

Introduction

The presence of Van Hove singularities (VHs) around the vicinity of the Fermi surface (FS) of materials is observed to be accompanied by the emergence of low-temperature phenomena in materials [1–3]. These electronic instabilities at the FS vicinity introduce delocalized electrons into the ‘Fermi sea’, creating low-energy excitations, thus significantly impacting the overall electronic properties of materials. This has led to the formation of exotic quantum states such as superconductivity, ferromagnetism, and spin-density wave states in kagome metals, graphene, sulfur hydrides, and transition metal dichalcogenides [4–13]. Due to the emergence of these exotic phenomena, several routes, such as doping and pressure, have been exploited to tune the VHs in materials into the FS vicinity [9,14–17]. The VHs is a universal electronic artifact that forms a saddle-like feature in the electronic band structure of quasi-two dimensional materials [18,19]. At the VHs, the density of states (DOS) diverges logarithmically to form highly localized electronic states [15,20]. On tuning the VHs to the Fermi vicinity, the FS of materials undergoes a Lifshitz transition modifying their overall electronic structure while preserving the structural symmetry [21–23].

Chemical doping is one more experimentally accessible route for inducing quantum material changes. Quantum materials with VHs existing above/below the Fermi level can be tuned by electron/hole doping to fall within the as-desired position to tune existing or induce new electronic quantum phenomena [4,17,24]. Bulk TaSe₂ is an intriguing quantum material co-hosting superconductivity at $T_c \sim 0.1$ K and Charge density wave (CDW) order transition at ~ 110 K [25]. Furthermore, it hosts VHs around ~ 0.5 eV above the Fermi level along the ***K-G*** high symmetry line [26]. Interestingly, the CDW order is known to compete with superconductivity, decreasing the DOS at the Fermi level. Thus, it can suppress the formation of Cooper pairs and the transition temperature.

Moreover, the existence of Fermi surface nesting in 2H-TaSe₂ has also been attributed to the formation of a CDW order [25]. In essence, the complete suppression of one of these competing states, i.e., the CDW, can enhance the other, i.e., the superconductivity. Taking advantage of the VFs in 2H-TaSe₂ and careful electron doping to tune it into the FS vicinity, the CDW order can be suppressed [27,28]. These will enhance the DOS around the Fermi to facilitate the formation of Cooper pairs therein.

In this work, we attempt to introduce electrons into 2H-TaSe₂ through the controlled doping of Pt atoms, and these could lower the chemical potential pushing the VFs into the Fermi vicinity. The doping of Pt atoms into TaSe₂ substitutes the Ta atoms, as confirmed through X-ray diffraction and DFT calculations. At 0.2% doped Pt, the VFs feature aligned within the vicinity of the Fermi level. An enhanced superconducting transition temperature of ~2.7 K and complete suppression of the CDW phase as observed in the pristine TaSe₂.

Experimental Details

Single crystals of Pt_xTa_{1-x}Se₂ ($x = 0, 0.05, 0.1, 0.2$) were synthesized using the chemical vapor transport method. Pt, Ta, and Se powders were combined with a varying amount of Iodine to serve as a transport agent, and the mixture was then sealed in an air-evacuated ampoule tube. The sealed tubes were then placed at room temperature in a two-zone furnace and heated for five days while maintaining the furnace at 900 °C in the evaporation zone and 800 °C in the growth zone. The furnace was cooled to room temperature after five days. High-quality single crystals were obtained at the end of the ampoule. The crystal's diffraction was measured using a Panalytical X-ray diffractometer with K α radiation. Transport properties measurements at low were carried out using a Quantum Design physical property measurement system at the Hefei center for instruments, university of science and technology, China. All First principle

calculations were carried out using the Quantum espresso density functional theory package to gain insight into the electronic properties of the compounds.

Results and discussions

According to our experimental and theoretical findings, Pt atoms doped into TaSe₂ introduce electron-like charge carriers into the compound, as seen by our XPS data, **Figure 2**. The presence of such charge carriers in semimetal/metallic materials while hosting quantum electronic states behavior such as charge density wave/superconductivity is known to modulate such states. In our case, carrier doping in TaSe₂ resulted in the suppression of the charge density wave states while enhancing the superconducting transition temperature, as demonstrated by transport properties measurement carried out at low temperatures.

Single crystals of the compounds Pt_xTa_{1-x}Se₂ ($x = 0, 0.05, 0.1, \text{ and } 0.2$) were synthesized using the chemical vapor transport method. As illustrated in Figure 1(a), X-ray diffraction of the as-synthesized crystals and DFT calculations revealed that the Pt atoms substitution into the Ta atoms position was more energetically favorable than intercalation between the layers of the TaSe₂.). The x-ray diffraction of the single crystals, as shown in **Figure 1(b)**, matches that of the pristine TaSe₂ with the space group of P6₃/mmc without a shift in the peaks to lower degrees, indicating lattice expansion.

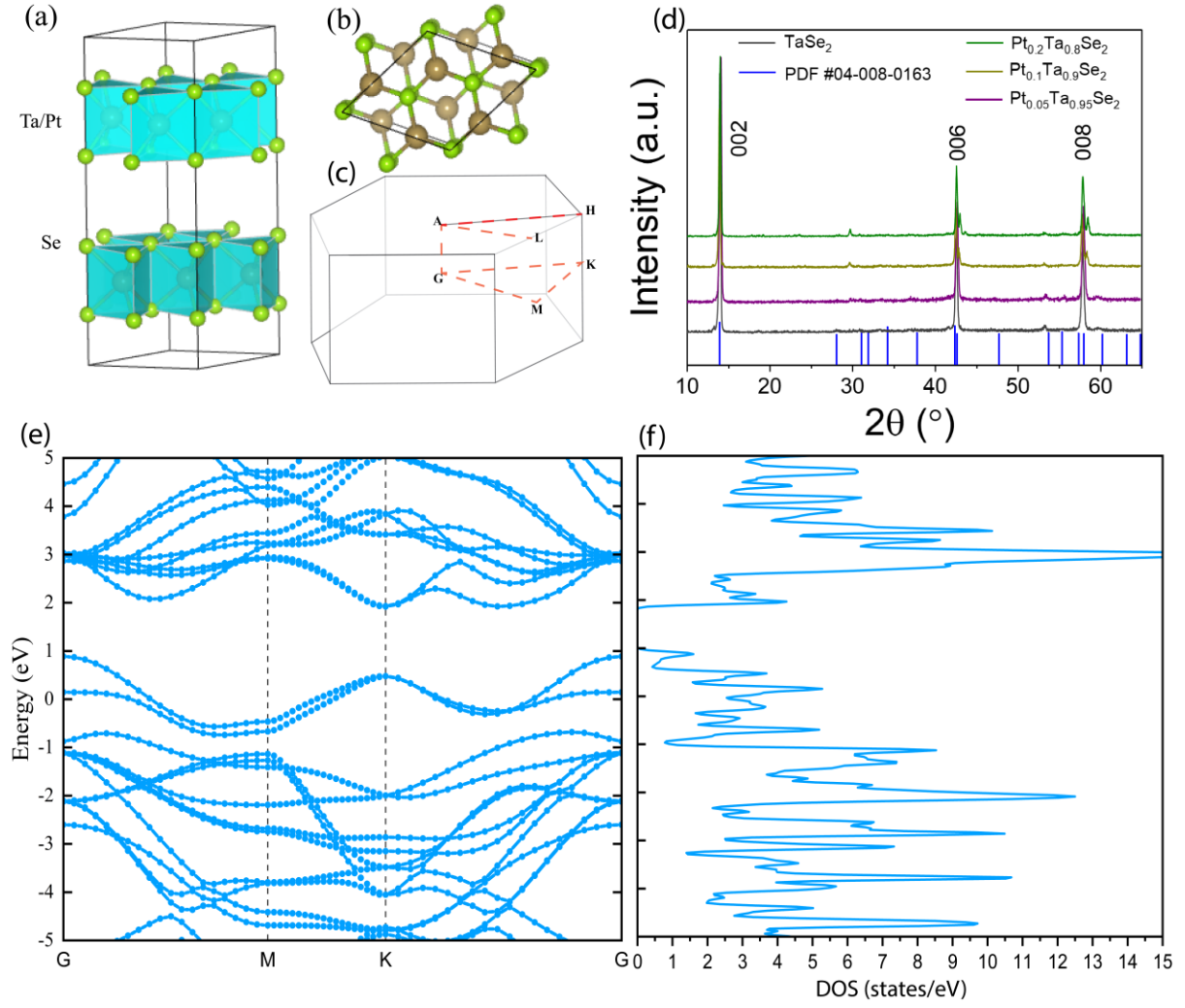


Figure 1 (a) Side view (b) Top view of the crystal structure of Pt-doped TaSe₂. (c) The Brillouin zone indicating the high symmetry points (d) Directly compare the X-ray diffraction (XRD) of pristine TaSe₂ and Pt-doped TaSe₂. (e) the band structure and (f) density of the state of 2H-TaSe₂.

Further on, we characterized the sample using X-ray photoelectron spectroscopy to investigate the role of Pt atoms in the compound and ascertain their chemical state. The XPS spectra of pristine TaSe₂ and Pt_{0.2}Ta_{0.8}Se₂ are shown in **Figure 2**. The XPS spectra of the Ta 4f

region of TaSe₂ and Pt_{0.2}Ta_{0.8}Se₂, Show a slight shift from the latter to lower binding energy, indicating electron donation from Pt to the TaSe₂ and a formation of bonds with the Se atoms.

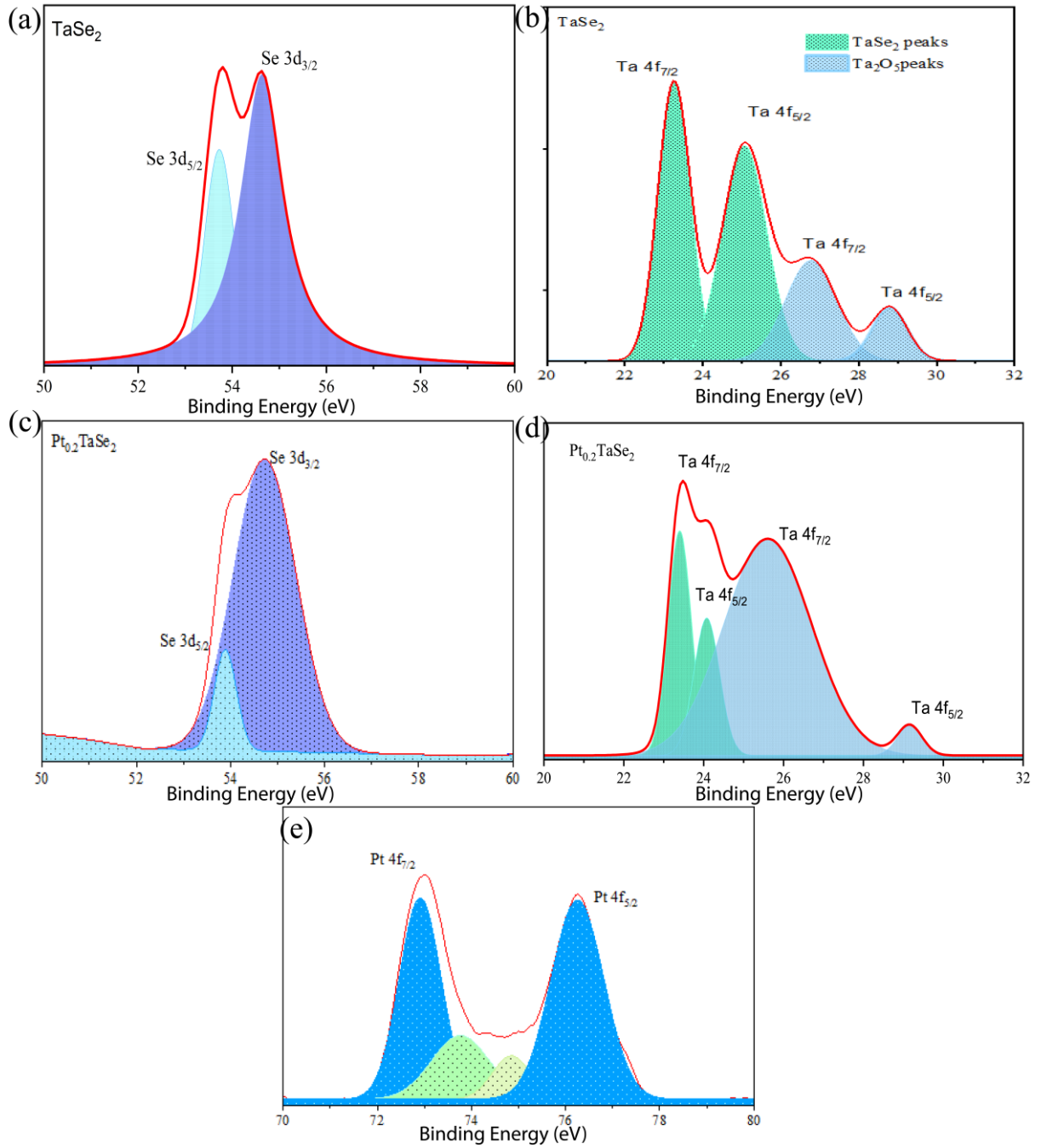


Figure 2 The XPS spectra of (a) Se 3d region of TaSe₂ (b) Ta 4f region of TaSe₂ (c) Se 3d region of Pt_{0.2}Ta_{0.8}Se₂ (d) Ta 4f region of Pt_{0.2}Ta_{0.8}Se₂ (e) Pt 4f region of Pt_{0.2}Ta_{0.8}Se₂.

Previous research has shown that electron/hole doping into the TaSe₂ modifies intrinsic electronic properties [28–30]. The calculated bulk band structure of the Pt_xTa_{1-x}Se₂ (x = 0.1 and

0.2), as shown in **Figure 3**, was calculated using the Wannier tool to distinguish between the compounds bulk and topological surface states easily, as well as the VHS features modulations. Neither of the compounds was observed to host non-trivial topological surface states from the bulk band structures in **Figures 3(a)** and **(b)**. However, there is significant modulation of the band structures of the compounds with the increase of Pt concentration from 0.1% to 0.2%. In comparison, as observed, the conduction bands show a downward shift in can be observed.

One of the most critical observations in the Fermi surface map of CDW materials like TaSe₂ is the presence of Fermi surface nesting [28]. At the normal phase of TaSe₂, its fermi surface is known to host hole-like pockets centered around **G** and **K** points, with "dog-bones" shaped electron pockets around the **M** point, [31,32] as shown in **Figure 3(c)**. However, at a commensurate CDW state with a 3x3 state, the Fermi surface undergoes a reconstruction, and the "dog bone" around **M** moves to the **G** point, while the hole-like pockets around the **K** degenerate twice to form concentric pockets [27,29,31–34]. **Figure 3(c)** shows that from the Fermi surface plots of Pt_{0.1}TaSe₂, there is almost an identical observation with the commensurate CDW Fermi surface of TaSe₂, indicating a possible presence of a CDW state. However, at its **K** point, electron-like pockets appear due to Pt doping.

Moreover, in an ARPES analysis of the CDW state suppression in Pd_xTaSe₂ [28], a topological Lifshitz transition is observed from electron-like pockets in the fermi surfaces as observed in the TaSe₂ to two hole-like pockets [35]. Accompanied by a sort of dismantling of the "dog bone," Fermi surfaces caused by the slight separation between the two hole-like pockets. Interestingly, these two hole-like pockets manifested a van Hove singularity of the saddle-point type, as observed in the Fermi surface map.

As Figure 3 (d) shows, two degenerate hole-like pockets appear at points **K** and **G** as the concentration of Pt increases from 0.1% to 0.2%. Moreover, these two hole-like pockets corroborate with a saddle-point van Hove singularity feature, as seen in **Figure 3(b)** around

the **K** high symmetry point. Also, the "dog-bones" like the Fermi surface, as observed in $\text{Pt}_{0.1}\text{TaSe}_2$ around the **M** point, are eliminated in $\text{Pt}_{0.2}\text{Ta}_{0.8}\text{Se}_2$. Based on these findings, a change phase from a CDW material to a metal in $\text{Pt}_{0.2}\text{TaSe}_2$ can be said to have occurred.

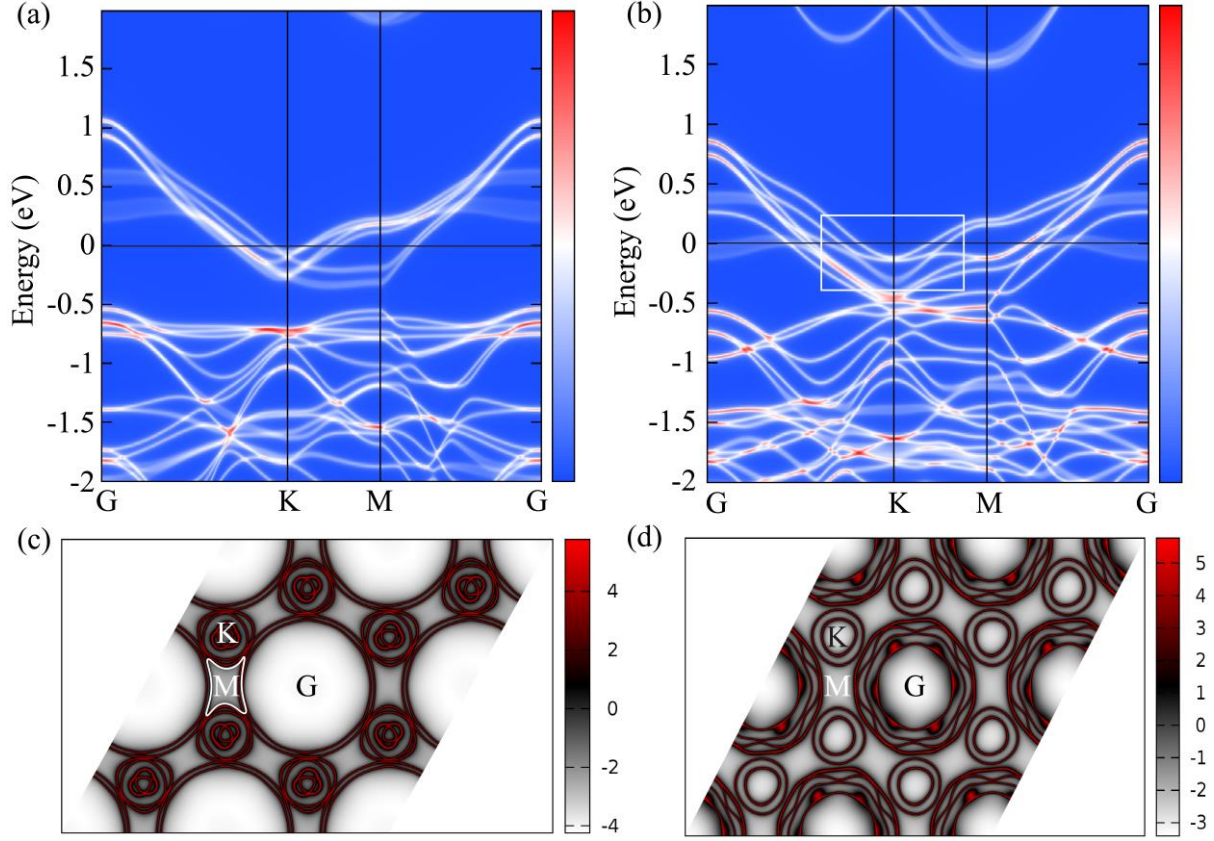


Figure 3 The band structure of (a) $\text{Pt}_{0.1}\text{Ta}_{0.9}\text{Se}_2$ (b) $\text{Pt}_{0.2}\text{Ta}_{0.8}\text{Se}_2$. The Fermi surface of (c) $\text{Pt}_{0.1}\text{Ta}_{0.9}\text{Se}_2$ (d) $\text{Pt}_{0.2}\text{Ta}_{0.8}\text{Se}_2$

The appearance of saddle-point Van Hove singularities close to the Fermi level in materials amplifies the electron correlation, resulting in a CDW or superconductivity at low temperatures [4,36–38]. The transport measurements of the as-synthesized $\text{Pt}_x\text{Ta}_{1-x}\text{Se}_2$ ($x = 0.05, 0.1, 0.2$) crystals at low temperatures were carried out to explore their exotic electronic properties. **Figure 4(a)** shows the temperature-dependent resistivity plot of the doped TaSe_2 crystals, where each of the $\text{Pt}_x\text{Ta}_{1-x}\text{Se}_2$ ($x = 0.05, 0.1$) compounds display a typical metallic, with a distinct hump-like transition around $\sim 100\text{K}$, indicating the presence of a charge density wave behavior. The $\text{Pt}_x\text{Ta}_{1-x}\text{Se}_2$ ($x = 0.05, 0.1$) compounds barely superconduct. Interestingly,

as demonstrated in **Figure 4(b)** $\text{Pt}_{0.2}\text{Ta}_{0.8}\text{Se}_2$, the CDW is completely suppressed, and hosts superconductivity at a transition temperature of ~ 2.7 K. At lower temperatures, **Figure 4(c)** displays the temperature-dependent resistive transition curves under the application of different magnetic fields, the response of superconducting transition temperature of $\text{Pt}_{0.2}\text{Ta}_{0.8}\text{Se}_2$ to an applied external magnetic field indicates a typical behavior of a superconductor. The superconducting temperature transition temperature broadens and shifts towards lower temperatures by increasing the fields due to a field-induced pair-breaking effect. Typical of superconducting materials

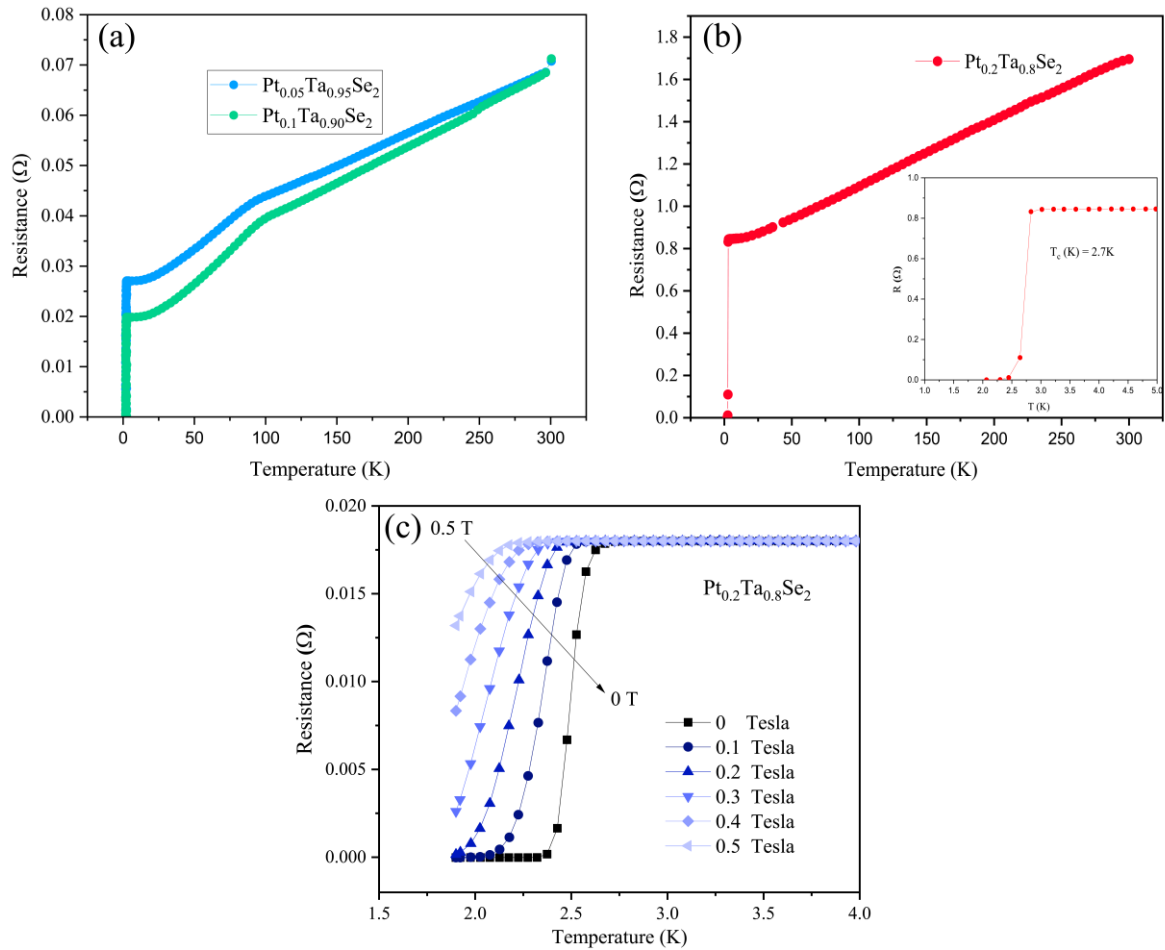


Figure 4 (a) the plot of resistivity against the temperature of $\text{Pt}_{0.05}\text{Ta}_{0.95}\text{Se}_2$ and $\text{Pt}_{0.1}\text{TaSe}_2$, indicating the charge density wave (CDW) transition. (b) the plot of resistivity against the temperature of $\text{Pt}_{0.2}\text{Ta}_{0.8}\text{Se}_2$ (inset showing the superconducting transition temperature). (c) Resistivity against temperature plot under a varying magnetic field of $\text{Pt}_{0.2}\text{Ta}_{0.8}\text{Se}_2$.

Conclusion

In conclusion, we have successfully synthesized and analyzed single crystals of $\text{Pt}_x\text{Ta}_{1-x}\text{Se}_2$ ($x = 0, 0.05, 0.1$, and 0.2) and characterized them in terms of their physical, electronic structure, and chemical properties. The $\text{Pt}_{0.2}\text{Ta}_{0.8}\text{Se}_2$ superconductivity, in particular, is enhanced with a transition temperature of ~ 2.7 K while the CDW-ordering state is completely suppressed. According to the XPS investigations, the chemical doping of Pt atoms in TaSe_2 induces electron charge into the system. Our analyses revealed that electron doping in TaSe_2 can result in the emergence of saddle-point Van Hove singularities around the Fermi level, which can mediate exotic quantum electronic states therein.

References

- [1] Z. Li et al., *Observation of van Hove Singularities in Twisted Silicene Multilayers*, ACS Cent Sci **2**, 517 (2016).
- [2] N. F. Q. Yuan, H. Isobe, and L. Fu, *Magic of High-Order van Hove Singularity*, Nat Commun **10**, 5769 (2019).
- [3] R. Mori, P. B. Marshall, K. Ahadi, J. D. Denlinger, S. Stemmer, and A. Lanzara, *Controlling a Van Hove Singularity and Fermi Surface Topology at a Complex Oxide Heterostructure Interface*, Nat Commun **10**, (2019).
- [4] K. Kim, S. Kim, J. S. Kim, H. Kim, J.-H. Park, and B. I. Min, *Importance of the van Hove Singularity in Superconducting PdTe₂*, Phys Rev B **97**, 165102 (2018).
- [5] S. Cho et al., *Emergence of New van Hove Singularities in the Charge Density Wave State of a Topological Kagome Metal RbV₃Sb₅*, Phys Rev Lett **127**, 236401 (2021).
- [6] M. Kang et al., *Twofold van Hove Singularity and Origin of Charge Order in Topological Kagome Superconductor CsV₃Sb₅*, Nat Phys **18**, 301 (2022).
- [7] W. Sano, T. Koretsune, T. Tadano, R. Akashi, and R. Arita, *Effect of Van Hove Singularities on High- T_c Superconductivity in H₃S*, Phys Rev B **93**, (2016).
- [8] H. Tan, Y. Liu, Z. Wang, and B. Yan, *Charge Density Waves and Electronic Properties of Superconducting Kagome Metals*, Phys Rev Lett **127**, (2021).
- [9] D. Makogon, R. van Gelderen, R. Roldán, and C. M. Smith, *Spin-Density-Wave Instability in Graphene Doped near the van Hove Singularity*, Phys Rev B Condens Matter Mater Phys **84**, (2011).
- [10] P. Dreher et al., *Proximity Effects on the Charge Density Wave Order and Superconductivity in Single-Layer NbSe₂*, ACS Nano **15**, 19430 (2021).
- [11] D. I. Indolese, R. Delagrangé, P. Makk, J. R. Wallbank, K. Wanatabe, T. Taniguchi, and C. Schönenberger, *Signatures of van Hove Singularities Probed by the Supercurrent in a Graphene-HBN Superlattice*, Phys Rev Lett **121**, (2018).
- [12] T. Qian et al., *Structural Phase Transition Associated with van Hove Singularity in 5d Transition Metal Compound IrTe₂*, New J Phys **16**, (2014).
- [13] E. A. Stepanov, V. Harkov, M. Rösner, A. I. Lichtenstein, M. I. Katsnelson, and A. N. Rudenko, *Coexisting Charge Density Wave and Ferromagnetic Instabilities in Monolayer InSe*, NPJ Comput Mater **8**, (2022).
- [14] X. Liu, X. Huang, P. Song, C. Wang, L. Zhang, P. Lv, L. Liu, W. Zhang, J. H. Cho, and Y. Jia, *Strong Electron-Phonon Coupling Superconductivity in Compressed α -MoB₂ Induced by Double Van Hove Singularities*, Phys Rev B **106**, (2022).
- [15] J. L. McChesney, A. Bostwick, T. Ohta, T. Seyller, K. Horn, J. González, and E. Rotenberg, *Extended van Hove Singularity and Superconducting Instability in Doped Graphene*, Phys Rev Lett **104**, 136803 (2010).

- [16] T.-T. Gai, P.-J. Guo, H.-C. Yang, Y. Gao, M. Gao, and Z.-Y. Lu, *Van Hove Singularity Induced Phonon-Mediated Superconductivity above 77 K in Hole-Doped SrB₃C₃*, Phys Rev B **105**, 224514 (2022).
- [17] H. LaBollita and A. S. Botana, *Tuning the Van Hove Singularities in AV₃Sb₅ (A = K, Rb, Cs) via Pressure and Doping*, Phys Rev B **104**, 205129 (2021).
- [18] J. Bok and J. Bouvier, *Superconductivity and the Van Hove Scenario*, J Supercond Nov Magn **25**, 657 (2012).
- [19] M. Uldemolins, A. Mesáros, and P. Simon, *Effect of Van Hove Singularities on Shiba States in Two-Dimensional s-Wave Superconductors*, Phys Rev B **103**, (2021).
- [20] L. van Hove, *The Occurrence of Singularities in the Elastic Frequency Distribution of a Crystal*, Physical Review **89**, 1189 (1953).
- [21] J. Feng et al., *Superconductivity Induced by Lifshitz Transition in Pristine SnS₂ under High Pressure*, Journal of Physical Chemistry Letters **13**, 9404 (2022).
- [22] P. Rosenzweig, H. Karakachian, S. Link, K. Küster, and U. Starke, *Tuning the Doping Level of Graphene in the Vicinity of the Van Hove Singularity via Ytterbium Intercalation*, Phys Rev B **100**, (2019).
- [23] M. Krottenmüller et al., *Indications for Lifshitz Transitions in the Nodal-Line Semimetal ZrSiTe Induced by Interlayer Interaction*, Phys Rev B **101**, (2020).
- [24] L. Liu, C. Wang, L. Zhang, C. Liu, C. Niu, Z. Zeng, D. Ma, and Y. Jia, *Surface Van Hove Singularity Enabled Efficient Catalysis in Low-Dimensional Systems: CO Oxidation and Hydrogen Evolution Reactions*, J Phys Chem Lett **13**, 740 (2022).
- [25] K. Rossnagel and N. v. Smith, *Spin-Orbit Splitting, Fermi Surface Topology, and Charge-Density-Wave Gapping in 2H-TaSe₂*, Phys Rev B Condens Matter Mater Phys **76**, (2007).
- [26] S. V. Borisenko, A. A. Kordyuk, V. B. Zabolotnyy, D. V. Evtushinsky, T. K. Kim, B. Büchner, A. N. Yaresko, V. D. Borisenko, and H. Berger, *Van Hove Singularity as a Possible Origin of the Bandwidth Renormalization in Layered Superconductors*, Journal of Physics and Chemistry of Solids **72**, 562 (2011).
- [27] D. C. Miller, S. D. Mahanti, and P. M. Duxbury, *Charge Density Wave States in Tantalum Dichalcogenides*, Phys Rev B **97**, 045133 (2018).
- [28] A. Chikina, A. Fedorov, D. Bhoi, V. Voroshnin, E. Haubold, Y. Kushnirenko, K. H. Kim, and S. Borisenko, *Turning Charge-Density Waves into Cooper Pairs*, NPJ Quantum Mater **5**, 22 (2020).
- [29] T. Valla, A. v. Fedorov, P. D. Johnson, J. Xue, K. E. Smith, and F. J. DiSalvo, *Charge-Density-Wave-Induced Modifications to the Quasiparticle Self-Energy in 2H-TaSe₂*, Phys Rev Lett **85**, 4759 (2000).
- [30] P. Cudazzo, M. Gatti, and A. Rubio, *Plasmon Dispersion in Layered Transition-Metal Dichalcogenides*, Phys Rev B **86**, 075121 (2012).

- [31] K. Rossnagel, E. Rotenberg, H. Koh, N. v. Smith, and L. Kipp, *Fermi Surface, Charge-Density-Wave Gap, and Kinks in 2H-TaSe₂*, Phys Rev B **72**, 121103 (2005).
- [32] J. A. Wilson, *Charge-Density Waves in the 2H-TaSe₂ Family: Action on the Fermi Surface*, Phys Rev B **15**, 5748 (1977).
- [33] H. Ryu et al., *Persistent Charge-Density-Wave Order in Single-Layer TaSe₂*, Nano Lett **18**, 689 (2018).
- [34] D. S. Inosov, V. B. Zabolotnyy, D. v Evtushinsky, A. A. Kordyuk, B. Büchner, R. Follath, H. Berger, and S. v Borisenko, *Fermi Surface Nesting in Several Transition Metal Dichalcogenides*, New J Phys **10**, 125027 (2008).
- [35] K. Lee et al., *Metal-to-Insulator Transition in Pt-Doped TiSe₂ Driven by Emergent Network of Narrow Transport Channels*, NPJ Quantum Mater **6**, 8 (2021).
- [36] H. Isobe, N. F. Q. Yuan, and L. Fu, *Unconventional Superconductivity and Density Waves in Twisted Bilayer Graphene*, Phys Rev X **8**, 041041 (2018).
- [37] N. F. Q. Yuan, H. Isobe, and L. Fu, *Magic of High-Order van Hove Singularity*, Nat Commun **10**, 5769 (2019).
- [38] J. G. Storey, J. L. Tallon, and G. V. M. Williams, *Saddle-Point van Hove Singularity and the Phase Diagram of High-T_c Cuprates*, Phys Rev B **76**, 174522 (2007).

ACKNOWLEDGEMENTS

M. L. A. acknowledges the China postdoctoral foundation, Bayero University, Kano, National Synchrotron Radiation Laboratory, Hefei. I.B.G. acknowledges PTDF Fund.

AUTHOR CONTRIBUTIONS

M.L.A. and I.B.G. conceived the idea, supervised the project, and performed the experiments and calculations. M.L.A., A.A.S., and S.M.G. prepared the draft. All the authors participated in discussing the results and revising the manuscript.

DECLARATION OF INTERESTS

The authors declare no competing interests.