

# Position and Proper Motion of Sagittarius A\* in the ICRF3 Frame from VLBI Absolute Astrometry

DAVID GORDON,<sup>1</sup> ALETHA DE WITT,<sup>2</sup> AND CHRISTOPHER S. JACOBS<sup>3</sup>

<sup>1</sup>*U.S. Naval Observatory*

*3450 Massachusetts Ave NW, Washington, DC 20392, USA*

<sup>2</sup>*South African Radio Astronomy Observatory*

*PO Box 443, Krugersdorp 1740, South Africa*

<sup>3</sup>*Jet Propulsion Laboratory, California Institute of Technology/NASA*

*4800 Oak Grove Drive, Pasadena, California 91109, USA*

## ABSTRACT

Sagittarius A\* (Sgr A\*) is a strong, compact radio source believed to be powered by a super-massive black hole at the galactic center. Extinction by dust and gas in the galactic plane prevents observing it optically, but its position and proper motion have previously been estimated using radio interferometry. We present new VLBI absolute astrometry measurements of its precise position and proper motion in the frame of the third realization of the International Celestial Reference Frame, ICRF3. The observations used were made at 52 epochs on the VLBA at K-band (24 GHz) between June 2006 and August 2022. We find the proper motion of Sgr A\* to be  $-3.128 \pm 0.042$  mas yr<sup>-1</sup> in right ascension and  $-5.584 \pm 0.075$  mas yr<sup>-1</sup> in declination, or  $6.400 \pm 0.073$  mas yr<sup>-1</sup> at a position angle of  $209.26^\circ \pm 0.51^\circ$ . We also find its J2000 ICRF3 coordinates at the 2015.0 proper motion epoch to be  $17^h45^m40^s.034047 \pm 0^s.000018$ ,  $-29^\circ00'28''.21601 \pm 0''.00044$ . In galactic coordinates, Sgr A\* shows proper motion of  $-6.396 \pm 0.071$  mas yr<sup>-1</sup> in galactic longitude and  $-0.239 \pm 0.045$  mas yr<sup>-1</sup> in galactic latitude, indicating solar motion of  $248.0 \pm 2.8$  km s<sup>-1</sup> in the galactic plane and  $9.3 \pm 1.9$  km s<sup>-1</sup> towards the north galactic pole.

*Keywords:* astrometry – absolute astrometry – radio astrometry – galactic center – proper motions

## 1. INTRODUCTION

Accurately locating the galactic center and measuring its proper motion is important for defining the galactic coordinate system and for studies of galactic structure, kinematics and dynamics and for identification with nearby sources in the radio and IR. Sagittarius A\* (hereafter Sgr A\*) has been shown to be a super-massive black hole at the galaxy’s center (Ghez et al. (2008); Genzel et al. (2010)). Previous estimates of its position using the VLA and the VLBA have been made by Yusef-Zadeh et al. (1999), Reid & Brunthaler (2004), and Petrov et al. (2011). Previous estimates of its proper motion have been made using VLBI phase referencing (relative, or differential astrometry) by Backer & Sramek (1999) on the VLA, and by Reid & Brunthaler (2004, 2020) on the VLBA. In this paper, we

present the results of K-band (24 GHz) VLBA observations in the absolute astrometry mode over a span of 16 years, leading to a precise determination of its position with respect to time in the frame of the third realization of the International Celestial Reference Frame, ICRF3 (Charlot et al. 2020).

An initial K-band astrometric catalog of 268 sources observed on the VLBA from 2002–2007 was published by Lanyi et al. (2010). In 2014 this program was resumed by the authors and others with VLBI observations in both the northern and southern hemispheres in anticipation of including a K-band catalog in the release of the third realization of the International Celestial Reference Frame, ICRF3 (Charlot et al. 2020). ICRF3 was adopted by the IAU in January 2019 and contained celestial reference frame catalogs at three frequencies, the largest at the traditional geodetic/astrometric X/S bands (8.6/2.3 GHz) and smaller catalogs at K (24 GHz) and X/Ka (8.4/32 GHz) bands. Though not included in the ICRF3-K catalog because it is not an extragalac-

tic source, Sgr A\* was observed and detected in several of the second era K-band VLBA sessions beginning in November 2017. K-band observations have continued into the present time and there is now nearly four times as much K-band astrometry data as was used for ICRF3.

Sgr A\* is not visible optically due to extinction by the gas and dust in the galactic plane, but it is a strong radio source. However, scattering by the ionized interstellar medium broadens it out to apparent angular sizes approximately proportional to the square of the wavelength (Davies et al. 1976; Johnson et al. 2018). This broadening causes it to be resolved out in lower frequency VLBI observations. K-band is the only one of the three ICRF3 frequency bands that can practically observe Sgr A\*. It is not detectable at all in the S-band of the traditional X/S geodetic/astrometric observations and only weakly detectable in the X-band, where it is smeared out over  $\sim 9$  mas (FWHM). It also gets resolved out at both the X and Ka frequencies in the very long, single-baseline observations used to construct the ICRF3-X/Ka catalog. Even at K-band, it is detectable only on the shorter continental VLBA baselines and never on the longer baselines to MK-VLBA and SC-VLBA.

## 2. OBSERVATIONS

Our K-band VLBI Sgr A\* data begins with two sessions in June 2006 from the original processing at the Goddard Spaceflight Center of the VGaPS sessions (VLBA sessions BP125A and BP125B, described by Petrov et al. (2011), which were recorded at 256 Mbps). Under the new campaign, we have re-observed Sgr A\* on the VLBA at 50 additional epochs between November 2017 and August 2022 as part of observations for ICRF3 and subsequent maintenance and expansion. These sessions were made in the absolute astrometry mode (also sometimes called the global astrometry mode) in which dozens or hundreds of sources spread out over the entire sky are observed in each session in order to determine their positions in an inertial coordinate system. In each of these 24-hour sessions, Sgr A\* was observed along with  $\sim 225$  compact extragalactic ICRF3 sources, thus providing a strong link to the ICRF3 reference frame. For the first 19 epochs of the revised campaign (November 2017 through September 2019) the right circular polarization (RCP) signal was recorded at a bit rate of 2 Gbps. For the last 31 epochs, beginning in November 2019, both the RCP and LCP signals were recorded for a total of 4 Gbps, and processed into separate RCP and LCP databases. Further details of the observations are given in Charlot et al. (2020). Each session was approximately 24 hours in duration and Sgr A\* was observed

in either 2 or 3 90-second scans, taking up only  $\sim 0.5\%$  or less of the observing time. It was included primarily to locate it precisely in the ICRF3 frame. A secondary result is that these observations provide a time series of the positions of Sgr A\*, which we have analyzed to determine an absolute astrometric measurement of its proper motion, which can be directly compared to several VLBI relative astrometry (phase referencing) measurements.

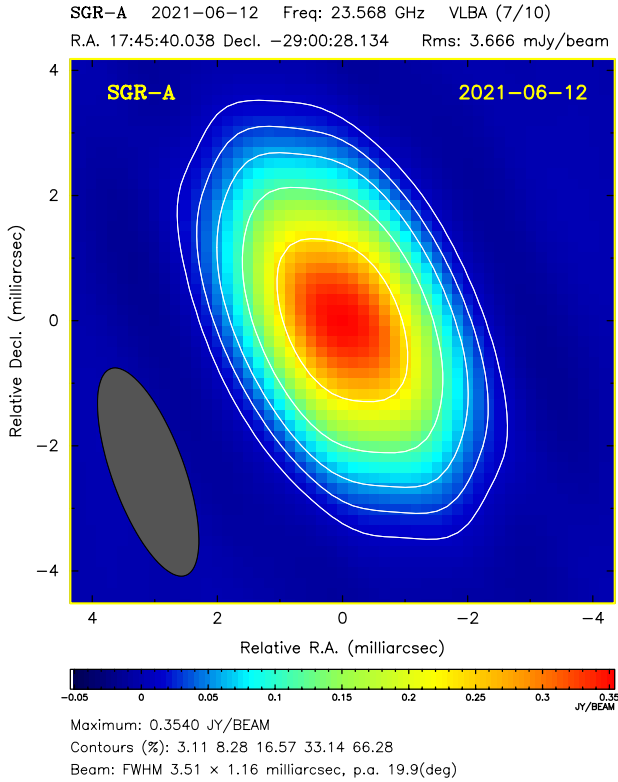
## 3. ANALYSIS

The data for Sgr A\* was taken from an astrometric solution of 165 K-band databases spanning May 2002 - August 2022, generated as an unofficial update of the ICRF3-K catalog.<sup>1</sup> As in ICRF3, a galactic aberration model (MacMillan et al. 2019) using a galactic aberration constant of  $5.8 \mu\text{as yr}^{-1}$  was applied in this solution, giving J2000 source positions at the galactic aberration epoch of 2015.0. However, the galactic aberration model has no effect in the direction of the galactic center, so this need not be discussed further.

Correlation of the VLBA K-band data used in this study, except for the 2006 data, was done on the VLBA's DiFX software correlator (Deller et al. 2011) at the National Radio Astronomy Observatory in Socorro, New Mexico. The DiFX output was converted to both Haystack Mark4 format for astrometry processing and FITS-IDI format for imaging (deWitt et al. 2022). Fringe fitting to obtain the geodetic observables (group delays and phase delay rates) was performed at either the U.S. Naval Observatory, the Goddard Space Flight Center or the Bonn correlator, using the Haystack Observatory *hops* software package (Rogers et al. 1995) and the output was converted into geodetic-style VLBI databases. Astrometric analysis of each session was made at either the U.S. Naval Observatory (USNO) or at the Goddard Space Flight Center using the *Calc/Solve* (Ma et al. 1986; Charlot et al. 2020) and *nuSolve* (Bolotin et al. 2014) analysis packages. Delays due to the ionosphere were computed as described in Lanyi et al. (2010) and Charlot et al. (2020), using global navigation satellite systems (GNSS) ionosphere maps produced by the Jet Propulsion Laboratory. These maps are given at 2-hour intervals and have a resolution of  $2.5^\circ$  by  $5^\circ$  in latitude and longitude, respectively. Although this temporal and spatial resolution does not provide the accuracy of simultaneous dual-frequency observations, it does allow the averaging out of most of the systematic effects of the ionosphere.

<sup>1</sup> See <https://crf.usno.navy.mil/quarterly-vlbi-solution> for the latest global source solution.

Imaging of ICRF3 sources from the K-band VLBA sessions is being done by [deWitt et al. \(2022\)](#). A K-band image of Sgr A\* based on that work is shown in Figure 1. The estimated FWHM size of Sgr A\* at K-band obtained from model fitting is 1.74 milli-arcsec (mas). Broadening by the ISM limits detections at K-band to baselines of  $\sim 200 M\lambda$  ( $\sim 2500$  km) or less. Thus we do not get detections on any of the baselines to MK-VLBA or SC-VLBA, and only on a few of the baselines to BR-VLBA and HN-VLBA. This results in fewer observations and larger single session uncertainties than for most of the extragalactic sources in the sessions. The single sessions each get an average of  $\sim 25$  baseline observations of Sgr A\* and have position uncertainties mostly in the range of 0.5–1.5 mas.



**Figure 1.** A VLBA image of Sgr A\* at K-band, from observations on 2021 June 12. Note that the ISM broadens the source out, limiting detections to baselines less than  $\sim 200 M\lambda$  ( $\sim 2500$  km) at K-band.

#### 4. ASTROMETRIC RESULTS

Two methods were used to solve for the position and proper motion of Sgr A\* using the *Calc/Solve* analysis package. In one, 1035 extragalactic ICRF sources were treated as global parameters, giving single average J2000 positions for each extragalactic source, whereas

the position of Sgr A\* was solved for individually in each session, giving a time series of its J2000 positions. From this time series, we solved for its proper motion in right ascension (RA) and declination (Dec) and its position at the 2015.0 proper motion epoch. In the second solution, both its position and proper motion were solved for globally within *Solve*. Alignment with ICRF3 in both solutions was accomplished through a no-net-rotation constraint on 258 of the ICRF3 defining sources that have been well-observed at K-band. Results of the two methods differed by much less than the 1-sigma uncertainties. The time series positions are useful for plotting and examining the data, however, the global solution incorporates more of the correlations between the various parameters and can thus be more accurate. A plot of the RA's and Dec's versus time from the time series solution is shown in Figure 2. The global solution finds the ICRF3 J2000 position of Sgr A\* at the 2015.0 proper motion epoch to be:

$$\alpha = 17^h 45^m 40^s.034047 \pm 0^s.000018$$

$$\delta = -29^\circ 00' 28''.21601 \pm 0''.00044$$

The 2015.0 epoch was chosen for consistency with the ICRF3 galactic aberration epoch ([Charlot et al. 2020](#)). The global solution also finds the proper motions in RA and Dec to be:

$$\mu_\alpha \cos \delta = -3.128 \pm 0.042 \text{ mas yr}^{-1}$$

$$\mu_\delta = -5.584 \pm 0.075 \text{ mas yr}^{-1}$$

with a correlation coefficient of 0.2102 between the RA and Dec proper motions. Thus, combined with its proper motion, the J2000 position of Sgr A\* as a function of time in the ICRF3 frame is:

$$\alpha = 17^h 45^m 40^s.034047 - (0^s.000238408) \times (t - 2015.0)$$

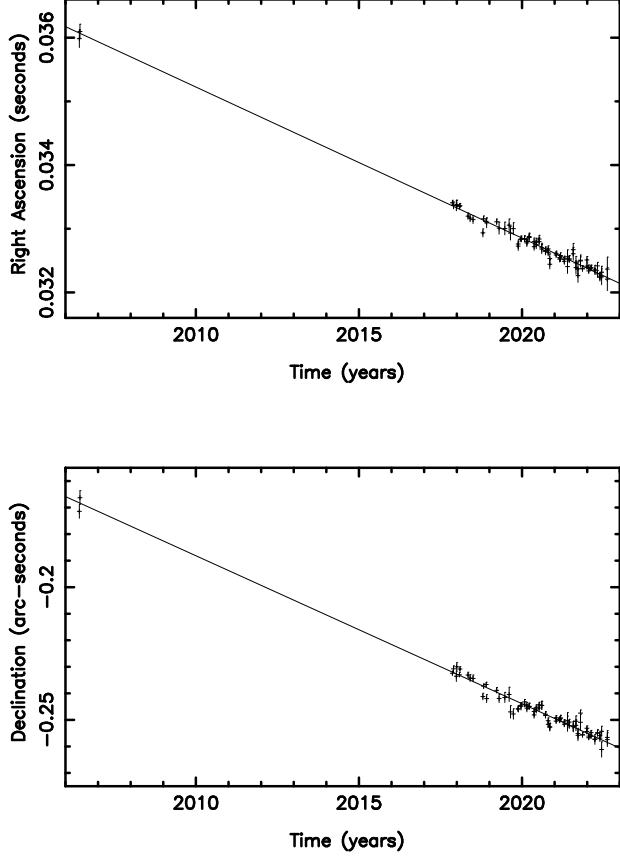
$$\delta = -29^\circ 00' 28''.21601 - (0''.005584) \times (t - 2015.0)$$

where  $t$  is the desired epoch in years.

Solving for an annual parallax was not attempted since the expected parallax of  $\sim 120 \mu\text{as}$  would be considerably smaller than the individual position uncertainties.

In Table 1, we compare our ICRF3 position at 2015.0 with 3 previous estimates. For [Yusef-Zadeh et al. \(1999\)](#) and [Petrov et al. \(2011\)](#), we extrapolate their positions to 2015.0 using our proper motions. For [Reid & Brunthaler \(2004\)](#) we use their proper motions to extrapolate to 2015.0, assuming their epoch is at the midpoint of their observations (i.e. 1999.25.) The two phase referencing studies differ from our ICRF3 position at about the 25 and 40 mas level while the VGaPS absolute astrometry position differs at about the 2 mas level, although with much lower precision than our result.

Combining our RA and Dec proper motions gives a total proper motion of  $6.400 \pm 0.073 \text{ mas yr}^{-1}$  at a position angle of  $209.26^\circ \pm 0.51^\circ$ . In Table 2, we compare the RA, Dec, and total proper motions from this study



**Figure 2.** RA's and Dec's of Sgr A\* versus time as measured in K-band VLBA sessions from June 2006 - August 2022, offset from  $17^h 45^m 40^s, -29^\circ 00' 28''$ . WRMS deviations from the linear fits are 0.76 mas in RA and 1.71 mas in Dec.

	RA @ 2015.0	Dec @ 2015.0	Diff (mas)
This work	$17^h 45^m 40^s.034047$ $\pm 0^s.000018$	$-29^\circ 00' 28''.21601$ $\pm 0''.00044$	
Y-Z	$17^h 45^m 40^s.0329$ $\pm 0^s.00007$	$-29^\circ 00' 28''.195$ $\pm 0''.014$	15.0/21.0
R-B	$17^h 45^m 40^s.0371$	$-29^\circ 00' 28''.207$	40.1/8.8
P-K	$17^h 45^m 40^s.033943$ $\pm 0^s.00011$	$-29^\circ 00' 28''.2177$ $\pm 0''.0027$	1.4/1.7

**Table 1.** Positions of Sgr A\* in the J2000 frame at proper motion epoch 2015.0 from this study compared to Yusef-Zadeh et al. (1999) (Y-Z), Reid & Brunthaler (2004) (R-B), and Petrov et al. (2011) (P-K).

to those from Reid & Brunthaler (2020), Reid & Brunthaler (2004) and Backer & Sramek (1999). Our absolute astrometry proper motion value agrees well with the relative astrometry value of Reid & Brunthaler (2020), but with larger uncertainties for several reasons. Reid & Brunthaler (2020) observed at Q-band (43 GHz), where

the apparent angular size should be only  $\sim 1/3$  as large as at K-band and they observed at 23 epochs over an 18 year span, from 1995 - 2013, with each 8-hour session dedicated to Sgr A\* and to two nearby calibrator sources. Our data on the other hand is from 52 epochs spanning nearly 16 years, but with all but two epochs spanning only 4.75 years, and with only 3 or 4.5 minutes observing time at each epoch. The two methods should be considered complementary though. The absolute astrometry of this study can precisely locate Sgr A\* in the IAU's official reference frame, ICRF3, whereas the relative astrometry cannot since there are no nearby ICRF3 sources to use as phase referencing calibrators. The relative astrometry can yield smaller uncertainties in proper motion though, due to the very small angles being measured between the target and the calibrators, which differentially cancels out most error sources. Relative astrometry however can be subject to systematic errors due to small shifts in the effective calibrator source positions over time as a result of source structure or other effects. Such effects would mostly average out though over the 258 ICRF3 defining sources used to define the reference frame in our absolute astrometry study.

	$\mu_\alpha \cos \delta$	$\mu_\delta$	Combined
This work	$-3.128 \pm 0.042$ mas yr $^{-1}$	$-5.584 \pm 0.042$ mas yr $^{-1}$	$6.400 \pm 0.073$ mas yr $^{-1}$ @ $209.26^\circ$
R-B2	$-3.156 \pm 0.006$ mas yr $^{-1}$	$-5.585 \pm 0.010$ mas yr $^{-1}$	$6.415 \pm 0.008$ mas yr $^{-1}$ @ $209.47^\circ$
R-B1	$-3.151 \pm 0.018$ mas yr $^{-1}$	$-5.547 \pm 0.026$ mas yr $^{-1}$	$6.379 \pm 0.024$ mas yr $^{-1}$ @ $209.60^\circ$
B-S	$-2.70 \pm 0.15$ mas yr $^{-1}$	$-5.60 \pm 0.20$ mas yr $^{-1}$	$6.22 \pm 0.25$ mas yr $^{-1}$ @ $205.7^\circ$

**Table 2.** Proper motion measurements in RA and Dec of Sgr A\* from this study and from Reid & Brunthaler (2020) (R-B2), Reid & Brunthaler (2004) (R-B1) and Backer & Sramek (1999) (B-S).

Transforming the proper motion vectors from the global solution into the galactic coordinate system, we get the following proper motion of Sgr A\* in galactic longitude and latitude:

$$\begin{aligned}\mu_l &= -6.396 \pm 0.071 \text{ mas yr}^{-1} \\ \mu_b &= -0.239 \pm 0.045 \text{ mas yr}^{-1}\end{aligned}$$

To illustrate this graphically, we show in Figure 3 the time series positions in galactic coordinates (offset from  $-166''$  galactic latitude and  $-200''$  galactic longitude). The blue dashed line in Figure 3 shows the proper motion direction from the global solution, while the red dashed line is parallel to the galactic plane. And in Fig-

ure 4, we plot the galactic longitudes and latitudes (also offset as in Figure 3) separately versus time.

Thus we see proper motion of  $-6.396 \text{ mas yr}^{-1}$  in the galactic plane and  $-0.239 \text{ mas yr}^{-1}$  perpendicular to the galactic plane. If attributed to motion of the Sun around the galaxy, we can estimate the solar velocities in the direction of galaxy rotation and perpendicular to the plane of the galaxy. Using a recent value for the Sun’s distance to Sgr A\* of  $8.178 \pm .022 \text{ kpc}$  (Gravity Collaboration et al. 2019), we get a tangential solar velocity of  $248.0 \pm 2.8 \text{ km s}^{-1}$  in the galactic plane and  $9.3 \pm 1.9 \text{ km s}^{-1}$  out-of-the plane towards the north galactic pole. This out-of-the plane motion is somewhat larger, but not significantly different, from a recent value of  $7.26 \pm 0.36 \text{ km s}^{-1}$  obtained by Ding et al. (2019).

The Sun’s tangential motion is a combination of the circular velocity of the local standard of rest (LSR) and the Sun’s peculiar tangential velocity with respect to the LSR. Several recent studies of the Sun’s peculiar motion all indicate that the Sun is moving faster around the galaxy than the LSR, by typically 3 to  $12 \text{ km s}^{-1}$  (Dehnen & Binney 1998; Ding et al. 2019; Golubov et al. 2013; Huang et al. 2015; Schönrich et al. 2010). Of interest for ICRF work is what this could imply for estimating the galactic aberration constant. Subtracting the various estimated peculiar velocities, our results would support a galactic aberration constant of between  $4.8$  and  $5.1 \mu\text{as yr}^{-1}$ . This is somewhat less than the  $5.8 \pm 0.3 \mu\text{as yr}^{-1}$  of MacMillan et al. (2019) which was used for ICRF3 and more in agreement with the  $5.05 \pm 0.35 \mu\text{as yr}^{-1}$  value estimated from Gaia data (Gaia Collaboration et al. 2021).

## 5. CONCLUSIONS

We have determined a precise position for Sgr A\* as a function of time in the frame of the IAU’s official celestial reference frame, ICRF3. Our measurements of its position and proper motion over a 16 year span were

made using absolute VLBI astrometry at 24 GHz on the VLBA and are independent of previous measurements that used relative astrometry. When expressed in galactic coordinates, the proper motion measured in this study, if attributed to circular motion of the Sun around the galactic center, indicates solar motion of  $248.0 \pm 2.8 \text{ km s}^{-1}$  in the galactic plane and  $9.3 \pm 1.9 \text{ km s}^{-1}$  towards the north galactic pole.

The VLBA observations used here are part of an ongoing collaboration between personnel at the U.S. Naval Observatory, the South African Radio Astronomy Observatory and the Jet Propulsion Laboratory. Future updates of this work can be expected to improve the precision of these measurements.

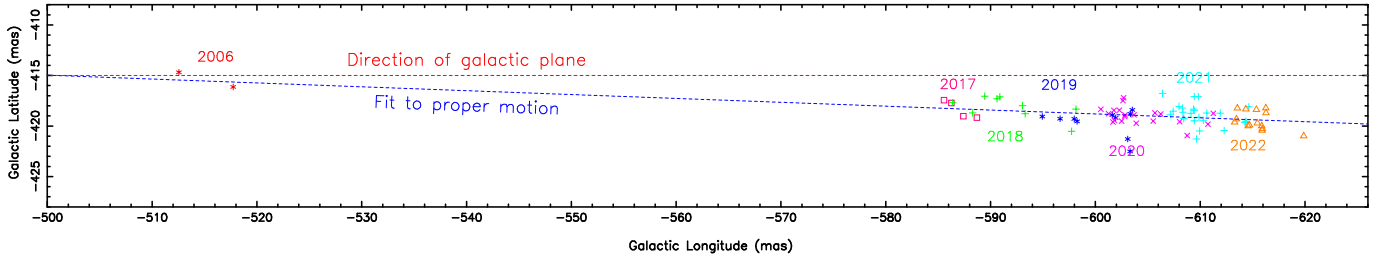
## ACKNOWLEDGEMENTS

The authors gratefully acknowledge use of the Very Long Baseline Array since 2017 under the US Naval Observatory’s time allocation. This work supports USNO’s ongoing research into the celestial reference frame and geodesy. The VLBA is operated by the National Radio Astronomy Observatory (NRAO), a facility of the National Science Foundation and operated under cooperative agreement by Associated Universities, Inc. This work made use of the Swinburne University of Technology software correlator, DiFX, developed as part of the Australian Major National Research Facilities Programme and operated under license. For a description of the DiFX correlator, see Deller et al. (2011). Part of this research was supported by the South African Radio Astronomy Observatory (SARAO,) a facility of the National Research Foundation (NRF) of South Africa. Part of this research was carried out at the Jet Propulsion Laboratory, California Institute of Technology, under a contract with the National Aeronautics and Space Administration (80NM0018D0004); Copyright 2022, All Rights Reserved.

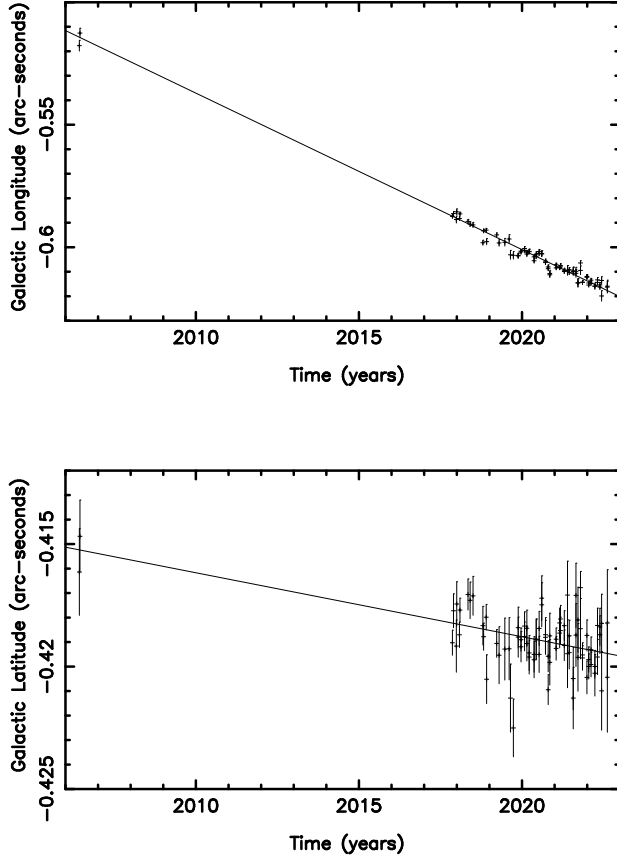
## REFERENCES

- Backer, D.C. and Sramek, R.A., 1999, *ApJ*, 524, 805.
- Bolotin, S., Baver, K., Gipson, J., et al., 2014, in ‘International VLBI Service for Geodesy and Astrometry 2014 General Meeting Proceedings’, Behrend, D., Baver, K. and Armstrong, K.L., editors, 2014, p. 253-257.
- Charlot, P., Jacobs, C.S., Gordon, D., et al., 2020, *A&A*, 644, A159.
- Davies, R.D., Walsh, D., & Booth, R.S. 1976, *MNRAS*, 177, 319.
- Deller, A.T., Briskin, W.F., Phillips, C.J., et al., 2011, *PASP*, 123, 275.
- Dehnen, W. and Binney, J.J., 1998, *MNRAS*, 298, 387.
- deWitt, A., Gordon, D., Jacobs, C.S., et al, 2022, accepted by AJ, in press.
- Ding, P.-J., Zhu, Z. and Jia-Cheng Liu, J.-C., 2019, *Res. Astron. Astrophys.*, 19, 068.
- Gaia Collaboration, Klioner, S.A., Mignard, F., et al., 2021, *A&A*, 649, A9.
- Genzel, F., Eisenhauer, F., & Gillessen, S., 2010, *Rev. Mod. Phys.*, 82, 3121-3195.
- Ghez, A.M., Salim, S., Weinberg, N.N., et al., 2008, *ApJ*, 689, 1044–1062.





**Figure 3.** Time series positions of Sgr A\* in galactic coordinates, offset from  $-166''$  galactic latitude,  $-200''$  galactic longitude. The global solution fit to proper motion is given by the blue dashed line. The direction of the galactic plane is shown by the red dashed line.



**Figure 4.** Time series positions of Sgr A\* in galactic coordinates from 2006-2022, offset from  $-200''$  in longitude and  $-166''$  in latitude.

- Golubov, O., Just, A., Bienayme, O., et al., 2013, [A&A](#), 557, A92.
- Gravity Collaboration, Abuter, R., Amorim, A., et al. 2019, [A&A](#), 625, L10.
- Huang, Y., Liu, X.W., Yuan, H.B., et al., 2015, [MNRAS](#), 449, 162.
- Johnson, M.D., Narayan, R., Psaltis, D., et al., 2018, [ApJ](#), 865, 104.
- Lanyi, G.E., Boboltz, D.A., Charlot, P., et al. 2010, [AJ](#), 139, 1695.
- Ma, C., Clark, T.A., Ryan, J.W., et al., 1986, [AJ](#), 92, 1020.
- MacMillan, D.S., Fey, A., Gipson, J.M, et al., 2019, [A&A](#), 630, A93.
- Petrov, L., Kovalev, Y.Y., Fomalont, E.B., Gordon, D., 2011, [AJ](#), 142, 35.
- Reid, M.J. and Brunthaler, A., 2004, [ApJ](#), 616, 872-884.
- Reid, M.J. and Brunthaler, A., 2020, [ApJ](#), 892:39.
- Rogers, A.E.E., Doeleman, S.S., and Moran, J.M. 1995, [AJ](#), 109, 1391.
- Schönrich, R., Binney, J. and Dehnen, W., 2010, [MNRAS](#), 403, 1829.
- Yusef-Zadeh, F., Choate, D. and Cotton, W., 1999, [ApJ](#), 518, L33-35.