

Zero-Shot Opinion Summarization with GPT-3

Adithya Bhaskar

IIT Bombay

adithyabhaskar@cse.iitb.ac.in

Alexander R. Fabbri

Salesforce AI Research

afabbri@salesforce.com

Greg Durrett

UT Austin

gdurrett@cs.utexas.edu

Abstract

Very large language models such as GPT-3 have shown impressive performance across a wide variety of tasks, including text summarization. In this paper, we show that this strong performance extends to opinion summarization. We explore several pipeline methods for applying GPT-3 to summarize a large collection of user reviews in a zero-shot fashion, notably approaches based on recursive summarization and selecting salient content to summarize through supervised clustering or extraction. On two datasets, an aspect-oriented summarization dataset of hotel reviews and a generic summarization dataset of Amazon and Yelp reviews, we show that the GPT-3 models achieve very strong performance in human evaluation. We argue that standard evaluation metrics do not reflect this, and evaluate against several new measures targeting faithfulness, factuality, and genericity to contrast these different methods.

1 Introduction

The past decade has seen several shifts in summarization research, from primarily extractive models (Erkan and Radev, 2004; Gu et al., 2022; Kwon et al., 2021; Jia et al., 2020; Zhong et al., 2020) to abstractive models with copy mechanisms (See et al., 2017; Song et al., 2018; Xu et al., 2020; Gehrmann et al., 2018) to pre-trained models (Devlin et al., 2019; Isonuma et al., 2021; Lewis et al., 2020; Zhang et al., 2020a; He et al., 2020). GPT-3 (Brown et al., 2020; Wu et al., 2021a; Saunders et al., 2022; Goyal et al., 2022) promises another shift: it gives excellent zero and few-shot performance across a variety of tasks, including text generation. However, its capabilities have not been extensively benchmarked for opinion summarization. Unlike news, where extractive lead baselines are often highly effective, opinion summarization requires balancing contradictory opinions and a

higher degree of abstraction to convey all of the viewpoints faithfully.

In this paper, we apply GPT-3, specifically the text-davinci-002 model, to the task of opinion summarization, focusing on reviews of products, hotels, and businesses. Applying GPT-3 in this setting is not straightforward, as the combined length of the reviews or posts may exceed the maximum input length of GPT-3. Furthermore, we find that certain styles of inputs can lead to GPT-3 simply echoing back an extract of the inputs despite them being well within the character limits of GPT-3. To mitigate these issues, we explore a family of pipelined approaches to reduce the size of the input to GPT-3. Specifically, we explore (1) filtering a subset of sentences with an extractive summarization model, (2) chunking with repeated summarization using GPT-3, and (3) review-score based stratification. In the context of aspect-oriented summarization, we also explore the inclusion of a sentence-wise topic prediction and clustering step.

We show that our approaches yield high-quality summaries according to human evaluation. We find that the errors of the systems consist of subtle issues of balancing contradictory viewpoints and erroneous generalization of specific claims, which are not captured by standard n -gram-based evaluation using ROUGE (Lin, 2004) or BERTScore (Zhang et al., 2020b). This result corroborates work calling for a re-examination of current metrics (Fabbri et al., 2021) and the need for fine-grained evaluation (Gehrmann et al., 2022). We therefore introduce an array of metrics using entailment as a proxy for support, to measure the *factuality*, *faithfulness* and *genericity* of produced summaries for a more comprehensive understanding of system outputs. These measure the extent of over-generalization of claims and misrepresentation of viewpoints while checking for generic summaries.

Our results show that GPT-3 produces reasonably faithful and factual summaries when the input

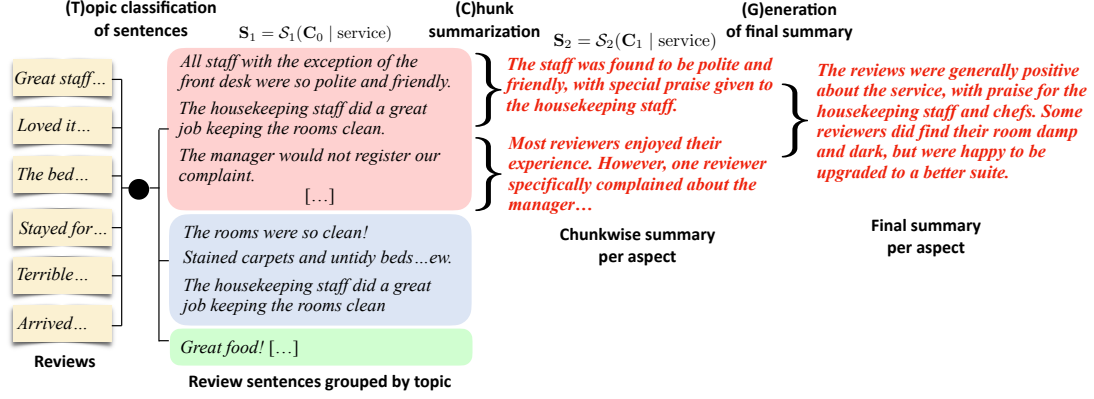


Figure 1: Illustration of the TCG pipeline. Sentences are clustered based on the aspects closest to their topic (T step) - examples shown for **rooms**, **food** and **service**. The relevant cluster is then repeatedly chunked + summarized until the combined length falls below 35 sentences (C step). Then a final round of GPT-3 summarization is done (G step).

reviews are short (fewer than 1000 words), and augmented approaches do not show much improvement. However, as the input size grows larger, repeated hierarchical summarization leads the model to produce generalities (and in turn loss of factuality) as well as unfaithful selection of viewpoints, relative to the first round. We demonstrate that using QFSumm (Ahuja et al., 2022), an extractive summarization model, to filter out sentences prior to GPT-3 (instead of multi-level summarization) can help with factuality and faithfulness. The resulting summaries also present a more specific selection of viewpoints, but are generally smaller and use a higher proportion of common words. A topicwise clustering and filtration step pre-pended to the pipeline alleviates both of these issues significantly, while relinquishing a portion of the gains on factuality and faithfulness.

Our main contributions are: (1) We introduce two approaches to long-form opinion summarization with GPT-3, namely, hierarchical GPT-3 summarization with chunking, and pre-extraction with an extractive summarization model. (2) We establish the strength of these approaches with a human study, and demonstrate the need for objective and automatic means of evaluation. (3) We develop entailment-based metrics for factuality, faithfulness, and genericity that are better suited to evaluate extremely fluent summaries as compared to metrics based on n -gram matching. Code will soon be made publicly available at <https://github.com/testzer0/ZS-Summ-GPT3>.

2 Background

Review summarization involves the summarization of the text of multiple reviews of a given product or service into a coherent synopsis. More formally, given a set of reviews $\mathcal{R} = \{R_i\}_{i=1}^n$ with the review R_i consisting of l_i sentences $\{r_{ij}\}_{j=1}^{l_i}$, we define a *summarization system* \mathcal{S} to be a function that takes as input the combined reviews C and then produces k output sentences $S = \{s_i\}_{i=1}^k$:

$$S = \mathcal{S}(C)$$

where $C \equiv \text{combine}(\mathcal{R})$ is typically obtained by concatenating the review sentences. In the examples we consider, segmentation is done at the sentence level. We therefore reuse the notation combine to refer to combination of both sentences and reviews. We further define a *summarization pipeline* to be a series of summarization systems $\mathcal{S}_1, \dots, \mathcal{S}_m$ where each system takes as input the condensed results of the previous system. Specifically,

$$S_0 = \mathcal{R}$$

$$C_i = \text{combine}(S_{i-1})$$

$$S_i = \mathcal{S}_i(C_i)$$

We can also instantiate this pipeline for *aspect-oriented review summarization*, which involves the summarization of multiple reviews conditioned on an aspect a (such as ‘cleanliness’). In particular, the summarization at the i th step is given by $S_i = \mathcal{S}_i(C_i \mid a)$. We consider aspect-agnostic review summarization as a special case of aspect-oriented review summarization with the aspect ‘none’ for

Pipeline	Constituents
SPACE	
Q	QFSumm
A	AceSum
TCG	Topicwise-Clustering + Recursive GPT-3-Chunking
First-TCG*	TCG - Output of first GPT-3-Chunking Layer
QG	QFSumm-long + GPT-3
TQG	Topicwise-Clustering + QFSumm-long + GPT-3
RG	Review-Stratification + Recursive GPT-3-Chunking
First-RG*	RG - Output of first GPT-3-Chunking Layer
FewSum	
Q	QFSumm
G	GPT-3
QG	QFSumm-long + GPT-3
CG	GPT-3-Chunking + Recursive GPT-3-Chunking
First-CG*	CG - Output of first GPT-3-Chunking Layer

Table 1: The pipelines compared for SPACE and FewSum, and their constituents. Entries marked with * are not actual pipelines but are included for comparison.

notational simplicity. We showcase an example pipeline in Figure 1, with one stage extracting the relevant sentences from the reviews and the next summarizing the extracted sentences.

Related work Historically, most work tackling opinion summarization was *extractive* in nature (Ku et al., 2006; Paul et al., 2010; Carenini et al., 2006; Angelidis and Lapata, 2018), relying on selecting a small subset of the input sentences that best capture the essence of the reviews. Extractive abstraction continues to be a popular approach in the era of pre-trained language models (Zhong et al., 2020; Jia et al., 2020; Kwon et al., 2021; Gu et al., 2022; Ahuja et al., 2022). On the other hand, *abstractive* approaches (Carenini et al., 2006; Ganesan et al., 2010; Di Fabrizio et al., 2014; Bražinskas et al., 2020b; Isonuma et al., 2021) to summarizing reviews have traditionally been rarer, though they have become more popular (Liu and Lapata, 2019a; Bražinskas et al., 2020b; Amplayo et al., 2021b; Isonuma et al., 2021) in recent years.

In terms of system design, most frequently, an end-to-end model is used to generate summaries (Liu and Lapata, 2019b; Du et al., 2022; Ahuja et al., 2022). Multi-stage approaches (Chen and Bansal, 2018; Li et al., 2021; Zhang et al., 2022), on the other hand, have recently shown great promise. For instance, Li et al. (2021) extracts relevant evidence spans and then summarizes them to tackle long documents. Recursive summarization has been explored in (Wu et al., 2021b) for book summarization, but involved fine-tuning of GPT-3 to the task. Other approaches can also generally be

represented as a summarization pipeline. For instance, a mixture-of-experts re-ranking approach as in Ravaut et al. (2022) can be considered as a two-step approach where the combine function ranks and the filters the outputs of first stage.

3 GPT-3 Summarization Pipelines

3.1 Extractors

First, *extractors* select relevant parts of a set of reviews, optionally conditioned on an aspect. Our extractors include:

GPT-3 Topic Clustering We pass each sentence to GPT-3 and prompt it to produce a single word that denotes the topic of the given sentence. Then, we map each of the produced words to the aspect that is closest to the produced topic using the L2 distance of GloVe (Pennington et al., 2014) word vectors. This defines a selection of sentences to be used for summarization. This step is only used for pipelines on SPACE, as FewSum is aspect-agnostic.

QFSumm-long We use the aspect-specific *extractive* summarization model introduced in (Ahuja et al., 2022) to extract up to n most relevant sentences from the input text. Since FewSum does not provide aspects, we prompt GPT-3 for keywords based on a random selection of five reviews. These are then passed to QFSumm during summarization. The value of n is set to 3 by default, but we use $n = 35$ for the “long” variant. QFSumm was designed to allow extremely long inputs, and thus no truncation is required at this stage.

Review Stratification This involves clustering reviews by the reviewers’ scores (available in the dataset) and summarizing each cluster with GPT-3. If a cluster’s length exceeds GPT-3’s upper limit at this stage, it is truncated to the maximum number of sentences that fit.

Instead of or in addition to extractors, we also utilize **GPT-3-chunking** in some of our pipelines. This refers to the chunking of the sentences from the prior step into non-overlapping chunks, which are then summarized individually by GPT-3. The results are then concatenated for the next step. We strive for the length of the chunks (in sentences) to be both as close to each other and to 30 as possible; thus, when there are l sentences total to be chunked, we take $c = \lceil \frac{l}{30} \rceil$ to be the number of chunks, and

	SPACE	FewSum
Average #reviews per entity	100.00	22.41
Average #sentences per review	9.16	3.37
Average #words per sentence	17.56	12.12

Table 2: SPACE and FewSum dataset statistics.

allocate $\lfloor \frac{l}{c} \rfloor$ sentences to each chunk (except the last one, which may have fewer).

3.2 Summarizers

Our *summarizers* summarize the text at this stage one final time, to produce the output summary. All of our pipelines use GPT-3 as the summarizer. However, we also compare to the QFSumm (Ahuja et al., 2022) and AceSum (Amplayo et al., 2021a) systems here. These are specified further below.

GPT-3 This refers to feeding the penultimate set of sentences to GPT-3 with the prompt “*Summarize what the X said of the Y:*”, where X is either “*reviewers*” or “*accounts*” (based on whether GPT-3-chunking was used so far or not) and Y is the aspect being summarized (SPACE) or just “*Product*” (FewSum). The preamble is either “*Here’s what some reviewers said about a hotel:*” or “*Here are some accounts of what some reviewers said about the hotel*” in the case of SPACE. The word “*hotel*” is replaced by “*product*” for FewSum.

QFSumm We use QFSumm (Ahuja et al., 2022) with the default setting of $n = 3$ sentences.

AceSum The model from (Amplayo et al., 2021a). Since it has no means of controlling the length of the output, we only use AceSum as a standalone model and not as a part of any pipeline.

These building blocks (*extractors* and *summarizers*) are composed to build various summarization pipelines. We list the compared pipelines in Table 1. An illustration of one pipeline (TCG) is shown in Figure 1. Since topic-wise clustering is unnecessary for FewSum (due to lack of aspects) we only compare G (GPT-3), CG (Chunking + GPT-3), QG (QFSumm-long + GPT-3) and Q (QFSumm) for it. We include vanilla GPT-3 for comparison in FewSum, as most products reviews’ fit into its maximum window size; the longer ones are truncated to the largest admissible number of sentences. The table also lists some entries that are the first stages of pipelines that begin with GPT-3-chunking which we also compare against in the automatic metrics section.

Pipeline	ROUGE-1	ROUGE-L	BERTScore
SPACE			
Q	19.2	16.7	85.4
A	32.4	30.2	89.8
TCG	23.5	20.6	88.7
QG	25.1	22.1	89.1
TQG	25.2	22.3	89.0
RG	23.0	20.5	88.5
FewSum - Amazon			
Q	27.0	24.3	86.2
G	27.0	23.9	88.7
QG	26.2	23.7	88.4
CG	25.7	22.9	88.6
FewSum - Yelp			
Q	23.8	20.6	84.3
G	26.1	21.4	88.4
QG	27.1	22.1	88.5
CG	26.5	21.5	88.2

Table 3: ROUGE-1, ROUGE-L, and BERTScore (F1) for the compared models.

4 Evaluation

4.1 Datasets

SPACE (Amplayo et al., 2021a) involves the summarization of reviews of hotels along the aspects {*general, rooms, building, cleanliness, location, service, food*} and provides three human-written summaries for each (*hotel, aspect*) pair. Table 2 shows that the reviews of SPACE are too long to feasibly summarize with a non-pipelined system, despite text-davinci-002’s large context window size. We exclude the *general* aspect from our experiments.

FewSum (Bražinskas et al., 2020a) contains product reviews from Amazon and Yelp. As opposed to SPACE, FewSum is not aspect-oriented, and the reviews are typically much shorter. For many of the products, the combined length of the reviews falls below 900 words, enabling summarization with plain GPT-3. FewSum provides three golden summaries for only a small portion of the products. Across these two splits, FewSum provides golden summaries for 32 and 70 products in the Amazon and Yelp categories respectively. We list SPACE and FewSum statistics in Table 2.

4.2 ROUGE and BERTScore

We compute ROUGE (Lin, 2004) and BERTScore (Zhang et al., 2020b) and show results in Table 3.

Aspect: Rooms (Hotel ID 182002)

Golden summary 1

The room itself was very nice and quite large by normal hotel standards. The small kitchenette in the room included a coffee maker, microwave oven, and a refrigerator. The beds were comfortable and the sheets good quality, but the furniture is pretty dated, and the bathroom very tired looking and small.

Golden summary 2

The rooms were large but the bathroom (while comfortable) was small. The beds were very comfortable, and the amenities (a fridge, microwave, and coffee maker) were a plus.

Golden summary 3

The room itself was very updated, nice, and quite large. There was a very comfortable bed, a small kitchenette, coffee maker, microwave oven, and a refrigerator. The bathroom was very tired looking.

QFSumm (Extractive) [Q]

The Primrose is a good hotel for people who plan on staying just a few dates in Toronto and plan on only sleeping there. The hotel parking was a little expensive (CAN \$15) and the garage is compact so I would be careful if you drive a big car or SUV. The bathroom needed a little work but it was good enough for my needs.

AceSum [A]

The room was spacious and comfortable. The bathroom was a bit big, but the bathroom had a king size bed and a sofa.

Topicwise Clustering + GPT-3-Chunking + GPT-3 [TCG]

Overall, reviewers thought the rooms were spacious, clean, comfortable, and a good value for the price. Some reviewers noted that the hotel seemed to be aging, with noise from the air conditioning unit and slow drainage in the shower, but these were not major concerns.

Figure 2: Example summaries from TCG, Q and A along with the Golden Summaries from the SPACE dataset.

Pipeline	Intrinsic Factuality	Extrinsic Factuality	Faithfulness	Relevance
TCG	2.85	2.99	4.86	4.60
TQG	2.86	2.95	4.83	4.32
QG	2.88	2.97	4.79	3.93
A	3.00	2.96	4.91	3.62
Q	3.00	3.00	4.88	2.30
Maximum	3	3	5	5
Fleiss-Kappa	0.64	0.49	0.49	0.64

Table 4: Average ratings and agreement scores along the axes of Intrinsic/Extrinsic Factuality, Faithfulness and Relevance on the SPACE dataset. Colors indicate moderate (light green) and substantial (darker green) agreement, respectively.

The BERTScores for AceSum as well as all GPT-3-related models are in the range of 88 – 90. QFSumm lags behind the other pipelines on SPACE based on BERTScore, but otherwise differences in performance are unclear. AceSum achieves the highest ROUGE-1 as well as ROUGE-L scores by far, and is followed by TQG and QG. QFSumm does particularly poorly based on the ROUGE scores. The scores are all in the same ballpark on FewSum, with it being difficult to draw any conclusions. The GPT-3 systems perform slightly better than QFSumm on the Yelp split (in contrast to the Amazon split) which we attribute to the smaller combined per-product review lengths of Yelp.

We argue that these scores are not informative, and that they are at times unreliable when comparing the quality of two summaries. Figure 2 demonstrates this by way of an example. ROUGE and BERTScore have been critiqued in prior work as

Pipeline	Intrinsic Factuality	Extrinsic Factuality	Faithfulness	Relevance
G	2.63	2.89	4.68	4.98
CG	2.72	2.95	4.73	4.98
QG	2.68	2.90	4.63	4.98
Q	2.96	2.98	4.52	4.92
Maximum	3	3	5	5
Fleiss-Kappa	0.38	0.34	0.08	0.03

Table 5: Average ratings and agreement scores along the axes of Intrinsic/Extrinsic Factuality, Faithfulness and Relevance on the FewSum dataset. Colors indicate fair (yellow) and slight (red) agreement respectively.

inaccurate indicators of summary quality (Fabbri et al., 2021; Liu and Liu, 2008; Cohan and Goharian, 2016), particularly as the fluency and coherence of the outputs increases to near-human levels. For one, n -gram methods penalize GPT-3 for generating summaries in a slightly different style: “*The reviewers found the rooms to be clean*” instead of “*The rooms were clean.*” The actual mistakes in our systems generally include over-generalization and misrepresentation of viewpoints of popularities thereof, which are not well-represented by matching n -grams. Figure 3 shows an example of such errors. We therefore conclude that metrics benchmarking the summaries on different dimensions are necessary.

4.3 Human Evaluation

To better target these factors, we manually evaluated the summaries of the pipelines TCG, TQG, AceSum (A) and QFSumm (Q) for 50 randomly

Here's what some reviewers said about a hotel:

The location couldn't be better and there are lots of restaurants around the hotel.

We left early to get to the parks and arrived back late after shopping at the outlets, so it did us for a week.

[...]

Walking distance to many restaurants and shopping.

The hotel is about 10 minutes from Disney and 20 from Universal or Sea World.

[...]

Has to be the word place I ever stayed.

It's not the best location as you do need to drive everywhere but that was all part of the fun for us!!

Summarize what reviewers thought of the location:

GPT3 (G stage)

The vast majority of reviewers thought that the location was great. They especially appreciated how close it was to the park and to restaurants. **A few reviewers** thought that the location was not the best because it was **not centrally located** and you had to drive to get to most places.

Figure 3: An example of the errors made by GPT-3. The input is truncated for brevity. Most of the summary is correct, but the viewpoint of a single reviewer is **wrongly expressed** as that of a “few reviewers” and generalized to the hotel not being centrally located, although the other reviews contradict this (blue).

chosen (*hotel*, *aspect*) pairs from the SPACE dataset, and QFSumm (Q), GPT-3 (G), CG and QG for 50 randomly chosen products (25 each from the Amazon and Yelp splits) from the FewSum dataset. The axes of evaluation were:

- *Intrinsic Factuality*: Does the summary accurately represent the popularity of opinions? (E.g., a mistake would be “Some people said X, while others said Y”, where X is a commonly raised argument while Y is very rare).
- *Extrinsic Factuality*: Are all statements in the summary supported somewhere in the input? (E.g., “The parking is expensive”, when parking is in fact free).
- *Faithfulness*: Are the viewpoints selected the consensus ones? Note that Faithfulness is distinct from Intrinsic Factuality in that the former is concerned with the selection of appropriate viewpoints, while the latter ensures that the popularity of the viewpoint is not over- or under-stated in the summary.
- *Relevance*: Are the points raised in the summary are relevant to the aspect being summarized?

The three authors of this paper independently rated the summaries along the above axes on Likert scales of 1-3 for both variations of factuality, and 1-5 for faithfulness and relevance. The average human scores, along with the Krippendorff’s Alpha and Fleiss Kappa scores (measuring consensus among the raters) are presented in Table 4.

We observe that among the compared pipelines, TCG improves upon TQG and QG substantially in terms of relevance. All three have a very high score under extrinsic factuality, underscoring our initial statement that models of the scale of GPT-3 seldom make blatantly counterfactual statements. Viewpoints selected by QFSumm are generally faithful, and factual due to their extractive nature, but may include statements not relevant to the aspect being summarized. Overall, AceSum and TCG perform better than the other pipelines. However, the differences in Factuality and Faithfulness are small.

We list the corresponding metrics for FewSum in Table 5. CG tends to perform well, but the consensus is tenuous for Faithfulness and Relevance. The lack of aspects may contribute to the low agreement and small differences among scores on FewSum; dimensions such as Relevance may be considered underconstrained, and thus more difficult to agree upon, in this setting (Kryscinski et al., 2019).

5 New Tools for Evaluation and Analysis

Our human evaluation was both time-consuming and, in some cases, high variance. When a large number of reviews are presented to a system, it may be nearly impossible even for a dedicated evaluator to sift through all of them to evaluate a summary. We therefore investigate the question of how we can automate this evaluation using existing tools; contrary to what’s typical, this may be more reliable and unbiased than human evaluation.

One of the chief areas where automatic evaluation may help is **faithfulness**. Since faithfulness represents the degree to which a system is accurate in representing general consensus, it requires measuring the proportion of reviews supporting each claim of a summary. A viewpoint with a larger support is more popular and, consequently, more faithful. Our key idea is to use entailment as a proxy for support. Past work (Goyal and Durrett, 2021; Laban et al., 2022) has used Natural Language Inference (NLI) models to assess summary factuality by computing entailment scores between pairs of sentences.

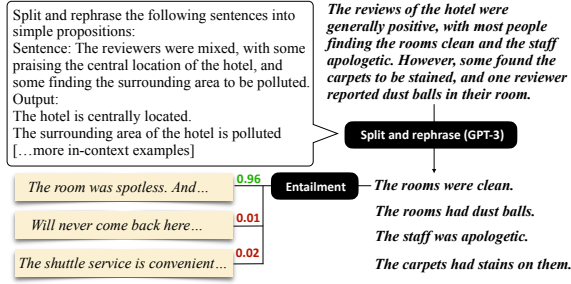


Figure 4: Per-sentence entailment scores are calculated by taking the maximum among the various candidates.

However, the summaries produced by GPT-3 and related pipelines often consist of compound sentences that contrast two viewpoints. In addition, GPT-3 prefers to say “*The reviewers said...*” instead of directly stating a particular viewpoint. We found these artifacts to impact the entailment model. We use a split-and-rephrase step to split these sentences into atomic value judgments. This is achieved by prompting GPT-3 as shown in Figure 4. We then use the zero-shot entailment model from SummaC (Laban et al., 2022) to compute the entailment scores for these atomic value judgments. Similar to approach in the SummaC paper, we observe that a summary statement is factual when strongly entailed by at least one sentence and thus select the top entailment score of each summary sentence as its factuality score, and aggregate this score to produce per-system numbers. The choice of the model as well as that of using GPT-3 for the split-and-rephrase step are explained further in Appendix A.

However, a system could potentially game this metric by producing relatively “safe” statements (like *most reviewers found the rooms clean*). We therefore also want to evaluate **genericity**. For the purposes of automatic evaluation, we distinguish between two types of genericity to help define each more precisely. First, *semantic* genericity refers to making common, non-specific value judgements of a product or service. On the other hand, *lexical* genericity consists of using similar and often over-used words in the produced summaries. We tackle semantic genericity by framing it as the aggregate entailment score across sentences of different reviews, while lexical genericity is measured by using a TF-IDF-like metric.

Pipeline	Percentage of split-and-rephrased sentences with n supports			
SPACE				
	$n = 0$	$n = 1$	$n = 2 - 4$	$n = 5+$
Q	8.1	29.0	21.2	41.8
A	7.7	8.6	12.7	71.0
First-TCG	18.7	16.8	18.1	46.2
TCG	22.8	16.9	19.4	41.0
QG	14.9	16.6	16.3	52.2
TQG	18.6	19.2	17.8	44.4
First-RG	23.7	22.0	19.9	34.4
RG	27.4	22.1	20.8	29.6
FewSum				
(Amazon)	$n = 0$	$n = 1$	$n = 2 - 4$	$n = 5+$
Q	9.5	51.6	26.1	12.7
G	28.0	32.4	27.7	12.0
QG	27.6	34.7	23.6	14.2
First-CG	27.8	26.6	25.0	20.5
CG	31.9	32.2	22.6	13.3
(Yelp)	$n = 0$	$n = 1$	$n = 2 - 4$	$n = 5+$
Q	8.3	46.2	31.3	14.2
G	27.2	24.3	29.3	19.3
QG	30.6	30.3	27.4	11.6
First-CG	24.4	25.6	26.8	23.3
CG	26.3	28.3	26.2	19.2

Table 6: Percentages of split-and-rephrased sentences binned according to support sizes, for all compared pipelines. The threshold used is $\tau = 0.75$.

5.1 Terminology

We establish further terminology here for a consistent discussion of the metrics presented later. The set of sentences in the summary of the reviews of a hotel $h \in \mathcal{H}$ w.r.t aspect $a \in \mathcal{A}$ are called $S_{h,a}$. Passing these to the split-and-rephrase step gives us a set of split sentences $Z_{h,a}$. For any two sentences s_1, s_2 we denote the entailment score of s_2 with respect to s_1 according to the SummaC-ZS (Laban et al., 2022) model by $e(s_1, s_2) \in [-1.0, 1.0]$. A score of 1.0 indicates perfect entailment while that of -1.0 denotes complete contradiction. Finally, we denote by $N_k(s)$ the (multi-)set of k -grams (with multiplicity) of the sentence s . In particular, $N_1(s)$ is the set of words in the sentence s .

5.2 Evaluation of Entailment

We first evaluate whether entailment is effective at identifying the support of the mentioned viewpoints by human evaluation. The three authors of this paper marked 100 random pairs (50 each from SPACE and FewSum) of sentences and assertions entailed with a score above 0.5 on the scale of 0 – 2. Here, 2 indicates that the assertion is completely supported, and 1 that the assertion’s general hy-

Pipeline	Average Top Score	Pipeline	Average Top Score	
SPACE		FewSum		
Q	91.59		(Amazon)	(Yelp)
A	92.49	Q	85.29	86.62
First-TCG	84.96	G	65.81	68.59
TCG	82.06	QG	67.63	65.04
QG	87.50	First-CG	68.34	69.86
TQG	84.68	CG	66.43	68.58
First-RG	81.54			
RG	79.85			

Table 7: The Average Top Score for each pipeline on the SPACE and FewSum datasets.

Pipeline	Average IDF	Pipeline	Average IDF	
SPACE		FewSum		
Q	12.00		(Amazon)	(Yelp)
A	5.77	Q	4.38	4.33
TCG	8.40	G	3.02	2.93
QG	6.93	QG	3.10	2.93
TQG	7.82	CG	3.00	2.86
RG	8.87			

Table 8: *Measurement of lexical genericity.* Average IDF (larger is better) for the compared pipelines. The FewSum pipelines report lower ranges for average IDF due to fewer total number of documents.

pothesis is supported, but some specifics are left out. The average score of the selection across the three raters was **1.88** with a Fleiss-Kappa consensus score of 0.56 (moderate agreement). Many of the lower-rated entailed sentences also had lower entailment scores (closer to 0.5). The score illustrates that the precision of the entailment approach is high.

5.3 Faithfulness: Support Set Sizes

We propose an entailment metric for determining how the viewpoints in the summary reflect the consensus of the input. We first compute per-sentence entailment scores as shown in Figure 4. For each sentence of the split-and-rephrased summary, we measure the number of review sentences that entail it with a score greater than a threshold $\tau = 0.75$ (also called the “support” of the sentence below). This threshold was determined based on manual inspection. We bin these counts into 0, 1, 2, 3, 4 and 5+. These numbers tell us the popularity of a presented viewpoint. The frequencies of the bins are converted to percentages and listed in Table 6.

On the Amazon split of FewSum, QG comes out on top with repeated summarization slightly

Pipeline	Genericity	Percentage of scores greater than τ		
SPACE				
Q	0.640	64.6		
A	0.828	82.8		
TCG	0.781	80.1		
QG	0.759	76.5		
TQG	0.738	73.7		
RG	0.788	80.0		
FewSum				
	(Amazon)	(Yelp)	(Amazon)	(Yelp)
Q	0.339	0.406	32.6	37.8
G	0.582	0.654	56.9	65.2
QG	0.565	0.653	53.9	64.7
First-CG	0.604	0.732	63.4	69.1
CG	0.554	0.682	56.7	68.1

Table 9: Semantic genericity based on entailment, along with the raw percentage of scores above the threshold. The threshold used is $\tau = 0.5$.

hurting the CG method. However, on the Yelp split, G and CG outperform other methods. This is likely tied to the fact that the Yelp split has fewer reviews per-product than Amazon, implying that it is much likelier for the combined reviews of a product to fit in a manageable number of words. As a general takeaway, the “pure” GPT-3 systems perform pretty well on the relatively short review sets of FewSum.

As we move to the long combined lengths of the reviews on SPACE, however, the pure GPT-3 pipelines start to fall behind others in terms of faithfulness. In particular, we observe that repeated summarization causes a major dip from First-TCG to TCG, indicating that this is not an attractive documentation for long-form inputs. QG outperforms other GPT-3-related pipelines by a large margin. As we saw in human evaluation, however, QG may include some irrelevant viewpoints in this process. Abating this behaviour by performing a topic-clustering step first brings its numbers down to a level comparable with First-TCG, which is still more faithful than the TCG pipeline. AceSum has the largest number of statements with 5+ supports on the SPACE; however, as we will see later, many of its summaries are very generic and support for them can be easily found among the large number of reviews. Q has the smallest percentage of statements with no support because it is extractive.

5.4 Factuality: Top Score

As depicted in Figure 4, averaging the per-sentence entailment scores (first per-summary, then per-system) gives us the *Top Score* metric. The average top score is a proxy for factuality since true statements will typically be strongly entailed by at least one sentence of the reviews. We list the computed average top scores in Table 7.

The scores are similar on FewSum, with QG and CG performing best on the Amazon and Yelp splits. However, on the longer inputs of SPACE, the differences in factuality become more apparent. In particular, TCG and RG rank the lowest. In particular, to reconcile similar but distinct viewpoints, repeated summarization leads to a type of generalizing which can hurt factuality. Among the GPT-3 pipelines, QG performs the best, followed by TQG. TQG yet again delivers performance comparable to First-TCG and therefore presents a reasonable trade-off with some gains on factuality and increased relevance.

5.5 Genericity

As mentioned before, we want to ensure that statements like *the service was helpful*, which are likely to be faithful and factual, are evaluated so that they could be penalized. (AceSum in particular generates many such statements.) We define genericity around two related but distinct concepts. We call the over-use of certain words, which makes a summary read as generic, *lexical* genericity. On the other hand, *semantic* genericity refers to statements that would even otherwise be widely and generally applicable to other products or services in the same class.

To measure lexical genericity, we use the sentences from *all* summaries on the corresponding dataset as the set of documents to calculate an averaged Inverse Document Frequency (IDF) of the summaries, with stopwords removed and stemming applied. Since generic words are likely to occur more frequently and therefore have a low IDF, a smaller score indicates higher genericity. The scores calculated this way are listed in Table 8.

Our approach to measuring semantic genericity employs the observation that generic sentences from a summary are often widely applicable and thus likely to be strongly entailed statements from other summaries. We calculate the similarity $\text{sim}(S, S')$ of two sets of sentences using the averaged top score, as Figure 4 shows. Similarly,

we also measure the fraction $\text{frac}(S, S', \tau)$ of sentences whose top score exceeds a threshold τ . As semantically generic statements are broadly applicable to a number of entities and therefore likely to other products/hotels, Equation 2 computes the average similarity score between sentences that belong to two reviews by the same system but different *(hotel, aspect)* pairs. Equation 3 computes the corresponding metric based on frac . We report these two metrics in Table 9.

$$N = \# \text{ ordered pairs of different } (h, a) \quad (1)$$

$$G = \frac{1}{N} \sum_{(h,a) \neq (h',a')} \text{sim}(Z_{h,a}, Z_{h',a'}) \quad (2)$$

$$F_\tau = \frac{1}{N} \sum_{(h,a) \neq (h',a')} \text{frac}(Z_{h,a}, Z_{h',a'}, \tau) \quad (3)$$

On the short inputs of FewSum, all GPT-3 pipelines have their figures in the same ballpark, with QG having marginally lower semantic genericity as compared to the other GPT-3 pipelines. Unsurprisingly, QFSumm produces outputs that are highly specific, owing to its extractive nature. Moving to SPACE, however, the range of scores becomes much wider. Forced to reconcile multiple disparate opinions during repeated summarization, TCG and RG produces summaries that are semantically much more generic than their counterparts. On the other hand, using QFSumm as an extractor gives semantically specific summaries, but also ones that are generally shorter and use common words much more, leading to their low lexical specificity (high lexical genericity). A topic-clustering and selection step prior to extraction with QFSumm helps improve both measures of genericity. We also note that AceSum is the most generic on both fronts, and by a very large margin in the case of lexical genericity.

5.6 Comparison with ROUGE

Evaluation Axis	Entailment-Based Metric	ROUGE
Factuality	0.36	0.05
Faithfulness	0.29	-0.03

Table 10: Spearman Correlation Coefficients of the entailment-based metrics and ROUGE with human judgements.

Our entailment-based approaches set out to measure Factuality and Faithfulness; how well do these

correlate with our human evaluation? We compute Spearman’s Rank Correlation Coefficient on the human-annotated SPACE examples with the averaged annotator scores, as the consensus among rater scores was high on that dataset. In particular, we use the average of the Intrinsic and Extrinsic Factuality scores among the three raters as the net human score on Factuality on any example, and the mean score on Faithfulness as that for Faithfulness. Correspondingly, we consider the Top Score metric as the automatic measurement of Factuality and the percentage of statements with 3 or more supports as Faithfulness. We list the obtained Spearman Correlation Coefficients in Table 10. While there is still room for stronger metrics, we see encouraging signs of progress, as the introduced metrics correlate much better than ROUGE with human judgment on both axes.

6 Discussion and Conclusion

With the advent of large language models like GPT-3, text summarization has reached near-human levels of fluency and coherence. Opinion summarization is no exception. At the same time, the quality of opinion summaries produced by such systems still lags behind human summaries in terms of faithfulness, and they tend to over-generalize viewpoints at the potential expense of factuality. Progress toward improving their quality along these axes calls for metrics that can measure factuality and faithfulness. Motivated by the increasingly many observations by recent work regarding the inadequacy of n -gram based metrics to capture these subtleties, we venture a first step in this direction. We propose the use of entailment as a proxy for support. This leads us to develop metrics that measure the factuality, faithfulness and genericity of the produced summaries.

GPT-3’s window size is a severe limitation to summarization of long documents. Using the metrics we define, we explore the impact of two separate approaches to control the size of the input via pre-summarization on two opinion summarization datasets. The experiments on FewSum demonstrate that with reasonably sized inputs, GPT-3 and CG produce faithful as well as non-generic outputs. However, as we move to long-form review summarization, their factuality and faithfulness drop. Using QFSumm, an extractive summarization model to select sentences from the input before summarization with GPT-3 helps to alleviate this issue

significantly, while also astutely picking highly specific viewpoints. The outputs produced this way, however, may include some irrelevant viewpoints and be generally shorter while also using comparatively more general/common words. Pre-pending a topic-clustering step to the QFSumm + GPT-3 pipeline allows us to trade away a portion of the gains on factuality and faithfulness while making the summaries appreciably less generic and more relevant.

We hope that our efforts inspire future work to explore more robust metrics for opinion summary evaluation, an essential step towards further progress in this area.

Limitations

Recent work has noted that language models may be susceptible to learning biases from training data (Sheng et al., 2019; Wallace et al., 2019; Shwartz et al., 2020), and this phenomenon has also been observed for GPT-3 (Lucy and Bamman, 2021). We did not stress test the models studied for biases and furthermore only experiment on English-language data; we request that the users be aware of potential issues in applying the models presented.

When properly used, the summarization models described in this paper can be time-saving. However, as noted above, summary outputs may be factually inconsistent with the input documents or not fully representative of the input, and in such a case could contribute to misinformation. This issue is present among all current abstractive models and is an area of active research.

References

- Ojas Ahuja, Jiacheng Xu, Akshay Gupta, Kevin Horecka, and Greg Durrett. 2022. [ASPECTNEWS: Aspect-oriented summarization of news documents](#). In *Proceedings of the 60th Annual Meeting of the Association for Computational Linguistics (Volume 1: Long Papers)*, pages 6494–6506, Dublin, Ireland. Association for Computational Linguistics.
- Reinald Kim Amplayo, Stefanos Angelidis, and Mirella Lapata. 2021a. [Aspect-controllable opinion summarization](#). In *Proceedings of the 2021 Conference on Empirical Methods in Natural Language Processing*, pages 6578–6593, Online and Punta Cana, Dominican Republic. Association for Computational Linguistics.
- Reinald Kim Amplayo, Stefanos Angelidis, and Mirella Lapata. 2021b. [Unsupervised opinion summarization with content planning](#). *Proceedings*

- of the AAAI Conference on Artificial Intelligence, 35(14):12489–12497.
- Stefanos Angelidis and Mirella Lapata. 2018. [Summarizing opinions: Aspect extraction meets sentiment prediction and they are both weakly supervised](#). In *Proceedings of the 2018 Conference on Empirical Methods in Natural Language Processing*, pages 3675–3686, Brussels, Belgium. Association for Computational Linguistics.
- Arthur Braźinskas, Mirella Lapata, and Ivan Titov. 2020a. [Few-shot learning for opinion summarization](#). In *Proceedings of the 2020 Conference on Empirical Methods in Natural Language Processing (EMNLP)*, pages 4119–4135, Online. Association for Computational Linguistics.
- Arthur Braźinskas, Mirella Lapata, and Ivan Titov. 2020b. [Unsupervised opinion summarization as copycat-review generation](#). In *Proceedings of the 58th Annual Meeting of the Association for Computational Linguistics*, pages 5151–5169, Online. Association for Computational Linguistics.
- Tom Brown, Benjamin Mann, Nick Ryder, Melanie Subbiah, Jared D Kaplan, Prafulla Dhariwal, Arvind Neelakantan, Pranav Shyam, Girish Sastry, Amanda Askell, Sandhini Agarwal, Ariel Herbert-Voss, Gretchen Krueger, Tom Henighan, Rewon Child, Aditya Ramesh, Daniel Ziegler, Jeffrey Wu, Clemens Winter, Chris Hesse, Mark Chen, Eric Sigler, Mateusz Litwin, Scott Gray, Benjamin Chess, Jack Clark, Christopher Berner, Sam McCandlish, Alec Radford, Ilya Sutskever, and Dario Amodei. 2020. [Language models are few-shot learners](#). In *Advances in Neural Information Processing Systems*, volume 33, pages 1877–1901. Curran Associates, Inc.
- Giuseppe Carenini, Raymond Ng, and Adam Pauls. 2006. [Multi-document summarization of evaluative text](#). In *11th Conference of the European Chapter of the Association for Computational Linguistics*, pages 305–312, Trento, Italy. Association for Computational Linguistics.
- Yen-Chun Chen and Mohit Bansal. 2018. [Fast abstractive summarization with reinforce-selected sentence rewriting](#). In *Proceedings of the 56th Annual Meeting of the Association for Computational Linguistics (Volume 1: Long Papers)*, pages 675–686, Melbourne, Australia. Association for Computational Linguistics.
- Arman Cohan and Nazli Goharian. 2016. [Revisiting summarization evaluation for scientific articles](#). In *Proceedings of the Tenth International Conference on Language Resources and Evaluation (LREC’16)*, pages 806–813, Portorož, Slovenia. European Language Resources Association (ELRA).
- Jacob Devlin, Ming-Wei Chang, Kenton Lee, and Kristina Toutanova. 2019. [BERT: Pre-training of deep bidirectional transformers for language understanding](#). In *Proceedings of the 2019 Conference of the North American Chapter of the Association for Computational Linguistics: Human Language Technologies, Volume 1 (Long and Short Papers)*, pages 4171–4186, Minneapolis, Minnesota. Association for Computational Linguistics.
- Giuseppe Di Fabbrizio, Amanda Stent, and Robert Gaizauskas. 2014. [A hybrid approach to multi-document summarization of opinions in reviews](#). In *Proceedings of the 8th International Natural Language Generation Conference (INLG)*, pages 54–63, Philadelphia, Pennsylvania, U.S.A. Association for Computational Linguistics.
- Zhengxiao Du, Yujie Qian, Xiao Liu, Ming Ding, Jiezhong Qiu, Zhilin Yang, and Jie Tang. 2022. [GLM: General language model pretraining with autoregressive blank infilling](#). In *Proceedings of the 60th Annual Meeting of the Association for Computational Linguistics (Volume 1: Long Papers)*, pages 320–335, Dublin, Ireland. Association for Computational Linguistics.
- Günes Erkan and Dragomir R. Radev. 2004. Lexrank: Graph-based lexical centrality as salience in text summarization. *J. Artif. Int. Res.*, 22(1):457–479.
- Alexander R. Fabbri, Wojciech Kryściński, Bryan McCann, Caiming Xiong, Richard Socher, and Dragomir Radev. 2021. [SummEval: Re-evaluating Summarization Evaluation](#). *Transactions of the Association for Computational Linguistics*, 9:391–409.
- Kavita Ganesan, ChengXiang Zhai, and Jiawei Han. 2010. [Opinosis: A graph based approach to abstractive summarization of highly redundant opinions](#). In *Proceedings of the 23rd International Conference on Computational Linguistics (Coling 2010)*, pages 340–348, Beijing, China. Coling 2010 Organizing Committee.
- YanJun Gao, Ting-Hao Huang, and Rebecca J. Passonneau. 2021. [ABCD: A graph framework to convert complex sentences to a covering set of simple sentences](#). In *Proceedings of the 59th Annual Meeting of the Association for Computational Linguistics and the 11th International Joint Conference on Natural Language Processing (Volume 1: Long Papers)*, pages 3919–3931, Online. Association for Computational Linguistics.
- Sebastian Gehrmann, Elizabeth Clark, and Thibault Sellam. 2022. Repairing the cracked foundation: A survey of obstacles in evaluation practices for generated text. *arXiv preprint arXiv:2202.06935*.
- Sebastian Gehrmann, Yuntian Deng, and Alexander Rush. 2018. [Bottom-up abstractive summarization](#). In *Proceedings of the 2018 Conference on Empirical Methods in Natural Language Processing*, pages 4098–4109, Brussels, Belgium. Association for Computational Linguistics.
- Tanya Goyal and Greg Durrett. 2021. [Annotating and modeling fine-grained factuality in summarization](#).

- In *Proceedings of the 2021 Conference of the North American Chapter of the Association for Computational Linguistics: Human Language Technologies*, pages 1449–1462, Online. Association for Computational Linguistics.
- Tanya Goyal, Junyi Jessy Li, and Greg Durrett. 2022. [News Summarization and Evaluation in the Era of GPT-3](#). *arXiv*.
- Nianlong Gu, Elliott Ash, and Richard Hahnloser. 2022. [MemSum: Extractive summarization of long documents using multi-step episodic Markov decision processes](#). In *Proceedings of the 60th Annual Meeting of the Association for Computational Linguistics (Volume 1: Long Papers)*, pages 6507–6522, Dublin, Ireland. Association for Computational Linguistics.
- Junxian He, Wojciech Kryściński, Bryan McCann, Nazneen Rajani, and Caiming Xiong. 2020. [CTRL-sum: Towards Generic Controllable Text Summarization](#). *arXiv*.
- Masaru Isonuma, Junichiro Mori, Danushka Bollegala, and Ichiro Sakata. 2021. [Unsupervised abstractive opinion summarization by generating sentences with tree-structured topic guidance](#). *Transactions of the Association for Computational Linguistics*, 9:945–961.
- Ruipeng Jia, Yanan Cao, Hengzhu Tang, Fang Fang, Cong Cao, and Shi Wang. 2020. [Neural extractive summarization with hierarchical attentive heterogeneous graph network](#). In *Proceedings of the 2020 Conference on Empirical Methods in Natural Language Processing (EMNLP)*, pages 3622–3631, Online. Association for Computational Linguistics.
- Joongwon Kim, Mounica Maddela, Reno Kriz, Wei Xu, and Chris Callison-Burch. 2021. [BiSECT: Learning to split and rephrase sentences with bitexts](#). In *Proceedings of the 2021 Conference on Empirical Methods in Natural Language Processing*, pages 6193–6209, Online and Punta Cana, Dominican Republic. Association for Computational Linguistics.
- Wojciech Kryscinski, Nitish Shirish Keskar, Bryan McCann, Caiming Xiong, and Richard Socher. 2019. [Neural text summarization: A critical evaluation](#). In *Proceedings of the 2019 Conference on Empirical Methods in Natural Language Processing and the 9th International Joint Conference on Natural Language Processing (EMNLP-IJCNLP)*, pages 540–551, Hong Kong, China. Association for Computational Linguistics.
- Lun-Wei Ku, Yu-Ting Liang, and Hsin-Hsi Chen. 2006. Opinion extraction, summarization and tracking in news and blog corpora. In *AAAI Spring Symposium: Computational Approaches to Analyzing Weblogs*.
- Jingun Kwon, Naoki Kobayashi, Hidetaka Kamigaito, and Manabu Okumura. 2021. [Considering nested tree structure in sentence extractive summarization with pre-trained transformer](#). In *Proceedings of the 2021 Conference on Empirical Methods in Natural Language Processing*, pages 4039–4044, Online and Punta Cana, Dominican Republic. Association for Computational Linguistics.
- Philippe Laban, Tobias Schnabel, Paul N. Bennett, and Marti A. Hearst. 2022. [SummaC: Re-visiting NLI-based models for inconsistency detection in summarization](#). *Transactions of the Association for Computational Linguistics*, 10:163–177.
- Faisal Ladhak, Esin Durmus, He He, Claire Cardie, and Kathleen McKeown. 2022. [Faithful or extractive? on mitigating the faithfulness-abstractiveness trade-off in abstractive summarization](#). In *Proceedings of the 60th Annual Meeting of the Association for Computational Linguistics (Volume 1: Long Papers)*, pages 1410–1421, Dublin, Ireland. Association for Computational Linguistics.
- Mike Lewis, Yinhan Liu, Naman Goyal, Marjan Ghazvininejad, Abdelrahman Mohamed, Omer Levy, Veselin Stoyanov, and Luke Zettlemoyer. 2020. [BART: Denoising sequence-to-sequence pre-training for natural language generation, translation, and comprehension](#). In *Proceedings of the 58th Annual Meeting of the Association for Computational Linguistics*, pages 7871–7880, Online. Association for Computational Linguistics.
- Haoran Li, Arash Einolghozati, Srinivasan Iyer, Bhargavi Paranjape, Yashar Mehdad, Sonal Gupta, and Marjan Ghazvininejad. 2021. [EASE: Extractive-abstractive summarization end-to-end using the information bottleneck principle](#). In *Proceedings of the Third Workshop on New Frontiers in Summarization*, pages 85–95, Online and in Dominican Republic. Association for Computational Linguistics.
- Chin-Yew Lin. 2004. [ROUGE: A package for automatic evaluation of summaries](#). In *Text Summarization Branches Out*, pages 74–81, Barcelona, Spain. Association for Computational Linguistics.
- Feifan Liu and Yang Liu. 2008. [Correlation between ROUGE and human evaluation of extractive meeting summaries](#). In *Proceedings of ACL-08: HLT, Short Papers*, pages 201–204, Columbus, Ohio. Association for Computational Linguistics.
- Yang Liu and Mirella Lapata. 2019a. [Text summarization with pretrained encoders](#). In *Proceedings of the 2019 Conference on Empirical Methods in Natural Language Processing and the 9th International Joint Conference on Natural Language Processing (EMNLP-IJCNLP)*, pages 3730–3740, Hong Kong, China. Association for Computational Linguistics.
- Yang Liu and Mirella Lapata. 2019b. [Text summarization with pretrained encoders](#). In *Proceedings of the 2019 Conference on Empirical Methods in Natural Language Processing and the 9th International Joint Conference on Natural Language Processing (EMNLP-IJCNLP)*, pages 3730–3740, Hong Kong, China. Association for Computational Linguistics.

- Li Lucy and David Bamman. 2021. [Gender and representation bias in GPT-3 generated stories](#). In *Proceedings of the Third Workshop on Narrative Understanding*, pages 48–55, Virtual. Association for Computational Linguistics.
- Michael Paul, ChengXiang Zhai, and Roxana Girju. 2010. [Summarizing contrastive viewpoints in opinionated text](#). In *Proceedings of the 2010 Conference on Empirical Methods in Natural Language Processing*, pages 66–76, Cambridge, MA. Association for Computational Linguistics.
- Jeffrey Pennington, Richard Socher, and Christopher Manning. 2014. [GloVe: Global vectors for word representation](#). In *Proceedings of the 2014 Conference on Empirical Methods in Natural Language Processing (EMNLP)*, pages 1532–1543, Doha, Qatar. Association for Computational Linguistics.
- Mathieu Ravaut, Shafiq Joty, and Nancy Chen. 2022. [SummaReranker: A multi-task mixture-of-experts re-ranking framework for abstractive summarization](#). In *Proceedings of the 60th Annual Meeting of the Association for Computational Linguistics (Volume 1: Long Papers)*, pages 4504–4524, Dublin, Ireland. Association for Computational Linguistics.
- William Saunders, Catherine Yeh, Jeff Wu, Steven Bills, Long Ouyang, Jonathan Ward, and Jan Leike. 2022. [Self-critiquing models for assisting human evaluators](#). *arXiv*.
- Abigail See, Peter J. Liu, and Christopher D. Manning. 2017. [Get to the point: Summarization with pointer-generator networks](#). In *Proceedings of the 55th Annual Meeting of the Association for Computational Linguistics (Volume 1: Long Papers)*, pages 1073–1083, Vancouver, Canada. Association for Computational Linguistics.
- Emily Sheng, Kai-Wei Chang, Premkumar Natarajan, and Nanyun Peng. 2019. [The woman worked as a babysitter: On biases in language generation](#). In *Proceedings of the 2019 Conference on Empirical Methods in Natural Language Processing and the 9th International Joint Conference on Natural Language Processing (EMNLP-IJCNLP)*, pages 3407–3412, Hong Kong, China. Association for Computational Linguistics.
- Vered Shwartz, Rachel Rudinger, and Oyvind Tafjord. 2020. [“you are grounded!”: Latent name artifacts in pre-trained language models](#). In *Proceedings of the 2020 Conference on Empirical Methods in Natural Language Processing (EMNLP)*, pages 6850–6861, Online. Association for Computational Linguistics.
- Kaiqiang Song, Lin Zhao, and Fei Liu. 2018. [Structure-infused copy mechanisms for abstractive summarization](#). In *Proceedings of the 27th International Conference on Computational Linguistics*, pages 1717–1729, Santa Fe, New Mexico, USA. Association for Computational Linguistics.
- Eric Wallace, Shi Feng, Nikhil Kandpal, Matt Gardner, and Sameer Singh. 2019. [Universal adversarial triggers for attacking and analyzing NLP](#). In *Proceedings of the 2019 Conference on Empirical Methods in Natural Language Processing and the 9th International Joint Conference on Natural Language Processing (EMNLP-IJCNLP)*, pages 2153–2162, Hong Kong, China. Association for Computational Linguistics.
- Jeff Wu, Long Ouyang, Daniel M. Ziegler, Nisan Stiennon, Ryan Lowe, Jan Leike, and Paul Christiano. 2021a. [Recursively Summarizing Books with Human Feedback](#). *arXiv*.
- Jeff Wu, Long Ouyang, Daniel M. Ziegler, Nisan Stiennon, Ryan Lowe, Jan Leike, and Paul Christiano. 2021b. [Recursively summarizing books with human feedback](#).
- Song Xu, Haoran Li, Peng Yuan, Youzheng Wu, Xiaodong He, and Bowen Zhou. 2020. [Self-attention guided copy mechanism for abstractive summarization](#). In *Proceedings of the 58th Annual Meeting of the Association for Computational Linguistics*, pages 1355–1362, Online. Association for Computational Linguistics.
- Jingqing Zhang, Yao Zhao, Mohammad Saleh, and Peter Liu. 2020a. [PEGASUS: Pre-training with extracted gap-sentences for abstractive summarization](#). In *Proceedings of the 37th International Conference on Machine Learning*, volume 119 of *Proceedings of Machine Learning Research*, pages 11328–11339. PMLR.
- Tianyi Zhang, Varsha Kishore, Felix Wu, Kilian Q. Weinberger, and Yoav Artzi. 2020b. [Bertscore: Evaluating text generation with BERT](#). In *8th International Conference on Learning Representations, ICLR 2020, Addis Ababa, Ethiopia, April 26-30, 2020*. OpenReview.net.
- Yusen Zhang, Ansong Ni, Ziming Mao, Chen Henry Wu, Chenguang Zhu, Budhaditya Deb, Ahmed Awadallah, Dragomir Radev, and Rui Zhang. 2022. [Summⁿ: A multi-stage summarization framework for long input dialogues and documents](#). In *Proceedings of the 60th Annual Meeting of the Association for Computational Linguistics (Volume 1: Long Papers)*, pages 1592–1604, Dublin, Ireland. Association for Computational Linguistics.
- Ming Zhong, Pengfei Liu, Yiran Chen, Danqing Wang, Xipeng Qiu, and Xuanjing Huang. 2020. [Extractive summarization as text matching](#). In *Proceedings of the 58th Annual Meeting of the Association for Computational Linguistics*, pages 6197–6208, Online. Association for Computational Linguistics.

A The approach chosen for Entailment

In line with our motivation, we would like to be able to utilize an NLI (Natural Language Inference) model to retrieve entailment scores of the produced summaries with respect to the input reviews. We tested a number of approaches including BERTScore, due to it being trained on entailment/contradiction pairs, but finally settled on using the zero-shot model from SummaC (Laban et al., 2022) to produce the entailment scores. SummaC is already becoming a standard evaluation tool and is easy to set up. We chose to forego the trained “Conv” SummaC model as we found that it did not generalize well to the kind of data we were working with. Specifically, two common issues were that (1) the range of scores assigned to the sentences from the reviews was very small, and (2) sometimes (especially for the most weakening statements) the scores assigned to the sentences seemed arbitrary and did not make a lot of sense. In comparison, the zero shot model had neither of these issues. This issue is highlighted in Figure 6 in the Appendix.

Further, typically a proposition X is not considered to entail statements of the form “*The reviewers said X*”, or “*X and Y*”, where Y is another proposition. Accordingly, the entailment scores are not very high for these two cases. We highlight this in Figure 7. Thus, we decide to split and rephrase all sentences of the produced summary to simple value propositions for all entailment-related metrics. Note that here rephrasing also includes removing any attribution such as “*The guests said...*”. We considered a number of models to this end, including BiSECT (Kim et al., 2021) and ABCD (Gao et al., 2021), but found two common issues with all of them:

- The split sentences maintained the words from the original sentences, so a sentence such as “*The food was received well but it was served late*” would have one output part as “*It was served late*”, which requires a round of entity disambiguation to follow the split-and-rephrase step.
- These models do not remove attribution of viewpoints as we would like.
- A statement such as “*I liked the setting of the movie but not its cast*” produces one of the outputs as “*Not its cast*”, which does not make any sense by itself.

Pipeline	Complexity (%)	Pipeline	Complexity (%)	
SPACE		FewSum		
Q	16.8		(Amazon)	(Yelp)
A	5.1	Q	14.7	7.8
First-TCG	28.6	G	36.1	31.9
TCG	30.7	QG	34.6	32.8
QG	27.0	First-CG	28.8	22.0
TQG	27.3	CG	27.5	19.6
First-RG	24.0			
RG	30.7			

Table 11: Complexity as measured by the percentage of contrasting sentences.

Thus, we utilize GPT-3 to perform the split-and-rephrase task, with few shot prompting used to illustrate removal of attribution and other desired characteristics. We also experimented with having separate steps for split and rephrase, and found no significant difference in the outputs or quality thereof. We utilize the split-and-rephrased sentences for all of the automatic metrics that involve entailment of any sort.

B Complexity

One of the challenges of opinion summarization is that sentences may contrast opinions: “*Most reviewers liked the service, but there were a few complaints about sluggish response times.*” We quantify the percentage of simple and contrasting statements in the model outputs, since it is subtly related to the extent of expression of opposing viewpoints. We use the original (non-split) sentences for this purpose, and classify a sentence as contrasting if it contains one or more words from the set $\mathcal{K} = \{\text{'while'}, \text{'but'}, \text{'though'}, \text{'although'}, \text{'other'}, \text{'others'}, \text{'however'}\}$, as Equation 4 depicts. We present these percentages in Table 11.

$$C = \frac{\sum_{h \in \mathcal{H}, a \in \mathcal{A}} \sum_{s \in S_{h,a}} \mathbb{1}(N_1(s) \cap \mathcal{K} \neq \emptyset)}{\sum_{h \in \mathcal{H}, a \in \mathcal{A}} |S_{h,a}|} \quad (4)$$

We note that AceSum produces the smallest percentage of contrasting statements. We see that topic-wise clustering pushes up the number of contrasting statements for QG. We hypothesize that this is because when bringing together statements with the same topics in a cluster two opposing statements are likelier to fall into the same chunk. In cases where two opposing statements fall into different chunks, say X and Y , the chunks are likely to each contain statements similar to others in the

<p>Here is what some reviewers thought of a hotel: Stayed here during Sakura-Con with a group of teens. My room was warm and I discovered the fan was on, but the A/C was not. The thermostat was worn so you could not tell which setting was A/C and which was heat. They use energy saving compact fluorescent bulbs so the room was not very bright for reading. Great pricing compared to other hotels near by. Not to mention when I checked in they yelled my room number out to me, not a good idea as a female traveling alone... Pretty basic information for a concierge to screw up on! When I had got back to my room the first day I was there housekeeping had still not been to my room. I had left at 9am and it was then 3:30. I called down to the front desk to find out what time housekeeping would be coming by as I wanted to have a nap before I went to the game. Has fitness (I did not use it), free Wi-Fi and a desk where you can print e.g. Don't know the concierges name, it would be the older man in the morning but he had great recommendations for restaurants, each one excellent and was so knowledgeable about the city and when was the best times to go to events.</p>		
Summarize what the reviewers said:	The guests said that	In summary, the guests said:
The reviewers said that the hotel was good value, but that the room was not very well-lit and that housekeeping was slow. They also said that the concierge was helpful.	the room was warm and the A/C was not working. The thermostat was worn and it was difficult to tell which setting was for the A/C. The light bulbs in the room were not very bright. The guests said that the hotel was a great value compared to other hotels in the area. The guests said that when they checked in, the staff member yelled out their room number, which was not a good idea for a female guest traveling alone. The guests said that when they got back to their room, housekeeping had still not been there. They called the front desk to find out when housekeeping would be coming and were told that they would be there soon. The guests said that the hotel has fitness facilities and free Wi-Fi. The guests said that the concierge was very knowledgeable about the city and made great recommendations for restaurants.	<ul style="list-style-type: none"> -The hotel was overpriced compared to others in the area -The room was not very bright, and the thermostat was difficult to use -The housekeeping staff was slow and unresponsive -The concierge was helpful and knowledgeable

Figure 5: Aspects of summarization such as verbosity or the format of output are affected by the specific wording of the prompt.

“The hotel is situated close to restaurants and shops.”

0.55	The location is a little out the way for Universal, Prime Outlets (formerly Beltz), I Drive etc but it's only 5 minutes from Disney, you can see the top of Expedition Everest from the car park at the back!!	0.52	There's a Walmart and a Target store about 20 minutes West from the hotel, some shopping arease (groceries, pharmacy etc) are closer by.
0.55	We ate at a steakhouse close by called the colorado house of beef, it will ring you up about 70\$ for two , and you eat well , with good service.	0.52	The location is really good, it is across the street from a supermarket restaurants and other useful things.
0.55	The parking lot was clean, the location of the hotel was GREAT (right next to many restaurants, souvenir shops, and within 5 minutes to the Disney World Parks).	0.53	Very close to Super Target, Olive Garden, Publix you name it!
0.55	Fantastic location wit restaurants, gift shops etc all within walking distance of the hotel (I did the whole thing on foot as I don't drive).	0.53	Don't know where the rental cars were located?!?!?
0.55	The location of the Hotel is not too far from theme parks.	0.53	The one thing I was a bit 'meh' about; you have to pay for ice.
Supporting		Weakening	

Figure 6: The top 5 supporting and weakening sentences from the reviews for the statement “*The hotel is situated close to restaurants and shops*” as found by the **Conv** SummaC model. The corresponding entailment scores are included in parentheses. We see that the scores are very close to each other, and that the “weakening” statements do not weaken the statement at all. These issues led us to use the zero shot model instead.

same chunk. Thus, the summaries of those chunks are likely to be highly contrasting and thus increase the above measure even more for the final stage, as is observed above for TCG.

C Abstractiveness

We further investigate how the choice of the pipeline affects abstractiveness. To measure this, we calculate the percentage of k -grams in the summaries that do not appear in the input reviews for $k \in \{3, 4, 5\}$. For this we use the original (non-split) sentences from the output summaries. The results are tabulated in Table 8.

Since QFSumm is a purely extractive model, it is no surprise that Q has low abstractiveness. The numbers are non-zero due to some quirks of QF-

Summ about splitting into sentences - this leads to some partial sentences ending up next to each other. The next stand-out is that A has very low abstractiveness. This is in line with our observation that even though AceSum is abstractive, it tends to highly generic observations such as “*The rooms were clean*”, which very likely appear almost verbatim in some user reviews. We also observe that QG has a relatively low abstractiveness and that topic clustering drives up abstractiveness. We suspect that the above is a result of GPT-3 simply mashing together some sentences when presented with chunks containing highly disparate sentences (since it is hard to find a common thread among them), which promotes extraction over abstraction. Another observation is that multi-GPT-

"The room was warm."		"The reviews said that the room was warm."		"The room was warm and the rugs were clean."	
-1.00	The room was very cold.	-0.96	The room was very cold.	-1.00	The room was very cold.
-0.85	The heater would not turn on.	-0.53	The heater would not turn on.	-0.63	The heater would not turn on.
-0.63	The heater was broken.	-0.50	The heater was broken.	-0.82	The heater was broken.
0.11	I can't believe they are still using heaters from a decade ago!	-0.02	I can't believe they are still using heaters from a decade ago!	-0.03	I can't believe they are still using heaters from a decade ago!
0.89	In summers the room can get very warm.	0.00	In summers the room can get very warm.	0.00	In summers the room can get very warm.
0.98	We found the room warm and cozy.	0.94	We found the room warm and cozy.	0.00	We found the room warm and cozy.
-0.99	They give you fur lined blankets ... majestic and fits the cold ... brrr!	-0.96	They give you fur lined blankets ... majestic and fits the cold ... brrr!	-0.99	They give you fur lined blankets ... majestic and fits the cold ... brrr!
-0.22	I don't see the use of fur lined blankets in this scorching summer.	-0.42	I don't see the use of fur lined blankets in this scorching summer.	-0.71	I don't see the use of fur lined blankets in this scorching summer.
-0.19	The heater was broken, but thankfully we didn't need to use it.	-0.08	The heater was broken, but thankfully we didn't need to use it.	-0.03	The heater was broken, but thankfully we didn't need to use it.
0.57	The heater saved all of us from freezing to death.	-0.10	The heater saved all of us from freezing to death.	0.00	The heater saved all of us from freezing to death.
0.97	The summers here can get very hot - our room felt like an oven.	0.01	The summers here can get very hot - our room felt like an oven.	-0.01	The summers here can get very hot - our room felt like an oven.
0.10	Heaters but no A/C in this heat ... uff.	-0.24	Heaters but no A/C in this heat ... uff.	-0.74	Heaters but no A/C in this heat ... uff.

Figure 7: The scores of three statements with respect to a set of sentences, highlighting the issues with directly using the model output to compute entailment scores. Scores rounded to three decimal places are included in parantheses before the corresponding sentences, with important lines highlighted in color. We note that **quoting** a proposition as said by someone else or having **multiple propositions** in the same sentence serve to cloud entailment scores.

Pipeline	Percentage of novel n -grams			Percentage of novel n -grams					
	$n = 3$	$n = 4$	$n = 5$	Amazon			Yelp		
				$n = 3$	$n = 4$	$n = 5$	$n = 3$	$n = 4$	$n = 5$
Q	4.3	5.3	6.3	4.5	5.7	7.0	4.2	5.4	6.6
A	30.1	61.7	79.1	93.1	97.5	98.8	94.4	97.9	99.4
First-TCG	71.9	87.4	92.8	91.0	95.5	97.7	94.2	97.9	99.0
TCG	78.3	93.1	97.5	91.8	96.3	98.1	92.9	96.6	97.9
QG	62.1	81.0	88.2	91.8	96.2	97.9	93.3	97.0	98.0
TQG	70.4	86.4	92.6						
First-RG	71.6	87.2	92.6						
RG	79.1	93.0	97.1						

SPACE

FewSum

Figure 8: Abstractiveness as measured by the percentage of novel n -grams when compared with the source reviews

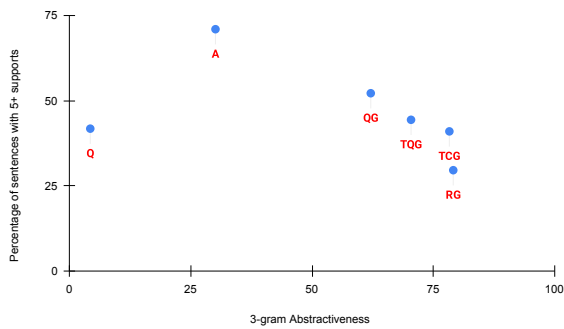


Figure 9: Average Top Score v/s Abstractiveness on the SPACE dataset.

3 pipelines (TCG and RG) are more abstractive than single-GPT-3 ones, since there are two rounds of abstraction as opposed to one. All the GPT-3-derived pipelines are highly abstractive in the case of FewSum. This is unsurprising, since the com-

bined length of the reviews in the case of FewSum is much smaller when compared to SPACE, and therefore there are relatively fewer propositions to compress into general statements. Motivated by (Ladhak et al., 2022), we display the line graph of the average Top Score v/s 3-gram Abstractiveness for the SPACE dataset in Figure 9. The trio of QG, TQG and TCG define the best frontier on the Factuality-Abstractiveness tradeoff, followed by RG, then A and Q.