

Learning Visual Planning Models from Partially Observed Images

Kebing Jin^a, Zhanhao Xiao^{b,*}, Hankui Hankz Zhuo^{a,*}, Hai Wan^a, Jiaran Cai^a

^a*School of Computer Science and Engineering, Sun Yat-sen University, Guangzhou, 510006, Guangdong, China*

^b*School of Computer Science, Guangdong Polytechnic Normal University, Guangzhou, 510665, Guangdong, China*

Abstract

There has been increasing attention on planning model learning in classical planning. Most existing approaches, however, focus on learning planning models from structured data in symbolic representations. It is often difficult to obtain such structured data in real-world scenarios. Although a number of approaches have been developed for learning planning models from fully observed unstructured data (e.g., images), in many scenarios raw observations are often incomplete. In this paper, we provide a novel framework, `Recplan`, for learning a transition model from partially observed raw image traces. More specifically, by considering the preceding and subsequent images in a trace, we learn the latent state representations of raw observations and then build a transition model based on such representations. Additionally, we propose a neural-network based approach to learn a heuristic model that estimates the distance towards a given goal observation. Based on the learned transition model and heuristic model, we implement a classical planner for images. We exhibit empirically that our approach is more effective than a state-of-the-art approach of learning visual planning models in the environment with incomplete observations.

Keywords: Planning model learning, Visual planning, Planning heuristic model learning

*Corresponding Author

Email addresses: jinkb@mail2.sysu.edu.cn (Kebing Jin), xiaozhanhao@gpnu.edu.cn (Zhanhao Xiao), zhuohank@mail.sysu.edu.cn (Hankui Hankz Zhuo), wanhai@mail.sysu.edu.cn (Hai Wan), caijr5@mail2.sysu.edu.cn (Jiaran Cai)

1. Introduction

Domain independent classical planning has been applied in a growing number of real-world scenarios. It requires planning models to describe how the environment is changed by actions and in what conditions an action can be executed Jin et al. (2022). Since creating planning models by hand is often time-consuming and resource-demanding, even for experts, automatically learning planning models from data has drawn increasing attention from researchers (Aineto et al., 2019). Most existing approaches focus on learning planning models from data in structured and symbolic representations (Yang et al., 2007; Zhuo and Yang, 2014; Zhuo et al., 2014), such as Planning Domain Definition Language (PDDL), in order to take advantage of off-the-shelf efficient planners to compute plans. In many real-world scenarios, such as camera-based security monitoring, it is often difficult to acquire structured data for learning planning models, since the world states are described by images that are unstructured (i.e., represented by pixels). It is challenging to learn planning models from unstructured raw data and conduct planning based on unstructured initial states and goal states since we need to consider the large feature space of raw data (Asai and Muise, 2020).

Recently, Asai and Fukunaga (2018) proposed a neural-symbolic approach, called `Latplan`, for domain-independent image-based classical planning. It learns latent (propositional or continuous) representations of images from a set of fully observed image transition pairs, and a transition function based on the learnt representations. `Latplan` is applicable under the condition that each world state is fully observed in the form of an image, which in many real-world scenarios cannot be guaranteed. On the contrary, it is more common that the world states in the form of images are partially observed. For example, an object may be occluded by an obstacle from the view of the camera, which results in images with partial observation. Partial observation means that we need to handle the uncertainty of the world states, i.e., there exist different possibilities in the unobserved regions, which makes the model learning task even more challenging. While `Latplan` focuses on image transition pairs, it is sometimes impossible to entail the real information which is missing. Figure 1 shows an example in the 8-puzzle domain to illustrate the motivation. There are a number of possible cases satisfying the transition pair when the three tiles in the first row are missing, two of which are shown in the second and third levels in Figure 1. It is difficult to determine which of the two possible cases is true by only looking at the transition pair of the partially observed images, as `Latplan`

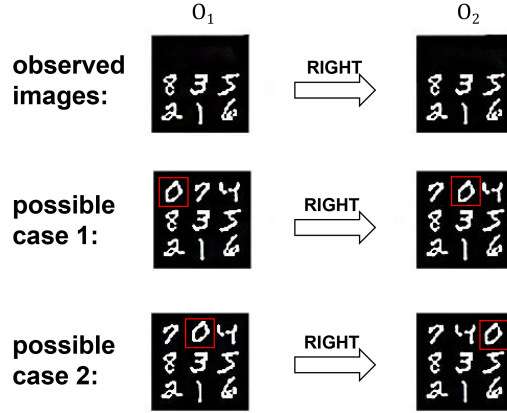


Figure 1: A transition pair of masked images in 8-puzzle domain. In each configuration, only the tile “0” can be exchanged with one of its adjacent tiles. An image observation o_1 is transformed into another image observation o_2 by executing action “RIGHT”. When the first row is masked, there are at least two possible cases satisfying such observations.

does. Whereas, these possible cases may be implied by having some future image observation. It suggests to handle the learning task in the perspective of a whole trace rather than a transition pair.

Furthermore, the data is neither symbolic nor structured, which implies that symbolic rules are hardly likely to be learned without human knowledge. That is, it cannot be conjectured that the missing region only includes three numbers: “0”, “4” and “7”. It is thus challenging to correctly recover the unobserved information and learn a planning model simultaneously.

In classical planning, it is satisfied that parts of world states unrelated to action execution will always keep unchanged. Taking the example in Figure 1, if we observed that “4” occurs in the top right corner of the third image observation and the next action is “DOWN”, we could conjecture that “4” also stays there in o_2 , excluding the possible case 2. In other words, to rule out possibilities, we are supposed to take advantage of the information about the previous and subsequent image observations. It thus motivates us to explore the underlying relations due to actions to help reason about the missing parts by taking a whole trace of image observations into account.

In this paper, we propose a framework `Recplan` based on recurrent neural network (RNN), aiming to recover the missing information in the image observation traces and to learn a transition function simultaneously. More specifically, we first learn a prediction model to estimate the unchanged pixels and then complement the

missing regions in the original image observations. Following that, we learn a bidirectional mapping between image observations and latent states via an RNN which takes a whole trace as input. Meanwhile, we train a transition model in terms of the latent states. During the training phase, the transition model in RNN takes not only the current state but also the history information as input, in order to reduce the possibilities due to the failure of observation. Furthermore, we present a neural-network-based approach of learning a heuristic model in terms of latent states in order to estimate the distance to the goal state. By conducting experiments on the three domains, we show that our approach is more effective in learning visual planning models in the environment with incomplete observations, compared with `Latplan`. We also show that our heuristic model is helpful in computing optimal plans.

This paper is organized as follows. We first review previous work related to our approach in the section and then formulate the planning problem. After that we present our framework `Recplan` in detail and evaluate `Recplan` in three domains with comparing to `Latplan`. Finally, we conclude our paper and address future work.

2. Related Work

2.1. Visual Planning

In order to handle goal-directed planning problems with raw observations, there have been efforts in visual planning recently. Some researchers focus on applying learning-based approaches to robotic manipulation directly from raw observations, while some pay attention on learning planning models and state representation from image traces.

Many approaches have borrowed deep learning methods to tackle complex visual planning problems, which aim at generating an action sequence to reach a given goal observation from a given initial observation. For example, Nair et al. (2017) proposed to learn a model to manipulate deformable objects. Recently, Causal InfoGAN (Kurutach et al., 2018) was proposed to learn deformable objects from sequential data and generate goal-directed trajectories. In 2019, Hafner et al. gave a planning framework `PlaNet` that learns the environment dynamics from images and chooses actions through predicting the rewards ahead for multiple time steps. To compute goal-directed plans, `SPTM` (Liu et al., 2020) was proposed. It builds a connectivity graph where each observation is considered as a node. Besides, `HVF` (Nair and Finn, 2020) was presented to compute plans by decomposing a visual goal into a sequence of subgoals. However, the above approaches suppose a fully

observable environment where each observation is completely obtained, which in fact is a demanding requirement.

Researchers also show their interests in representation learning from image sequences. First of all, Asai and Fukunaga proposed `Latplan` (Asai and Fukunaga, 2018) and opened the door to image-based domain-independent classical planning, which bridges the gap between deep learning perceptual systems and symbolic classical planners. Later Asai (2019) offered an approach to obtain first-order logic representation from images, which is plannable with human knowledge. Recently, based on `Latplan`, Asai and Muise (2020) proposed to learn planning models that are neural network restricted to cube-like graphs, which increases significantly planning accuracy. Compared with the series of works about `Latplan`, we in this paper assume that images are partially observed. In consequence, we require that action labels are given in the training data. If we followed their unlabeled assumption, the learning task would become intractable as there is little information to reason. Another difference lies in that we take the whole image traces as training data while they adopt a set of image transition pairs.

2.2. *Inpainting*

Our paper is also related to the work of image inpainting and video inpainting. Image inpainting is rooted in (Bertalmio et al., 2000), which aims to fill corrupted regions of images with fine-detailed contents. Existing inpainting methods can be classified into two categories: classical approaches and deep learning based approaches. The classical approaches either replace incomplete regions with surrounding textures and apply a diffusive process (Roth and Black, 2005), or fill holes by searching similar patches from the same image or external image databases (He and Sun, 2012). However, such kinds of approaches fail to capture semantical content and only work on the images with simple and repeated textures. The recent success of deep learning approaches has irradiated such a conventional image process task and has inspired a number of deep learning based approaches. For example, the first attempt is Context Encoder (Pathak et al., 2016) which uses a deep convolution encoder-decoder. It has inspired a series of work that extend Context Encoder in different ways, such as (Iizuka et al., 2017), (Yan et al., 2018), etc. Recently, researchers have paid more attention on exploiting image structure knowledge for inpainting (Xiong et al., 2019; Yang et al., 2020). However, existing image inpainting approaches only focus on an image itself without analyzing images on a transition pair or a trace. It leads that these approaches still suffer the issue in Figure 1, failing to eliminate possible cases.

2.3. Planning Model Learning

Planning model learning has been attracted a lot of attention and there exist a number of approaches (Arora et al., 2018). The seminal learning approach from partially observed plan traces should be ARMS (Yang et al., 2007), which invokes a MAX-SAT solver to obtain planning models. It has inspired a series of learning approaches (Zhuo and Kambhampati, 2013; Zhuo, 2015; Zhuo et al., 2010; Zhuo and Kambhampati, 2017), etc. Besides, there is a large body of work from partially observed plan traces (LOCM (Cresswell et al., 2013), NLOCM (Gregory and Lindsay, 2016)), PELA (Martínez et al., 2016)), from state pairs (FAMA (Aineto et al., 2019)) and from labeled graphs (Bonet and Geffner, 2020). Whereas, the above approaches require to structured symbolic training data, which leads a difficult and time-consuming task.

2.4. Heuristics Learning in Classical Planning

Our paper also relates to the work of learning heuristics in classical planning via machine learning techniques (Arfaee et al., 2010; Shen et al., 2020; Trunda and Barták, 2020; Ferber et al., 2020). It is also related to learning control knowledge (Yoon et al., 2008) and learning search policies (Gomoluch et al., 2020) in classical planning. These approaches are applicable to descriptive planning models. While we learn a transition model on the latent state of images, these approaches become inapplicable. On the other hand, Asai and Muise (2020) recently presented to learn descriptive planning models from images, which allows applying state-of-the-art heuristics planners. However, the approach is still only applicable to fully observed images.

3. Transition Model Learning

In this section, we first formulate the problem of transition model learning and then present our framework `Recplan` that includes: (i) an inpainting model to complete masked image observations, (ii) a State Autoencoder (SAE) to embed a completed image into a latent propositional state, (iii) a transition model to update a latent state by an action.

3.1. Problem Formulation

Let $O^i = \langle o_0^i, o_1^i, \dots, o_n^i \rangle$ be a sequence of image observations, $A^i = \langle a_1^i, a_2^i, \dots, a_n^i \rangle$ be a sequence of actions and $M^i = \langle m_0^i, m_1^i, \dots, m_n^i \rangle$ be a sequence of mask matrices with the same size of image observations. The superscript i is an identifier of a sequence and the subscript indexes elements in a sequence. Intuitively, the image

observation o_j^i is resulted from executing the action a_j^i on the image observation o_{j-1}^i , according to an underlying transition function. In every mask matrix, value “1” denotes an observed pixel while value “0” denotes a masked one.

We define the image transition model learning problem as a tuple $(\{O^i\}, \{M^i\}, \{A^i\})$, which aims to learn a transition model $\hat{\gamma}$ to approximate the ground-truth transition function γ . Formally, given any unmasked image o and an applicable action a , $\hat{\gamma}(o, a) \approx \gamma(o, a)$.

Remark 1. *Given the success of occlusion detection approaches (Suresh et al., 2013; Askar et al., 2020), which can be used to detect the masks in the given images, we believe it is reasonable to incorporate mask matrices as an input of the learning problem. In other words, it is not difficult to obtain mask matrices of raw observations from a realistic perspective.*

3.2. Observation Inpainting

Considering there exist strong relations between each two continuous image observations, i.e., the latter image observation is the result of applying an action to the former image observation, we aim to exploit those relations to help “complement” the missing parts of the image observations. In classical planning, only direct effects are considered: each pixel in the image keeps unchanged until it is affected by actions. Based on such an assumption, we propose to learn a prediction function ρ that takes two neighbor image observations o_{j-1}^i, o_j^i in a sequence and the connecting action a_j^i as input, and outputs a matrix \hat{p}_j^i with the same size of the image observation. Every element in \hat{p}_j^i is a real number between -1 and 1 , which means to be a confidence on whether the corresponding pixel in o_j^i changes or not. When it is closer to 1 , the corresponding pixel will be more likely to be unchanged in the original image of the observation o_j^i .

Indubitably, it is a semi-supervised task: the pixels in each image observation which are observed to be unchanged are labeled as unchanged; those unobserved pixels are unknown. Then we construct the training data as a set of label matrix sequences $\{\langle p_1^i, p_2^i, \dots, p_n^i \rangle\}$. Formally, for an element (x, y) in a label matrix p_j^i , denoted by $p_j^i(x, y)$, its value is defined as follows:

- If $o_{j-1}^i(x, y) = o_j^i(x, y)$, $m_j^i(x, y) = m_{j-1}^i(x, y) = 1$, then $p_j^i(x, y) = 1$;
- if $o_{j-1}^i(x, y) \neq o_j^i(x, y)$, $m_j^i(x, y) = m_{j-1}^i(x, y) = 1$, then $p_j^i(x, y) = -1$;
- otherwise $p_j^i(x, y) = 0$.

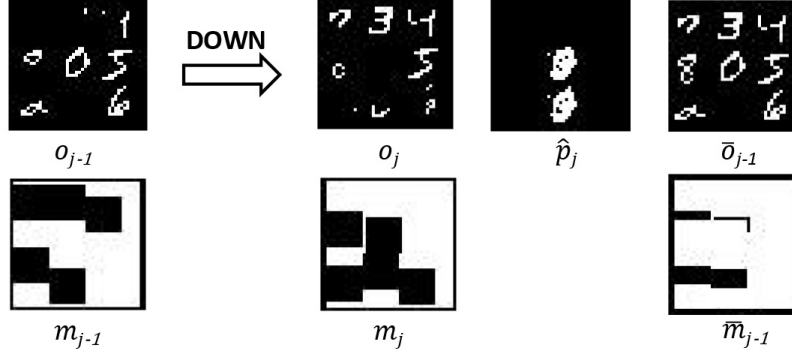


Figure 2: An example of complementing o_{j-1} with o_j

Intuitively, when a pixel (x, y) in o_j^i is explicitly observed to be unchanged, it is labeled as “1” in the label matrix p_j^i and is labeled as “-1” when it is definitely observed to be changed. When it is masked in the either current or the next observation, it is labeled as “0”, with the meaning of unknown.

The objective of the training phrase is to learn a prediction function that exploits the relations between image observations caused by actions. When it converges, for each image observation o_j^i , we can obtain a matrix that consists of the prediction result on each pixel and we use \hat{p}_j^i to denote it.

Next, we complement the image observations based on the prediction matrices. Given an image observation sequence O^i , a mask matrix sequence M^i and a prediction matrix sequence \hat{P}^i , we define the complemented image sequence $\bar{O}^i = \langle \bar{o}_1^i, \bar{o}_2^i, \dots, \bar{o}_n^i \rangle$ as follows: for every pixel (x, y) ,

$$\bar{o}_{j-1}^i(x, y) = \begin{cases} o_j^i(x, y) & \text{if } m_{j-1}^i(x, y)=0, m_j^i(x, y)=1, \\ & \hat{p}_j^i(x, y) > \lambda \\ o_{j-1}^i(x, y) & \text{otherwise} \end{cases}$$

where λ is a predefined positive threshold.

Intuitively, when the confidence for a masked pixel is higher than the threshold λ , it is predicted as unchanged. It can be substituted with an unmasked pixel in the latter image observation which is predicted as unchanged. Meanwhile, we update the mask matrices for the complemented pixels, denoted by $\bar{M}^i = \langle \bar{m}_1^i, \bar{m}_2^i, \dots, \bar{m}_n^i \rangle$. Formally, if $o_j^i(x, y) \neq \bar{o}_j^i(x, y)$, we set $\bar{m}_j^i(x, y) = 1$.

We use an example in Figure 2 to show how to complement o_{j-1} with o_j . White pixels in the prediction matrix \hat{p}_j are predicted as changed. Then we obtain a

complemented image \bar{o}_{j-1} by replacing with the unmasked pixels in o_j that are labeled as unchanged by \hat{p}_j and update the mask matrix m_{j-1} to \bar{m}_{j-1} .

Remark 2. *It is notable that the above inpainting approach adopts a complementing procedure from back to front. One may argue that by considering the complementing procedure in dual directions, more masked regions could be complemented. However, the neural network-based prediction model cannot guarantee perfect correctness, and such a bidirectional procedure may result in a contradiction. In other words, it possibly happens that a masked pixel is predicted as unchanged in two neighbour images but it would be complemented as different pixels.*

3.3. Representation Learning

Inspired by Latplan, we introduce the State Autoencoder (SAE) of our framework Recplan. SAE is a variational autoencoder (VAE) neural network architecture (Kingma et al., 2014) with a Gumbel-Softmax activation (Jang et al., 2017) which aims to learn a bidirectional mapping from image observations to latent states. SAE contains two neural networks: one is called **Encoder**, translating an image observation into a latent state and the other one is called **Decoder**, reconstructing an image from a latent state.

The whole procedure of SAE is shown in the Figure 3. First, an image observation o is translated into a $k \times 3$ -dimension matrix \mathbf{z} via **Encoder**. We further translate \mathbf{z} into a $k \times 3$ -dimension matrix \mathbf{z}' via a Gumbel-Softmax activation function. The Gumbel-Softmax activation function is a reparametrization trick which connects the continuous space and the discrete binary space. Every row in \mathbf{z}' is a one-hot representation of three exclusive cases: “True”, “False”, and “Unknown”. More specifically, $(1, 0, 0)$ indicates a bit is “True”, $(0, 1, 0)$ indicates “False”, and $(0, 0, 1)$ indicates “Unknown”. We call the output matrix \mathbf{z}' a latent state and divide it into two parts: a matrix composed of “True” and “False” columns, denoted by \mathbf{s} , and the “Unknown” column, denoted by \mathbf{u} . Intuitively, each bit of a latent state potentially represents some region of an image, which is implemented via **Decoder**. Actually, the “True/False” matrix itself is sufficient to represent a latent state because “(0,0)” means to be “Unknown”. So we sometimes simply call the matrix a latent state as well.

The objective of training **Encoder** and **Decoder** is to make the original image observation o and the reconstructed image \hat{o} become identical as possible in those observed regions. Then we employ the Mean Square Error (MSE) as the recon-

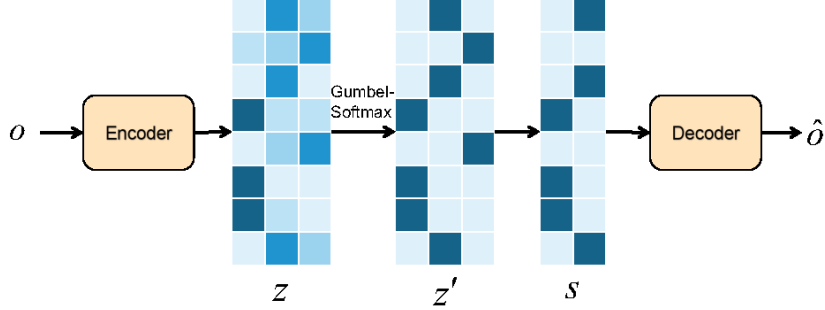


Figure 3: The procedure of the State Autoencoder

struction loss function:

$$L_{recon} = \sum_i \sum_j \|o_j^i \odot m_j^i - \hat{o}_j^i \odot m_j^i\|^2$$

where \odot is element-wise multiplication.

To obtain a more accurate latent state, we design a loss function based on the relation between the image observation and its complemented image. As the complemented image \bar{o} differs from the image observation o only on the masked regions, except for the “Unknown” rows, the latent state \bar{s} of \bar{o} should coincide with s of o . On the other hand, the image observation has more masks than the complemented image. Thus, the “Unknown” bits of \mathbf{u} should include those of $\bar{\mathbf{u}}$. Then we have the following loss function for latent states:

$$L_{state} = \sum_i \sum_j (\|\bar{\mathbf{s}}_j^i \odot \mathbf{s}_j^i - \mathbf{s}_j^i\|^2 + \|\bar{\mathbf{u}}_j^i \odot \mathbf{u}_j^i - \mathbf{u}_j^i\|^2).$$

Finally, we define the loss function of SAE as:

$$L = L_{recon} + L_{state}.$$

3.4. The Learning Procedure

Next, we learn a transition model to simulate the underlying transition function that propagates an image into another image according to some action. Different from `Latplan` which only takes image transition pairs without action labels as input, we propose to learn a transition model via a recurrent neural network (RNN) in order to capture the unobserved information from a successive image observation trace. Figure 4 shows the learning procedure of the transition model. In the beginning, the transition module takes as input the latent state $\bar{\mathbf{s}}_0^i$ of the initial

complemented image \bar{o}_0^i , the first action a_0^i and the initial history information l_0 . At every following step, the transition module takes the latent state s_j^i and the history information l_j obtained from the previous step and an executed action a_j^i . Then the transition module outputs a latent state s_{j+1}^i which can be decoded as an image \hat{o}_{j+1}^i and a history information l_{j+1} to the next step. Here actions are denoted by vectors in the one-hot representation.

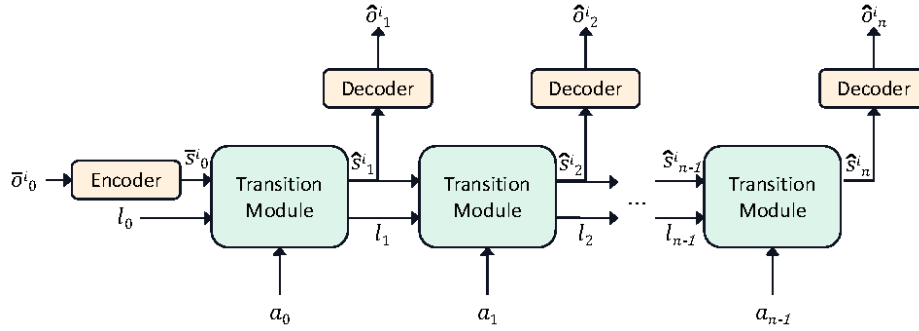


Figure 4: The transition model learning procedure of Recplan

Intuitively, the next latent state computed by the transition module is restricted by the reconstruction loss not only from the current image, but also from the previous images.

To approximate the underlying transition function, we require the image \hat{o}_j^i decoded from s_j^i to coincide with the complemented image \bar{o}_j^i on the observed regions. We thus use MSE as the loss function:

$$L_\gamma = \sum_i \sum_j \|\bar{o}_j^i - \hat{o}_j^i \odot \bar{m}_j^i\|^2$$

When the loss function converges, every image observation is recovered to a complete image and the initial history information l_0 is fixed. More specifically, given any action a and any image o , we first translate o into a latent state s via **Encoder**, and compute its next latent state s' via the transition module with s and a as input, and then apply **Decoder** to reconstruct an image o' for s' . That is, we obtain a transition model $\hat{\gamma}$ such that $o' = \hat{\gamma}(o, a)$, which recovers the masked images as much as possible in the input image observation traces.

4. Visual Planning and Heuristic Model Learning

In this section, we show how to learn a heuristic function based on latent states and propose a goal-oriented planning approach for images.

4.1. Heuristic Model Learning

Essentially, latent states represent images in a high dimensional space. It actually provides a way to exploit relations among images and actions from another perspective. For that, we propose to learn a neural-network-based heuristic function based on latent states. Basically, we consider the heuristic learning problem as a regression problem which aims to find a value that describes the distance from the current image to the goal image in an image sequence.

First, we show how to construct the training data for this learning task. We define the objective heuristic value for the latent state \hat{s}_{j+1}^i as the number of actions to obtain the goal image o_n^i from the current image o_j^i . Formally, the heuristic value of selecting the action a_{j+1}^i on the latent state \hat{s}_j^i is $n - j - 1$. In order to select the smallest heuristic value at each step, we hope that the heuristic value of the appropriate action is smaller than that of other actions. Thus, we simply set the heuristic value as $n - j + 1$ when selecting other actions rather than a_{j+1}^i on the latent state \hat{s}_j^i . Formally, for an image observation sequence O^i with its goal image o_n^i and every action a occurring in all sequences, we define the training data about heuristic values as follows: for $0 \leq j < n$,

$$h(\hat{s}_j^i, \bar{s}_n^i, a) = \begin{cases} n - j - 1, & \text{if } a = a_{j+1}^i \\ n - j + 1, & \text{otherwise} \end{cases}$$

where \hat{s}_j^i is the latent state of o_j^i computed by `Recplan` and \bar{s}_n^i is the latent state of o_n^i computed by `Encoder`.

Remark 3. *Notably, the reason why we use \bar{s}_n^i rather than the latent state of the complete image computed by `Recplan`, i.e., \hat{s}_n^i , is because we hope to learn a heuristic model that is applicable to a goal image with masks. It allows the approach to conduct planning in a partially observable environment.*

The learning task is to obtain a heuristic model \hat{h} to simulate the objective heuristic function h . Finally, we take MSE as the loss function:

$$L_h = \sum_i \sum_j ||h(\hat{s}_j^i, \bar{s}_n^i, a) - \hat{h}(\hat{s}_j^i, \bar{s}_n^i, a)||^2.$$

4.2. Visual Planning

The visual planning task aims to compute an action sequence leading a given initial image to propagate to be a given goal image and generate the intermediate images between the two given images.

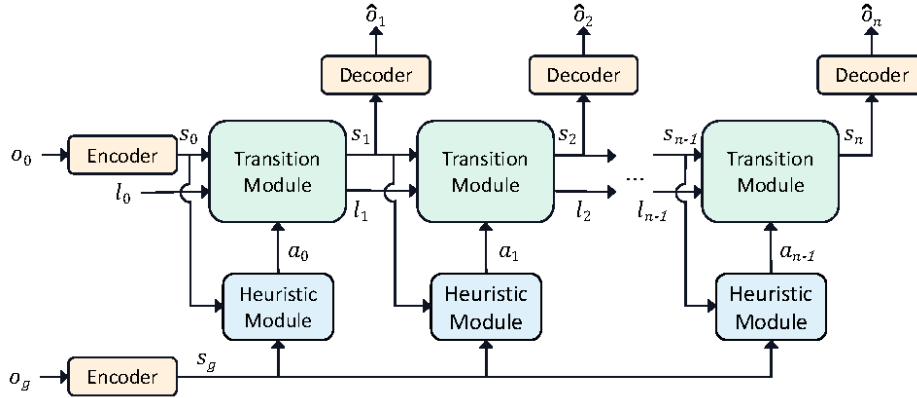


Figure 5: The planning procedure of Recplan

Indeed, we do not learn a declarative PDDL-like planning model, which leads it impossible to invoke an off-the-shelf PDDL-based planner. Similar to (Asai and Fukunaga, 2018), we implemented an A^* algorithm for visual planning based on the learned transition model. But different from Latplan which trivially takes the number of the unachieved goals as the heuristic value, we apply the learned heuristic model.

Figure 5 illustrates the planning procedure of our framework Recplan. Different from the training phase where a whole image observation sequence is considered as input, in the planning phase Recplan takes as input a fully observed initial image o_0 and a possibly partially observed goal image o_g . Finally it outputs a plan with a sequence of complete images connecting the initial image o_0 and a complete image that coincide with o_g . At every step, the heuristic module takes the current latent state s_j and the latent state s_g of the goal image as input. It outputs an action a_j with the smallest heuristic value via traversing all actions. Meanwhile, the transition module has four inputs: the latent state s_j which is computed from the previous step, and the action a_j obtained from the heuristic module and the history information l_j . It outputs a latent state s_{j+1} which will be decoded into an image \hat{o}_{j+1} and will be propagated to the next step.

When the decoded image \hat{o}_j for some step is close to the goal image despite masks, i.e., their difference is smaller than a quite small threshold, the planning algorithm terminates. The sequence of the actions output by the heuristic module is a solution plan and the sequence of decoded images describes how the initial image evolves to the goal image.

5. Experiments

5.1. Domains and Data Sets

Next, we evaluate our approach `Recplan` on three domains: 8-puzzle (MNIST) and 8-puzzle (Mandrill, Spider).

8-puzzle (MNIST). Every configuration in an 8-puzzle domain is composed of 9 digits (0-8) which are arranged in a 3×3 tile matrix. The tile “0” is considered as blank. The only valid actions are swapping the blank tile with one of its adjacent tiles. We use “UP”, “DOWN”, “RIGHT” and “LEFT” to denote the valid actions. For any configuration we generate a 42×42 image obtained by replacing each digit tile with the corresponding digit image from the MNIST data set (LeCun et al., 1998).

8-puzzle (Mandrill and Spider). For these two domains, we divide two pictures Mandrill and Spider into nine sub-images by a 3×3 matrix, respectively. Each sub-image is labeled by nine digits (0-8). The other settings are similar to the 8-puzzle (MNIST) domain. Then each state yields a 42×42 image composed of nine muddled sub-images.

It is remarkable that our heuristic learning approach does not require the training sequences to be optimal. If valid plans rather than optimal plans are used as training data, it would lead that the learned heuristic model computes plans that are not optimal but valid. However, in order to assess approaches in terms of plan quality, we set out to create optimal plans as data set. First, for each domain, we randomly generate initial states.

Following (Asai and Fukunaga, 2018), we use a breadth-first search algorithm to enumerate action sequences with a length of 7 in order to construct a tree in which each node represents a state and each edge represents an action. We build the data set by selecting those plans whose final state never appears in the tree with a level less than 8, which thus are assured to be optimal. Then, for each domain, we generate 10100 distinct state-action sequences. We take 8500 sequences for training, 1500 for validation and 100 for testing.

After creating an image observation for each state as we mentioned above, we randomly generate mask matrix sequences with different mask sizes and numbers. By element-wise multiplication, we then obtain a set of image observation sequences.

5.2. Experiment Details

In this paper, we need to train five models. The followings are the details of the models:

- We construct the prediction model as a neural network composed of two 3×3 convolutional layers, two 400-dimension fully connected layers and a tanh activation function.
- We construct the SAE **Encoder** as a neural network with two 3×3 convolutional layers with tanh as activation function, a 1000-dimension fully connected layer and a 72×2 -dimension output layer.
- The SAE **Decoder** consists of two 1000-dimension fully connected layer, with ReLU as activation function and outputs a 42×42 image.
- We construct the transition model as 400-dimension RNN cell, a 1000-dimension fully connected layer for 8-puzzles domains and a 250-dimension fully connected layer for blocks domain and hanoi domain, a ReLU activation function and a 72-dimension output layer.
- The heuristic model requires to vary based on the number of actions. We construct the heuristic model by three 76-dimension fully connected layers and a 4-dimension output layer, with LeakyReLU as the activation function.

We train all models with batch size 500 (250 for Hanoi domain) and learning rate 10^{-3} . Specifically, we train (1) the prediction model for 500 epochs; (2) the SAE **Encoder** and **Decoder** for 1000 epochs with Gumbel-Softmax temperature: $5.0 \rightarrow 0.7$, dropout factor 0.4 and Batch Normalization (Ioffe and Szegedy, 2015); (3) the transition model and the heuristic model for 1500 epochs. All experiments are conducted on a machine with a 12GB GeForce GTX 1080 Ti.

Baseline. In this paper, we take the seminal image-based classical planning approach `Latplan` (Asai and Fukunaga, 2018) as the baseline approach and we use `Lat` to denote it. As mentioned above, `Latplan` is proposed for the fully observed setting, so we add the inpainting approach to predict the missing parts before training the networks of `Latplan`. Then we use `Lat+` to denote it. On the other hand, we use `Rec` to denote our approach `Recplan`. Similarly, for comparison, we also equip our inpainting approach into `Recplan` and use `Rec+` to denote it.

5.3. Metrics

We evaluate the approaches on the following aspects:

- **Accuracy of transition models.** Taking a fully observed initial image and its corresponding action sequence as input, we compare the difference on

Table 1: Accuracies of the learned transition models.

	MNIST				Mandrill				Spider			
	Rec	Rec ⁺	Lat	Lat ⁺	Rec	Rec ⁺	Lat	Lat ⁺	Rec	Rec ⁺	Lat	Lat ⁺
0 masks	0.05	0.05	0.11	0.11	5.79	5.79	7.60	7.60	7.13	7.13	7.71	7.71
10 3×3 masks	0.00	0.12	0.42	0.09	6.02	6.93	7.37	7.55	5.57	6.66	8.18	6.73
20 3×3 masks	0.00	0.00	0.04	0.30	5.77	6.78	6.90	6.76	5.15	6.06	7.40	6.83
30 3×3 masks	0.00	0.00	0.01	0.01	5.87	6.86	6.96	6.86	5.16	5.88	7.55	7.88
40 3×3 masks	0.00	0.01	0.23	0.20	5.94	6.52	6.91	6.80	5.31	6.57	7.39	7.67
50 3×3 masks	0.00	0.01	0.03	0.12	5.60	6.86	6.97	7.13	6.67	6.01	6.74	7.17
5 3×3 masks	0.00	0.01	0.47	0.19	5.62	6.69	7.20	7.11	5.59	6.13	7.81	7.29
5 6×6 masks	0.00	0.07	0.28	0.38	5.54	6.76	6.77	7.06	5.96	6.79	9.18	8.44
5 9×9 masks	0.01	0.01	0.07	0.32	6.27	6.72	6.81	6.95	6.59	8.06	8.08	6.51
5 12×12 masks	0.01	0.88	20.27	4.30	7.21	7.22	7.47	7.52	7.95	8.26	9.97	8.55
mean	0.01	0.12	2.19	0.54	5.96	6.71	7.10	7.13	6.11	6.76	8.00	7.48

For space limitation, three decimal places are missing each value should multiply by 10^{-3} . Every row header indicates a setting of masks, the number and the size of masks. For example, “10 3×3 masks” means each matrix contains ten pieces of 3×3 masks.

pixels between the image sequence calculated by the approaches and the ground truth image sequence. The MSE metric on pixels is used to test the accuracy of the learned transition models.

- **Planning validity and optimality.** Taking a fully observed initial image and a partially observed goal image, we invoke these approaches to compute plans and test their planning performances in terms of validity and optimality. We define the metric of planning validity rate as the proportion of valid plans on all testing instances. A plan is valid if each of its actions is valid and it finally leads to the goal state under the ground-truth transition function. Similarly, the planning optimality rate is defined as the proportion of valid plans with a length of 7 on all testing instances. The planning cutoff time is set to 180 seconds.
- **Average node expansions.** To evaluate the performance of the learned heuristic model, we also count the average node expansions of the approaches when computing valid plans.

5.4. Experimental Results

5.4.1. Accuracy of transition models

We train the approaches on the data sets with different settings of masks and test the learned transition models on the initial image and action sequence of the testing instances. Table 1 shows the results on the transition model accuracy of the approaches. Compared with Lat and its variant, Rec and its variant Rec⁺

perform better. In all domains, Rec obtains the best performance while in the MNIST domain, it almost recovers the whole image sequences. In average, Rec performs 16% better than Lat in Mandrill and 24% better in Spider. Despite MNIST, the difference between Rec and Lat in the accuracy of the transition model is statistically significant with p-value $8.1\text{e-}5$ by a two-tailed t-test. As the p-value is far less than 0.05, it shows that Rec improves Lat significantly. Furthermore, Rec outperforms Lat^+ by 16% in Mandrill and by 18% in Spider. The difference between Rec and Lat^+ in the accuracy is statistically significant with p-value $7.6\text{e-}4$ by a two-tailed t-test, demonstrating the significant advance of Rec .

On the other hand, in average Rec^+ beats Lat by 39% and Lat^+ by 31%. By two-tailed t-tests, Rec^+ differs significantly from Lat in the transition model accuracy with p-value 0.024 and from Lat^+ with p-value 0.039. The reason why the Rec approaches outperform the Lat approaches is that the recurrent framework of Rec takes a whole sequence into account, which makes up for the unknown information caused by the masks.

Surprisingly, it is counter-intuitive that the inpainting approach has a detrimental influence on the performance of Rec . It is because the learned model predicts incorrectly when complementing some masked regions, which leads wrong inpainting. Such incorrect information finally makes Rec learn a less accurate transition model. On the other hand, it turns out that the inpainting approach improves Lat via making up for the masks. Because Lat is not designed for the partial observed environment, the inpainting approach mitigates the consequence by the masks. It is notable that for Lat , the prediction model takes effect more signally on the environments with fewer masks.

5.4.2. Planning validity with different numbers and sizes of masks

To investigate how the account of small masks and the size of masks influence the planning performance, we test the validity rates on different settings of masks. Table 2 shows the results of the validity rates. Note that the goal image observation is also masked identically as the training sequences. That is, if a transition model is learned in a setting of masks than it would be tested on an instance with a goal image observation with the same setting of masks.

Unsurprisingly, our approaches Rec and Rec^+ have much better performance and solve most of the testing instances. The difference between Rec and Lat in the validity rate is statistically significant with p-value $5.5\text{e-}5$ by a two-tailed t-test. Also, Rec^+ differs significantly from Lat^+ in statistics with p-value $2.1\text{e-}7$ by a two-tailed t-test. In most of the failure cases, the Lat approaches cannot output an

Table 2: The validity rates trained with images with different mask settings

	MNIST				Mandrill				Spider			
	Rec	Rec ⁺	Lat	Lat ⁺	Rec	Rec ⁺	Lat	Lat ⁺	Rec	Rec ⁺	Lat	Lat ⁺
0 masks	98	98	70	70	95	95	71	71	98	98	62	62
10 3×3 masks	98	98	64	76	98	98	73	83	95	96	67	66
20 3×3 masks	99	99	80	76	99	98	69	76	95	99	69	78
30 3×3 masks	100	100	76	68	97	95	72	68	96	100	75	67
40 3×3 masks	98	98	66	72	95	96	80	74	97	99	77	74
50 3×3 masks	98	94	75	72	99	95	72	77	96	95	72	72
5 3×3 masks	97	96	78	75	96	96	74	81	98	99	66	73
5 6×6 masks	97	94	66	75	97	97	72	75	97	95	58	69
5 9×9 masks	100	98	56	67	98	95	77	71	98	98	78	80
5 12×12 masks	95	91	19	64	93	96	77	81	99	98	74	82
mean	98	96.6	65	71.5	96.7	96.1	73.7	75.7	96.9	97.7	69.8	72.3

The percentage symbol “%” is not shown.

action sequence within the cutoff time. It is because the accuracy of its transition model is insufficient and it cannot terminate for finding an image consistent with the goal image observation.

Essentially, the results of their validity rates conform to the results of their transition accuracies. The validity rates of Rec and Rec⁺ are comparable. While the validity of Lat⁺ is higher than that of Lat. In some settings, though our inpainting approach does not improve Lat in the transition model accuracy but improves its performance in planning because it makes the latent state of the image observation closer to that of the ground-turth image and it is easier to find an appropriate action towards to the goal.

Table 3: Optimality rates trained with images with different masks

	MNIST				Mandrill				Spider			
	Rec	Rec ⁺	Lat	Lat ⁺	Rec	Rec ⁺	Lat	Lat ⁺	Rec	Rec ⁺	Lat	Lat ⁺
0 masks	98	98	68	68	95	95	70	70	98	98	57	57
10 3×3 masks	98	98	60	74	98	98	72	79	95	96	66	66
20 3×3 masks	99	99	76	74	98	98	65	75	95	98	68	77
30 3×3 masks	100	100	74	66	97	95	68	68	96	100	73	64
40 3×3 masks	98	98	64	70	95	96	77	73	97	99	75	68
50 3×3 masks	98	94	73	68	99	95	70	73	96	95	69	68
5 3×3 masks	97	96	73	73	96	96	71	78	98	99	59	70
5 6×6 masks	97	94	65	73	97	97	70	69	97	95	50	68
5 9×9 masks	100	98	56	66	98	95	72	66	97	98	78	79
5 12×12 masks	95	91	12	60	93	96	75	77	99	98	65	71
mean	98	96.6	62.1	69.2	96.6	96.1	71	72.8	96.8	97.6	66	68.8

The percentage symbol “%” is not shown.

5.4.3. Planning optimality with different sizes of masks

Table 4: Average node expansions of finding valid plans

	MNIST				Mandrill				Spider			
	Rec	Rec ⁺	Lat	Lat ⁺	Rec	Rec ⁺	Lat	Lat ⁺	Rec	Rec ⁺	Lat	Lat ⁺
0 masks	42.57	42.57	3848.46	3848.46	31.49	31.49	4271.66	4271.66	48.94	48.94	2891.35	2891.35
10 3×3 masks	40.49	44.90	4280.08	4407.42	34.45	38.45	5459.95	3212.90	43.34	39.63	4067.67	2235.79
20 3×3 masks	40.69	36.69	2633.68	5513.58	33.66	34.00	4679.3	2302.59	40.38	35.92	3513.22	2126.11
30 3×3 masks	39.40	35.68	2949.11	2277.23	37.57	40.84	5140.56	1907.06	36.83	36.56	3746.44	3242.48
40 3×3 masks	40.61	33.55	2032.91	1861.8	38.06	47.92	3034.20	2777.97	39.42	34.02	3352.30	1784.29
50 3×3 masks	34.45	35.28	2073.00	2119.77	44.65	41.77	4124.56	2404.91	37.46	33.73	4741.21	2190.90
5 3×3 masks	34.31	34.54	3096.56	3921.97	35.54	39.38	3104.75	4302.73	42.24	39.27	6868.38	2385.33
5 6×6 masks	35.92	33.85	4734.08	3889.55	38.31	41.36	2671.25	2734.22	35.42	33.68	4518.10	2975.04
5 9×9 masks	41.16	41.47	1492.07	2465.31	34.90	35.20	1612.52	3125.46	40.24	40.57	1735.28	1059.40
5 12×12 masks	54.02	43.52	3805.05	5427.38	40.26	36.38	2850.86	1929.88	39.60	43.84	3896.27	3513.61
mean	38.38	37.00	2911.44	3307.08	37.14	39.87	3728.39	2845.98	39.42	36.67	4067.83	2249.92

We also evaluate the influence of masks on the planning optimality performance of the approaches. Table 3 shows the results of the optimality rates under different numbers and sizes of masks. It is not difficult to find that Rec and Rec^+ are superior to Lat and Lat^+ in the optimality rate. In average, Rec outperforms Lat by up to 47% and Lat^+ by up to 38%. For statistically significance analysis, the difference between Rec and Lat has a p-value $4.4e-5$ by a two-tailed t-test. With our inpainting approach, Rec^+ is able to optimally solve 38% more instances than Lat^+ . The difference between Rec^+ and Lat^+ is statistically significantly with p-value $7.1e-8$ by a two-tailed t-test.

Surprisingly, most of valid plans computed by the Rec approaches are optimal. For only one instance in Mandrill and one in Spider, Rec cannot compute a valid and non-optimal plan which contains repeated actions. That is, the ratio of its optimality rate on its validity rate averagely is extremely closed to 100%. Whereas, the optimality rates of the Lat approaches is lower than their validity rates. Considering the Lat approaches use a goal-distance heuristics function, the superior results of the Rec approaches benefit from the excellent guiding performance of the learned heuristic model on selecting actions.

5.4.4. Planning efficiency

We also evaluate the searching ability of the approaches by counting the average node expansions for computing valid plans. The results are depicted in Table 4. To find a valid plan, the Lat approaches need to expand two orders of magnitude more nodes than the Rec approaches. By a two-tailed t-test, the difference between Rec and Lat is statistically significant with p-value $6.9e-6$. Likewise, the difference between Rec^+ and Lat^+ is statistically significant with p-value $6.8e-6$.

Considering that most of the valid plans by Rec and Rec^+ are optimal, each of which contains seven steps, the searching procedure based on the learned heuristic

model expands about five nodes averagely at each step. It also shows that the learned heuristic model is able to return an appropriate action nearly at every step.

6. Conclusion

A growing number of people are interested in learning techniques, especially those based on unstructured data, due to its availability and commonality. In this paper, we focus on planning model learning on images, which can be easily obtained from cameras. Comparing to the assumption that every image is fully observed, we tackle a more realistic scenario where every image is partially observed. More specifically, we present a novel visual planning model learning framework that is applicable to an environment with incomplete observations. By conducting experiments on the three domains, we show the superiority of our approach on transition model learning and planning performance.

In this paper, we do not learn the condition where an action is valid, which is generally a part of a planning model. It is in fact difficult in a partially observable environment. If the learned precondition is too strong, it probably happens that there would be no action to be applicable; if it is too weak, an invalid action may be chosen. Generally, learning a sound and complete model about action precondition requires a highly accurate prediction on the masked regions. We take the task of learning precondition as one of our future works.

7. Acknowledgement

This research was funded by the National Natural Science Foundation of China (Grant No. 62076263, 61906216, 61976232), Guangdong Natural Science Funds for Distinguished Young Scholar (Grant No. 2017A030306028), Guangdong Special Branch Plans Young Talent with Scientific and Technological Innovation (Grant No. 2017TQ04X866), Guangdong Basic and Applied Basic Research Foundation (No. 2022A1515011355, 2020A1515010642), Pearl River Science and Technology New Star of Guangzhou and Guangdong Province Key Laboratory of Big Data Analysis and Processing, Guizhou Science Support Project (No. 2022-259), Humanities and Social Science Research Project of Ministry of Education (18YJCZH006).

References

Aineto, D., Celorrio, S. J., and Onaindia, E. (2019). Learning action models with minimal observability. *Artif. Intell.*, 275:104–137.

- Arfaee, S. J., Zilles, S., and Holte, R. C. (2010). Bootstrap learning of heuristic functions. In Felner, A. and Sturtevant, N. R., editors, *Proceedings of the Third Annual Symposium on Combinatorial Search, SOCS 2010, Stone Mountain, Atlanta, Georgia, USA, July 8-10, 2010*. AAAI Press.
- Arora, A., Fiorino, H., Pellier, D., Métivier, M., and Pesty, S. (2018). A review of learning planning action models. *Knowledge Eng. Review*, 33:1–25.
- Asai, M. (2019). Unsupervised grounding of plannable first-order logic representation from images. In Benton, J., Lipovetzky, N., Onaindia, E., Smith, D. E., and Srivastava, S., editors, *Proceedings of the Twenty-Ninth International Conference on Automated Planning and Scheduling, ICAPS 2018, Berkeley, CA, USA, July 11-15, 2019*, pages 583–591. AAAI Press.
- Asai, M. and Fukunaga, A. (2018). Classical planning in deep latent space: Bridging the subsymbolic-symbolic boundary. In *Proceedings of the 32nd AAAI Conference (AAAI-18)*, pages 6094–6101.
- Asai, M. and Muise, C. (2020). Learning neural-symbolic descriptive planning models via cube-space priors: The voyage home (to STRIPS). In Bessiere, C., editor, *Proceedings of the Twenty-Ninth International Joint Conference on Artificial Intelligence, IJCAI 2020*, pages 2676–2682. ijcai.org.
- Askar, W. A., Elmowafy, O., Ralescu, A., Youssif, A. A., and Elnashar, G. A. (2020). Occlusion detection and processing using optical flow and particle filter. *Int. J. Adv. Intell. Paradigms*, 15(1):63–76.
- Bertalmío, M., Sapiro, G., Caselles, V., and Ballester, C. (2000). Image inpainting. In Brown, J. R. and Akeley, K., editors, *Proceedings of the 27th Annual Conference on Computer Graphics and Interactive Techniques, SIGGRAPH 2000, New Orleans, LA, USA, July 23-28, 2000*, pages 417–424. ACM.
- Bonet, B. and Geffner, H. (2020). Learning first-order symbolic representations for planning from the structure of the state space. In Giacomo, G. D., Catalá, A., Dilkina, B., Milano, M., Barro, S., Bugarín, A., and Lang, J., editors, *ECAI 2020 - 24th European Conference on Artificial Intelligence, 29 August-8 September 2020, Santiago de Compostela, Spain, August 29 - September 8, 2020 - Including 10th Conference on Prestigious Applications of Artificial Intelligence (PAIS 2020)*, volume 325 of *Frontiers in Artificial Intelligence and Applications*, pages 2322–2329. IOS Press.

- Cresswell, S., McCluskey, T. L., and West, M. M. (2013). Acquiring planning domain models using *LOCM*. *Knowledge Eng. Review*, 28(2):195–213.
- Ferber, P., Helmert, M., and Hoffmann, J. (2020). Neural network heuristics for classical planning: A study of hyperparameter space. In Giacomo, G. D., Catalá, A., Dilkina, B., Milano, M., Barro, S., Bugarín, A., and Lang, J., editors, *ECAI 2020 - 24th European Conference on Artificial Intelligence, 29 August-8 September 2020, Santiago de Compostela, Spain, August 29 - September 8, 2020 - Including 10th Conference on Prestigious Applications of Artificial Intelligence (PAIS 2020)*, volume 325 of *Frontiers in Artificial Intelligence and Applications*, pages 2346–2353. IOS Press.
- Gomoluch, P., Alrajeh, D., Russo, A., and Bucchiarone, A. (2020). Learning neural search policies for classical planning. In Beck, J. C., Buffet, O., Hoffmann, J., Karpas, E., and Sohrabi, S., editors, *Proceedings of the Thirtieth International Conference on Automated Planning and Scheduling, Nancy, France, October 26-30, 2020*, pages 522–530. AAAI Press.
- Gregory, P. and Lindsay, A. (2016). Domain model acquisition in domains with action costs. In *Proceedings of the 26th International Conference on Automated Planning and Scheduling (ICAPS-16)*, pages 149–157.
- Hafner, D., Lillicrap, T. P., Fischer, I., Villegas, R., Ha, D., Lee, H., and Davidson, J. (2019). Learning latent dynamics for planning from pixels. In Chaudhuri, K. and Salakhutdinov, R., editors, *Proceedings of the 36th International Conference on Machine Learning, ICML 2019, 9-15 June 2019, Long Beach, California, USA*, volume 97 of *Proceedings of Machine Learning Research*, pages 2555–2565. PMLR.
- He, K. and Sun, J. (2012). Statistics of patch offsets for image completion. In Fitzgibbon, A. W., Lazebnik, S., Perona, P., Sato, Y., and Schmid, C., editors, *Computer Vision - ECCV 2012 - 12th European Conference on Computer Vision, Florence, Italy, October 7-13, 2012, Proceedings, Part II*, volume 7573 of *Lecture Notes in Computer Science*, pages 16–29. Springer.
- Iizuka, S., Simo-Serra, E., and Ishikawa, H. (2017). Globally and locally consistent image completion. *ACM Trans. Graph.*, 36(4):107:1–107:14.
- Ioffe, S. and Szegedy, C. (2015). Batch normalization: Accelerating deep network training by reducing internal covariate shift. In Bach, F. R. and Blei, D. M.,

- editors, *Proceedings of the 32nd International Conference on Machine Learning, ICML 2015, Lille, France, 6-11 July 2015*, volume 37 of *JMLR Workshop and Conference Proceedings*, pages 448–456. JMLR.org.
- Jang, E., Gu, S., and Poole, B. (2017). Categorical reparameterization with gumbel-softmax. In *5th International Conference on Learning Representations, ICLR 2017, Toulon, France, April 24-26, 2017, Conference Track Proceedings*. OpenReview.net.
- Jin, K., Zhuo, H. H., Xiao, Z., Wan, H., and Kambhampati, S. (2022). Gradient-based mixed planning with symbolic and numeric action parameters. *Artif. Intell.*, 313:103789.
- Kingma, D. P., Mohamed, S., Rezende, D. J., and Welling, M. (2014). Semi-supervised learning with deep generative models. In Ghahramani, Z., Welling, M., Cortes, C., Lawrence, N. D., and Weinberger, K. Q., editors, *Advances in Neural Information Processing Systems 27: Annual Conference on Neural Information Processing Systems 2014, December 8-13 2014, Montreal, Quebec, Canada*, pages 3581–3589.
- Kurutach, T., Tamar, A., Yang, G., Russell, S. J., and Abbeel, P. (2018). Learning plannable representations with causal infogan. In Bengio, S., Wallach, H. M., Larochelle, H., Grauman, K., Cesa-Bianchi, N., and Garnett, R., editors, *Advances in Neural Information Processing Systems 31: Annual Conference on Neural Information Processing Systems 2018, NeurIPS 2018, December 3-8, 2018, Montréal, Canada*, pages 8747–8758.
- LeCun, Y., Bottou, L., Bengio, Y., and Haffner, P. (1998). Gradient-based learning applied to document recognition. *Proceedings of the IEEE*, 86(11):2278–2324.
- Liu, K., Kurutach, T., Tung, C., Abbeel, P., and Tamar, A. (2020). Hallucinative topological memory for zero-shot visual planning. In *Proceedings of the 37th International Conference on Machine Learning, ICML 2020, 13-18 July 2020, Virtual Event*, volume 119 of *Proceedings of Machine Learning Research*, pages 6259–6270. PMLR.
- Martínez, D., Alenyà, G., Torras, C., Ribeiro, T., and Inoue, K. (2016). Learning relational dynamics of stochastic domains for planning. In *Proceedings of*

the 26th International Conference on Automated Planning and Scheduling, (ICAPS-16), pages 235–243.

- Nair, A., Chen, D., Agrawal, P., Isola, P., Abbeel, P., Malik, J., and Levine, S. (2017). Combining self-supervised learning and imitation for vision-based rope manipulation. In *2017 IEEE International Conference on Robotics and Automation, ICRA 2017, Singapore, Singapore, May 29 - June 3, 2017*, pages 2146–2153. IEEE.
- Nair, S. and Finn, C. (2020). Hierarchical foresight: Self-supervised learning of long-horizon tasks via visual subgoal generation. In *8th International Conference on Learning Representations, ICLR 2020, Addis Ababa, Ethiopia, April 26-30, 2020*. OpenReview.net.
- Pathak, D., Krähenbühl, P., Donahue, J., Darrell, T., and Efros, A. A. (2016). Context encoders: Feature learning by inpainting. In *2016 IEEE Conference on Computer Vision and Pattern Recognition, CVPR 2016, Las Vegas, NV, USA, June 27-30, 2016*, pages 2536–2544. IEEE Computer Society.
- Roth, S. and Black, M. J. (2005). Fields of experts: A framework for learning image priors. In *2005 IEEE Computer Society Conference on Computer Vision and Pattern Recognition (CVPR 2005), 20-26 June 2005, San Diego, CA, USA*, pages 860–867. IEEE Computer Society.
- Shen, W., Trevizan, F. W., and Thiébaux, S. (2020). Learning domain-independent planning heuristics with hypergraph networks. In Beck, J. C., Buffet, O., Hoffmann, J., Karpas, E., and Sohrabi, S., editors, *Proceedings of the Thirtieth International Conference on Automated Planning and Scheduling, Nancy, France, October 26-30, 2020*, pages 574–584. AAAI Press.
- Suresh, S., Chitra, K., and Deepak, P. (2013). A survey on occlusion detection. *International journal of engineering research and technology*, Volume 2.
- Trunda, O. and Barták, R. (2020). Deep learning of heuristics for domain-independent planning. In Rocha, A. P., Steels, L., and van den Herik, H. J., editors, *Proceedings of the 12th International Conference on Agents and Artificial Intelligence, ICAART 2020, Volume 2, Valletta, Malta, February 22-24, 2020*, pages 79–88. SCITEPRESS.
- Xiong, W., Yu, J., Lin, Z., Yang, J., Lu, X., Barnes, C., and Luo, J. (2019). Foreground-aware image inpainting. In *IEEE Conference on Computer Vision*

and Pattern Recognition, CVPR 2019, Long Beach, CA, USA, June 16-20, 2019, pages 5840–5848. Computer Vision Foundation / IEEE.

- Yan, Z., Li, X., Li, M., Zuo, W., and Shan, S. (2018). Shift-net: Image inpainting via deep feature rearrangement. In Ferrari, V., Hebert, M., Sminchisescu, C., and Weiss, Y., editors, *Computer Vision - ECCV 2018 - 15th European Conference, Munich, Germany, September 8-14, 2018, Proceedings, Part XIV*, volume 11218 of *Lecture Notes in Computer Science*, pages 3–19. Springer.
- Yang, J., Qi, Z., and Shi, Y. (2020). Learning to incorporate structure knowledge for image inpainting. In *The Thirty-Fourth AAAI Conference on Artificial Intelligence, AAAI 2020, The Thirty-Second Innovative Applications of Artificial Intelligence Conference, IAAI 2020, The Tenth AAAI Symposium on Educational Advances in Artificial Intelligence, EAAI 2020, New York, NY, USA, February 7-12, 2020*, pages 12605–12612. AAAI Press.
- Yang, Q., Wu, K., and Jiang, Y. (2007). Learning action models from plan examples using weighted MAX-SAT. *Artif. Intell.*, 171(2-3):107–143.
- Yoon, S. W., Fern, A., and Givan, R. (2008). Learning control knowledge for forward search planning. *J. Mach. Learn. Res.*, 9:683–718.
- Zhuo, H. H. (2015). Crowdsourced action-model acquisition for planning. In *Proceedings of the 29th AAAI Conference on Artificial Intelligence (AAAI-15)*, pages 3439–3446.
- Zhuo, H. H. and Kambhampati, S. (2013). Action-model acquisition from noisy plan traces. In Rossi, F., editor, *IJCAI 2013, Proceedings of the 23rd International Joint Conference on Artificial Intelligence, Beijing, China, August 3-9, 2013*, pages 2444–2450. IJCAI/AAAI.
- Zhuo, H. H. and Kambhampati, S. (2017). Model-lite planning: Case-based vs. model-based approaches. *Artif. Intell.*, 246:1–21.
- Zhuo, H. H., Muñoz-Avila, H., and Yang, Q. (2014). Learning hierarchical task network domains from partially observed plan traces. *Artif. Intell.*, 212:134–157.
- Zhuo, H. H. and Yang, Q. (2014). Action-model acquisition for planning via transfer learning. *Artif. Intell.*, 212:80–103.

Zhuo, H. H., Yang, Q., Hu, D. H., and Li, L. (2010). Learning complex action models with quantifiers and logical implications. *Artif. Intell.*, 174(18):1540–1569.