

# Frustratingly Easy Label Projection for Cross-lingual Transfer

Yang Chen, Chao Jiang, Alan Ritter, Wei Xu

School of Interactive Computing

Georgia Institute of Technology

{yang.chen, chao.jiang, alan.ritter, wei.xu}@cc.gatech.edu

## Abstract

Translating training data into many languages has emerged as a practical solution for improving cross-lingual transfer. For tasks that involve span-level annotations, such as information extraction or question answering, an additional label projection step is required to map annotated spans onto the translated texts. Recently, a few efforts have utilized a simple mark-then-translate method to jointly perform translation and projection by inserting special markers around the labeled spans in the original sentence (Lewis et al., 2020; Hu et al., 2020a). However, as far as we are aware, no empirical analysis has been conducted on how this approach compares to traditional annotation projection based on word alignment. In this paper, we present an extensive empirical study across 42 languages and three tasks (QA, NER, and Event Extraction) to evaluate the effectiveness and limitations of both methods, filling an important gap in the literature. Experimental results show that our optimized version of mark-then-translate, which we call EasyProject, is easily applied to many languages and works surprisingly well, outperforming the more complex word alignment-based methods. We analyze several key factors that affect end-task performance, and show EasyProject works well because it can accurately preserve label span boundaries after translation. We will publicly release all our code and data.

## 1 Introduction

Zero-shot cross-lingual transfer, where models trained on a source language (e.g., English) are directly applied to other target languages, has the potential to extend NLP systems to many languages (Nooralahzadeh et al., 2020; Keung et al., 2020; Chen and Ritter, 2021; Niu et al., 2022; Huang

et al., 2022a). Yet, its performance still lags behind models that are directly fine-tuned on labeled data (if available) from the target language. Recent work has shown that combining training data in a source language together with its automatic translation in the target language leads to consistent performance improvements (Xue et al., 2021; Hu et al., 2020a,b). However, for NLP tasks that involve span-level annotations, an additional label projection step is needed to map the span annotations onto the translated texts (see Figure 1).

Traditionally, this annotation projection step is performed based on word alignment after machine translation (Akbik et al., 2015a; Aminian et al., 2019). To avoid the use of complex word alignment models, several recent efforts (Lewis et al., 2020; Hu et al., 2020a) directly translated sentences with span annotations wrapped between special markers (e.g., `<a>` and `</a>`). However, due to limited analysis presented in prior work, it is unclear (1) whether there exist a set of markers that generalize well across NLP tasks, (2) how well marker-based projection works in comparison to traditional alignment-based approaches, and (3) how well this approach works across different language families, as inserting special markers inevitably degrades the translation quality.

In this paper, we present the first systematic study of the mark-then-translate annotation projection technique, which includes careful evaluation of the choice of markers, projection accuracy, impact on translation quality, robustness to different MT systems, as well as a comparison to traditional alignment-based method across 42 languages on 4 datasets and 3 NLP tasks. We also propose an improved variant of marker-based projection, EASYPROJECT, that consistently outperforms alignment-based approach, while being incredibly easy to use to project a variety of annota-



Figure 1: An example of translating and projecting English ACE event triggers and named entities to Chinese. (a) Label projection pipeline starts with machine translation of the English sentence to Chinese, followed by word-to-word alignment. Then, label spans are projected based on word alignments. (b) Markers are inserted around entity and event trigger spans in the text. The modified sentence with markers inserted is then fed as input to a machine translation system, projecting the label span markers to the target language as a byproduct of translation.

tions (QA, entities, relations, events) across many languages. The key is to use language-agnostic square-bracket markers, followed by a fuzzy string matching strategy to recover the span labels.

Our main findings include (1) the marker-based method is surprisingly robust across translation systems and languages, but the choice of markers matters; (2) EasyProject can project annotated spans more accurately and is better at preserving span boundaries than alignment-based methods, which is key to its success; and (3) the margin of improved cross-lingual transfer is related to the language/script family and amount of pre-training data included in the multilingual model. Analogous to recent studies on word choice (Schick et al., 2020; Gao et al., 2021) in natural language prompts, we hope our work will raise awareness of the potential power of utilizing special markers in NLP research, and inspire more research on robust MT to better handle various markers for the purpose of cross-lingual transfer learning.

## 2 Background and Related Work

**Alignment-based Projection.** Projecting annotations via word alignment typically consists of the following steps: (1) machine translate available training data into the target language; (2) run word alignment tools on the original and translated sentences; and (3) apply heuristics to map span-level annotations from original to translated texts. Statistical word alignment tools such as GIZA++ (Och and Ney, 2003) and fast-align (Dyer et al., 2013) have been widely adopted for projecting part-of-speech tags (Yarowsky et al., 2001; Eskander et al., 2020), semantic roles (Akbik et al.,

2015b; Aminian et al., 2017; Daza and Frank, 2020; Fei et al., 2020), slot filling (Xu et al., 2020), and NER labels (Ni et al., 2017; Stengel-Eskin et al., 2019). Recent progress on supervised neural aligners (Jalili Sabet et al., 2020; Nagata et al., 2020; Dou and Neubig, 2021; Lan et al., 2021) and multilingual contextualized embeddings (Devlin, 2018; Conneau et al., 2020) has further improved alignment accuracy. However, this pipeline-based method suffers from error propagation, translation shift (Akbik et al., 2015b), and non-contiguous alignments (Zenkel et al., 2020). Our analysis in §4.1 shows that alignment-based methods are more error-prone when projecting annotations, compared to the marker-based methods.

**Marker-based Projection.** A few efforts have used mark-then-translate label projection to translate question answering datasets into other languages (Lee et al., 2018; Lewis et al., 2020; Hu et al., 2020a; Bornea et al., 2021). However, the focus of these papers was not the label projection task itself and there was no in-depth analysis on the effectiveness of the approach. For instance, Lewis et al. (2020) used quotation marks to translate the SQuAD training set into other languages but did not present empirical comparison to any other label projection methods. Similarly, Hu et al. (2020a) used XML tags for the same purpose when creating the XTREME dataset, but no details were provided except for a few sentences in the appendix. Besides QA, MulDA (Liu et al., 2021; Zhou et al., 2022) is a labeled sequence translation method that replaces entities with variable names for cross-lingual NER. However, no comparison with existing projection

methods was presented, as the main focus is generating synthetic labeled data using language models.

### 3 Analysis of Marker-Based Projection

The idea of marker-based label projection is straightforward – wrap labeled spans with special marker tokens, then translate the modified sentence (see an example in Figure 1b). Projected spans can then be directly decoded from the translation. However, inserting markers inevitably degrades translation quality, and they may be lost in translation. In this section, we analyze several questions left open by prior work (Lewis et al., 2020; Hu et al., 2020a), including the impact of different marker choices on translation quality and the performance of cross-lingual transfer. Based on this analysis, we present an optimized version of mark-then-translate in §3.3, which we call EasyProject.

#### 3.1 Experimental Setup

We conduct experiments on three NLP tasks and 42 languages using four datasets. Most multilingual datasets are created by either (1) directly collecting and annotating data in the target language, or (2) translating English data with human or machine translation and then projecting labels manually or automatically. We deliberately choose only datasets created by the first method for experiments in this study, as evaluation on the translated datasets may over-estimate performance on a target language, when in fact a model might only perform well on *translationese* (Riley et al., 2020).

**Datasets.** Our experiments include NER via the WikiANN dataset (Pan et al., 2017; Rahimi et al., 2019); we also include the CoNLL-2002/2003 multilingual Named Entity Recognition datasets (Tjong Kim Sang, 2002a,b) for comparison with Liu et al. (2021). For event extraction, we use the ACE05 corpus (Walker et al., 2006), which consists of six sub-tasks: entity and relation extraction, event trigger/argument identification and classification. For question answering, we use TyDiQA-GoldP (Clark et al., 2020), which contains challenging questions written in multiple languages. Dataset statistics are provided in Table 1.

**IE and QA Models.** We use the large size XLM-RoBERTa (Conneau et al., 2020) as the backbone

	WikiANN	CoNLL02/03	ACE05	TyDiQA
# of Docs	–	–	526/31/40	3,696/440/–
# of Sent.	20k/10k/10k	14k/3.2k/3.4k	19k/901/676	17k/2,122/–
Avg. Length	–/8.0	–/14.5	519.3/14.9	96.8/21.0
Avg. # of Spans	1.4	1.7	2.9	1.0

Table 1: The detailed statistics of train/dev/test sets for each dataset. The **Avg. Length** represents the average number of tokens in each article/sentence, and **Avg. # of Spans** denotes the average number of annotated spans in each sentence (each article for TyDiQA).

multilingual model, except where noted.<sup>1</sup> For NER and QA, we fine-tune XLM-R with standard tagging and SQuAD-style span prediction layers. For event extraction, we use the OneIE framework (Lin et al., 2020), a joint neural model for information extraction with global features. We report average F<sub>1</sub> scores over three runs with different random seeds. More implementation details can be found in Appendix C.

**MT Systems.** We experiment with two MT systems: (1) the Google Translate (GMT) API,<sup>2</sup> and (2) an open-source multilingual many-to-many (M2M) translation model (Fan et al., 2021) which supports the translation between any pair of 100 languages. We use the checkpoint of the largest M2M model with 12 billion parameters.<sup>3</sup>

#### 3.2 Choice of Markers

Ideally, a good span marker should minimize the impact on translation quality while having a high chance of being preserved during translation. However, prior works used quotation marks (“ ”) (Lee et al., 2018; Lewis et al., 2020) and XML/HTML tags (e.g., <a> or <PER>) (Hu et al., 2020a; Ahmad et al., 2021) without much justification, which we address below.

**Cross-lingual Preservation.** In a pilot study, we experimented with several markers, including XML tags, [], “ ”, (), <>, and {}, etc. We found that both MT systems work surprisingly well to retain square brackets ([ ]) and XML markers during the translation across many languages, while other markers that have language-specific formats

<sup>1</sup>We also experiment with mT5<sub>large</sub>, mT5<sub>XL</sub>, and mT5<sub>XXL</sub> (Xue et al., 2021) on WikiANN-NER (Table 6).

<sup>2</sup><https://cloud.google.com/translate>

<sup>3</sup>[https://github.com/pytorch/fairseq/tree/main/examples/m2m\\_100](https://github.com/pytorch/fairseq/tree/main/examples/m2m_100)

are easily lost in translation. For example, quotation marks (“ ”) are often translated in a language-specific way, for example «» in Russian, and are lost entirely in Arabic and Finnish, leading to low projection rates: 53% for Russian, 76% for Arabic, and 79% for Finnish based on WikiANN dataset.

**Impact on Translation Quality.** After narrowing down the choice to XML tags and square brackets, we further measure the impact of adding markers on translation quality by adopting the evaluation setup used by Fan et al. (2021) on the WMT-19 news translation (Bojar et al., 2017) and TED Talk 2018 (Qi et al., 2018) parallel corpora. We compare translation quality with and without markers inserted from English to various target languages using BLEU score. Table 2 presents the experimental results using Google Translate. Examples of errors are shown in Table 4. More results on 37 languages with the M2M translation system can be found in Appendix F.1. We find that inserting markers indeed degrades translation quality. Nevertheless, in §3.3, we will show that a modified marker-based method (EASYPROJECT) can consistently outperform the traditional alignment-based projection approach (Figure 2).

**Impact on Transfer Learning.** We next evaluate the impact of different marker choices on cross-lingual transfer. We provide a direct comparison with recent work that uses XML tags and Google internal translation system to translate QA datasets in the year 2020 (Hu et al., 2020a). The results

<i>en</i> → Lang.	Corpus	# sent	GMT - BLEU		
			Orig.	XML	[ ]
Arabic ( <i>ar</i> )	TED18	1,997	20.7	14.0	15.1
German ( <i>de</i> )	TED18	1,997	44.5	33.9	41.9
Spanish ( <i>es</i> )	TED18	1,997	45.9	34.2	35.4
French ( <i>fr</i> )	TED18	1,997	37.6	31.0	31.9
Hindi ( <i>hi</i> )	TED18	1,070	14.5	12.8	13.0
Russian ( <i>ru</i> )	WMT	1,997	36.4	28.5	35.2
Vietnamese ( <i>vi</i> )	TED18	1,997	32.8	28.5	27.0
Chinese ( <i>zh</i> )	WMT	1,997	40.6	33.4	37.1
AVG		1,881	34.1	27.0	29.6

Table 2: Comparison of translation quality with different span markers. “Orig.” denotes the translation when no marker inserted. For the marker-based methods (“XML” and “[ ]”), span markers are removed from the outputs before calculating the BLEU scores.

are shown in Table 3. On average, square brackets ([ ]) have the least negative impact on translation quality and the best transfer learning performance.

<i>en</i> → Lang.	Hu et al.†	GMT - TyDiQA F <sub>1</sub>		
		XML	[ ]	“ ”
Arabic ( <i>ar</i> )	68.8	68.4	<b>71.7</b>	66.5
Bengali ( <i>bn</i> )	58.6	64.8	64.1	<b>69.3</b>
Finnish ( <i>fi</i> )	69.4	69.6	<b>70.8</b>	68.0
Indonesian ( <i>id</i> )	75.5	76.0	<b>78.6</b>	77.3
Korean ( <i>ko</i> )	56.8	55.6	59.0	<b>59.6</b>
Russian ( <i>ru</i> )	49.5	65.7	<b>66.1</b>	52.3
Swahili ( <i>sw</i> )	69.1	<b>70.4</b>	70.1	70.1
Telugu ( <i>te</i> )	<b>70.2</b>	69.0	67.3	67.9
AVG	64.7	67.4	<b>68.5</b>	66.4

Table 3: Comparison of different markers on TyDiQA-GoldP (F<sub>1</sub>) by training on the translated *projected data only*. †: We directly compare to the translated training data released in XTREME (Hu et al., 2020a).

### 3.3 EASYPROJECT

Based on the analysis above, we developed EasyProject, a simple yet effective method for projecting annotations. Although square brackets ([ ]) have strong performance, they also have a fatal weakness. Unlike XML tags (e.g., <a> Churchill </a> was born in <b> England </b> in <c> 1874 </c> ), square brackets don’t carry label information (e.g., [ Churchill ] was born in [ England ] in [ 1874 ]). If multiple annotated spans with different labels exist in a single sentence, it is challenging to assign labels to the projected entities in the translation, as word order can change between languages.

Therefore, we present a fuzzy string-matching method to identify labels. First, we (1) translate each span in the original sentence independently and (2) separately extract translated spans from an XML-marked translation. This gives us two sets of translated spans with associated labels – one is contextualized, and the other is not. To identify labels for the unlabeled spans in the [ ]-based translation, we compare each span with the two sets of labeled mentions using the `ratio()` function in the `difflib` library.<sup>4</sup> Two strings are considered matched if they have >50% matched subsequences, and the associated label is assigned to the bracketed span.

<sup>4</sup><https://docs.python.org/3/library/difflib.html#difflib.SequenceMatcher.ratio>

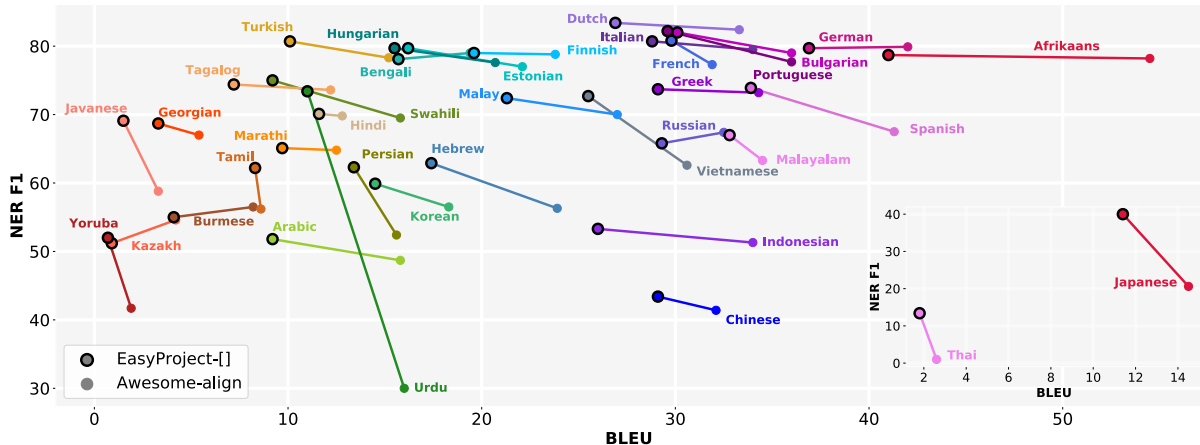


Figure 2: Comparison of translation quality and end-task performance for different label projection methods on the WikiANN dataset. EasyProject (§3.3) outperforms the alignment-based approach on F<sub>1</sub> scores for most languages, although inserting span markers degrade translation quality. The detailed experimental setting is in §4.1.

<b>English #1:</b> The divorce settlement called for Giuliani to pay Hanover more than \$6.8 million, according to the reporter .
<b>Orig.:</b> 据记者称，离婚协议要求朱利安尼向汉诺威支付超过680万美元。
<b>[]):</b> 据[记者]报道，[离婚]协议要求[朱利安尼][支付][汉诺威]超过680万美元。
<b>XML:</b> 据<e>记者</e>，<a>离婚</a>和解协议要求<b>朱利安尼</b><b>支付</b><c><d>汉诺威</d>超过680万美元。</e> .
<b>English #2:</b> The WTO is headquartered in Geneva .
<b>Orig.:</b> يقع المقر الرئيسي لمنظمة التجارة العالمية في جنيف .
<b>[]):</b> يقع المقر الرئيسي في لمنظمة التجارة العالمية [ جنيف ] .
<b>XML:</b> .</b> جنيف <b> في </a> WTO <a> ل</a> يقع المقر الرئيسي

Table 4: Example errors (in red) and correctly projected annotations (in blue) in translations with different markers inserted using GMT. In the first example, a necessary Chinese word “报道” (report) is lost in the XML-marked translation, while tags are also mismatched due to the word reordering of “记者” (reporter). In the second example, []-marked translation fails to preserve the square brackets around the Arabic translation of “WTO” (marked by underline).

	GMT		M2M	
	%data	F <sub>1</sub>	%data	F <sub>1</sub>
[]+Fuzzy Match	97.9%	68.8	48.9%	67.0
[]+Match by Seq.	98.2%	68.6	53.5%	66.8
XML-tags	100.0%	68.6	88.3%	67.1
[]+Fuzzy Match+Revert <sup>†</sup>	100.0%	69.3	89.7%	68.1

Table 5: A comparison of varied methods to identify labels on WikiANN corpus. <sup>†</sup>“Revert” means reverting to XML-based projection if []-based method fails.

We also experiment with matching span labels left-to-right based on their relative position in the sequence. The results are shown in Table 5.

We select []+fuzzy string-matching for its overall stronger performance. Moreover, we observe that XML-tags are more likely to be preserved during translation for both Google Translate and M2M. We hypothesize this is because the XML-tags are widely used on web pages, and therefore are likely to be pre-processed in commercial API or easily mixed into the training corpora of large language models and translation systems. Therefore, if the matching for []-based projection fails to retrieve all labels, we fall back to XML-based projection (see example #2 in Table 4). We call this improved variant of marker-based method **EASYPROJECT** for **easily projecting** labels.

## 4 Zero-shot Cross-lingual Transfer

In this section, we comprehensively evaluate the effectiveness of EASYPROJECT and analyze key factors that impact cross-lingual transfer.

### 4.1 Comparison to Alignment-based Method

We first compare EasyProject with the traditional pipeline approach based on state-of-the-art bilingual word alignment models.

**Bilingual Word Alignment.** We experiment with two state-of-the-art neural word aligners that use pre-trained contextualized embeddings: (1) the unsupervised version of **awesome-align** (Dou and Neubig, 2021) and its supervised version, which we extended from 5 to 39 languages for this paper, and (2) **QA-align** (Nagata et al., 2020) which formulates the word alignment problem as SQuAD-

Model	Ref.	Fine-tune <sub>en</sub>	GMT+EasyProject
mT5 <sub>large</sub>	58.2	61.2	<b>68.5</b> (+7.3)
mT5 <sub>XL</sub>	65.1	62.9	<b>68.6</b> (+5.7)
XLM-R <sub>large</sub>	63.3	64.3	<b>68.9</b> (+4.6)

Table 6: Average results for mT5 models over 39 target languages on WikiANN. The XLM-R model is listed for comparison. “Ref.” column is the performance from prior work: XLM-R from He et al. (2021) and mT5 from Xue et al. (2021). Full results for mT5 models are provided in Table in Appendix.

<b>English:</b> He was buried in Woodlawn Cemetery in <u>Bronx</u> , <u>New York City</u> .
<b>Alignment-based:</b> 他被埋葬在 <u>纽约市</u> <u>布朗</u> <u>克斯</u> 的伍德劳恩公墓。
<b>EasyProject:</b> 他被埋葬在 <u>纽约市</u> <u>布朗</u> <u>克斯</u> 的伍德劳恩公墓。

Table 7: In this example, the correct projection should be “纽约市 布朗 克斯” (marked by underline). The projected spans from two methods are marked by blue. For the alignment-based projection, “克斯” is incorrectly missed. The translations are based on GMT.

style QA task. More details on the models and training data for word alignment can be found in Appendix B.

**Transfer Learning Results.** As summarized in Figure 2, EasyProject outperforms alignment-based projection for most languages, even though span markers degrade translation quality. In Table 8, we show EasyProject almost always outperforms alignment-based projection on NER, QA, and the more challenging event extraction tasks, when training on a combination of target language projected data and English data. EasyProject (GMT) also improves performance of mT5<sub>large</sub> and mT5<sub>XL</sub> by 7.3 and 5.7 F<sub>1</sub> on average across all target languages, and mT5<sub>XXL</sub> by 2.2 F<sub>1</sub> on a subset of 8 languages (see Table 6). Finally, we observe that EasyProject generally performs better than using only XML tags, as the former has less impact on translation quality.

**Accuracy of Projected Annotations.** To answer why EasyProject can outperform alignment-based method even though it degrades translation quality, we manually inspect 100 sentences sampled from the WikiANN training set. EasyProject project spans 100% and 97.5% correctly when using Google Translation and M2M, respectively, while the traditional projection method based on awesome-align only achieves 97.5% and 93.4%

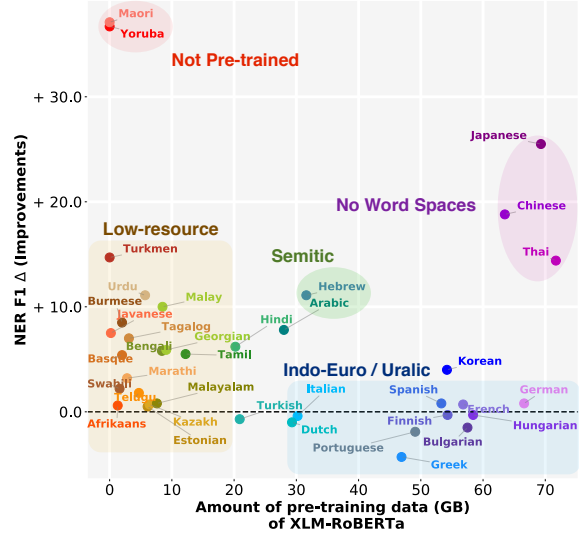


Figure 3: NER F<sub>1</sub> Δ (EasyProject (GMT) over En Fine-tuning) vs. amount of pre-training data (GB) of XLM-RoBERTa<sub>large</sub>.

projection accuracy. We found EasyProject is especially better at preserving span boundaries. For the alignment-based method, most errors are caused by partial or missed alignments, as shown in Table 7. More details are provided in the Appendix F.2.

## 4.2 Pre-training Data vs. EasyProject


Figure 3 shows improvements in NER F<sub>1</sub> using EasyProject vs. size of data for each language in XLM-RoBERTa’s pre-training corpus. EasyProject provides larger improvements on low-resource languages and languages without whitespace. For high-resource languages in the Indo-European (Germanic/Romance) or Uralic families, projected data struggles to significantly improve over a strong fine-tuning baseline. Experiment results on very low-resource languages such as Māori and Turkmen can be found in Appendix E.3.

## 4.3 Transfer from non-English Languages

Recent work has suggested that English may not always be the best language to transfer from (Turc et al., 2021). The marker-based method is not limited to English-centric transfer learning; rather, it can be used for transfer learning from any language to any language provided with the availability of MT systems that can translate between many pairs of languages, such as Google Translate or M2M. In Figure 4, we show the relative F<sub>1</sub> improvements over fine-tuning on source language only for 9 different languages (81 directions in total), leverag-

$en \rightarrow$ Lang.	Fine-tune		M2M+Word Aligner		M2M+Markers		GMT+Word Aligner			GMT+Markers				
	Ref	$XML_R$	QAalign	awesome	awes <sub>ft</sub>	XML	EProj. ( $\Delta_{XML_R}$ )	QAalign	awesome	awes <sub>ft</sub>	XML	EProj. ( $\Delta_{XML_R}$ )		
NER	yo	41.3	37.1	-	46.8	48.3	56.0	58.3 (+21.2)	-	72.1	66.1	71.8	73.8 (+36.7)	
	ja	18.3	18.0	19.3	21.1	24.9	40.2	40.8 (+22.8)	19.3	23.0	22.6	42.0	43.5 (+25.5)	
	zh	25.8	27.1	43.1	40.5	39.5	42.4	44.4 (+17.3)	45.2	43.3	39.6	43.8	45.9 (+18.8)	
	th	1.5	0.7	-	2.4	1.0	12.3	13.0 (+12.3)	-	1.2	1.3	14.7	15.1 (+14.4)	
	ur	54.2	63.6	-	37.0	58.7	77.4	76.1 (+12.5)	-	70.2	72.3	76.3	74.7 (+11.1)	
	he	54.1	56.0	-	56.6	56.3	60.1	62.1 (+6.1)	-	59.6	60.2	63.7	67.1 (+11.1)	
	ms	69.8	64.1	-	70.7	71.8	74.2	73.9 (+9.8)	-	73.0	73.8	73.2	74.1 (+10.0)	
	my	51.3	53.5	-	61.0	60.4	53.8	57.0 (+3.5)	-	60.2	60.1	57.0	62.0 (+8.5)	
	ar	43.7	48.5	49.7	46.6	49.3	43.0	48.9 (+0.4)	50.7	50.9	51.2	51.3	56.3 (+7.8)	
	jv	58.4	62.3	-	60.4	56.6	64.4	65.9 (+3.6)	-	64.6	68.8	69.2	69.8 (+7.5)	
	tl	72.2	73.0	-	73.3	73.9	78.1	76.5 (+3.5)	-	80.4	80.4	79.9	80.0 (+7.0)	
	hi	71.0	69.5	-	72.1	71.3	73.2	72.3 (+2.8)	-	75.6	76.0	75.9	75.7 (+6.2)	
	ka	68.9	68.8	-	66.6	67.1	68.4	71.1 (+2.3)	-	73.5	73.2	72.7	74.7 (+5.9)	
	bn	76.3	75.1	-	79.7	79.5	80.7	79.1 (+4.0)	-	82.0	81.7	80.6	80.9 (+5.8)	
	ta	56.9	58.8	-	56.1	56.3	59.0	62.1 (+3.3)	-	62.4	63.2	63.9	64.3 (+5.5)	
	eu	62.1	63.6	-	-	-	-	-	-	69.8	66.5	67.5	69.0 (+5.4)	
	ko	58.0	57.9	-	57.5	58.1	57.4	60.9 (+3.0)	-	62.9	62.4	61.7	61.9 (+4.0)	
	mr	64.1	63.9	-	64.9	62.9	66.9	64.3 (+0.4)	-	62.6	61.2	64.0	67.1 (+3.2)	
	sw	70.0	68.5	-	70.2	70.1	74.1	71.8 (+3.3)	-	70.2	71.5	72.2	70.7 (+2.2)	
	te	52.3	55.6	-	-	-	-	-	-	57.4	56.8	57.6	57.4 (+1.8)	
	vi	77.2	74.2	-	64.1	62.7	75.4	74.9 (+0.7)	-	70.4	67.2	77.5	76.0 (+1.8)	
	id	52.3	52.4	-	53.0	53.2	53.4	53.9 (+1.5)	-	52.7	55.0	57.3	53.9 (+1.5)	
	ml	65.8	63.5	-	66.7	66.1	65.6	68.9 (+5.4)	-	61.9	63.0	68.1	64.3 (+0.8)	
	es	68.8	74.8	-	69.8	68.2	71.8	73.5 (-1.3)	-	71.3	72.6	73.5	75.6 (+0.8)	
	de	77.9	79.4	79.5	79.9	80.0	80.2	80.7 (+1.3)	79.5	80.0	79.4	79.8	80.2 (+0.8)	
	kk	49.8	53.5	-	54.2	51.6	50.5	51.1 (-2.4)	-	53.2	55.1	51.3	54.2 (+0.7)	
	fr	79.0	80.1	79.1	78.5	79.8	80.7	81.7 (+1.6)	79.6	80.7	79.4	81.5	80.8 (+0.7)	
	af	77.6	78.6	-	77.5	78.4	78.9	79.1 (+0.5)	-	79.1	78.9	79.0	79.2 (+0.6)	
	et	78.0	79.6	-	78.6	78.4	78.2	80.9 (+1.3)	-	80.2	79.6	78.6	80.1 (+0.5)	
	hu	79.3	81.0	-	77.1	77.1	79.0	80.8 (-0.2)	-	79.9	79.7	80.6	80.7 (-0.3)	
	fi	78.6	80.6	-	79.2	78.8	78.3	80.1 (-0.5)	-	80.7	79.7	78.8	80.3 (-0.3)	
	it	81.1	81.3	-	80.2	80.5	80.7	81.1 (-0.2)	-	80.3	80.4	81.1	80.9 (-0.4)	
	tr	78.9	80.3	-	78.4	77.8	82.7	82.0 (+1.7)	-	80.1	80.2	81.5	79.6 (-0.7)	
	nl	84.3	84.1	-	82.1	82.3	83.1	84.2 (+0.1)	-	83.5	82.9	83.0	83.1 (-1.0)	
	bg	81.2	82.1	-	80.3	79.9	82.1	81.3 (-0.8)	-	80.9	79.7	82.5	80.6 (-1.5)	
	pt	79.6	82.0	-	76.8	78.0	81.9	82.3 (+0.3)	-	79.0	80.2	80.6	80.1 (-1.9)	
	ru	71.5	71.1	-	67.4	67.9	67.6	67.8 (-3.3)	-	67.4	66.8	67.4	68.2 (-2.9)	
	el	77.2	79.3	-	73.3	74.5	75.6	75.6 (-3.7)	-	73.1	75.2	76.2	75.0 (-4.3)	
	fa	61.1	64.3	-	59.0	51.7	56.0	62.4 (-1.9)	-	52.9	52.4	45.5	52.0 (-12.3)	
	AVG(-eu/te)	63.6	64.6	-	63.8	64.1	67.1	68.1 (+3.6)	-	66.9	66.8	68.6	69.3 (+4.7)	
	QA	ko	31.9	56.1	-	34.4	35.5	65.8	63.8 (+7.7)	-	37.6	37.1	60.9	65.0 (+8.9)
		bn	64.0	66.0	-	72.8	68.6	65.4	68.5 (+2.5)	-	73.6	69.3	74.4	71.0 (+5.0)
		fi	70.5	69.7	-	74.7	75.0	69.7	72.2 (+2.5)	-	74.9	74.9	73.1	74.0 (+4.3)
		te	70.1	72.9	-	-	-	-	-	-	75.9	69.9	77.0	77.0 (+4.1)
		ar	67.6	72.4	73.7	75.2	75.8	73.6	73.9 (+1.5)	74.0	76.3	76.6	75.8	76.4 (+4.0)
		sw	66.1	69.9	-	72.0	72.6	70.4	70.9 (+1.0)	-	72.3	73.4	73.6	73.5 (+3.6)
		ru	67.0	66.5	-	71.2	68.6	66.4	66.9 (+0.4)	-	71.6	69.7	70.2	69.8 (+3.3)
		id	77.4	78.0	-	80.8	79.7	77.4	79.2 (+1.2)	-	80.4	81.3	78.9	79.7 (+1.7)
AVG(-te)	63.5	68.4	-	68.7	68.0	69.8	70.8 (+2.4)	-	69.5	68.9	72.4	72.8 (+4.4)		
Event Extraction	Fine-tune		M2M+Word Aligner		M2M+Markers		GMT+Word Aligner			GMT+Markers				
	$XML_R$		QAalign	awesome	awes <sub>ft</sub>	XML	EProj. ( $\Delta_{XML_R}$ )	QAalign	awesome	awes <sub>ft</sub>	XML	EProj. ( $\Delta_{XML_R}$ )		
	Arabic	Entity	69.2	74.3	73.7	74.1	73.7	73.4 (+4.2)	74.4	74.3	74.0	73.7	74.0 (+4.8)	
		Relation	28.1	35.0	32.9	33.9	30.3	31.3 (+3.2)	34.8	33.1	34.2	31.8	33.7 (+5.6)	
		Trig-I	42.7	43.9	44.0	44.0	44.5	44.1 (+1.4)	43.6	44.2	43.7	43.8	44.0 (+1.3)	
		Trig-C	40.0	42.2	42.0	42.3	42.7	42.3 (+2.3)	41.8	42.6	42.0	41.5	42.0 (+2.0)	
		Arg-I	33.5	37.9	36.3	37.8	37.8	38.1 (+4.6)	37.7	37.9	37.6	36.9	37.8 (+4.3)	
		Arg-C	30.8	34.9	33.6	34.7	35.1	35.1 (+4.3)	34.6	35.2	34.5	34.1	35.2 (+4.4)	
	AVG	40.7	44.7	43.7	44.5	44.0	44.1 (+3.4)	44.5	44.5	44.3	43.6	44.4 (+3.7)		
	Chinese	Entity	59.1	67.5	70.2	69.0	69.0	70.5 (+11.4)	67.1	68.8	70.6	70.2	71.0 (+11.9)	
		Relation	20.4	33.5	30.0	26.2	25.6	35.0 (+14.6)	30.7	28.2	30.1	35.6	28.4 (+8.0)	
		Trig-I	25.0	45.0	52.2	50.9	41.9	46.8 (+21.8)	43.7	53.5	50.0	50.7	52.6 (+27.6)	
		Trig-C	23.9	42.5	49.0	47.1	37.6	43.4 (+19.5)	40.8	50.0	46.6	47.4	49.3 (+25.4)	
Arg-I		28.6	38.1	40.2	39.1	37.6	41.7 (+13.1)	38.7	39.6	39.4	39.8	40.1 (+11.5)		
Arg-C		28.1	36.7	39.4	38.0	34.8	40.0 (+11.9)	37.3	38.4	38.2	38.2	38.2 (+10.1)		
AVG	30.8	43.9	46.8	45.0	41.1	46.2 (+15.4)	43.0	46.4	45.8	47.0	46.6 (+15.8)			

Table 8: Cross-lingual transfer experiments from English to target languages on three tasks: (1) NER on WikiAnn dataset, (2) QA on TyDiQA-GoldP dataset, and (3) Event extraction on ACE dataset. For the zero-shot baselines, we train the models only on English data. ‘‘Ref’’ column is the performance from prior work: QA results in (Hu et al., 2020a) and NER results from (He et al., 2021); ‘‘XML<sub>R</sub>’’ is our reimplementation using XLM-RoBERTa<sub>large</sub>, which  $\Delta$  is calculated against. For comparing different label projection methods (Word Aligners vs. Markers), we train the models on the combination of projected data and English data. We show results that use Google Translate (GMT) and many-to-many (M2M) NMT model separately. For ‘-’, the language is either not supported by the MT system or not by the supervised word aligner. Cells are colored by  $\Delta$ :



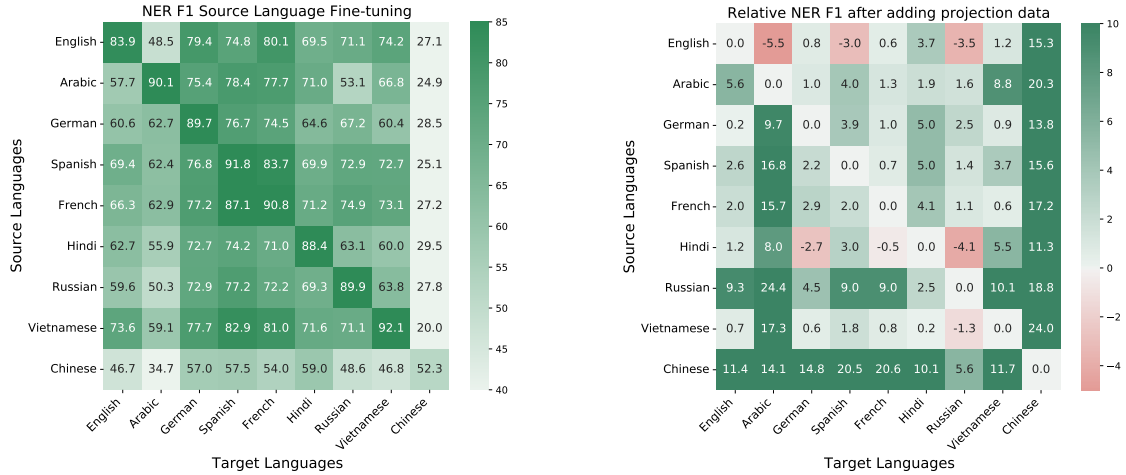


Figure 4: (a) NER  $F_1$  for fine-tuning on different source and target languages. (b) Relative difference of NER  $F_1$  for models trained on *source and projected data together* over *source data only* (the left figure), when using XML-tags with M2M translation.

ing the many-to-many capabilities of M2M. Fine-tuning models only on source-language data does not work well when transferring to or from Chinese, consistent with observations from Hu et al. (2020a). The marker-based method addresses this problem by providing substantial improvements in  $F_1$  on the WikiANN dataset for Chinese. Transferring to Arabic and from Russian are also challenging, but again, the marker-based method greatly boosts performance.

#### 4.4 More Experiments and Analysis

We also compare EasyProject against bitext projection (§E.2) and MulDA (Liu et al., 2021) (§E.1), as well as evaluating it on low-resource languages: Māori and Turkmen (§E.3). In addition, we analyze the two branches of label projection methods from other aspects, including projection rate (§F.2) and translation speed (§F.3). Due to space limits, we present all of them in the appendix. On the data side, we fix a sentence splitting issue for 12 extremely long sentences in the ACE05 Arabic test set (§D). This issue is noticed by other researchers (Huang et al., 2022b) as well. We will release the improved ACE Arabic dataset to the community.

## 5 Conclusion

In this paper, we presented a thorough empirical assessment of various approaches for cross-lingual label projection, including a simple mark-and-translate method and an alignment-based approach. We demonstrated that the marker-based method effectively translates source language train-

ing data into target languages by marking gold annotated spans with span markers. Experiments on three well-studied NLP tasks and over 40 target languages show that EasyProject consistently outperforms alignment-based methods and effectively improves cross-lingual transfer performance. Finally, we showed that EasyProject improves models on very low-resource languages, such as Māori and Turkmen, which are not included during pre-training.

## Limitations

While our study shows that EasyProject can effectively translate span markers to target languages using Google Translate and M2M, it is unclear whether all translation models can translate well with XML or square brackets inserted as markers. Retraining and optimizing a state-of-the-art MT model from scratch that can support a large number of languages used in our paper will require a huge, costly amount of computing resources, that we leave for future work. Moreover, future work could also investigate techniques for improving translation quality, for example, training MT systems on sentences with marker tokens inserted.

## Acknowledgements

This material is based upon work supported by the NSF (IIS-IIS-2052498) and IARPA via the BETTER program (2019-19051600004). The views, opinions, and/or findings expressed are those of the author(s) and should not be interpreted as represent-



ing the official views or policies of the Department of Defense, IARPA or the U.S. Government.

## References

- Wasi Uddin Ahmad, Nanyun Peng, and Kai-Wei Chang. 2021. Gate: graph attention transformer encoder for cross-lingual relation and event extraction. In *Proceedings of the AAAI Conference on Artificial Intelligence*.
- Alan Akbik, Laura Chiticariu, Marina Danilevsky, Yunyao Li, Shivakumar Vaithyanathan, and Huaiyu Zhu. 2015a. Generating high quality proposition Banks for multilingual semantic role labeling. In *Proceedings of the 53rd Annual Meeting of the Association for Computational Linguistics and the 7th International Joint Conference on Natural Language Processing*.
- Alan Akbik, Laura Chiticariu, Marina Danilevsky, Yunyao Li, Shivakumar Vaithyanathan, and Huaiyu Zhu. 2015b. Generating high quality proposition Banks for multilingual semantic role labeling. In *Proceedings of the 53rd Annual Meeting of the Association for Computational Linguistics and the 7th International Joint Conference on Natural Language Processing*.
- Maryam Aminian, Mohammad Sadegh Rasooli, and Mona Diab. 2017. Transferring semantic roles using translation and syntactic information. In *Proceedings of the Eighth International Joint Conference on Natural Language Processing*.
- Maryam Aminian, Mohammad Sadegh Rasooli, and Mona Diab. 2019. Cross-lingual transfer of semantic roles: From raw text to semantic roles. In *Proceedings of the 13th International Conference on Computational Semantics*.
- Ondřej Bojar, Rajen Chatterjee, Christian Federmann, Yvette Graham, Barry Haddow, Shujian Huang, Matthias Huck, Philipp Koehn, Qun Liu, Varvara Logacheva, Christof Monz, Matteo Negri, Matt Post, Raphael Rubino, Lucia Specia, and Marco Turchi. 2017. Findings of the 2017 conference on machine translation (WMT17). In *Proceedings of the Second Conference on Machine Translation*.
- Mihaela Bornea, Lin Pan, Sara Rosenthal, Radu Florian, and Avirup Sil. 2021. Multilingual transfer learning for QA using translation as data augmentation.
- Jonathan H. Clark, Eunsol Choi, Michael Collins, Dan Garrette, Tom Kwiatkowski, Vitaly Nikolaev, and Jennimaria Palomaki. 2020. TyDi QA: A benchmark for information-seeking question answering in typologically diverse languages. *Transactions of the Association for Computational Linguistics*.
- Alexis Conneau, Kartikay Khandelwal, Naman Goyal, Vishrav Chaudhary, Guillaume Wenzek, Francisco Guzmán, Edouard Grave, Myle Ott, Luke Zettlemoyer, and Veselin Stoyanov. 2020. Unsupervised cross-lingual representation learning at scale. In *Proceedings of the 58th Annual Meeting of the Association for Computational Linguistics*.
- Angel Daza and Anette Frank. 2020. X-SRL: A parallel cross-lingual semantic role labeling dataset. In *Proceedings of the 2020 Conference on Empirical Methods in Natural Language Processing*.
- Jacob Devlin. 2018. Multilingual BERT readme document.
- Zi-Yi Dou and Graham Neubig. 2021. Word alignment by fine-tuning embeddings on parallel corpora. In *Proceedings of the 16th Conference of the European Chapter of the Association for Computational Linguistics*.
- Chris Dyer, Victor Chahuneau, and Noah A. Smith. 2013. A simple, fast, and effective reparameterization of IBM model 2. In *Proceedings of the 2013 Conference of the North American Chapter of the Association for Computational Linguistics: Human Language Technologies*.
- Ahmed El-Kishky, Vishrav Chaudhary, Francisco Guzmán, and Philipp Koehn. 2020. CCAI: A massive collection of cross-lingual web-document pairs. In *Proceedings of the 2020 Conference on Empirical Methods in Natural Language Processing*.
- Ramy Eskander, Smaranda Muresan, and Michael Collins. 2020. Unsupervised cross-lingual part-of-speech tagging for truly low-resource scenarios. In *Proceedings of the 2020 Conference on Empirical Methods in Natural Language Processing*.
- Angela Fan, Shruti Bhosale, Holger Schwenk, Zhiyi Ma, Ahmed El-Kishky, Siddharth Goyal, Mandeep Baines, Onur Celebi, Guillaume Wenzek, Vishrav Chaudhary, et al. 2021. Beyond English-centric multilingual machine translation.
- Hao Fei, Meishan Zhang, and Donghong Ji. 2020. Cross-lingual semantic role labeling with high-quality translated training corpus. In *Proceedings of the 58th Annual Meeting of the Association for Computational Linguistics*.

- Tianyu Gao, Adam Fisch, and Danqi Chen. 2021. Making pre-trained language models better few-shot learners. In *Proceedings of the 59th Annual Meeting of the Association for Computational Linguistics and the 11th International Joint Conference on Natural Language Processing*.
- Ruidan He, Linlin Liu, Hai Ye, Qingyu Tan, Bosheng Ding, Liying Cheng, Jiawei Low, Lidong Bing, and Luo Si. 2021. On the effectiveness of adapter-based tuning for pretrained language model adaptation. In *Proceedings of the 59th Annual Meeting of the Association for Computational Linguistics and the 11th International Joint Conference on Natural Language Processing*.
- Junjie Hu, Sebastian Ruder, Aditya Siddhant, Graham Neubig, Orhan Firat, and Melvin Johnson. 2020a. XTREME: A benchmark for evaluating cross-lingual generalization.
- Junjie Hu, Sebastian Ruder, Aditya Siddhant, Graham Neubig, Orhan Firat, and Melvin Johnson. 2020b. XTREME: A massively multilingual multi-task benchmark for evaluating cross-lingual generalisation. In *Proceedings of the 37th International Conference on Machine Learning, ICML 2020, 13-18 July 2020, Virtual Event, Proceedings of Machine Learning Research*.
- Kuan-Hao Huang, I-Hung Hsu, Prem Natarajan, Kai-Wei Chang, and Nanyun Peng. 2022a. Multilingual generative language models for zero-shot cross-lingual event argument extraction. In *Proceedings of the 60th Annual Meeting of the Association for Computational Linguistics*.
- Kuan-Hao Huang, I-Hung Hsu, Prem Natarajan, Kai-Wei Chang, and Nanyun Peng. 2022b. Multilingual generative language models for zero-shot cross-lingual event argument extraction. In *Proceedings of the 60th Annual Meeting of the Association for Computational Linguistics*.
- Masoud Jalili Sabet, Philipp Dufter, François Yvon, and Hinrich Schütze. 2020. SimAlign: High quality word alignments without parallel training data using static and contextualized embeddings. In *Findings of the Association for Computational Linguistics: EMNLP 2020*.
- David Kamholz, Jonathan Pool, and Susan Colowick. 2014. PanLex: Building a resource for panlingual lexical translation. In *Proceedings of the Ninth International Conference on Language Resources and Evaluation*.
- Phillip Keung, Yichao Lu, Julian Salazar, and Vikas Bhardwaj. 2020. Don't use English dev: On the zero-shot cross-lingual evaluation of contextual embeddings. In *Proceedings of the 2020 Conference on Empirical Methods in Natural Language Processing*.
- Wuwei Lan, Yang Chen, Wei Xu, and Alan Ritter. 2020. A focused study to compare Arabic pre-training models on newswire IE tasks.
- Wuwei Lan, Chao Jiang, and Wei Xu. 2021. Neural semi-Markov CRF for monolingual word alignment. In *Proceedings of the 59th Annual Meeting of the Association for Computational Linguistics and the 11th International Joint Conference on Natural Language Processing*.
- Kyungjae Lee, Kyoungcho Yoon, Sunghyun Park, and Seung-won Hwang. 2018. Semi-supervised training data generation for multilingual question answering. In *Proceedings of the Eleventh International Conference on Language Resources and Evaluation*.
- Patrick Lewis, Barlas Oguz, Ruty Rinott, Sebastian Riedel, and Holger Schwenk. 2020. MLQA: Evaluating cross-lingual extractive question answering. In *Proceedings of the 58th Annual Meeting of the Association for Computational Linguistics*.
- Ying Lin, Heng Ji, Fei Huang, and Lingfei Wu. 2020. A joint neural model for information extraction with global features. In *Proceedings of the 58th Annual Meeting of the Association for Computational Linguistics*.
- Linlin Liu, Bosheng Ding, Lidong Bing, Shafiq Joty, Luo Si, and Chunyan Miao. 2021. MulDA: A multilingual data augmentation framework for low-resource cross-lingual NER. In *Proceedings of the 59th Annual Meeting of the Association for Computational Linguistics and the 11th International Joint Conference on Natural Language Processing*.
- Masaaki Nagata, Katsuki Chousa, and Masaaki Nishino. 2020. A supervised word alignment method based on cross-language span prediction using multilingual BERT. In *Proceedings of the 2020 Conference on Empirical Methods in Natural Language Processing*.
- Jian Ni, Georgiana Dinu, and Radu Florian. 2017. Weakly supervised cross-lingual named entity recognition via effective annotation and representation projection. In *Proceedings of the 55th Annual Meeting of the Association for Computational Linguistics*.
- Tong Niu, Kazuma Hashimoto, Yingbo Zhou, and Caiming Xiong. 2022. OneAligner: Zero-shot cross-lingual transfer with one rich-resource language pair for low-resource sentence retrieval. In *Findings of the Association for Computational Linguistics: ACL 2022*.
- Farhad Nooralahzadeh, Giannis Bekoulis, Johannes Bjerva, and Isabelle Augenstein. 2020. Zero-shot cross-lingual transfer with meta learning. In *Proceedings of the 2020 Conference on Empirical Methods in Natural Language Processing*.

- Franz Josef Och and Hermann Ney. 2003. A systematic comparison of various statistical alignment models. *Computational Linguistics*.
- Xiaoman Pan, Boliang Zhang, Jonathan May, Joel Nothman, Kevin Knight, and Heng Ji. 2017. Cross-lingual name tagging and linking for 282 languages. In *Proceedings of the 55th Annual Meeting of the Association for Computational Linguistics*.
- Jonas Pfeiffer, Ivan Vulić, Iryna Gurevych, and Sebastian Ruder. 2020. MAD-X: An Adapter-Based Framework for Multi-Task Cross-Lingual Transfer. In *Proceedings of the 2020 Conference on Empirical Methods in Natural Language Processing*.
- Ye Qi, Devendra Sachan, Matthieu Felix, Sarguna Padmanabhan, and Graham Neubig. 2018. When and why are pre-trained word embeddings useful for neural machine translation? In *Proceedings of the 2018 Conference of the North American Chapter of the Association for Computational Linguistics: Human Language Technologies*.
- Afshin Rahimi, Yuan Li, and Trevor Cohn. 2019. Massively multilingual transfer for NER. In *Proceedings of the 57th Annual Meeting of the Association for Computational Linguistics*.
- Samyam Rajbhandari, Jeff Rasley, Olatunji Ruwase, and Yuxiong He. 2020. ZeRo: Memory optimizations toward training trillion parameter models. In *International Conference for High Performance Computing, Networking, Storage and Analysis*. IEEE.
- Parker Riley, Isaac Caswell, Markus Freitag, and David Grangier. 2020. Translationese as a language in “multilingual” NMT. In *Proceedings of the 58th Annual Meeting of the Association for Computational Linguistics*.
- Timo Schick, Helmut Schmid, and Hinrich Schütze. 2020. Automatically identifying words that can serve as labels for few-shot text classification. In *Proceedings of the 28th International Conference on Computational Linguistics*.
- Holger Schwenk, Vishrav Chaudhary, Shuo Sun, Hongyu Gong, and Francisco Guzmán. 2021a. WikiMatrix: Mining 135M parallel sentences in 1620 language pairs from Wikipedia. In *Proceedings of the 16th Conference of the European Chapter of the Association for Computational Linguistics*.
- Holger Schwenk, Guillaume Wenzek, Sergey Edunov, Edouard Grave, Armand Joulin, and Angela Fan. 2021b. CCMatrix: Mining billions of high-quality parallel sentences on the web. In *Proceedings of the 59th Annual Meeting of the Association for Computational Linguistics and the 11th International Joint Conference on Natural Language Processing*.
- Elias Stengel-Eskin, Tzu-ray Su, Matt Post, and Benjamin Van Durme. 2019. A discriminative neural model for cross-lingual word alignment. In *Proceedings of the 2019 Conference on Empirical Methods in Natural Language Processing and the 9th International Joint Conference on Natural Language Processing*.
- Jörg Tiedemann. 2020. The tatoeba translation challenge – realistic data sets for low resource and multilingual MT. In *Proceedings of the Fifth Conference on Machine Translation*.
- Erik F. Tjong Kim Sang. 2002a. Introduction to the CoNLL-2002 shared task: Language-independent named entity recognition. In *COLING-02: The 6th Conference on Natural Language Learning 2002*.
- Erik F. Tjong Kim Sang. 2002b. Introduction to the CoNLL-2002 shared task: Language-independent named entity recognition. In *COLING-02: The 6th Conference on Natural Language Learning 2002*.
- Iulia Turc, Kenton Lee, Jacob Eisenstein, Ming-Wei Chang, and Kristina Toutanova. 2021. Revisiting the primacy of English in zero-shot cross-lingual transfer. *ArXiv preprint*.
- Christopher Walker, Stephanie Strassel, Julie Medero, and Kazuaki Maeda. 2006. ACE 2005 multilingual training corpus. LDC2006T06.
- Thomas Wolf, Lysandre Debut, Victor Sanh, Julien Chaumond, Clement Delangue, Anthony Moi, Pierric Cistac, Tim Rault, Rémi Louf, Morgan Funtowicz, et al. 2019. Huggingface’s transformers: State-of-the-art natural language processing. *ArXiv preprint*.
- Weijia Xu, Batool Haider, and Saab Mansour. 2020. End-to-end slot alignment and recognition for cross-lingual NLU. In *Proceedings of the 2020 Conference on Empirical Methods in Natural Language Processing*.
- Linting Xue, Noah Constant, Adam Roberts, Mihir Kale, Rami Al-Rfou, Aditya Siddhant, Aditya Barua, and Colin Raffel. 2021. mT5: A massively multilingual pre-trained text-to-text transformer. In *Proceedings of the 2021 Conference of the North American Chapter of the Association for Computational Linguistics: Human Language Technologies*.
- Mahsa Yarmohammadi, Shijie Wu, Marc Marone, Haoran Xu, Seth Ebner, Guanghui Qin, Yunmo Chen, Jialiang Guo, Craig Harman, Kenton Murray, Aaron Steven White, Mark Dredze, and Benjamin Van Durme. 2021. Everything is all it takes: A multipronged strategy for zero-shot cross-lingual information extraction. In *Proceedings of the 2021 Conference on Empirical Methods in Natural Language Processing*.

- David Yarowsky, Grace Ngai, and Richard Wicentowski. 2001. Inducing multilingual text analysis tools via robust projection across aligned corpora. In *Proceedings of the First International Conference on Human Language Technology Research*.
- Thomas Zenkel, Joern Wuebker, and John DeNero. 2020. End-to-end neural word alignment outperforms GIZA++. In *Proceedings of the 58th Annual Meeting of the Association for Computational Linguistics*.
- Ran Zhou, Xin Li, Lidong Bing, Erik Cambria, Luo Si, and Chunyan Miao. 2022. Conner: Consistency training for cross-lingual named entity recognition. *EMNLP*.
- Imed Zitouni, Jeffrey Sorensen, Xiaoqiang Luo, and Radu Florian. 2005. The impact of morphological stemming on Arabic mention detection and coreference resolution. In *Proceedings of the ACL Workshop on Computational Approaches to Semitic Languages*.

## A Special Markers used in EasyProject

**NER.** <PER>, </PER>, <ORG>, </ORG>, <LOC>, </LOC>, <MISC>, </MISC>.

**Event Extraction.** We assign a unique XML marker to each entity and trigger in the sentence (e.g., <a>, </a>, <b>, </b>, ..., <z>, </z>).

**QA.** We experiment with XML tags (<a>, </a>), [], and "" markers to enclose answer span in the context. Because there are multiple [] and "" marks in the passages of TyDiQA-GoldP (Clark et al., 2020), we repeat the special markers twice as [[ answer ]] and "" answer "" instead. Paragraphs are split into sentences and then sent to the translation system for better translation quality.

## B Details of Word Alignment Models

**Awesome-align.** This aligner (Dou and Neubig, 2021), when used in the unsupervised setting, primarily relies on the normalized similarity scores of all word pairs between the two sentences, which are calculated based on pre-trained multilingual word embeddings taken from specific Transformer layers. In the supervised setting, with access to parallel text, awesome-align can be further improved by fine-tuning towards a set of self-training and language model objectives. We include experiments of both the unsupervised (*awesome*) and supervised (*awesome<sub>ft</sub>*) versions of awesome-align based on multilingual BERT, which has shown to achieve better word alignment results than XLM-RoBERTa<sub>base</sub>. For the supervised version, we fine-tune an individual awesome-align model for each of the 39 target languages in WikiANN using parallel sentences sampled from the M2M model’s training datasets: CCAIined (El-Kishky et al., 2020) and CCMatrix (Schwenk et al., 2021b). Specifically, we randomly sample 200k parallel sentences from the CCAIined corpus for language pairs from English to {*te, ka, kk, my, th, yo*}, and the rest from the CCMatrix.

**QA-align.** This is a state-of-the-art supervised approach (Nagata et al., 2020) that formulates the word alignment problem as a SQuAD-style question answering task by fine-tuning multilingual BERT. Specifically, given a word in the source sentence, the model predicts the aligned span in

the target sentence and reconciles both source-to-target and target-to-source directions by averaging and thresholding probabilities. We trained the QA-align model for English to Arabic, German, French, Chinese, and Japanese, where gold annotated word alignment data is available. More configuration details of these word alignment models can be found in Appendix B.

**Awesome-align.** We use the codebase<sup>5</sup> from Dou and Neubig (2021) with the default softmax configuration to extract alignment. We do not apply the consistency optimization objective when fine-tuning the models because it may trade precision for recall, as suggested in the official instruction written by the authors.

**QA-align.** We use the codebase from Nagata et al. (2020).<sup>6</sup> For the training data of word alignment between *en* and {*de, zh, ja, fr*}, we use the same data as in Nagata et al. (2020). For *en-ar*, we use the GALE English-Arabic word alignment data from LDC<sup>7</sup>, and use 80% of the sentence pairs for training. A summary of the data statistics can be found in Table 9.

Lang.	Train	Test
<i>en-ar</i>	40,288	9,280
<i>en-de</i>	300	208
<i>en-fr</i>	300	147
<i>en-ja</i>	653	357
<i>en-zh</i>	4,879	610

Table 9: Number of sentences in the gold word alignment datasets and the training/test splits.

## C Implementation Details of IE models

We follow the same learning rates and number of epochs reported in prior work: Hu et al. (2020a) for QA, He et al. (2021) and Pfeiffer et al. (2020) for NER (the latter for *mi* and *tk*) and Yarmohammadi et al. (2021) for ACE. For WikiANN NER (Pan et al., 2017), CoNLL-2002/2003 NER (Tjong Kim Sang, 2002a,b), and TyDiQA-GoldP (Clark et al., 2020), we use the codebase from the XTREME benchmark (Hu et al.,

<sup>5</sup><https://github.com/neulab/awesome-align>

<sup>6</sup>[https://github.com/nttcs-lab-nlp/word\\_align](https://github.com/nttcs-lab-nlp/word_align)

<sup>7</sup>LDC2014T05, LDC2014T10, LDC2014T14, LDC2014T19 LDC2013T10, LDC2013T14, LDC2014T03, LDC2014T08

2020a),<sup>8</sup> which is based on the Huggingface transformers library (Wolf et al., 2019). The hyperparameters of XLM-RoBERTa<sub>large</sub> are presented in Table 10 following (Hu et al., 2020a; He et al., 2021; Liu et al., 2021). We report the average result of three random seeds and select models based on the English development set.

**mT5 NER Model.** Training mT5<sub>XXL</sub> (Xue et al., 2021) models, which have over 11 billion parameters, for the NER task is computationally challenging. We formulate the WikiANN NER task as generating a sequence of tokens with special entity tags (e.g. <per>, </per>) inserted around the entity spans. To fit the model into GPU memory for training, we freeze the embedding layer and the bottom 12 layers of both encoder and decoder during fine-tuning. We also use the DeepSpeed (Rajbhandari et al., 2020) ZeRo3 with 32-bits configurations. We first fine-tune the model on English data for 20 epochs with a learning rate of 1e-4. To speed up the training process, we initialize the model from the English fine-tuned checkpoint and further fine-tune it on the combination of English and EasyProject-[] (GMT) data with a learning rate of 5e-5 for 5 epochs. We report results of mT5<sub>large</sub> by averaging over three random seeds. We use one random seed for the XL and XXL models due to the heavy computing cost. Experiment results of average performance across languages are shown in Table 6, and results of each language are reported in Table 19.

**ACE05.** For ACE05 event extraction (Walker et al., 2006), we use the OneIE joint model v0.4.8 codebase<sup>9</sup> with the same hyperparameters as Yarmohammadi et al. (2021). For evaluation, we use the OneIE scoring tool to report F<sub>1</sub> scores for entities, relations, event triggers identification (Trig-I) and classification (Trig-C), argument role identification (Arg-I) and classification (Arg-C). We train models on the combination of English and projected Chinese data from scratch in the Chinese experiment and select the model based on the English development set. In the Arabic experiment, we initialize the model from the English fine-tuned checkpoint. We fine-tune the argument

role classifier for event extraction tasks (Entity, Trig-I, Trig-C, Arg-I, Arg-C) and relation classifier in relation task for 5 epochs. We set the learning rate of task-specific classifiers at 1e-6 and the encoder at 5e-4. During the decoding process of relation classification, we only consider the joint model’s relation and entity prediction scores. On the Arabic data annotation side, the ACE Arabic data contains language-specific annotations on pronoun entities due to morphological stemming (Zitouni et al., 2005), where we observe individual Arabic letter (prefix or suffix) is annotated as a pronoun entity. Because such annotations don’t exist in English data, the label projection process may cause inconsistency in translated-Arabic data. Thus, we remove the pronoun entities in both Arabic test data and English training data for the Arabic experiment. The complete statistics of the Arabic test set is in Table 11. We report the average results of three random seeds.

	NER <sub>WikiANN</sub>	NER <sub>CoNLL</sub>	TyDiQA-GoldP
Epochs	5	10	3
Batch size	32	32	8
Learning rate	2e-5	2e-5	3e-5
Warmup steps	0	0	500
Weight decay	0	0	0.0001

Table 10: Hyperparameters for fine-tuning WikiANN NER, CoNLL NER, and TyDiQA-GoldP.

## D Fixing Issues in the Arabic ACE Data

The ACE data are pre-processed using the code from Lin et al. (2020). We use the same document splits as Lin et al. (2020) for English (ACE05-E<sup>+</sup>) and Chinese (ACE05-CN). For Arabic, we use the document splits from Lan et al. (2020) following Yarmohammadi et al. (2021).

In the processed Arabic test set from Yarmohammadi et al. (2021), we observed 12 extremely long sentences with an average length of 381 tokens, which are significantly longer than the rest sentences with an average length of 28. This issue was also independently noticed by Huang et al. (2022b). A closer look reveals that these 12 sentences are 12 full articles in the original LDC release, which appear to be missing punctuation. We hire an Arabic native speaker to manually split them into sentences, resulting in 106 additional sentences (complete statistics in Table 11).

<sup>8</sup><https://github.com/google-research/xtreme>

<sup>9</sup><http://blender.cs.illinois.edu/software/oneie/>

	<i>en</i>	<i>en</i> <sup>†</sup>	<i>zh</i>	<i>ar</i>	<i>ar</i> <sup>†</sup>
Sent.	19,216	19,216	547	321	321
Entity	47,554	28,996	2,388	2,897	1,971
Relation	7,159	4,925	672	469	411
Trig.	4,419	3,125	190	232	232
Arg.	6,607	5,128	332	447	348
Tok/Sent	14.2	14.2	37.4	32.4	32.4

Table 11: Statistic of the ACE05 English(*en*) training set and Chinese(*zh*)/Arabic(*ar*) test set. We hire an Arabic native speaker to fix the Arabic test set by sentence-splitting the 12 articles that miss punctuation. †: remove pronoun entities and related annotations in events and relations.

## E More Experiments

In this section, we present more experiments to compare the EasyProject method with other approaches.

### E.1 Comparison to MulDA

Table 12 shows a direct comparison of EasyProject with MulDA (Liu et al., 2021), another translation-based label projection approach that has been recently proposed for NER. MulDA replaces named entities with placeholders one by one, such as ‘PER0’ and ‘LOC1’, then invokes the MT system separately for each entity to translate and project the data. MulDA is thus more time-consuming and costly than the EasyProject, which only requires one invocation of the MT system per sentence. We find that EasyProject-XML outperforms MulDA on German, Spanish, and Dutch at 50% less time cost, following MulDA’s experimental setup, which uses the CoNLL NER dataset and trains only on projected data. EasyProject also outperforms MulDA on two low-resource languages, as demonstrated in Table 14. In terms of translation speed, we calculate the relative time cost of EasyProject compared to translating the original sentences in CoNLL English data using the M2M model on four A40 GPUs. In Table 12, we observe EasyProject-XML takes twice as long to translate due to additional markers in both the input and output. Meanwhile, translating [] modified sentences are much faster with 1.4× relative time cost; however, we add the time cost of the EasyProject-XML method on top of that since EasyProject-[] requires spans that are translated with XML-based method to match entity labels. Details can be found in Appendix F.3.

Method	MT	<i>de</i>	<i>es</i>	<i>nl</i>	<i>time</i>
MulDA	GMT	73.9	75.5	79.6	-
MulDA	M2M	74.4	73.3	79.0	4.4×
XML-tags	GMT	74.3	<b>77.1</b>	79.8	-
XML-tags	M2M	75.3	73.4	79.1	2.0×
EasyProject-[]	GMT	74.9	70.3	<b>79.9</b>	-
EasyProject-[]	M2M	<b>76.1</b>	72.9	77.3	3.4×

Table 12: Comparison of MulDA (Liu et al., 2021) and EasyProject on CoNLL NER (F<sub>1</sub>), training on *projected data only*. EasyProject outperforms MulDA. *time*: relative time cost compared to translate original sentence.

### E.2 Comparison to Bitext Projection

Besides translation-projection, another alternative is bitext-projection, in which bilingual parallel corpora are used in place of a machine translation system. For example, we can apply a trained English IE model to the English side of the bilingual parallel corpus, then use word alignment to project the automatically predicted labels to the corresponding sentences in target language.

In Table 13, we show that bitext-projection improves F<sub>1</sub> of WikiANN NER on 6 out of 8 languages used in (Yarmohammadi et al., 2021) over the fine-tuning baseline (FT<sub>en</sub>), but is outperformed by EasyProject. For this experiment, we randomly sample 100,000 parallel sentences for each of the eight languages from the WikiMatrix (Schwenk et al., 2021a), an automatically mined bitext corpus from Wikipedia that matches the domain of WikiANN. We use an XLM-RoBERTa<sub>large</sub> NER model trained on WikiANN English data (83.9 F<sub>1</sub>) to generate named entity labels, then apply awesome-align to project labels to the target language. Finally, we train the XLM-RoBERTa<sub>large</sub> model on English and bitext-projected data together for 2 epochs (Bitext<sub>100k</sub>).

Bitext<sub>100k</sub> loses 13.9 F<sub>1</sub> score for Vietnamese (*vi*), most likely due to awesome-align projection errors being magnified by fine-tuning on 100,000 projected sentences. One surprising finding is that the Bitext<sub>100k</sub> improves by an absolute 4.4 F<sub>1</sub> score on Spanish and 1.1 F<sub>1</sub> on Russian. Translation-projection approaches struggle on these two languages as shown in Table 8.

Lang.	FT <sub>en</sub>	EasyProject	Bitext <sub>100k</sub>	EasyProject +Bitext <sub>100k</sub>
<i>ar</i>	48.5	56.3 (+7.6)	52.6 (+4.1)	51.3 (+2.8)
<i>de</i>	79.4	80.2 (+0.8)	81.0 (+1.6)	81.4 (+2.0)
<i>es</i>	74.8	75.6 (+0.8)	79.2 (+4.4)	77.7 (+2.9)
<i>fr</i>	80.1	80.8 (+0.7)	80.5 (+0.4)	82.4 (+2.3)
<i>hi</i>	69.5	75.7 (+6.2)	68.6 (-0.9)	74.6 (+5.1)
<i>ru</i>	71.1	68.2 (-2.9)	72.2 (+1.1)	68.6 (-2.5)
<i>vi</i>	74.2	76.0 (+1.8)	60.3 (-13.9)	77.5 (+3.3)
<i>zh</i>	27.1	45.9 (+18.8)	31.7 (+4.6)	44.5 (+17.4)
AVG	65.6	69.8 (+4.2)	65.8 (+0.2)	69.8 (+4.2)

Table 13: Comparison of NER F<sub>1</sub> on WikiANN between Bitext-Projection with 100,000 bilingual sentence pairs and EasyProject-[] using GMT.

Method	MT	Māori( <i>mi</i> )	Turkmen( <i>tk</i> )
mBERT <sup>†</sup>	-	21.8	47.2
XLM-RoBERTa <sub>base</sub> <sup>†</sup>	-	15.9	43.4
XLM-RoBERTa <sub>large</sub>	-	30.3	52.2
+ word-translation	PanLex	42.5	53.8
+ awesome-align	GMT	46.1	<b>60.7</b>
+ EasyProject-XML	GMT	<b>57.5</b>	59.8
+ EasyProject-[]	GMT	53.0	58.1
MulDA (Liu et al., 2021)	GMT	53.1	58.1

Table 14: F<sub>1</sub> scores for cross-lingual NER from English to two very **low-resource languages** on WikiANN. PanLex is a bilingual dictionary. †: English fine-tuning results reported in (Pfeiffer et al., 2020).

### E.3 Experiments on Low-resource Languages

To investigate the effectiveness of label projection on very low-resource languages (Pfeiffer et al., 2020), we conduct experiments on Māori (*mi*) and Turkmen (*tk*), which are not covered by the pre-trained language models (i.e., XLM-RoBERTa and mBERT) and have a small number of Wikipedia articles (~1.2k for Māori and ~0.5k for Turkman). As shown in Table 14, EasyProject-XML improves F<sub>1</sub> score by an absolute 27.5 F<sub>1</sub> score on Māori and 8.5 on Turkmen compared to fine-tuning only on English data. We also include a lexicon-based baseline, replacing English words with their word-to-word translations based on PanLex (Kamholz et al., 2014), a commonly used multilingual dictionary. Both EasyProject and awesome-align significantly improve F<sub>1</sub> scores compared to word-level translations, likely because word-level translations still follow the English word orders and fail to capture the variation of word orders in Māori and Turkmen. For example, Māori has a verb-subject-object word

order, while Turkmen uses a subject-object-verb. The improvement is less significant on Turkmen than Māori, potentially because Turkmen is close to Turkish, which is included in both mBERT and XLM-RoBERTa. This is also a plausible reason why awesome-align that uses mBERT did better on Turkmen.

## F More Analysis on EasyProject

Here, we present more analysis of the EasyProject method in comparison with the traditional pipeline approach based on word alignment.

### F.1 Translation Quality

We first measure the impact of adding markers on translation quality. Table 15 presents the data source of the parallel corpus, the number of sentence pairs used for evaluation, and the BLEU scores of M2M and GMT systems with three types of translations (Original, inserted with XML and [] special markers). We use the WMT-19 news translation task (WMT) (Bojar et al., 2017), TED Talk 2018 (TED18) (Qi et al., 2018), and Tatoeba (Tiedemann, 2020) parallel corpora. As there is no gold NER annotation on the parallel corpus, we create synthetic annotations by applying a WikiANN English NER model powered by XLM-RoBERTa<sub>large</sub> (83.9 F<sub>1</sub>) to the English side of the parallel corpus. We then apply the EasyProject method to translate sentences into the target language. After removing special markers in the translation outputs, we apply language-specific tokenization<sup>10</sup> and use the sacreBLEU<sup>11</sup> to calculate BLEU score against gold references.

### F.2 Projection Rate

We then compare the projection rate for all label projection methods, for which we divide the number of annotations after projection by the number of annotations occurring in the original training data. We also include the average number of successfully projected sentences after filtering out the incorrect ones, which have a different number of annotations compared to the source sentence. For example, the source sentence has a LOC and a PER

<sup>10</sup>[https://github.com/facebookresearch/fairseq/tree/main/examples/m2m\\_100/tokenizers](https://github.com/facebookresearch/fairseq/tree/main/examples/m2m_100/tokenizers)

<sup>11</sup><https://github.com/mjpost/sacrebleu>



Lang.	Corpus	#sent	M2M BLEU		
			Orig	XML	[]
Afrikaans ( <i>af</i> )	Tatoeba	1,374	54.5	43.4	41.0
Arabic ( <i>ar</i> )	TED18	1,997	15.8	11.5	10.9
Bulgarian ( <i>bg</i> )	TED18	1,997	36.0	29.9	30.1
Bengali ( <i>bn</i> )	TED18	187	19.4	17.4	15.7
German ( <i>de</i> )	TED18	1,997	42.0	35.7	36.9
Greek ( <i>el</i> )	TED18	1,997	34.3	28.6	29.1
Spanish ( <i>es</i> )	TED18	1,997	41.3	33.3	33.9
Estonian ( <i>et</i> )	TED18	953	22.1	15.3	16.2
Persian ( <i>fa</i> )	TED18	1,997	15.6	13.3	13.4
Finnish ( <i>fi</i> )	WMT	1,997	23.8	17.8	19.6
French ( <i>fr</i> )	TED18	1,997	31.9	29.9	29.8
Hebrew ( <i>he</i> )	TED18	1,997	23.9	16.8	17.4
Hindi ( <i>hi</i> )	TED18	1,070	12.8	11.9	11.6
Hungarian ( <i>hu</i> )	TED18	1,997	20.7	14.7	15.5
Indonesian ( <i>id</i> )	TED18	1,997	34.0	26.5	26.0
Italian ( <i>it</i> )	TED18	1,997	34.0	28.2	28.8
Japanese ( <i>ja</i> )	TED18	1,997	14.5	12.3	11.4
Javanese ( <i>jav</i> )	Tatoeba	262	3.3	3.1	1.5
Georgian ( <i>ka</i> )	TED18	829	5.4	3.3	3.3
Kazakh ( <i>kk</i> )	WMT	998	4.2	1.9	0.9
Korean ( <i>ko</i> )	TED18	1,997	18.3	15.1	14.5
Malayalam ( <i>ml</i> )	Tatoeba	802	34.5	31.7	32.8
Marathi ( <i>mr</i> )	TED18	963	12.5	10.4	9.7
Malay ( <i>ms</i> )	TED18	231	27.0	22.0	21.3
Burmese ( <i>my</i> )	TED18	1,285	8.2	7.5	4.1
Dutch ( <i>nl</i> )	TED18	1,997	33.3	26.8	26.9
Portuguese ( <i>pt</i> )	TED18	1,572	36.0	28.9	29.6
Russian ( <i>ru</i> )	WMT	1,997	32.5	28.2	29.3
Swahili ( <i>sw</i> )	Tatoeba	387	15.8	11.3	9.2
Tamil ( <i>ta</i> )	TED18	690	8.6	7.6	8.3
Thai ( <i>th</i> )	TED18	1,997	2.6	1.8	1.8
Tagalog ( <i>tl</i> )	Tatoeba	889	12.2	9.2	7.2
Turkish ( <i>tr</i> )	TED18	1,997	15.2	11.1	10.1
Urdu ( <i>ur</i> )	TED18	889	16.0	12.1	11.0
Vietnamese ( <i>vi</i> )	TED18	1,997	30.6	25.6	25.5
Yoruba ( <i>yo</i> )	Tatoeba	35	1.9	1.2	0.7
Chinese ( <i>zh</i> )	WMT	1,997	32.1	27.6	29.1
AVG	-	1,411	21.2	17.3	17.0

Lang.	Corpus	#sent	GMT BLEU		
			Orig	XML	[]
Arabic ( <i>ar</i> )	TED18	1,997	20.7	14.0	15.1
German ( <i>de</i> )	TED18	1,997	44.5	33.9	41.9
Spanish ( <i>es</i> )	TED18	1,997	45.9	34.2	35.4
French ( <i>fr</i> )	TED18	1,997	37.6	31.0	31.9
Hindi ( <i>hi</i> )	TED18	1,070	14.5	12.8	13.0
Russian ( <i>ru</i> )	WMT	1,997	36.4	28.5	35.2
Vietnamese ( <i>vi</i> )	TED18	1,997	32.8	28.5	27.0
Chinese ( <i>zh</i> )	WMT	1,997	40.6	33.4	37.1
AVG	-	1,881	34.1	27.0	29.6

Table 15: Statistics for the parallel corpus used in translation evaluation and the BLEU score of M2M and GMT translation system. We compare three types of translations: original translation (Orig), inserted with XML and [] special markers. We calculate the BLEU score after removing special markers in the translation output.

entity, but the projected sentence has two LOC entities. For QA-align in WikiANN NER, we show the average statistics for 5 languages (*ar, de, fr, ja, zh*) that have supervised training data.

As shown in Table 18, Google Translate (GMT) is very robust in handling special markers, and EasyProject has a nearly perfect 100% projection rate, higher than any word alignment-based method. Our manual inspection of 100 sentences, randomly sampled from the WikiANN training set for English to Chinese projection, also reveals that GMT+EasyProject successfully projects all sentences without mistakes on any target named entities, whereas awesome-align only projected 94 sentences and caused 4 entity projection errors. In contrast, when combined with M2M translation, EasyProject fails to project more annotations than the word aligners. Yet, due to a simple filtering rule that applies to both EasyProject and word alignment methods to remove sentences with different numbers of annotations before and after projection, the lower projection rate only reduces the quantity but not the quality of projected data. According to our manual analysis, EasyProject is less likely to introduce errors than word alignment because the use of special markers encourages full span projection. For the same aforementioned 100 sentences, M2M+EasyProject yields 80 Chinese sentences after filtering, with only 2 (2.5%) entity projection errors, whereas M2M+Awesome-align has a much higher (6.6%) error rate with 6 errors in 91 Chinese sentences.

We found that most errors are caused by partial or missed alignments, which often occur when a span contains multiple words, a sentence contains many spans, or when both a Chinese transliteration and the original English name occur together in the translated sentence, which is a correct way to translate but poses challenges for label projection. More examples of alignment errors can be found in Table 16 in Appendix.

### F.3 Translation Speed

Additional special markers added to the source sentence will affect the translation speed. In Table 17, we show the number of tokens in the input and translation output (German) for sentences from the CoNLL-2002/2003 NER English training set. All sentences are tokenized by the M2M tokenizer.

<b>English #1:</b> <u>Pino Daniele</u> ( 1955 - 2015 )
<b>Alignment-based:</b> 皮诺·丹尼埃尔 ( <u>Pino Daniele</u> , 1955 - 2015 年)
<b>EasyProject:</b> <u>皮诺·丹尼尔</u> (1955 - 2015 年)
<b>English #2:</b> <u>Dean of Wolverhampton</u> ( 1373 - 1394 )
<b>Alignment-based:</b> 沃尔弗 <u>汉普顿伯爵</u> , 1373 - 1394 年
<b>EasyProject:</b> <u>沃尔弗汉普顿伯爵</u> , 1373 - 1394

Table 16: Examples from WikiANN dataset using M2M translation. Underline means correct projection. **Blue** color denote the projected spans from two methods. In the first example, for the alignment-based method, the Chinese translation (“皮诺·丹尼埃尔”) and the original English span (“Pino Daniele”) occur together in the translation. Alignment-based method project to “Pino Daniele” and miss the correct projection “皮诺·丹尼埃尔”. In the second example, the alignment-based method misses the “沃尔弗” which is a part of the translation for “Wolverhampton”.

We also show the translation time per sentence and per entity on  $4 \times A40$  GPUs with a batch size of 32. We estimate EasyProject-XML takes  $2 \times$  translation time compared to translating original sentences and EasyProject-[] takes  $3.4 \times$  time as it requires additionally translating the sentences inserted with XML-based markers and entity spans to identify the correspondence of labels.

	#Inputs	#Outputs	Time (seconds)
Original	321,483	369,114	8,992.2
XML	512,693	538,890	17,984.4
[]	368,238	409,953	10,490.9
Entity	115,971	139,539	2,349.9

Table 17: Number of tokens in the three types of input sentences: original CoNLL NER English training data, add XML and [] special markers; and their corresponding German translated results. Time is the total translation clockwise time (in seconds).

		M2M+Word Aligner			M2M+Markers		GMT+Word Aligner			GMT+Markers	
		QAalign	awesome	awesome <sub>ft</sub>	XML	EProj.	QAalign	awesome	awesome <sub>ft</sub>	XML	EProj.
NER	# Sents	18,895(5)	18,904	19,227	16,711	17,128	19,187(5)	19,003	19,408	20,000	20,000
	ProjRate	94.5(5)	94.3	95.9	88.3	89.7	96.0(5)	94.8	98.2	100	100
	AVG F <sub>1</sub>	54.7(5)	62.7	63.6	66.5	67.4	56.3(5)	64.0	66.7	67.8	69.4
Event	# Sents	16,144	15,916	16,231	13,631	13,936	16,264	16,631	16,903	19,185	19,185
	Proj. Rate	89.7	88.9	93.4	75.7	76.8	90.4	92.6	93.6	99.9	99.9
	AVG F <sub>1</sub>	42.5	44.3	44.8	42.4	43.3	42.7	44.9	44.4	44.0	46.0
QA	# Sents	-	3,619	3,651	1,639	1,639	-	3,623	3,649	3,695	3,695
	Proj. Rate	-	97.9	98.9	44.3	44.3	-	97.8	99.1	100	100
	AVG F <sub>1</sub>	-	64.9	65.2	49.8	51.0	-	65.6	66.0	67.4	68.7

Table 18: Diagnosis analysis of projected data based on two metrics: percentage of projected annotations (Proj Rate) and average F<sub>1</sub> (AVG F<sub>1</sub>) across target languages of XLM-RoBERTa<sub>large</sub> trained *only* on the projected data. For QAalign in NER, we show 5 languages (*ar,de,fr,ja,zh*).

Lang.	XLM-R <sub>large</sub>	+EasyProject	mT5 <sub>large</sub>	+EasyProject	mT5 <sub>XL</sub>	+EasyProject	mT5 <sub>XXL</sub>	+EasyProject
<i>af</i>	78.6	79.2 (+0.6)	79.2	81.0 (+1.8)	77.2	79.6 (+2.4)	-	-
<i>ar</i>	48.5	56.3 (+7.8)	53.1	66.1 (+13.0)	57.4	68.0 (+10.6)	62.2	66.1 (+3.9)
<i>bg</i>	82.1	80.6 (-1.5)	58.5	77.0 (+18.5)	61.5	76.1 (+14.6)	-	-
<i>bn</i>	75.1	80.9 (+5.8)	57.3	76.2 (+18.9)	65.7	75.8 (+10.1)	-	-
<i>de</i>	79.4	80.2 (+0.8)	75.6	77.9 (+2.3)	75.9	77.6 (+1.7)	76.5	77.3 (+0.8)
<i>el</i>	79.3	75.0 (-4.3)	61.6	81.6 (+20.0)	79.4	77.2 (-2.2)	-	-
<i>es</i>	74.8	75.6 (+0.8)	85.7	87.0 (+1.2)	86.3	85.3 (-1.0)	85.6	86.4 (+0.8)
<i>et</i>	79.6	80.1 (+0.5)	71.8	72.8 (+1.0)	71.7	73.2 (+1.4)	-	-
<i>eu</i>	63.6	69.0 (+5.4)	64.0	68.0 (+4.0)	64.0	74.1 (+10.1)	-	-
<i>fa</i>	64.3	52.0 (-12.3)	47.0	67.5 (+20.5)	46.1	64.9 (+18.8)	-	-
<i>fi</i>	80.6	80.3 (-0.3)	74.6	78.0 (+3.4)	73.5	79.2 (+5.7)	-	-
<i>fr</i>	80.1	80.8 (+0.7)	84.6	84.9 (+0.3)	83.8	84.2 (+0.4)	83.4	84.2 (+0.8)
<i>he</i>	56.0	67.1 (+11.1)	53.3	63.3 (+10.1)	57.9	66.1 (+8.2)	-	-
<i>hi</i>	69.5	75.7 (+6.2)	70.1	76.0 (+5.9)	74.8	77.1 (+2.2)	76.0	76.4 (+0.4)
<i>hu</i>	81.0	80.7 (-0.3)	76.0	82.0 (+6.0)	76.5	80.0 (+3.5)	-	-
<i>id</i>	52.4	53.9 (+1.5)	77.6	77.9 (+0.3)	82.2	82.3 (+0.1)	-	-
<i>it</i>	81.3	80.9 (-0.4)	86.2	86.4 (+0.1)	86.4	85.5 (-1.0)	-	-
<i>ja</i>	18.0	43.5 (+25.5)	28.3	38.3 (+10.0)	29.8	38.0 (+8.3)	-	-
<i>lv</i>	62.3	69.8 (+7.5)	72.4	75.7 (+3.2)	72.9	72.3 (-0.6)	-	-
<i>ka</i>	68.8	74.7 (+5.9)	60.6	72.2 (+11.6)	67.1	72.5 (+5.4)	-	-
<i>kk</i>	53.5	54.2 (+0.7)	32.7	53.1 (+20.4)	26.1	51.7 (+25.5)	-	-
<i>ko</i>	57.9	61.9 (+4.0)	33.7	39.1 (+5.4)	30.6	44.7 (+14.1)	-	-
<i>ml</i>	63.5	64.3 (+0.8)	42.1	65.1 (+23.0)	42.5	63.9 (+21.3)	-	-
<i>mr</i>	63.9	67.1 (+3.2)	49.6	57.4 (+7.9)	53.9	55.6 (+1.8)	-	-
<i>ms</i>	64.1	74.1 (+10.0)	79.3	79.6 (+0.3)	80.5	79.4 (-1.1)	-	-
<i>my</i>	53.5	62.0 (+8.5)	35.0	38.7 (+3.7)	31.9	33.0 (+1.1)	-	-
<i>nl</i>	84.1	83.1 (-1.0)	84.2	85.5 (+1.3)	83.5	84.1 (+0.5)	-	-
<i>pt</i>	82.0	80.1 (-1.9)	83.0	82.9 (+0.0)	83.5	82.7 (-0.8)	-	-
<i>ru</i>	71.1	68.2 (-2.9)	55.3	70.8 (+15.6)	59.8	70.1 (+10.3)	65.6	72.8 (+7.2)
<i>sw</i>	68.5	70.7 (+2.2)	65.9	66.4 (+0.5)	66.8	73.9 (+7.1)	-	-
<i>ta</i>	58.8	64.3 (+5.5)	49.5	61.7 (+12.1)	52.6	63.3 (+10.7)	-	-
<i>te</i>	55.6	57.4 (+1.8)	47.4	57.5 (+10.1)	51.3	57.8 (+6.5)	-	-
<i>th</i>	0.7	15.1 (+14.4)	2.0	3.8 (+1.8)	2.0	7.4 (+5.4)	-	-
<i>tl</i>	73.0	80.0 (+7.0)	80.6	81.6 (+1.0)	81.9	83.2 (+1.3)	-	-
<i>tr</i>	80.3	79.6 (-0.7)	68.8	69.7 (+1.0)	71.4	68.8 (-2.6)	-	-
<i>ur</i>	63.6	74.7 (+11.1)	51.4	65.4 (+14.0)	56.9	67.0 (+10.1)	-	-
<i>vi</i>	74.2	76.0 (+1.8)	81.4	83.0 (+1.6)	81.7	82.0 (+0.4)	82.4	79.6 (-2.8)
<i>yo</i>	37.1	73.8 (+36.7)	75.7	82.3 (+6.6)	75.5	78.4 (+3.0)	-	-
<i>zh</i>	27.1	45.9 (+18.8)	31.1	39.7 (+8.7)	31.6	39.8 (+8.2)	36.3	43.2 (+6.9)
<i>AVG</i>	64.3	68.9 (+4.6)	61.2	68.5 (+7.4)	62.9	68.6 (+5.7)	71.0	73.3 (+2.3)

Table 19: Cross-lingual NER F<sub>1</sub> on WikiANN for mT5 and XLM-RoBERTa<sub>large</sub>. Due to the computing limit, we run the largest mT5<sub>XXL</sub> model on 8 languages which were chosen following Yarmohammadi et al. (2021). The performance is averaged over 3 runs for XLM-R<sub>large</sub> and mT5<sub>large</sub> models, and 1 run for mT5<sub>XL</sub> and mT5<sub>XXL</sub> models. Models are fine-tuned on a combination of English and GMT + EasyProject-[] data.