

OpTree: An Efficient Algorithm for All-gather Operation in Optical Interconnect Systems

Fei Dai*, Yawen Chen, Zhiyi Huang, Haibo Zhang

Department of Computer Science, University of Otago, Dunedin, New Zealand

Email: {travis, yawen, hzy, haibo}@cs.otago.ac.nz

Abstract—All-gather collective communication is one of the most important communication primitives in parallel and distributed computation, which plays an essential role in many HPC applications such as distributed Deep Learning (DL) with model and hybrid parallelisms. To solve the communication bottleneck of All-gather, optical interconnection network can provide unprecedented high bandwidth and reliability for data transfer among the distributed nodes. However, most traditional All-gather algorithms are designed for electrical interconnection, which cannot fit well for optical interconnect systems, resulting in poor performance. This paper proposes an efficient scheme, called OpTree, for All-gather operation on optical interconnect systems. OpTree derives an optimal m -ary tree corresponding to the optimal number of communication stages, which achieves the minimum communication time. We further analyze and compare the communication steps of OpTree with existing All-gather algorithms. Theoretical results exhibit that OpTree requires much less number of communication steps than existing All-gather algorithms on optical interconnect systems. Simulation results show that OpTree can reduce communication time by 72.21%, 94.30%, and 88.58% respectively compared with three existing All-gather schemes WRHT, Ring, and NE, respectively.

Index Terms—Optical interconnects, all-gather, DNN, WDM

I. INTRODUCTION

With the increasing number of GPUs integrated into systems, performing efficient communication among GPUs is crucial for running HPC applications. All-to-all communications (e.g., MPI All-gather operation) are heavily used to perform Fast Fourier Transforms (FFT) in many legacy scientific applications when data is distributed into multiple processes [1]. All-gather operation is also gaining attention recently for performing model or hybrid parallelisms for training distributed Deep Neural Networks (DNNs) on GPU clusters [2]. With the current software and hardware development for machine learning, optimizing All-gather communication on the current and next-generation dense-GPU systems is of great importance.

Although many algorithms for All-gather operation have been proposed to improve the performance on electrical interconnect systems, there are still communication bottlenecks in current electrical interconnect systems [3]. For example, in distributed model-parallel DNN training, frequent communications with large data transfer among distributed nodes are required. This may cause communication bottlenecks in electrical interconnect systems. With the development of silicon photonics, emerging optical networks can provide concurrent

communication capacities due to Wavelength Division Multiplexing (WDM). They promise data transmission rates several orders of magnitude higher than current electrical networks. With optical networks, the communication bottleneck can be avoided for many time-critical applications in datacenters, such as scientific visualization, high-speed simulation of climate change, parallel and distributed training of deep learning, etc.

Most traditional All-gather algorithms cannot fit well for optical interconnect systems because they do not take advantage of optical transmissions such as WDM. Although there are some works on all-to-all broadcast in optical networks, most of them focus on fault tolerance [4] or reducing the usage of wavelengths [5] rather than reducing communication time.

Inspired by the uniform routing and multi-stage model [5] in optical networks, we propose an efficient scheme, OpTree, for All-gather operation on optical ring interconnect systems, aiming at minimizing the communication time. We use the ring topology because it is more feasible to be deployed and existing prototypes such as TeraRack [3] have already implemented it. To the best of our knowledge, OpTree is the first scheme to optimize the communication time for All-gather operation in optical interconnect systems.

Our main contributions are summarized as follows:

- We propose an efficient scheme OpTree based on m -ary tree structure for All-gather operation in optical interconnect networks. OpTree derives the optimal m -ary tree corresponding to the optimal number of communication stages and achieves the minimum communication time among all options of the m -ary tree.
- We analyze and compare the communication steps of OpTree with existing All-gather algorithms. Theoretical results show that OpTree requires a much smaller number of communication steps than existing All-gather algorithms on optical interconnect systems.
- We evaluate OpTree with extensive simulations. Compared to existing All-gather algorithms WRHT, Ring, and NE, OpTree can reduce communication time by 56.36%, 92.76%, and 85.54% on average in optical interconnect systems with different number of nodes. OpTree can also reduce communication time by 88.06%, 95.84%, and 91.69%, respectively, in a 1024-node optical interconnect system using different wavelengths.

The rest of this paper is organized as follows. Section II presents the related works. Section III illustrates the optical interconnect architecture, motivation, the design of OpTree, the analysis of communication steps and communication time. Section IV evaluates OpTree under different scenarios. Finally, Section V concludes the article.

II. RELATED WORK

Since the standardization of MPI, All-gather operation in electrical interconnect systems has been extensively studied by researchers and engineers. To reduce the bandwidth bottleneck of the electrical link, hierarchical algorithms [6], [7], multi-leader approach [8], and multi-lane communication [9] were proposed. To minimize the number of links traversed during inter-node communication, a topology-aware collective algorithm [10] was proposed. A general optimization method that can be applied in different architectures was also proposed in [11]. However, they are not suitable for optical interconnect system.

Collective communication in optical networks was first proposed in [12]. The authors discussed the bounds on the number of wavelengths and communication steps needed for broadcast and gossiping based on one-stage and multi-stage models. Many studies focused on specific topologies for one-stage collective communication to reduce the number of wavelengths, such as ring, torus, mesh, hypercubes, and trees [13]. In [14], the authors proposed a one-stage broadcasting model in WDM networks considering the tap-and-continue feature of optical nodes. Many follow-up investigations were carried out based on multi-stage models in different topologies. In [15], the authors studied the uniform all-to-all routing problem using the multi-stage model in a symmetric directed ring to reduce the number of wavelengths. In [5], the authors proposed a general multi-stage routing and wavelength assignment to reduce the number of wavelengths in the optical network. Our work differs from these works as we aim to optimize the time for All-gather operation in optical interconnect systems.

III. THE OPTREE SCHEME

A. Optical Interconnect Architecture

We assume OpTree adopts the microring resonators (MRRs)-based optical switch called TeraRack [16], while it is applicable to other similar optical interconnect systems. Fig. 1 (a) shows a TeraRack node and its components based on TeraPHY silicon photonics technology. We assume homogeneous GPUs are used as the computing devices. There are four optical interfaces on a TeraRack node. Each interface has 64 micro-ring resonators to select and forward any subset of 64 wavelengths. The laser is based on a comb laser source called SuperNova Light Supply [16]. On the transmit side (Tx), an off-chip comb laser generates light that is steered into the node via a fiber coupler toward an array of MRRs modulating the accelerator's transmitting data at 40 Gbps per wavelength. On the receiver side (Rx), the second array of MRRs selects the wavelengths targeted at

the accelerator and passes through the remaining wavelengths. Fig. 1 (b) shows that the nodes interconnect with their adjacent nodes in a ring topology (two rings for two directions are shown for clarity). In the data plane, the traffic is transmitted across four single-mode fiber rings: two clockwise and two counterclockwise. The Routing and Wavelength Assignment (RWA) configuration is done in the control plane, where the wavelengths can be dynamically placed around the fiber rings. The details of the system parameters are shown in Section IV.

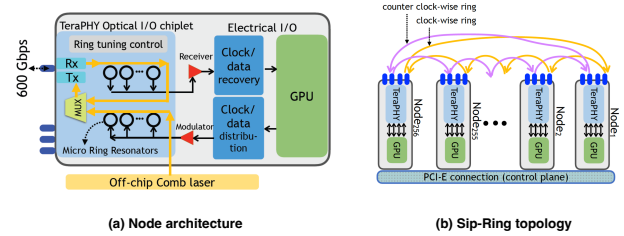


Fig. 1. Optical interconnection architecture: (a) TeraRack node, (b) Double ring topology [16].

B. Preliminary

The role of the All-gather operation is to make every worker concurrently broadcast the data item until every worker receives the data item from each other. In an optical interconnect system, the All-gather operation corresponds to all-to-all broadcast routing using concurrent optical communications by multiple wavelengths. When the network size is large, the basic approach of one-stage model can lead to an unrealistically large number of wavelengths when realizing all-to-all routing, as can be seen in the following lemma [5].

Lemma 1. *In an N -node optical interconnect system, the minimum number of wavelengths needed for all-to-all routing under one-stage model is $\lfloor \frac{N^2}{4} \rfloor$ in line and $\lceil \frac{N^2}{8} \rceil$ in ring.*

Since the number of wavelengths in the optical interconnect system is limited, multi-stage (k -stage, $k \geq 2$) model can be used to reduce the number of wavelengths, which takes k communication stages to complete all-to-all optical communication [12]. For the k -stage model, the optical signals must be converted to electronic form $k - 1$ times before the All-gather operation is completed. However, most designs for multi-stage model only focus on reducing the number of wavelengths but fail to address the performance of All-gather. Therefore, we propose an efficient scheme, OpTree, for All-gather operation on optical interconnect systems based on m -ary tree [17] structure. OpTree can optimize the communication time of All-gather. In graph theory, an m -ary tree is a tree structure in which each internal node has no more than m children. A binary tree is a special case where $m = 2$.

Lemma 2. *For an m -ary tree with height k , the upper bound for the maximum number of leaves is m^k .*

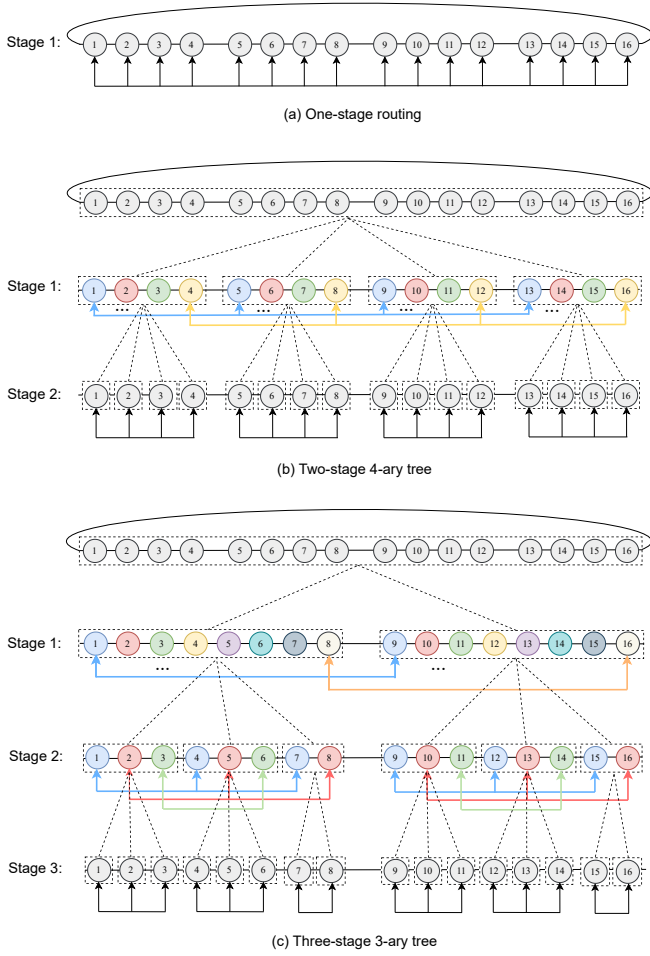


Fig. 2. (a) One-stage, (b) Two-Stage 4-ary tree, and (c) Three-stage 3-ary tree.

C. Motivation

We use a motivation example to illustrate the trade-off between the communication time and the number of stages for our design. We assume that the system has 16 nodes based on the architecture of Fig. 1, the number of available wavelengths is 2, and every node has an amount of data d to collect from all the other nodes. We compare the communication time for the following three schemes: (a) One-stage routing, (b) Two-stage 4-ary tree, and (c) Three-stage 3-ary tree.

One-stage routing: As shown in Fig. 2 (a), one stage routing conducts all-to-all broadcast among all nodes without any intermediate relay nodes. This requires $\lceil \frac{16^2}{8} \rceil = 32$ wavelengths according to Lemma 1. Since the number of available wavelengths is 2, it takes $\lceil \frac{32}{2} \rceil = 16$ communication steps (time slots) to finish the All-gather operation.

Two-stage 4-ary tree: As shown in Fig. 2 (b), the whole group of 16 network nodes is taken as a super root node of a full 4-ary tree, which is partitioned into 4 children (subgroup) in stage 1. Each child tree node contains 4 network nodes. During stage 1, the network nodes on the i th position in each sibling node perform all-to-all routing using one stage model along the

ring, and the amount of data sent is d . So, the network nodes 1, 5, 9, and 13 (marked in blue) perform all-to-all routing as a subset, and 2, 6, 10 and 14 (marked in red) perform all-to-all routing as a subset, and so on. Since these four subsets share the optical links in the ring, the wavelength requirement for stage 1 is $4 \cdot \lceil \frac{4^2}{8} \rceil = 8$. This requires 4 communication steps (time slots) to complete. In stage 2, each subgroup (child node of the root node) is further partitioned into 4 children, with each child node having one network node (leaf of the 4-ary tree). During stage 2, sibling nodes conduct all-to-all routing using one stage model on the segment of the ring, and the amount of data sent is $4d$. So, network nodes 1, 2, 3, and 4 perform all-to-all routing as a subset, and 5, 6, 7 and 8 perform all-to-all routing as a subset, and so on. To achieve load balancing in each stage, each wavelength is loaded with a data item of size d . Since these four subsets do not share the optical links in the segment of the ring (line), the wavelength requirement of stage 2 is $4 \cdot \lceil \frac{4^2}{4} \rceil = 16$. This requires 8 communication steps (time slots) to finish. Therefore, the total number of communication steps by two-stage 4-ary tree is $\lceil \frac{8}{2} \rceil + \lceil \frac{16}{2} \rceil = 12$.

Three-stage 3-ary tree: As shown in Fig. 2 (c), the three-stage 3-ary tree scheme allows each node to contain at most 3 children with depth of $\log_3 16 = 3$ (i.e., 3 stages). Accordingly, we can calculate the wavelength requirements for stages 1, 2, and 3 are $8 \times \lceil \frac{2^2}{8} \rceil = 8$, $2 \times 3 \times \lceil \frac{3^2}{4} \rceil = 12$, and $6 \times \lceil \frac{3^2}{4} \rceil = 12$ respectively. Therefore, the total number of communication steps to finish the All-gather operation by the three-stage 3-ary tree is $\lceil \frac{8}{2} \rceil + \lceil \frac{12}{2} \rceil + \lceil \frac{12}{2} \rceil = 16$.

We can see that 4-ary tree scheme has the least number of communication steps among these three schemes. One-stage model only uses one stage but requires more time slots than 4-ary tree scheme, whereas 3-ary tree scheme uses more stages than 4-ary tree scheme, but still requires more time slots than 4-ary tree scheme. So, there is a trade-off between communication time and the number of stages by m -ary tree to conduct All-gather operation on optical interconnect systems. The challenging problem is: for a given number of nodes and available wavelengths in the optical interconnect system, how to find the optimal m -ary tree with the optimal number of stages that minimizes communication steps and communication time among all the options of the m -ary tree.

D. Design of OpTree

To address the above challenge, we design an efficient scheme OpTree, represented by m -ary tree structure with the number of All-gather stages represented by the tree depth of k . We first present the routing algorithm and then analyze the communication steps and communication time by OpTree.

1) Routing of OpTree: Assume that the number of nodes in the optical interconnect system is N , and the number of available wavelengths is w . Therefore, the i th level of the m -ary tree corresponds to the i th stage of All-gather operation. As illustrated in Fig. 3, the k -level m -ary tree is constructed by recursively partitioning the group of network nodes into m

sub-groups as child tree nodes. According to Lemma 2, each parent tree node has at most $m = N^{\frac{1}{k}}$ child tree nodes, with each child tree node containing $N^{\frac{k-1}{k}}$ network nodes at the i th level of m -ary tree. The depth of the m -ary tree is $k = \log_m N$, which is also the number of stages for All-gather operation. The detailed working principle of OpTree is described below.

Stage 1: Initially, the whole group of N network nodes is regarded as the root tree node, which is divided into m child tree nodes denoted as G_1^1, \dots, G_m^1 with each child node containing $\lceil \frac{N}{m} \rceil$ network nodes. During stage 1, the network node on the i th ($i \in [1, \lceil \frac{N}{m} \rceil]$) position in each of these m sibling nodes can form a subset to perform all-to-all routing by one-stage model. For example, the blue node (node 1) in each of G_1^1, \dots, G_m^1 broadcasts its data item with size d to all the other blue nodes by one-stage model along the ring.

Stage j : Recursively, each node in stage $j-1$ containing $\lceil \frac{N}{m^{j-1}} \rceil$ network nodes is further partitioned into m child nodes denoted as G_1^j, \dots, G_m^j with each child node having $\lceil \frac{N}{m^j} \rceil$ network nodes, until each child node only contains one network node at the last stage k . During stage j , the network node in the i th ($i \in [1, \lceil \frac{N}{m^j} \rceil]$) position in each of its m sibling nodes can form a subset to perform all-to-all routing by one-stage model. For example, during stage 2, the blue node (node 1) in each of G_1^2, \dots, G_m^2 broadcasts its data item to all the other blue nodes among sibling nodes. During stage k , each leaf node contains only one network node, so G_1^k, \dots, G_m^k exchange data with each other among sibling nodes by one-stage model. In stage j , the number of network nodes in each tree node is $\lceil \frac{N}{m^j} \rceil$, and each network node has $m^{j-1}d$ data to send by m^{j-1} wavelengths for load balance.

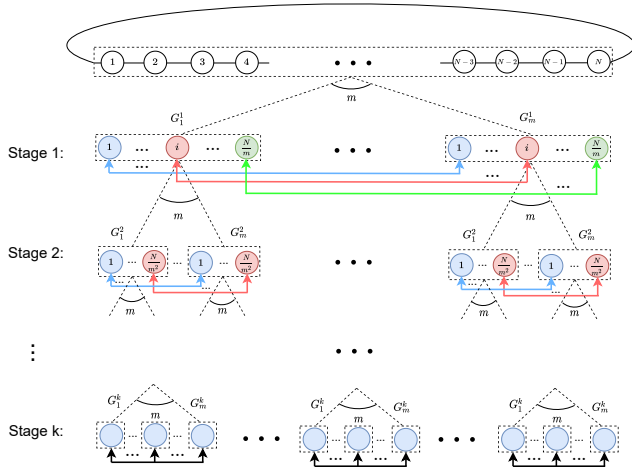


Fig. 3. The working principle in OpTree algorithm.

2) Analysis of Communication Steps: In order to achieve load balancing, OpTree algorithm specifies that each wavelength carries the same amount of data d during each communication step. Therefore, the communication time of All-gather by OpTree is mainly determined by the total number of communication steps, which we calculate as follows.

Theorem 1. In an N -node optical ring interconnect system with w available wavelengths, the total number of communication steps needed to perform All-gather operation during k stages ($k \geq 2$) by OpTree is $\lceil \frac{(2k-1)N^{1+\frac{1}{k}}}{8w} \rceil$.

Proof. In stage 1, since there are $\lceil \frac{N}{m} \rceil$ subsets sharing the optical links, the number of communication steps is $\lceil \frac{m^2}{8w} \rceil \times \lceil \frac{N}{m} \rceil$. For each of the subsequent $k-1$ stages, the required number of communication steps in stage j ($j \in [2, k]$) is $m^{j-1} \times \lceil \frac{N}{m^j} \rceil \times \lfloor \frac{m^2}{4w} \rfloor = \lfloor \frac{m^2}{4w} \rfloor \times \lceil \frac{N}{m} \rceil$. Let S be the total number of communication steps for all the k stages of OpTree, which can be obtained as follows.

$$S = \lceil \frac{(2k-1)N^{1+\frac{1}{k}}}{8w} \rceil. \quad (1)$$

Therefore, the theorem holds. \square

By Theorem 1, the optimal m -ary tree corresponding to the optimal number of communication stages can be derived as follows, which can achieve the minimum communication time among all the m -ary tree options.

Theorem 2. In an N -node optical ring interconnect system with w available wavelengths, the optimal number of communication steps by OpTree for finishing the All-gather operation is obtained at $k^* = \left\lceil \frac{\ln N + \sqrt{\ln N (\ln N - 2)}}{2} \right\rceil$.

Proof. Assuming that S is a continuous function and k is a variable in Eq. (1), the number of communication steps is minimized when $\frac{\partial S}{\partial k} = 0$. It can be derived that

$$\frac{\partial S}{\partial k} = \frac{N^{1+\frac{1}{k}}}{4w} - \frac{N^{1+\frac{1}{k}} \cdot \ln N \cdot (2k-1)}{8wk^2}.$$

Let $\frac{\partial S}{\partial k} = 0$. S is minimized when

$$k^* = \left\lceil \frac{\ln N + \sqrt{\ln N (\ln N - 2)}}{2} \right\rceil, \quad (2)$$

where $\lceil \cdot \rceil$ represents the integer rounding operation. \square

Table I summarizes the number of communication steps between different algorithms for the All-gather operation, including the traditional Ring All-gather [18], Neighbor Exchange (NE) [18], WRHT¹ [19], and One-stage model.

3) Communication Time of OpTree: Since we obtain the optimal number of communication steps, we can further derive the total communication time to finish the All-gather operation by OpTree, denoted as T_{comm} :

$$T_{comm} = \left(\frac{d}{B} + a \right) \lceil \frac{m \log_m N N}{4w} \rceil, \quad (3)$$

where a is the O/E/O conversion delay and the reconfiguration delay of the MRRs, B is the bandwidth per wavelength, d is

¹WRHT algorithm is an algorithm designed for All-reduce [19], which can be extended to the All-gather operation. $\theta = \lceil \log_p N \rceil$ and $p = 2w + 1$.

TABLE I
COMMUNICATION STEP COMPARISON FOR DIFFERENT ALL-GATHER
ALGORITHMS IN OPTICAL INTERCONNECT SYSTEMS.

Algorithm	Communication steps	Number of steps $N = 1024, w = 64$
Ring	$N - 1$	1023
NE	$\frac{N}{2}$	512
WRHT	$\left\lceil \frac{N-p}{p-1} \right\rceil + \left\lceil \frac{2(\theta-1)N}{p} \right\rceil + 1$	259
One-Stage	$\left\lceil \frac{N^2}{8w} \right\rceil$	128
OpTree	$\left\lceil \frac{(2k^*-1)N^{1+\frac{1}{k^*}}}{8w} \right\rceil$	70 ($k^* = 7$)

the amount of transferred data to be received initially for each node, and S represents the total number of communication steps. Since the parameters of d , B , and a are all constant values, the optimal communication time using OpTree can be achieved when the number of communication steps is minimized according to Theorem 2, as shown below.

Theorem 3. In an N -node optical ring interconnect system with w available wavelengths, the optimal communication time by OpTree for All-gather operation is $(\frac{d}{B} + a) \left\lceil \frac{Nm^* \log_m N}{4w} \right\rceil$.

IV. EVALUATION

A. Simulation setup

We use the same optical interconnect simulator as [19] to test the performance of OpTree. The bidirectional ring topology for the optical interconnect system is the same as tera-Rack [16]. The default number of wavelengths is 64, and the bandwidth per wavelength is 40 Gbps. The optical transmission packet is 128 bytes, and the flit size is 32 bytes. The data type for the All-gather operation is set to be float32, and each node in the optical interconnect system has one GPU. The reconfiguration delay of MRRs is $25 \mu s$ [3], and the conversion latency of O/E/O is one cycle/flit [20].

B. Optimal k -stage m -ary Tree

In this set of simulations, we verify that OpTree can find an optimal m -ary tree for All-gather operation with minimum communication time among different m -ary tree options under different numbers of nodes. We vary the number of nodes from 512 to 4096 with the message size set to 4M. All results in Fig. 4 are normalized by dividing the optimal result of OpTree.

Fig. 4 shows four line charts representing the performance comparison of m -ary trees with different depths (denoted by k) for All-gather operation with 512, 1024, 2048, and 4096 nodes. $k = 1$ means we adopt the one-stage model for the All-gather operation. The inset of Fig. 4 is a magnified part of four line charts under different numbers of nodes. It can be seen that there is a trade-off between the depth of m -ary trees and the number of nodes in the optical interconnect system. With the increasing tree depth from 5 to 9, the performance for 512 nodes stays still at first and then increases dramatically, while the performance for 1024 nodes first decreases and stays

the same, then increases rapidly afterwards. The performance for 2048 nodes keeps dropping to the bottom at depth 7 and then increases. The performance for 4096 nodes is similar to that of 2048 nodes, as it first decreases dramatically, reaches the bottom at depth 8, and then increases slightly. It can be seen that the optimal performance can be achieved at depths 6, 6, 7, and 8 for 512, 1024, 2048, and 4096 nodes, respectively. This is consistent with the theoretical results obtained from Theorem 2 and Theorem 3, which shows the correctness of OpTree. Compared with the one-stage model in a ring for different numbers of nodes, OpTree can reduce communication time by 96.85% on average.

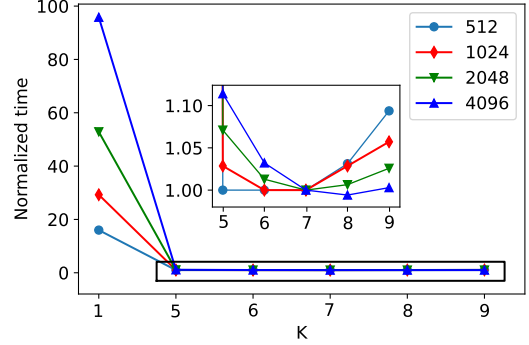


Fig. 4. Performance comparison of OpTree with different depths (denoted by k) for different number of nodes.

C. Performance Comparison

In this set of simulations, we first compare the performance of OpTree with existing schemes including WRHT [19], Ring [18], and NE [18] under 1024 and 2048 nodes in the optical interconnect system with message sizes ranging from 4M to 128M with 64 wavelengths. Then, we further compare these algorithms by increasing the available wavelengths to 96 and 128 under 1024 nodes. All results in Fig. 5 and Fig. 6 are normalized by dividing the first result of OpTree.

Fig. 5 shows the performance comparison between OpTree, WRHT, Ring, and NE algorithms for All-gather operation using different numbers of nodes. From Fig. 5 (a) and (b), we can see that the time of OpTree is the lowest and the time of Ring is the highest among different message sizes. The time of these algorithms increases slowly with the increasing of message size. As the number of nodes increases from 1024 to 2048, the total time of WRHT gradually reduces, getting close to OpTree. That is because, with the increasing number of nodes, the number of communication steps of OpTree grows faster than that of WRHT. Fig. 6 shows the performance comparison between OpTree, WRHT, Ring, and NE algorithms for All-gather operation using different wavelengths. From Fig. 6 (a) and (b), we can see that OpTree has the least time cost and Ring has the highest time cost under both 96 and 128 wavelengths. When the wavelength increases from 96 to 128, the time for OpTree slightly decreases while WRHT shows an increasing trend with the increase of messages size. Specifically, the time

of WRHT is smaller than Ring but slightly larger than NE when the wavelength is set to 128.

Compared to WRHT, Ring, and NE, OpTree can reduce communication time by 56.36%, 92.76%, and 85.54% on average in the optical interconnect system under different numbers of nodes, and can reduce communication time by 88.06%, 95.84%, and 91.69% on average in the 1024-node optical interconnect system under different wavelengths, respectively.

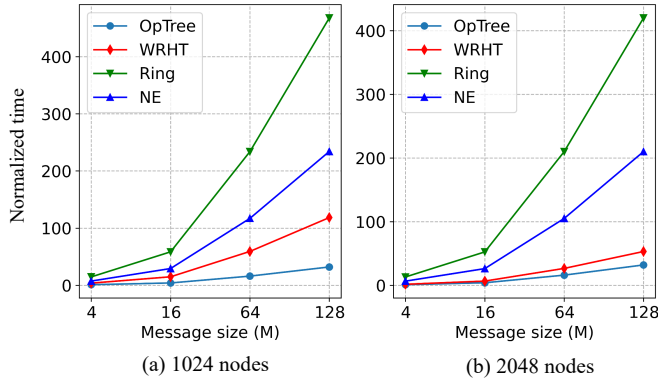


Fig. 5. Performance comparison of different All-gather algorithms in optical interconnect system with different numbers of nodes

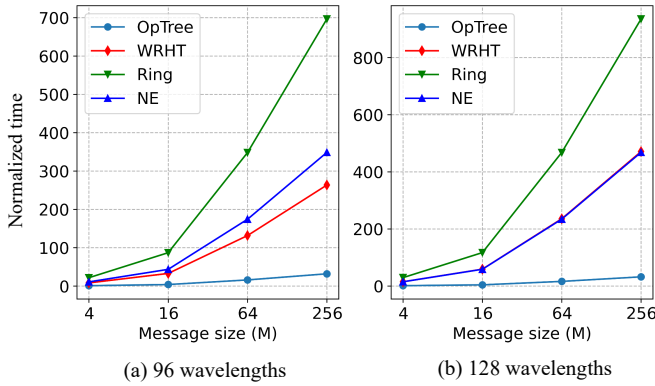


Fig. 6. Performance comparison of different All-gather algorithms in 1024-node optical interconnect system with different wavelengths

V. CONCLUSION

In this paper, we propose an efficient scheme called OpTree for All-gather operation in optical interconnect systems. Based on OpTree, we derive the optimal m -ary tree corresponding to the optimal number of communication stages achieving the minimum communication time among all the OpTree options. We further analyze and compare the communication steps of OpTree with existing All-gather algorithms. Theoretical results demonstrate that OpTree requires much less number of communication steps than existing methods for All-gather operation on optical interconnect systems. Simulations results show the effectiveness of OpTree, which can reduce communication time by 72.21%, 94.30%, and 88.58% on average in the simulated optical interconnect system compared with three existing All-gather algorithms, respectively.

REFERENCES

- [1] K. S. Khorassani, C.-H. Chu, Q. G. Anthony, H. Subramoni, and D. K. Panda, "Adaptive and hierarchical large message all-to-all communication algorithms for large-scale dense gpu systems," in *2021 IEEE/ACM 21st International Symposium on Cluster, Cloud and Internet Computing (CCGrid)*. IEEE, 2021, pp. 113–122.
- [2] T. Ben-Nun and T. Hoefler, "Demystifying parallel and distributed deep learning: An in-depth concurrency analysis," *ACM Computing Surveys (CSUR)*, vol. 52, no. 4, pp. 1–43, 2019.
- [3] M. Khani, M. Ghobadi, M. Alizadeh, Z. Zhu, M. Glick, K. Bergman, A. Vahdat, B. Klenk, and E. Ebrahimi, "Sip-ml: high-bandwidth optical network interconnects for machine learning training," in *Proceedings of the 2021 ACM SIGCOMM 2021 Conference*, 2021, pp. 657–675.
- [4] Y. Zhu and J. P. Jue, "Reliable collective communications with weighted srlgs in optical networks," *IEEE/ACM transactions on Networking*, vol. 20, no. 3, pp. 851–863, 2011.
- [5] W. Liang and X. Shen, "A general approach for all-to-all routing in multihop wdm optical networks," *IEEE/ACM transactions on networking*, vol. 14, no. 4, pp. 914–923, 2006.
- [6] R. Graham, M. G. Venkata, J. Ladd, P. Shamsi, I. Rabinovitz, V. Filipov, and G. Shainer, "Cheetah: A framework for scalable hierarchical collective operations," in *2011 11th IEEE/ACM International Symposium on Cluster, Cloud and Grid Computing*. IEEE, 2011, pp. 73–83.
- [7] J. L. Träff, "Efficient allgather for regular smp-clusters," in *European Parallel Virtual Machine/Message Passing Interface Users' Group Meeting*. Springer, 2006, pp. 58–65.
- [8] K. Kandalla, H. Subramoni, G. Santhanaraman, M. Koop, and D. K. Panda, "Designing multi-leader-based allgather algorithms for multi-core clusters," in *2009 IEEE International Symposium on Parallel & Distributed Processing*. IEEE, 2009, pp. 1–8.
- [9] J. L. Träff and S. Hunold, "Decomposing mpi collectives for exploiting multi-lane communication," in *2020 IEEE International Conference on Cluster Computing (CLUSTER)*. IEEE, 2020, pp. 270–280.
- [10] S. H. Mirsadeghi and A. Afsahi, "Topology-aware rank reordering for mpi collectives," in *2016 IEEE International Parallel and Distributed Processing Symposium Workshops (IPDPSW)*. IEEE, 2016, pp. 1759–1768.
- [11] A. Faraj, X. Yuan, and D. Lowenthal, "Star-mpi: self tuned adaptive routines for mpi collective operations," in *Proceedings of the 20th annual international conference on Supercomputing*, 2006, pp. 199–208.
- [12] J.-C. Bermond, L. Gargano, S. Perennes, A. A. Rescigno, and U. Vaccaro, "Efficient collective communication in optical networks," in *International Colloquium on Automata, Languages, and Programming*. Springer, 1996, pp. 574–585.
- [13] M. Sabirgiriraj and M. Meenakshi, "All-to-all broadcast in optical wdm networks under light-tree model," *Computer communications*, vol. 31, no. 10, pp. 2562–2565, 2008.
- [14] S. A. Pascu and A. A. El-Amawy, "On conflict-free all-to-all broadcast in one-hop optical networks of arbitrary topologies," *IEEE/ACM Transactions on Networking*, vol. 17, no. 5, pp. 1619–1630, 2009.
- [15] J. Opatry, "Uniform multi-hop all-to-all optical routings in rings," *Theoretical computer science*, vol. 297, no. 1-3, pp. 385–397, 2003.
- [16] M. Khani, M. Ghobadi, M. Alizadeh, Z. Zhu, M. Glick, K. Bergman, A. Vahdat, B. Klenk, and E. Ebrahimi, "Terarack: A tbps rack for machine learning training," 2020.
- [17] J. Tolentino, R. M. Marcelo, and M. A. C. Tolentino, "On twin edge colorings in m -ary trees," *Electronic Journal of Graph Theory and Applications (EJGTA)*, vol. 10, no. 1, pp. 131–149, 2022.
- [18] J. Chen, L. Zhang, Y. Zhang, and W. Yuan, "Performance evaluation of allgather algorithms on terascale linux cluster with fast ethernet," in *Eighth International Conference on High-Performance Computing in Asia-Pacific Region (HPCASIA'05)*. IEEE, 2005, pp. 6–pp.
- [19] F. Dai, Y. Chen, Z. Huang, H. Zhang, and F. Zhang, "Wrht: Efficient all-reduce for distributed dnn training in optical interconnect system," *arXiv preprint arXiv:2207.10982*, 2022.
- [20] F. Dai, Y. Chen, Z. Huang, and H. Zhang, "Performance comparison of multi-layer perceptron training on electrical and optical network-on-chips," in *International Conference on Parallel and Distributed Computing: Applications and Technologies*. Springer, 2021, pp. 129–141.