

# Strategyproof Decision-Making in Panel Data Settings and Beyond

Keegan Harris<sup>1</sup>, Anish Agarwal<sup>2</sup>, Chara Podimata<sup>3,4</sup>, and Zhiwei Steven Wu<sup>1</sup>

<sup>1</sup>Carnegie Mellon University

<sup>2</sup>Amazon, Core AI

<sup>3</sup>MIT

<sup>4</sup>University of California, Berkeley

{keeganh, zstevenwu}@cmu.edu

anishaga@amazon.com, podimata@mit.edu

## Abstract

We propose a framework for decision-making in the presence of strategic agents with *panel data*, a standard setting in econometrics and statistics where one gets noisy, repeated measurements of multiple units. We consider a setup where there is a pre-intervention period, when the principal observes the outcomes of each unit, after which the principal uses these observations to assign treatment to each unit. Our model can be thought of as a generalization of the synthetic controls and synthetic interventions frameworks, where units (or agents) may strategically manipulate pre-intervention outcomes to receive a more desirable intervention. We identify necessary and sufficient conditions under which a strategyproof mechanism that assigns interventions in the post-intervention period exists. Under a latent factor model assumption, we show that whenever a strategyproof mechanism exists, there is one with a simple closed form. In the setting where there is a single treatment and control (i.e., no other interventions), we establish that there is always a strategyproof mechanism, and provide an algorithm for learning such a mechanism. For the setting of multiple interventions, we provide an algorithm for learning a strategyproof mechanism, if there exists a sufficiently large gap in rewards between the different interventions. Along the way, we prove impossibility results for multi-class strategic classification, which may be of independent interest.

## 1 Introduction

In panel data settings, also known as longitudinal data settings, one observes repeated, noisy, measurements of a collection of *units* over a period of time, undergoing different interventions. Units can range from individuals, companies, or even geographic locations; interventions can range from discounts, health therapies, or, say, tax regulations. This is a ubiquitous way to collect data, and, as a result, the analysis of panel data has been a longstanding problem in econometrics and statistics. A common goal in the literature is to analyze how a *principal* (e.g., business platform, regulatory agency) can do “counterfactual inference”, i.e., estimate what will happen to a unit if it undergoes a variety of possible interventions. The ultimate goal of such counterfactual inference is to enable data-driven decision-making, where one does not just estimate statistical parameters of interest, but actually uses data to make better decisions. In medical domains, for example, the goal typically is not just estimating health outcomes for patients under different health therapies, but also a policy that selects appropriate therapies for new patients. However, the leap from counterfactual inference to data-driven decision-making comes with additional challenges: namely, units have incentive to behave strategically when they have much to gain or lose from the intervention they are assigned.

For concreteness, a running example we will use throughout this paper is that of an e-commerce platform that wishes to give one of several possible discounts to a new user to maximize some future metric of interest, say, engagement levels. Suppose the company uses historical data to build a model that estimates the “counterfactual” trajectory of engagement levels of a new user under different discount policies, based on their observed trajectory of engagement levels thus far. If a user knew this were the case, then there is a clear incentive for them to strategically modify their engagement levels to receive a larger discount. Such strategic manipulations in response to data-driven decision-making have also been observed in other domains such as lending [Homonoff et al., 2021] and search engine optimization [Davis, 2006]. Hence, we focus on two natural questions that arise as we transition from counterfactual inference to decision-making:

**Q1:** When there are multiple interventions, is it possible to design strategyproof estimators that are robust to strategic modification of data by units to receive a more favorable intervention?

**Q2:** Can we leverage the structure typically present in panel data to derive computationally-efficient algorithms for learning strategyproof estimators?

Towards answering both questions concretely, and in line with the e-commerce example described above, we build upon the framework for counterfactual inference with panel data called *synthetic interventions* [Agarwal et al., 2020a], which itself is a generalization of the canonical framework called *synthetic controls* [Abadie and Gardeazabal, 2003b, Abadie et al., 2010b]. In both settings, there is a notion of a “pre-intervention” period when all units are under control (i.e., no intervention), and then a “post-intervention” period, when each unit undergoes exactly one of many possible interventions (including control). Synthetic controls can be used to estimate the counterfactual outcome if a unit did not undergo an intervention, i.e., remained under control. Given its simplicity, synthetic controls has become a ubiquitous technique in econometrics to estimate counterfactuals under control in high-stakes domains including e-commerce, healthcare, and policy evaluation. Synthetic interventions is a generalization which allows one to estimate counterfactual outcomes not just under control, but also under intervention. Despite being a relatively new development, the synthetic interventions framework has been used by several companies across therapeutics, ride-sharing, and e-commerce, to estimate the best intervention for a given unit.

Given the growing popularity of the synthetic interventions (and synthetic controls) framework in high-stakes decision-making, an issue that will likely arise is the strategic manipulation of observed outcomes by units. In particular, just as in the e-commerce example, units have an incentive to manipulate their pre-intervention outcomes to get a more favorable intervention during the post-intervention period. Indeed, if such strategic manipulations are not taken into account, we establish that the synthetic interventions estimator can perform poorly—see Appendix A for a formal example of such a scenario. The goal of the principal in such settings is to assign the “correct” intervention to each unit—the intervention which maximizes some objective function such as total user engagement—during the post-intervention period, despite possible strategic manipulations to the unit’s pre-treatment behavior. This can be thought of as designing a mechanism for *strategyproof multi-class classification* with panel data. Though many of our results apply more broadly to strategyproof multi-class classification, we focus on panel data (and in particular the setup of synthetic interventions and synthetic controls) due to its ubiquity and for concreteness; further, we find that a latent factor model assumption typically made in panel data settings leads to surprisingly simple closed-form strategyproof estimators.

## 1.1 Contributions

Our main contribution is to develop a general framework for decision-making in the presence of strategic agents in the panel data setting. See Figure 1 for a summary of our framework. Under this setting, we provide a necessary and sufficient condition for a strategyproof mechanism for

assigning interventions in the post-intervention period to exist, and characterize the optimal mechanism when one does exist. Next, we specialize our results to the setting in which unit outcomes are determined via a latent factor model, a standard assumption in the panel data setting. We show that under a latent factor model and a linearity assumption on principal reward, a strategyproof mechanism takes a simple closed form when one exists. Additionally, we show that a strategyproof mechanism always exists when there is only a single treatment and control—this is generally not the case when there is more than one treatment. Our results imply an impossibility result for multi-class strategic classification, which may be of independent interest; namely, there exist settings in which perfect multi-class classification is not possible when making decisions about strategic agents, *even* if the initial agent population is linearly separable. Finally, we provide an algorithm for learning a strategyproof mechanism when the principal has access to historical data, and provide performance guarantees in the setting where there is a single treatment. When there are multiple treatments, we show that similar finite sample guarantees hold if there exists a sufficiently large gap in rewards between the different interventions.

## 1.2 Related Work

**Strategic responses to algorithmic decision making** A growing line of work at the intersection of computer science, economics, and psychology aims to model the effects of using algorithmic assessment tools in high-stakes decision-making settings (e.g., [Hardt et al. \[2016\]](#), [Dong et al. \[2018\]](#), [Chen et al. \[2020\]](#), [Kleinberg and Raghavan \[2020\]](#), [Shavit et al. \[2020\]](#), [Ahmadi et al. \[2021\]](#), [Bechavod et al. \[2021, 2022\]](#), [Ghalme et al. \[2021\]](#), [Harris et al. \[2021a,b, 2022\]](#), [Jagadeesan et al. \[2021\]](#), [Levanon and Rosenfeld \[2021\]](#)). [Hardt et al. \[2016\]](#) introduce the problem of *strategic classification*, in which a “jury” (principal) deploys a classifier, and a “contestant” (agent), best-responds by strategically modifying their observable features. Subsequent work has studied online learning settings ([Dong et al. \[2018\]](#), [Chen et al. \[2020\]](#), [Ahmadi et al. \[2021\]](#)), repeated interactions ([Harris et al. \[2021b\]](#)), social learning settings ([Bechavod et al. \[2022\]](#)), and settings in which the model being used to make decisions is (partially) unknown to the strategic agents ([Ghalme et al. \[2021\]](#), [Harris et al. \[2021a\]](#), [Bechavod et al. \[2022\]](#)). Perhaps the line of work most relevant to ours is that of [Shavit et al. \[2020\]](#), [Bechavod et al. \[2021\]](#), [Harris et al. \[2022\]](#), which aims to identify causal relationships between observable features and outcomes in the presence of strategic responses to various linear regression models. In contrast, we study a panel data setting in which the principal must assign one of several interventions to strategic units based on longitudinal data which may not have any underlying linear structure. In [Section 4.1](#), we discuss the connections between our panel data setting and that of *multi-class* strategic classification. In particular, intervening on strategic units which exhibit a latent factor model structure can be viewed as a multi-class classification problem where there is some measurement error in each agent’s strategically modified observable features. While the measurement error can be handled using standard methods from the error-in-variables literature, new ideas are required to handle the multi-class nature of the decision-making problem at hand.

**Panel data methods in econometrics** As stated earlier, this is a setting where one gets repeated measurements of multiple heterogeneous units over time. Prominent frameworks for causal estimation in such settings include *difference-in-differences* [Ashenfelter and Card \[1984\]](#), [Bertrand et al. \[2004\]](#), [Angrist and Pischke \[2009\]](#) and *synthetic controls* [Abadie and Gardeazabal \[2003a\]](#), [Abadie et al. \[2010a\]](#), [Hsiao et al. \[2012\]](#), [Doudchenko and Imbens \[2016\]](#), [Athey et al. \[2021\]](#), [Li and Bell \[2017\]](#), [Xu \[2017\]](#), [Amjad et al. \[2018, 2019\]](#), [Li \[2018\]](#), [Arkhangelsky et al. \[2020\]](#), [Bai and Ng \[2020\]](#), [Ben-Michael et al. \[2020\]](#), [Chan and Kwok \[2020\]](#), [Chernozhukov et al. \[2020\]](#), [Fernández-Val et al. \[2020\]](#), [Agarwal et al. \[2021b, 2020b\]](#). In these frameworks, there is a notion of a “pre-intervention” period where all the units are under control (i.e, no intervention), after which a subset of units receive one of many possible interventions. The goal of these works is to estimate what would have happened to a unit that undergoes an intervention (i.e., a

### Interaction Protocol: Strategy-Aware Decision-Making in Panel Data Settings

1. Principal observes historical data  $\{(\mathring{\mathbf{y}}_{i,pre}, \mathring{\mathbf{y}}_{i,post}^{(d_i)})\}_{i=1}^n$
2. Principal commits to an intervention policy  $\pi : \mathring{\mathcal{Y}}_{pre} \rightarrow \llbracket k \rrbracket_0$
3.  $m$  new units arrive and strategically modify their pre-treatment outcomes from  $\{\mathbf{y}_{i,pre}\}_{i=n+1}^{n+m}$  to  $\{\tilde{\mathbf{y}}_{i,pre}\}_{i=n+1}^{n+m}$  according to Definition 2.2.
4. Principal observes  $\{\mathring{\mathbf{y}}_{i,pre}\}_{i=n+1}^{n+m}$  and assigns interventions  $\{d_i = \pi(\mathring{\mathbf{y}}_{i,pre})\}_{i=n+1}^{n+m}$
5. Principal receives rewards  $\{r_i^{(d_i)} = f(\mathbf{y}_{i,post}^{(d_i)})\}_{i=n+1}^{n+m}$

Figure 1: Protocol for decision-making in panel data settings under strategic responses.

“treated” unit) if it had remained under control (i.e., no intervention), in the potential presence of unobserved confounding. That is, they estimate the counterfactual if a treated unit remains under control for all  $T$  time-steps. A critical aspect that enables the methods above is the structure between units and time under control. One elegant encoding of this structure is through a *latent factor model* (also known as an interactive fixed effect model), Chamberlain [1984], Liang and Zeger [1986], Arellano and Honore [2000], Bai [2003, 2009], Pesaran [2006], Moon and Weidner [2015, 2017]. In such models, it is posited that there exist low-dimensional latent unit and time factors that capture unit- and time-specific heterogeneity, respectively, in the potential outcomes. Since the goal in these works is to estimate outcomes under control, no structure is imposed on the potential outcomes under intervention. In Agarwal et al. [2020a, 2021a], the authors extend this latent factor model to incorporate latent factorization across interventions as well, which allows for identification and estimation of counterfactual mean outcomes under intervention rather than just under control. In essence, we extend these previous works to allow for the pre-intervention outcomes to be strategically manipulated by units to receive a more favorable intervention. What we find noteworthy is that the latent factor model typically assumed in these settings leads to strategyproof estimators that have a simple closed form.

## 2 Strategic Interactions in Panel Data Settings

We now describe our framework for strategy-aware decision-making in panel data settings.

**Notation** Subscripts are used to index the unit and time-step, while superscripts are reserved for interventions. We use  $i$  to index units,  $t$  to index time-steps, and  $d$  to index interventions. For  $x \in \mathbb{N}$ , we use the shorthand  $\llbracket x \rrbracket := \{1, 2, \dots, x\}$  and  $\llbracket x \rrbracket_0 := \{0, 1, \dots, x-1\}$ .  $\mathring{\mathbf{y}}$  denotes a measurement of a vector  $\mathbf{y}$ , corrupted with zero-mean noise.  $\beta[j]$  denotes the  $j$ -th component of vector  $\beta$ , where indexing starts at 1. Finally, we use the notation  $a \wedge b := \min\{a, b\}$  and  $a \vee b := \max\{a, b\}$ .

**Decision making in panel data settings** We consider a panel data setting in which the principal observes noisy measurements of the outcomes of  $m$  units for  $T$  time-steps. In particular,  $y_{i,t}^{(d)} \in \mathbb{R}$  denotes the outcome of unit  $i$  at time  $t$  under intervention  $d$ , and  $\mathring{y}_{i,t}^{(d)} \in \mathbb{R}$  is a noisy measurement of  $y_{i,t}^{(d)}$ .<sup>1</sup> We assume that there is a pre-intervention period of  $T_0$  time-steps, for which each unit is under the same intervention, i.e., under *control*. After the pre-intervention

<sup>1</sup>In our e-commerce example, such noise may be due to, e.g., randomness in a user’s day-to-day engagement with the platform.

period, the principal assigns one of  $k$  interventions  $d \in \llbracket k \rrbracket_0$  to each unit  $i \in \llbracket m \rrbracket$ . Without loss of generality, we denote the control by  $d = 0$ . Once assigned an intervention  $d_i$ , unit  $i$  remains under intervention  $d_i$  for the remaining  $T - T_0$  time-steps.

We use the shorthand

$$\mathbf{y}_{i,pre} := [y_{i,1}^{(0)}, \dots, y_{i,T_0}^{(0)}]^\top \in \mathbb{R}^{T_0}$$

to refer to the set of unit  $i$ 's pre-treatment outcomes under control, and

$$\mathbf{y}_{i,post}^{(d)} := [y_{i,T_0+1}^{(d)}, \dots, y_{i,T}^{(d)}]^\top \in \mathbb{R}^{T-T_0}$$

to refer to the set of unit  $i$ 's post-intervention outcomes under intervention  $d$ . We denote the set of possible pre-treatment outcomes by  $\mathcal{Y}_{pre}$ , and the set of possible measured pre-treatment outcomes by  $\mathring{\mathcal{Y}}_{pre}$ . The mechanism by which the principal assigns interventions to units is known as their *intervention policy*.

**Definition 2.1** (Intervention Policy). *An intervention policy  $\pi : \mathring{\mathcal{Y}}_{pre} \rightarrow \llbracket k \rrbracket_0$  is a mapping from measured pre-treatment outcomes to interventions.*

Given an intervention policy  $\pi$ , units may have an incentive to strategically modify their pre-treatment outcomes in order to receive a more desirable intervention. In our e-commerce example, this would correspond to users strategically modifying their engagement levels for the pre-intervention period, in order to “trick” the online marketplace into assigning them a higher discount than the one which would maximize the marketplace’s revenue in the post-intervention period. In particular, we study a game between a principal and a population of units. The principal moves first, by committing to an intervention policy. Each unit then *best-responds* to the given intervention policy, by strategically modifying their pre-intervention outcomes as follows.

**Definition 2.2** (Strategic Responses to Intervention Policies). *Consider an intervention policy  $\pi : \mathring{\mathcal{Y}}_{pre} \rightarrow \llbracket k \rrbracket_0$  and assume that interventions are ordered according to increasing unit preference (i.e., units value receiving intervention  $d$  at least as much as they value receiving intervention  $d'$  for  $d > d'$ ). We assume that unit  $i$  best-responds to  $\pi$  by modifying their pre-treatment outcomes according to the following effort budget:*

$$\begin{aligned} \mathring{\hat{\mathbf{y}}}_{i,pre} &\in \arg \max_{\hat{\mathbf{y}}_{i,pre} \in \mathring{\mathcal{Y}}_{pre}} \pi(\hat{\mathbf{y}}_{i,pre}) \\ \text{s.t. } &\|\hat{\mathbf{y}}_{i,pre} - \mathring{\hat{\mathbf{y}}}_{i,pre}\|_2 \leq \delta, \end{aligned}$$

where  $\delta \in \mathbb{R}_+$  is the unit effort budget and is known to the decision-maker. Furthermore, we assume that if a unit is indifferent between two sequences of modified pre-treatment outcomes, they chose the one which requires the smallest effort investment.<sup>2</sup>

According to Definition 2.2, the goal of each unit is to obtain the most desirable intervention possible when interventions are assigned according to  $\pi$ , subject to the constraint that the amount of modification is bounded in  $\ell_2$  norm by  $\delta$ . Such budget assumptions are commonplace in the literature on algorithmic decision making in the presence of strategic agents (see, e.g., Chen et al. [2020], Kleinberg and Raghavan [2020], Harris et al. [2021b]). Given Definition 2.2, the goal of the principal is to design an intervention policy to maximize their *reward* in the presence of such strategic manipulations.

**Definition 2.3** (Principal Reward). *The principal’s reward for assigning intervention  $d$  to unit  $i$  is some function,  $f : \mathbb{R}^{T_0} \rightarrow \mathbb{R}$ , of unit  $i$ 's post-intervention outcomes, i.e.,*

$$r_i^{(d)} = f(\mathbf{y}_{i,post}^{(d)}).$$

<sup>2</sup>For simplicity and concreteness we focus on the setting where the effort budget is defined with respect to the  $\ell_2$  norm, although analogous results can easily be obtained for other settings where the effort budget is defined with respect to any  $p$ -norm.

While in general the principal’s reward for a unit  $i$  may be a function of *all* of unit  $i$ ’s outcomes (not just those in the post-intervention period), we only consider intervention policies which intervene after a fixed pre-treatment time period, in line with the synthetic interventions and synthetic controls literature. Therefore we suppress any dependence on pre-treatment outcomes in Definition 2.3. Next we introduce the notion of a *unit type*, which characterizes the optimal intervention to assign to a particular unit.

**Definition 2.4** (Unit Type). *The type of a unit  $i$  is the intervention which is optimal for the principal to assign to unit  $i$ . Formally, a unit’s type is the intervention  $d^*$  which satisfies*

$$d^* = \arg \max_{d \in \llbracket k \rrbracket_0} r_i^{(d)},$$

where ties are broken in favor of the intervention with the smallest index. We denote the set of all units with type  $d$  as  $\mathcal{V}^{(d)}$ .

We assume that any strategic modification by a unit in the pre-intervention period does not change their outcomes in the post-intervention period (or therefore, their type). Given knowledge of a unit’s type, it would be trivial for the principal to assign them the correct intervention. However in most settings, such information is not known *a priori*; instead it must be estimated from the unit’s (strategically modified) pre-treatment behavior. Therefore, we are interested in characterizing intervention policies which assign the correct intervention to each unit in the presence of strategic manipulations, in expectation with respect to the measurement error. Borrowing language from the game theory literature, we refer to such intervention policies as *strategyproof*.

**Definition 2.5** (Strategyproof Intervention Policy). *An intervention policy  $\pi$  is strategyproof if*

$$d = \pi(\tilde{\mathbf{y}}_{v,pre})$$

for every unit  $v \in \mathcal{V}^{(d)}$ , for all  $d \in \llbracket k \rrbracket_0$ , where  $\tilde{\mathbf{y}}_{v,pre} \in \mathbb{R}^{T_0}$  is a perfect measurement of unit  $v$ ’s strategically-modified pre-treatment outcomes according to Definition 2.2.

**Historical data** In Section 4.2, we show that if the principal has access to a collection of  $n$  trajectories of the form  $\{(\tilde{\mathbf{y}}_{i,pre}, \tilde{\mathbf{y}}_{i,post}^{(d_i)})\}_{i=1}^n$  which have not been strategically modified, they can use this data to *learn* a strategyproof intervention policy. Note that by Definition 2.2, units will not have an incentive to strategically modify their outcomes if they are not used to determine their intervention, as is the case in, e.g., a randomized control trial. When the principal has access to such data we use  $\mathcal{N}^{(d)}$  denote the set of non-strategic units who received intervention  $d$  and  $n^{(d)}$  to denote the size of  $\mathcal{N}^{(d)}$  (i.e.,  $n^{(d)} := |\mathcal{N}^{(d)}|$ ).

See Figure 1 for a summary of the setting we consider. We now turn to the problem of designing strategyproof intervention policies for various settings which fall under the framework of Figure 1. In Section 3, we characterize settings under which a strategyproof intervention policy exists. In Section 4, we specialize our results under a latent factor model assumption as follows: (i) we highlight the implications of our results on the problem of multi-class strategic classification (Section 4.1); (ii) we provide results for learning such strategyproof intervention policies (Section 4.2).

### 3 Characterizing Strategyproof Intervention Policies

To define the condition under which a strategyproof intervention policy exists, we need to first introduce the notion of a *best-response ball*.

**Definition 3.1** (Best-Response Ball). *The best-response ball of a set of units  $\mathcal{V}$  is the set of all pre-intervention outcomes  $\mathcal{B}(\mathcal{V})$  such that*

$$\tilde{\mathbf{y}}_{pre} \in \mathcal{B}(\mathcal{V}) \text{ if } \|\tilde{\mathbf{y}}_{pre} - \mathbf{y}_{v,pre}\|_2 \leq \delta \text{ for any } v \in \mathcal{V},$$

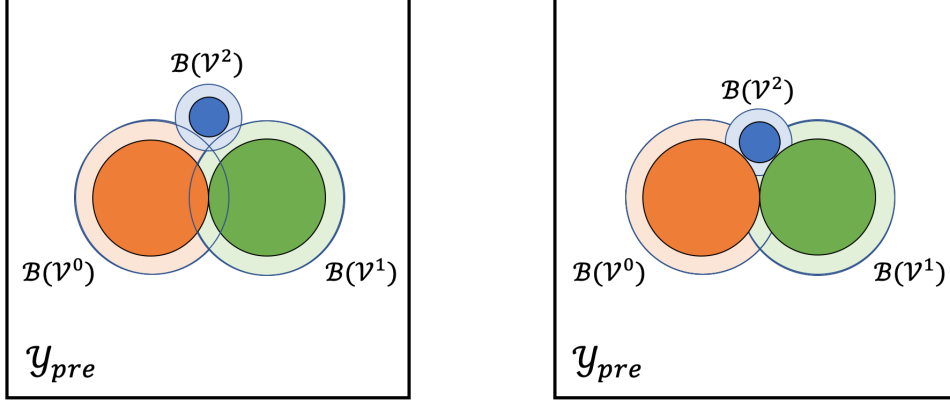


Figure 2: Left: An example setting in which Condition 3.2 holds with three interventions. The orange circle (left) denotes the set of possible pre-treatment outcomes for units in  $\mathcal{V}^{(0)}$ , the green circle (right) is the set of possible outcomes for units in  $\mathcal{V}^{(1)}$ , and the blue circle (top) is the set of possible outcomes for units in  $\mathcal{V}^{(2)}$ . The circles of lighter color represent  $\mathcal{B}(\mathcal{V}^{(0)})$ ,  $\mathcal{B}(\mathcal{V}^{(1)})$ , and  $\mathcal{B}(\mathcal{V}^{(2)})$  respectively. Right: An example setting in which Condition 3.2 is violated. In particular, there exists a unit  $v \in \mathcal{V}^{(2)}$  whose set of best-responses  $\mathcal{B}(v)$  lies completely within the best-response balls  $\mathcal{B}(\mathcal{V}^{(1)})$  and  $\mathcal{B}(\mathcal{V}^{(2)})$ .

where  $\mathbf{y}_{v,pre} \in \mathcal{Y}_{pre}$  denotes the pre-intervention outcomes associated with unit  $v$  if they did not modify. We say that  $\tilde{\mathbf{y}}_{pre}$  is reachable by some unit in  $\mathcal{V}$  if  $\tilde{\mathbf{y}}_{pre} \in \mathcal{B}(\mathcal{V})$ .

The best-response ball for a unit is its set of feasible modifications according to Definition 2.2. The best-response ball for a set of units is the union of the balls of all units contained within the set. Equipped with this definition, we are now ready to introduce a sufficient and necessary condition for a strategyproof intervention policy to exist.

**Condition 3.2.** For all interventions  $d \in \llbracket k \rrbracket_0$ , there does not exist any unit  $v$  belonging to  $\mathcal{V}^{(d)}$  whose best-response ball  $\mathcal{B}(v)$  is a complete subset of the best-response balls of units with types less than  $d$ . Formally,

$$\forall d \in \llbracket k \rrbracket_0, \nexists v \in \mathcal{V}^{(d)} \text{ s.t. } \mathcal{B}(v) \subseteq \bigcup_{d'=0}^{d-1} \mathcal{B}(\mathcal{V}^{(d')}).$$

See Figure 2 for a visualization of a setting under which Condition 3.2 holds, and one under which it does not.

**Theorem 3.3.** Under the setting of Section 2, Condition 3.2 is both necessary and sufficient for a strategyproof intervention policy (as defined in Definition 2.5) to exist.

The following two lemmas immediately imply Theorem 3.3.

**Lemma 3.4.** Suppose Condition 3.2 does not hold. Then there exists no mapping  $\pi : \mathcal{Y}_{pre} \rightarrow \llbracket k \rrbracket_0$  which can intervene perfectly on all units types.

*Proof.* Let Condition 3.2 be violated for some unit  $v \in \mathcal{V}^{(d)}$ . Since

$$\mathcal{B}(v) \subseteq \bigcup_{d'=0}^{d-1} \mathcal{B}(\mathcal{V}^{(d')}),$$

any valid modified pre-treatment behavior of unit  $v$  can also be obtained by some other unit  $v' \in \bigcup_{d'=0}^{d-1} \mathcal{V}^{(d')}$  by Definition 3.1. Therefore, no policy which assigns interventions according to a unit's observed pre-treatment outcomes can perfectly intervene on both  $\mathcal{V}^{(d)}$  and  $\{\mathcal{V}^{(d')}\}_{d'=1}^{d-1}$ .  $\square$

Next we show that Condition 3.2 is sufficient for a strategyproof intervention policy to exist, by providing a strategyproof intervention policy whenever Condition 3.2 holds.

**Lemma 3.5.** *Suppose Condition 3.2 holds. Then the following intervention policy is strategyproof: Assign intervention  $d_i$  to unit  $i$ , where*

$$d_i = \min\{d \in \llbracket k \rrbracket_0 : \tilde{\mathbf{y}}_{i,pre} \in \mathcal{B}(\mathcal{V}^{(d)})\} \quad (1)$$

*Proof.* No unit of type  $d' < d$  can receive intervention  $d$  by construction, since their pre-treatment outcomes will be in  $\mathcal{B}(\mathcal{V}^{(d')})$  by definition. Therefore, it suffices to show that any unit of type  $d$  can receive intervention  $d$ .

Consider a unit  $i$  with type  $v \in \mathcal{V}^{(d)}$ . Since Condition 3.2 holds, we know that there exists a sequence of pre-treatment outcomes  $\tilde{\mathbf{y}}_{pre} \in \mathcal{B}(v)$  such that

$$\tilde{\mathbf{y}}_{pre} \notin \bigcup_{d'=0}^{d-1} \mathcal{B}(\mathcal{V}^{(d')}).$$

Since  $\mathcal{B}(v) \subseteq \mathcal{B}(\mathcal{V}^{(d)})$ , unit  $i$  can receive intervention  $d$  by strategically modifying their pre-treatment outcomes to  $\tilde{\mathbf{y}}_{pre}$ .  $\square$

Note that the intervention policy of Lemma 3.5 assumes no measurement error and perfect knowledge of  $\mathcal{B}(\mathcal{V}^{(d)})$ , for each  $d \in \llbracket k \rrbracket_0$ . We will relax these assumptions in Section 4.2, where our goal will be to learn strategyproof intervention policies from noisy measurements of historical data. Intervention policy (1) makes at most one membership query to  $\mathcal{B}(\mathcal{V}^{(d)})$ , for each  $d \in \llbracket k \rrbracket_0$ . Therefore if membership to  $\mathcal{B}(\mathcal{V}^{(d)})$  can be checked in polynomial time, intervention policy (1) is efficient. In the sequel, we specialize our results to the case where outcomes are generated via a *latent factor model*, and show that under this setting, there is a closed-form membership oracle for  $\mathcal{B}(\mathcal{V}^{(d)})$ .

## 4 Strategyproof Interventions Under Latent Factor Models

We now specialize our results to the setting in which unit outcomes at each time-step are determined by a latent factor model, a popular assumption in the panel data setting (see, e.g., references in Section 1.2).

**Assumption 4.1** (Latent Factor Model). *Suppose the outcome for unit  $i$  at time  $t$  under treatment  $d \in \llbracket k \rrbracket_0$  takes the following factorized form*

$$\begin{aligned} y_{i,t}^{(d)} &= \langle \mathbf{u}_t^{(d)}, \mathbf{v}_i \rangle \\ \tilde{y}_{i,t}^{(d)} &= y_{i,t}^{(d)} + \varepsilon_{i,t} \end{aligned} \quad (2)$$

where  $\mathbf{u}_t^{(d)} \in \mathbb{R}^r$  is a latent vector which depends only on the time-step  $t$  and intervention  $d$ ,  $\mathbf{v}_i \in \mathbb{R}^r$  is a latent vector which only depends on unit  $i$  (i.e., unit  $i$ 's private type), and  $\varepsilon_{i,t}$  is zero-mean sub-Gaussian random noise, which may be unique to each unit and time-step. For simplicity, we assume that  $|y_{i,t}^{(d)}| \leq 1$ ,  $|\varepsilon_{i,t}| \leq \kappa$ ,  $\forall i \in \llbracket m \rrbracket, t \in \llbracket T \rrbracket, d \in \llbracket k \rrbracket_0$ , and for  $\kappa \in \mathbb{R}_+$ .

Note that under Assumption 4.1, the principal does not need to know  $\mathbf{u}_t^{(d)}$ ,  $\mathbf{v}_i$ , or  $\varepsilon_{i,t}$ . We assume that  $r$  is known to the principal for ease of analysis, although several principled heuristics exist for estimating  $r$  in practice from data. See, e.g., Agarwal et al. [2020a, Section 2.2.1] for details. Additionally, we impose the following linearity assumption on the principal's reward function:



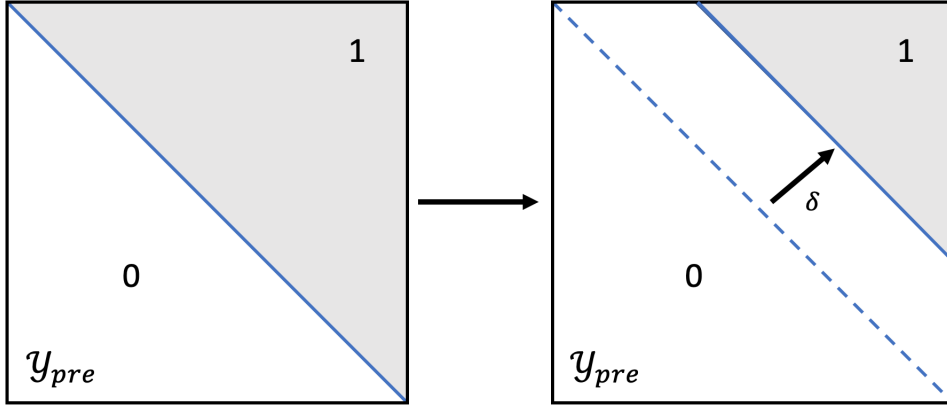


Figure 3: Left (Proposition 4.3): The optimal policy in the non-strategic setting assigns the control (intervention 0) to the units left of the line  $\langle \beta^{(1)} - \beta^{(0)}, \mathbf{y}_{pre} \rangle = 0$  (in blue) and intervention 1 to the units to the right. Right (Corollary 4.4): When units are strategic, the optimal decision boundary is shifted by  $\delta$  in the direction of  $\beta^{(0)} - \beta^{(1)}$ .

**Assumption 4.2.** (*Linearity of Rewards*) We assume that the principal's reward for unit  $i$  under intervention  $d$  is a weighted sum of unit  $i$ 's outcomes in the post-treatment time period. Specifically,

$$r_i^{(d)} = \sum_{t=T_0+1}^N \omega_t \cdot y_{i,t}^{(d)}, \quad (3)$$

where  $\omega_t \in \mathbb{R}$  for  $t > T_0$ .

This corresponds to the setting in which the principal wants to assign an intervention to *maximize* some linear combination of each unit's post-intervention outcomes. Such an assumption is often reasonable under many settings; for example, in e-commerce, the online marketplace may wish to maximize the total amount of user engagement on the platform in the post-intervention period (this corresponds to the setting in which  $\omega_t = 1$  for  $t > T_0$ ).

Next we show that under Assumption 4.1 and Assumption 4.2, the principal's reward can be rewritten as a function of their pre-treatment outcomes. Note that by Assumption 4.1,  $\mathbf{y}_{i,pre}$  has the following equivalent matrix-vector factorization:

$$\mathbf{y}_{i,pre} = U \mathbf{v}_i, \quad (4)$$

where  $U \in \mathbb{R}^{T_0 \times r}$  is the matrix with rows  $\mathbf{u}_1^{(0)\top}, \dots, \mathbf{u}_{T_0}^{(0)\top}$ .

**Proposition 4.3** (Principal Reward Reformulation). *If  $U$  has full column rank,  $r_i^{(d)}$  can be rewritten as*

$$r_i^{(d)} = \langle \beta^{(d)}, \mathbf{y}_{i,pre} \rangle,$$

where

$$\beta^{(d)} := U(U^\top U)^{-1} \sum_{t=T_0+1}^T \omega_t \cdot \mathbf{u}_t^{(d)}.$$

*Proof.* Rearranging Equation (4), we see that

$$\mathbf{v}_i = (U^\top U)^{-1} U^\top \mathbf{y}_{i,pre}.$$

Using Equation (2) and substituting the expression for  $\mathbf{v}_i$  into Equation (3), we see that

$$\begin{aligned} r_i^{(d)} &= \sum_{t=T_0+1}^T \omega_t \cdot \langle \mathbf{u}_t^{(d)}, \mathbf{v}_i \rangle \\ &= \left\langle \sum_{t=T_0+1}^T \omega_t \cdot \mathbf{u}_t^{(d)}, (U^\top U)^{-1} U^\top \mathbf{y}_{i,pre} \right\rangle. \end{aligned}$$

Rearranging terms obtains the result.  $\square$

The assumption of full column rank on  $U$  is relatively minor as long as  $T_0 > r$ . Such an assumption is reasonable under latent factor models, where the dimension of the latent factors  $r$  is usually assumed to be small relative to the other parameters of the problem. Using this reward reformulation, we are able to show that there exists a closed-form expression for a membership oracle to the set  $\mathcal{B}(\mathcal{V}^{(d)})$ .

**Corollary 4.4.** *Under Assumption 4.1, and Assumption 4.2,  $\tilde{\mathbf{y}}_{pre} \in \mathcal{B}(\mathcal{V}^{(d)})$  if and only if  $OPT^{(d)} \leq \delta^2$ , where  $OPT^{(d)}$  is the solution to the following optimization:*

$$\begin{aligned} OPT^{(d)} &:= \min_{\mathbf{y}_{pre}} \|\mathbf{y}_{pre} - \tilde{\mathbf{y}}_{pre}\|_2^2 \\ \text{s.t. } &\langle \boldsymbol{\beta}^{(d)} - \boldsymbol{\beta}^{(d')}, \mathbf{y}_{pre} \rangle \geq 0 \text{ for all } d' \in \llbracket k \rrbracket_0. \end{aligned} \quad (5)$$

*Proof.* Observe that by using Proposition 4.3, Definition 3.1 may be rewritten as

$$\begin{aligned} \tilde{\mathbf{y}}_{pre} \in \mathcal{B}(\mathcal{V}^{(d)}) &\text{ if } \|\tilde{\mathbf{y}}_{pre} - \mathbf{y}_{pre}\|_2 \leq \delta, \\ \text{for any } \mathbf{y}_{pre} \in \mathcal{Y}_{pre} &\text{ such that } \langle \boldsymbol{\beta}^{(d)} - \boldsymbol{\beta}^{(d')}, \mathbf{y}_{pre} \rangle \geq 0 \text{ for all } d' \in \llbracket k \rrbracket_0. \end{aligned}$$

Therefore,  $\tilde{\mathbf{y}}_{pre} \in \mathcal{B}(\mathcal{V}^{(d)})$  if and only if  $OPT^{(d)}$  is at most  $\delta^2$ .  $\square$

Optimization (5) is a quadratic program, and can be solved efficiently using, e.g., interior point methods. Next we show that under Assumption 4.1 and Assumption 4.2, Condition 3.2 always holds for the special case where  $d \in \{0, 1\}$ , i.e., when there is only one treatment and control.

**Corollary 4.5.** *If  $d \in \{0, 1\}$ , Condition 3.2 always holds under Assumption 4.1 and Assumption 4.2. Moreover, the following closed-form intervention policy is strategyproof:*

*Assign intervention  $d_i$  to unit  $i$ , where*

$$d_i = \begin{cases} 1 & \text{if } \langle \boldsymbol{\beta}^{(1)} - \boldsymbol{\beta}^{(0)}, \tilde{\mathbf{y}}_{i,pre} \rangle - \delta \|\boldsymbol{\beta}^{(1)} - \boldsymbol{\beta}^{(0)}\|_2 > 0 \\ 0 & \text{o.w.} \end{cases} \quad (6)$$

*Proof.* If  $d \in \{0, 1\}$ , Condition 3.2 simplifies to

$$\nexists v \in \mathcal{V}^{(1)} \text{ s.t. } \mathcal{B}(v) \subseteq \mathcal{B}(\mathcal{V}^{(0)}).$$

By Proposition 4.3,  $\mathcal{V}^{(0)}$  and  $\mathcal{V}^{(1)}$  are separated by a single hyperplane  $\langle \boldsymbol{\beta}^{(1)} - \boldsymbol{\beta}^{(0)}, \tilde{\mathbf{y}}_{pre} \rangle = 0$ . Therefore by Definition 3.1, this simplified version of Condition 3.2 must hold, and a strategyproof intervention policy can be obtained by shifting  $\langle \boldsymbol{\beta}^{(1)} - \boldsymbol{\beta}^{(0)}, \tilde{\mathbf{y}}_{pre} \rangle = 0$  by  $\delta$  in the direction of  $\boldsymbol{\beta}^{(0)} - \boldsymbol{\beta}^{(1)}$ .  $\square$

See Figure 3 for an illustration of intervention policy (6). Note that Condition 3.2 is not necessarily satisfied when the number of interventions  $k \geq 3$ . To see this, consider the following example:

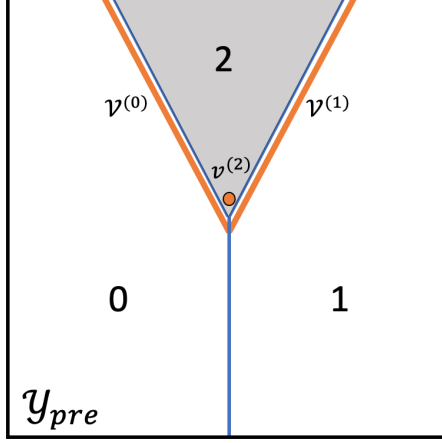


Figure 4: Visualization of the space of pre-intervention outcomes from Example 4.6. Blue lines represent optimal decision boundaries in the non-strategic setting. One distribution over unit types for which perfect decision making is not possible in the strategic setting puts non-zero mass on the orange dot ( $\mathbf{v}^{(2)}$ ) and both of the orange lines (left:  $\mathcal{V}^{(0)}$ , right:  $\mathcal{V}^{(1)}$ ). (Recall that in this example,  $u_1^{(0)}, u_2^{(0)}$  are such that  $\mathbf{y}_{\mathbf{v},pre} = \mathbf{v}$ .)

**Example 4.6.** Suppose  $d \in \{0, 1, 2\}$ ,  $T_0 = 2$ , and units prefer intervention 2 over interventions 1 and 0, of which they are indifferent between. Suppose that

$$\boldsymbol{\beta}^{(0)} = [-1 \ 0.5]^\top, \quad \boldsymbol{\beta}^{(1)} = [1 \ 0.5]^\top, \quad \boldsymbol{\beta}^{(2)} = [0 \ 1]^\top, \quad \text{and} \quad \mathbf{y}_{\mathbf{v},pre} = \mathbf{v}.$$

Consider the following set of unit types: Let

$$\mathcal{V}^{(0)} = \{\mathbf{v} : \langle \boldsymbol{\beta}^{(2)} - \boldsymbol{\beta}^{(0)}, \mathbf{v} \rangle = -\alpha, \mathbf{v}[1] < 0\}, \quad \mathcal{V}^{(1)} = \{\mathbf{v} : \langle \boldsymbol{\beta}^{(2)} - \boldsymbol{\beta}^{(1)}, \mathbf{v} \rangle = -\alpha, \mathbf{v}[1] > 0\},$$

and  $\mathbf{v}^{(2)} = [0 \ \zeta]^\top$ , where  $\alpha, \zeta > 0$ . See Figure 4 for a visual depiction of such a setting.<sup>3</sup> Observe that a necessary condition for correctly intervening on units in  $\mathcal{V}^{(0)}$  is that the intervention policy should not assign intervention  $d = 2$  to any units with pre-treatment outcomes  $\mathbf{y}_{pre}$  such that  $\|\mathbf{y}_{pre} - \mathbf{v}\|_2 \leq \delta$ , where  $\mathbf{v} \in \mathcal{V}^{(0)}$ . An analogous necessary condition holds for units in  $\mathcal{V}^{(1)}$ . By Definition 3.1, any intervention policy which correctly intervenes on unit  $\mathbf{v}$  if  $\mathbf{v} \in \mathcal{V}^{(0)}$  or  $\mathbf{v} \in \mathcal{V}^{(1)}$  must not assign intervention  $d = 2$  if  $\tilde{\mathbf{y}}_{\mathbf{v},pre}$  is such that

$$\begin{aligned} \langle \boldsymbol{\beta}^{(2)} - \boldsymbol{\beta}^{(1)}, \tilde{\mathbf{y}}_{\mathbf{v},pre} \rangle &\in [-\alpha - \delta \|\boldsymbol{\beta}^{(2)} - \boldsymbol{\beta}^{(1)}\|_2, -\alpha + \delta \|\boldsymbol{\beta}^{(2)} - \boldsymbol{\beta}^{(1)}\|_2] \\ \text{or } \langle \boldsymbol{\beta}^{(2)} - \boldsymbol{\beta}^{(0)}, \tilde{\mathbf{y}}_{\mathbf{v},pre} \rangle &\in [-\alpha - \delta \|\boldsymbol{\beta}^{(2)} - \boldsymbol{\beta}^{(0)}\|_2, -\alpha + \delta \|\boldsymbol{\beta}^{(2)} - \boldsymbol{\beta}^{(0)}\|_2]. \end{aligned}$$

However if this condition is satisfied, it will be impossible to correctly intervene on unit  $\mathbf{v}$  if  $\mathbf{v} = \mathbf{v}^{(2)}$  and  $\alpha, \zeta$  are small enough. To see this, note that in order for both

$$\langle \boldsymbol{\beta}^{(2)} - \boldsymbol{\beta}^{(1)}, \tilde{\mathbf{y}}_{\mathbf{v},pre} \rangle > \delta \|\boldsymbol{\beta}^{(2)} - \boldsymbol{\beta}^{(1)}\|_2 - \alpha \quad \text{and} \quad \langle \boldsymbol{\beta}^{(2)} - \boldsymbol{\beta}^{(0)}, \tilde{\mathbf{y}}_{\mathbf{v},pre} \rangle > \delta \|\boldsymbol{\beta}^{(2)} - \boldsymbol{\beta}^{(0)}\|_2 - \alpha$$

to hold,

$$\delta \|\boldsymbol{\beta}^{(2)} - \boldsymbol{\beta}^{(1)}\|_2 - \alpha < (\boldsymbol{\beta}^{(2)} - \boldsymbol{\beta}^{(1)})[2](\zeta + \delta) \quad \text{and} \quad \delta \|\boldsymbol{\beta}^{(2)} - \boldsymbol{\beta}^{(0)}\|_2 - \alpha < (\boldsymbol{\beta}^{(2)} - \boldsymbol{\beta}^{(0)})[2](\zeta + \delta).$$

This implies that intervening perfectly on all units is not possible unless  $\frac{1}{2}\zeta + \alpha > \delta(\sqrt{1.25} - 0.5)$ , which does not hold for sufficiently small  $\alpha, \zeta$ .

<sup>3</sup>Such a setting is possible, e.g., when  $\mathbf{u}_1^{(0)} = [1 \ 0]^\top$ ,  $\mathbf{u}_2^{(0)} = [0 \ 1]^\top$ ,  $\sum_{t=T_0+1}^T \mathbf{u}_t^{(0)} = [-1 \ 0.5]^\top$ ,  $\sum_{t=T_0+1}^T \mathbf{u}_t^{(1)} = [1 \ 0.5]^\top$ ,  $\sum_{t=T_0+1}^T \mathbf{u}_t^{(2)} = [0 \ 1]^\top$ , and  $\omega_{T_0+1} = \omega_{T_0+2} = \dots = \omega_T = 1$ .

---

**ALGORITHM 1:** Learning Strategyproof Interventions with One Treatment

---

**Input:** Trajectories  $\{\mathring{\mathbf{y}}_{i,pre}, \mathring{\mathbf{y}}_{i,post}^{(0)}\}_{i \in \mathcal{N}^{(0)}}$ ,  $\{\mathring{\mathbf{y}}_{i,pre}, \mathring{\mathbf{y}}_{i,post}^{(1)}\}_{i \in \mathcal{N}^{(1)}}$

Compute  $\mathring{r}_i^{(d_i)} = \sum_{t=T_0+1}^T \omega_t \cdot \mathring{y}_{i,t}^{(d_i)}$  for  $i \in [n]$

For  $d \in \{0, 1\}$ , use  $\{\mathring{\mathbf{y}}_{i,pre}, \mathring{r}_i^{(d)}\}_{i \in \mathcal{N}^{(d)}}$  to estimate  $\boldsymbol{\beta}^{(d)}$  as  $\widehat{\boldsymbol{\beta}}^{(d)}$

**for**  $i = n + 1, \dots, n + m$  **do**

    Assign intervention

$$d_i = \begin{cases} 1 & \text{if } \langle \widehat{\boldsymbol{\beta}}^{(1)} - \widehat{\boldsymbol{\beta}}^{(0)}, \mathring{\mathbf{y}}_{i,pre} \rangle - \delta \|\widehat{\boldsymbol{\beta}}^{(1)} - \widehat{\boldsymbol{\beta}}^{(0)}\|_2 > 0 \\ 0 & \text{otherwise.} \end{cases} \quad (7)$$

**end**

---

## 4.1 Implications for Multi-Class Strategic Classification

We now highlight an impossibility result for multi-class strategic classification, which readily follows from Example 4.6 and may be of independent interest. For ease of exposition, we present an informal version our result; formal statements may be found in Appendix B.

**Background on strategic classification** When subjugated to algorithmic decision making, decision subjects (agents) have an incentive to strategically modify their input to the algorithm in order to receive a more desirable prediction. In the context of machine learning models, such settings have been formalized in the literature under the name of *strategic classification* (see, e.g., Hardt et al. [2016], Dong et al. [2018], Chen et al. [2020]). In the (binary) strategic classification setting, the principal commits to an *assessment rule* (usually a linear model), which maps from *observable features* to *binary predictions*. Using knowledge of the assessment rule, strategic agents may modify their observable features in order to maximize their chances of receiving a desirable classification, subject to some constraint on the amount of modification which is possible (e.g., a best-response analogous to our Definition 2.2). Given an agent’s modified features, the principal uses their assessment rule to make a prediction about the agent. After the prediction is made, the principal receives some feedback about how accurate the assessment rule’s prediction was. Under such a setting, the goal of the principal is to deploy an assessment rule with high accuracy on strategic agents.

Using ideas similar to those used in Example 4.6, we show that an impossibility result holds for the *multi-class* generalization of the (binary) strategic classification setting, where each strategic agent now belongs to one of  $k \geq 3$  classes (as opposed to the binary setting, where  $k = 2$ ). This result is summarized in Corollary 4.7; formal statements and further background on strategic classification may be found in Appendix B. To the best of our knowledge, we are the first to obtain results (either positive or negative) for the multi-class strategic classification problem.

**Corollary 4.7** (Informal). *There exist multi-class classification settings for which no classifier can achieve perfect classification if agents are strategic, even if the initial agent population is linearly separable.*

## 4.2 Learning Strategyproof Intervention Policies

While Lemma 3.5 provides a characterization of a strategyproof intervention policy when one exists, deploying such an intervention policy requires knowledge of the underlying linear relationships  $\{\boldsymbol{\beta}^{(d)}\}_{d=1}^k$  between pre-treatment outcomes and principal rewards, which may not be known *a priori*. Additionally, there may be some measurement error in the principal’s observations of unit outcomes. We now shift our focus from characterizing strategyproof intervention policies to *learning* them from noisy measurements of historical data when  $\{\boldsymbol{\beta}^{(d)}\}_{d=1}^k$  are unknown. Inspired

by the linear form of the intervention policy of Corollary 4.5, we begin by deriving performance guarantees for a “plug-in” version of this intervention policy when  $d \in \{0, 1\}$ , given in Algorithm 1.

Our algorithm for learning strategyproof interventions proceeds as follows: Given noisy measurements of historical trajectories of the form  $\{(\mathring{\mathbf{y}}_{i,pre}, \mathring{\mathbf{y}}_{i,post}^{(d)})\}_{i \in \mathcal{N}^{(d)}}$  for  $d \in \{0, 1\}$ , we can estimate the principal reward for assigning intervention  $d_i$  to unit  $i$  as

$$\mathring{r}_i^{(d_i)} := \sum_{t=T_0+1}^T \omega_t \cdot \mathring{y}_{i,t}^{(d_i)} \quad \text{for } i \in \llbracket n \rrbracket.$$

Using the  $(\mathring{\mathbf{y}}_{i,pre}, \mathring{r}_i^{(d)})$  pairs as training data, Algorithm 1 uses an error-in-variables regression method (e.g., principal component regression) to estimate  $\beta^{(0)}, \beta^{(1)}$  as  $\widehat{\beta}^{(0)}, \widehat{\beta}^{(1)}$ . The last step is to use the estimated linear coefficients to construct a “plug-in” estimator of intervention policy (6) to use when assigning interventions to the  $m$  out-of-sample units. We are now ready to present our formal results for learning to intervene under strategic responses when  $d \in \{0, 1\}$ .

**Theorem 4.8.** *Suppose  $d \in \{0, 1\}$ . Algorithm 1 achieves out-of-sample performance*

$$\frac{1}{m} \sum_{i=n+1}^{n+m} \left( r_i^{(d_i)} - r_i^{(d_i^*)} \right)^2 \leq \frac{4}{m} \max_{d \in \{0,1\}} \sum_{i=n+1}^{n+m} \left( \widehat{r}_i^{(d)} - r_i^{(d)} \right)^2,$$

where  $d_i$  is the intervention assigned to unit  $i$ ,  $d_i^*$  is the optimal intervention to assign to unit  $i$ , and  $\widehat{r}_i^{(d)} := \langle \widehat{\beta}^{(d)}, \mathring{\mathbf{y}}_{i,pre} \rangle$ .

Theorem 4.8 shows that the difference in performance of Algorithm 1 and a strategyproof intervention policy which makes no mistakes can be bounded by the difference between the counterfactual and estimated counterfactual reward under each intervention  $d \in \{0, 1\}$ . Therefore if  $\widehat{\beta}^{(0)}, \widehat{\beta}^{(1)}$  are very close to  $\beta^{(0)}, \beta^{(1)}$ , Algorithm 1 will perform well.

The proof of Theorem 4.8 relies on the following proposition, which shows that the interventions assigned by intervention policy (7) on strategic units match the interventions assigned according to the following intervention policy on units which are always truthful (i.e., not strategic).

**Proposition 4.9.** *Consider the following intervention policy:*

$$d_i = \begin{cases} 1 & \text{if } \widehat{r}_i^{(1)} - \widehat{r}_i^{(0)} > 0 \\ 0 & \text{otherwise,} \end{cases} \quad (8)$$

where  $\widehat{\beta}^{(0)}, \widehat{\beta}^{(1)}$  are defined as in Algorithm 1. (Recall that  $\widehat{r}_i^{(d)} := \langle \widehat{\beta}^{(d)}, \mathring{\mathbf{y}}_{i,pre} \rangle$ .) Intervention policy (7) assigns the same interventions to strategic units that intervention policy (8) assigns to truthful units.

*Proof.* The proof of Proposition 4.9 proceeds on a case-by-case basis.

**Case 1:** Suppose intervention policy (8) assigns intervention  $d_i = 1$  to unit  $i$ .

Since  $d_i = 1$ , we know that

$$\langle \widehat{\beta}^{(1)} - \widehat{\beta}^{(0)}, \mathring{\mathbf{y}}_{i,pre} \rangle > 0.$$

If unit  $i$  modifies their pre-treatment outcomes from  $\mathbf{y}_{i,pre}$  to

$$\tilde{\mathbf{y}}_{i,pre} = \mathbf{y}_{i,pre} + \delta \frac{\widehat{\beta}^{(1)} - \widehat{\beta}^{(0)}}{\left\| \widehat{\beta}^{(1)} - \widehat{\beta}^{(0)} \right\|_2},$$

then

$$\langle \widehat{\boldsymbol{\beta}}^{(1)} - \widehat{\boldsymbol{\beta}}^{(0)}, \dot{\boldsymbol{y}}_{i,pre} \rangle = \langle \widehat{\boldsymbol{\beta}}^{(1)} - \widehat{\boldsymbol{\beta}}^{(0)}, \dot{\boldsymbol{y}}_{i,pre} \rangle + \delta \left\langle \widehat{\boldsymbol{\beta}}^{(1)} - \widehat{\boldsymbol{\beta}}^{(0)}, \frac{\widehat{\boldsymbol{\beta}}^{(1)} - \widehat{\boldsymbol{\beta}}^{(0)}}{\|\widehat{\boldsymbol{\beta}}^{(1)} - \widehat{\boldsymbol{\beta}}^{(0)}\|_2} \right\rangle > \delta \|\widehat{\boldsymbol{\beta}}^{(1)} - \widehat{\boldsymbol{\beta}}^{(0)}\|_2.$$

Therefore, unit  $i$  can receive intervention  $d_i = 1$  under intervention policy (7).

**Case 2:** Suppose intervention policy (8) assigns intervention  $d_i = 0$  to unit  $i$ .

To receive intervention  $d_i = 1$ ,

$$\langle \widehat{\boldsymbol{\beta}}^{(1)} - \widehat{\boldsymbol{\beta}}^{(0)}, \dot{\boldsymbol{y}}_{pre} \rangle - \delta \|\widehat{\boldsymbol{\beta}}^{(1)} - \widehat{\boldsymbol{\beta}}^{(0)}\|_2 > 0.$$

However according to Definition 2.2, the most a unit can manipulate their pre-treatment outcomes by is  $\delta$ , so

$$\langle \widehat{\boldsymbol{\beta}}^{(1)} - \widehat{\boldsymbol{\beta}}^{(0)}, \dot{\boldsymbol{y}}_{i,pre} \rangle \leq \left\langle \widehat{\boldsymbol{\beta}}^{(1)} - \widehat{\boldsymbol{\beta}}^{(0)}, \dot{\boldsymbol{y}}_{i,pre} + \frac{\delta(\widehat{\boldsymbol{\beta}}^{(1)} - \widehat{\boldsymbol{\beta}}^{(0)})}{\|\widehat{\boldsymbol{\beta}}^{(1)} - \widehat{\boldsymbol{\beta}}^{(0)}\|_2} \right\rangle \leq \delta \|\widehat{\boldsymbol{\beta}}^{(1)} - \widehat{\boldsymbol{\beta}}^{(0)}\|_2,$$

since  $\langle \widehat{\boldsymbol{\beta}}^{(1)} - \widehat{\boldsymbol{\beta}}^{(0)}, \dot{\boldsymbol{y}}_{pre} \rangle \leq 0$ . Therefore, no valid strategic modification to unit  $i$ 's pre-treatment outcomes exists for which intervention policy (9) assigns intervention  $d_i = 1$  to unit  $i$ .  $\square$

Since the performance of intervention policy (7) on strategic units matches that of intervention policy (8) on truthful units, we can analyze the performance of intervention policy (8) on truthful units without loss of generality. The analysis of the performance of intervention policy (8) on truthful units in Appendix C completes the proof of Theorem 4.8.

Next we show that analogous performance guarantees can be obtained for the extension of Algorithm 1 to the setting where there are more than two interventions, when there is a sufficiently large *gap in rewards* for each unit type.

**Assumption 4.10** (Reward gap). *Suppose that for each unit type  $d$ , there is a gap in principal reward between assigning units their type and assigning them any other intervention. Formally, for each unit type  $d \in [k]_0$ :*

$$\forall v \in \mathcal{V}^{(d)}, \quad r_v^{(d)} - r_v^{(d')} > \gamma^{(d,d')} \quad \text{for all } d' < d,$$

where

$$\gamma^{(d,d')} := (\sqrt{T_0} + 2\delta)(\|\boldsymbol{\beta}^{(d)} - \widehat{\boldsymbol{\beta}}^{(d)}\|_2 + \|\boldsymbol{\beta}^{(d')} - \widehat{\boldsymbol{\beta}}^{(d')}\|_2) + (\kappa\sqrt{T_0} + \delta)\|\boldsymbol{\beta}^{(d)} - \boldsymbol{\beta}^{(d')}\|_2.$$

The gap in Assumption 4.10 depends on two terms: one which goes to zero as  $\{\widehat{\boldsymbol{\beta}}^{(d)}\}_{d=0}^{k-1} \rightarrow \{\boldsymbol{\beta}^{(d)}\}_{d=0}^{k-1}$  and one which is proportional to the maximum amount of measurement error and modification possible in the pre-treatment period. Note that under Assumption 4.10, Condition 3.2 holds by design. Intuitively, such a gap between unit rewards allows the principal to incentivize *truthful* unit behavior, as it is possible to design an intervention policy such that no unit has an incentive to modify from their initial pre-intervention outcomes. When units are truthful, linear intervention policies are optimal due to Proposition 4.3. We now present performance guarantees for Algorithm 2, which is a straightforward extension of Algorithm 1 to settings with more than two interventions.

**Theorem 4.11.** *Suppose Assumption 4.10 holds. Then Algorithm 2 achieves out-of-sample performance*

$$\frac{1}{m} \sum_{i=n+1}^{n+m} \left( r_i^{(d_i)} - r_i^{(d_i^*)} \right)^2 \leq \frac{k^2}{m} \max_{d \in [k]_0} \sum_{i=n+1}^{n+m} \left( \widehat{r}_i^{(d)} - r_i^{(d)} \right)^2.$$

---

**ALGORITHM 2:** Learning Strategyproof Interventions under Assumption 4.10

---

**Input:** Trajectories  $\{\{\mathring{\mathbf{y}}_{i,pre}, \mathring{\mathbf{y}}_{i,post}\}_{i \in \mathcal{N}^{(d)}}\}_{d=1}^k$

Compute  $\hat{r}_i^{(d_i)} = \sum_{t=T_0+1}^T \omega_t \cdot \mathring{y}_{i,t}^{(d_i)}$  for  $i \in \llbracket n \rrbracket$

For  $d \in \llbracket k \rrbracket$ , use  $\{\{\mathring{\mathbf{y}}_{i,pre}, \hat{r}_i^{(d)}\}_{i \in \mathcal{N}^{(d)}}\}$  to estimate  $\boldsymbol{\beta}^{(d)}$  as  $\hat{\boldsymbol{\beta}}^{(d)}$

**for**  $i = n + 1, \dots, n + m$  **do**

    Assign intervention  $d_i = d$  to unit  $i$  if

$$\begin{aligned} & \langle \hat{\boldsymbol{\beta}}^{(d)} - \hat{\boldsymbol{\beta}}^{(d')}, \mathring{\mathbf{y}}_{i,pre} \rangle - \delta \|\hat{\boldsymbol{\beta}}^{(d)} - \hat{\boldsymbol{\beta}}^{(d')}\|_2 > 0 \text{ for all } d' < d \\ & \text{and } \langle \hat{\boldsymbol{\beta}}^{(d)} - \hat{\boldsymbol{\beta}}^{(d')}, \mathring{\mathbf{y}}_{i,pre} \rangle + \delta \|\hat{\boldsymbol{\beta}}^{(d)} - \hat{\boldsymbol{\beta}}^{(d')}\|_2 \geq 0 \text{ for all } d' > d \end{aligned} \quad (9)$$

**end**

---

The proof of Theorem 4.11 proceeds analogously to that of Theorem 4.8. We begin by showing that the interventions assigned by intervention policy (9) on strategic units match the interventions assigned according to the intervention policy in the following proposition. However unlike in the proof of Theorem 4.8, we also show that behaving truthfully in the pre-intervention period is a weakly dominant strategy for each unit under Assumption 4.10.

**Proposition 4.12.** *Consider setting of Theorem 4.11 and the following intervention policy:*

*Assign intervention  $d_i = d$  to unit  $i$  if*

$$\hat{r}_i^{(d)} - \hat{r}_i^{(d')} > 0 \text{ for all } d' < d \text{ and } \hat{r}_i^{(d)} - \hat{r}_i^{(d')} \geq 0 \text{ for all } d' > d, \quad (10)$$

where  $\{\hat{\boldsymbol{\beta}}^{(d)}\}_{d \in \llbracket k \rrbracket_0}$  are defined as in Algorithm 2. Intervention policy (9) assigns the same interventions to strategic units that intervention policy (10) assigns to truthful units.

*Proof.* Suppose that intervention policy (10) would assign intervention  $d_i = d$  to unit  $i$  if they were truthful. Unit  $i$  cannot obtain any intervention  $d' > d$  under intervention policy (9), due to an argument analogous to Case 1 in the proof of Proposition 4.9.

Next we show that if  $\tilde{\mathbf{y}}_{i,pre} = \mathbf{y}_{i,pre}$ , intervention policy (9) also assigns intervention  $d$  to unit  $i$ . Consider  $d' < d$ .

$$\begin{aligned} \langle \hat{\boldsymbol{\beta}}^{(d)} - \hat{\boldsymbol{\beta}}^{(d')}, \mathring{\mathbf{y}}_{i,pre} \rangle - \delta \|\hat{\boldsymbol{\beta}}^{(d)} - \hat{\boldsymbol{\beta}}^{(d')}\|_2 & \geq -(\sqrt{T_0} + 2\delta)(\|\boldsymbol{\beta}^{(d)} - \hat{\boldsymbol{\beta}}^{(d)}\|_2 + \|\boldsymbol{\beta}^{(d')} - \hat{\boldsymbol{\beta}}^{(d')}\|_2) \\ & \quad + r_i^{(d)} - r_i^{(d')} + \langle \boldsymbol{\beta}^{(d)} - \boldsymbol{\beta}^{(d')}, \mathring{\mathbf{y}}_{i,pre} - \mathring{\mathbf{y}}_{i,pre} \rangle \\ & \quad - (\kappa\sqrt{T_0} + \delta)\|\boldsymbol{\beta}^{(d)} - \boldsymbol{\beta}^{(d')}\|_2. \end{aligned}$$

Since the reward gap  $r_i^{(d)} - r_i^{(d')}$  is sufficiently large,

$$\langle \hat{\boldsymbol{\beta}}^{(d)} - \hat{\boldsymbol{\beta}}^{(d')}, \mathring{\mathbf{y}}_{i,pre} \rangle - \delta \|\hat{\boldsymbol{\beta}}^{(d)} - \hat{\boldsymbol{\beta}}^{(d')}\|_2 > 0$$

if  $\tilde{\mathbf{y}}_{i,pre} = \mathbf{y}_{i,pre}$ . Therefore, unit  $i$  can receive intervention  $d$  under intervention policy (9) by behaving truthfully.  $\square$

The remainder of the proof of Theorem 4.11 is the same as the proof of Theorem 4.8 and can be found in Appendix C. Intuitively, a gap assumption is not needed in the single treatment regime since a unit will only modify their pre-treatment behavior in order to receive the single treatment. This is in contrast to the multi-treatment setting, where the unit's best response may be in one of several directions, depending on which treatments they are capable of receiving under a particular intervention policy. Obtaining performance guarantees for learning algorithms

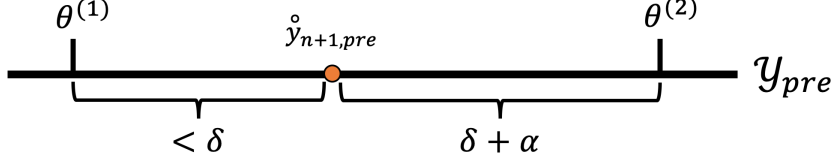


Figure 5: Visualization of the setting in Example 4.13. If  $\theta^{(1)}$  and  $\theta^{(2)}$  are perfectly known to the principal, unit  $n + 1$  will modify their pre-intervention outcome to receive intervention 1 (left of  $\theta^{(1)}$ ). However if the principal’s estimate of  $\theta^{(2)}$  is sufficiently inaccurate, unit  $n + 1$  may be able to modify their pre-intervention outcome to receive intervention 2 (right of  $\theta^{(2)}$ ).

which do not require a gap assumption appears challenging for the general case, as the unit best response is not guaranteed to converge smoothly as  $\{\hat{\beta}^{(d)}\}_{d=0}^{k-1} \rightarrow \{\beta^{(d)}\}_{d=0}^{k-1}$ . To build intuition as to why such a gap may be necessary, consider the following example.

**Example 4.13.** Consider the one-dimensional setting in Figure 5. Specifically, let  $\mathcal{Y}_{pre} \in \mathbb{R}$ ,  $d \in \{0, 1, 2\}$ , and let the optimal intervention policy be given by:

$$d_i^* = \begin{cases} 1 & \text{if } \tilde{y}_{i,pre} \leq \theta^{(1)} \\ 2 & \text{if } \tilde{y}_{i,pre} \geq \theta^{(2)} \\ 0 & \text{o.w.} \end{cases} \quad (11)$$

for some  $\theta^{(1)} \in \mathbb{R}$ ,  $\theta^{(2)} \in \mathbb{R}$ , and  $\theta^{(1)} < \theta^{(2)}$ . Suppose the principal deploys the following “plug-in” estimate of intervention policy (11):

$$d_i = \begin{cases} 1 & \text{if } \hat{y}_{i,pre} \leq \hat{\theta}^{(1)} \\ 2 & \text{if } \hat{y}_{i,pre} \geq \hat{\theta}^{(2)} \\ 0 & \text{o.w.} \end{cases}$$

for  $\hat{\theta}^{(1)} \in \mathbb{R}$  and  $\hat{\theta}^{(2)} \in \mathbb{R}$ . Moreover, suppose that the principal has perfect knowledge of  $\theta^{(1)}$  (i.e.,  $\hat{\theta}^{(1)} = \theta^{(1)}$ ) and after observing data from  $n$  non-strategic units,

$$|\hat{\theta}^{(2)}(n) - \theta^{(2)}| = \frac{c}{n}$$

for some  $c > 0$ . Now consider a strategic unit  $n + 1$  with  $\hat{y}_{n+1,pre} = y$  such that  $y - \theta^{(1)} < \delta$  and  $\theta^{(2)} - y = \delta + \alpha$ , for some  $\alpha > 0$ . If the principal had perfect knowledge of  $\theta^{(2)}$ , unit  $n + 1$ ’s best-response would be to modify their pre-treatment outcome to  $\theta^{(1)}$  and receive intervention 1. However given the expression for  $\hat{\theta}^{(2)}$ , we can write the best-response of unit  $n + 1$  as

$$\hat{y}_{n+1,pre} = \begin{cases} \theta^{(1)} & \text{if } \hat{\theta}^{(2)} = \theta^{(2)} + \frac{c}{n} \\ \hat{\theta}^{(2)} = y + \delta + \alpha - \frac{c}{n} & \text{if } \hat{\theta}^{(2)} = \theta^{(2)} - \frac{c}{n} \end{cases}$$

as long as the number of non-strategic units  $n < \frac{c}{\alpha}$ . Therefore under this setting, if the  $n + 1$ -st unit has pre-intervention outcome  $y$ , then their best-response may be highly discontinuous as long as  $n < \frac{c}{\alpha}$  (recall that  $\alpha$  can be arbitrarily small), despite the fact that  $\theta^{(1)}$  is perfectly known to the principal and  $\hat{\theta}^{(2)}$  converges to  $\theta^{(2)}$  at the “fast” rate of  $\mathcal{O}(1/n)$ .

#### 4.2.1 Convergence rates using Principal Component Regression

We conclude this section by providing concrete convergence rates for Algorithm 1 and Algorithm 2 when one uses principal component regression (PCR) to estimate  $\{\beta^{(d)}\}_{d=0}^{k-1}$ .



**Principal component regression** We first describe the basics of PCR, using the notation of our setting. Let

$$\hat{Y}_{pre}^{(d)} := [\hat{\mathbf{y}}_{i,pre}^\top : i \in \mathcal{N}^{(d)}] \in \mathbb{R}^{n^{(d)} \times T_0}$$

and

$$\hat{Y}'_{pre} := [\hat{\mathbf{y}}_{n+i,pre}^\top : i \in \llbracket m \rrbracket] \in \mathbb{R}^{m \times T_0}.$$

Denote the singular value decomposition of  $\hat{Y}_{pre}^{(d)}$  as

$$\hat{Y}_{pre}^{(d)} = \sum_{l=1}^{n^{(d)} \wedge T_0} s_l^{(d)} \hat{\mathbf{u}}_l^{(d)} (\hat{\mathbf{v}}_l^{(d)})^\top,$$

where  $s_l^{(d)} \in \mathbb{R}$  is the  $l$ -th singular value,  $\hat{\mathbf{u}}_l^{(d)} \in \mathbb{R}^{n^{(d)}}$  is the  $l$ -th left singular vector, and  $\hat{\mathbf{v}}_l^{(d)} \in \mathbb{R}^{T_0}$  is the  $l$ -th right singular vector. Denote the vector of observed principal rewards under intervention  $d$  as

$$\hat{\mathbf{r}}^{(d)} := [\hat{r}_i^{(d)} : i \in \mathcal{N}^{(d)}]^\top \in \mathbb{R}^{n^{(d)}}.$$

For a given hyperparameter  $p \leq n^{(d)} \wedge T_0$ , we can use PCR to estimate  $\beta^{(d)}$  as

$$\hat{\beta}^{(d)} := \left( \sum_{l=1}^p \frac{1}{s_l^{(d)}} \hat{\mathbf{v}}_l^{(d)} (\hat{\mathbf{u}}_l^{(d)})^\top \right) \hat{\mathbf{r}}^{(d)}.$$

In order to perform out-of-sample prediction, PCR first de-noises  $\hat{Y}'_{pre}$  by computing

$$\hat{Y}'_{pre} = \sum_{l=1}^p s_l \hat{\mathbf{u}}_l \hat{\mathbf{v}}_l^\top, \quad \text{where } \hat{Y}'_{pre} = \sum_{l=1}^{m \wedge T_0} s_l \hat{\mathbf{u}}_l \hat{\mathbf{v}}_l^\top.$$

Principal rewards are then estimated as  $\hat{\mathbf{r}}^{(d)} := \hat{Y}'_{pre} \hat{\beta}^{(d)}$ . In order to leverage the out-of-sample guarantees for PCR, we make the following two assumptions on  $\{Y_{pre}^{(d)}\}_{d=0}^{k-1}$  and  $Y'_{pre}$ .

**Assumption 4.14** (Subspace Inclusion). *The rowspace of  $Y'_{pre}$  is contained within that of  $Y_{pre}^{(d)}$ , for all  $d \in \llbracket k \rrbracket_0$ .*

Assumption 4.14 can be thought of as a sufficient condition for ‘‘causal transportability’’ from the  $n$  training units to the  $m$  out-of-sample units. Next we impose a condition on the singular values of  $Y_{pre}^{(0)}$  and  $Y_{pre}^{(1)}$ , although this assumption is not strictly necessary for the PCR results of Agarwal et al. [2019] to apply. See Corollary C.2 for a more general result which does not require Assumption 4.15, albeit at the cost of generally worse rates.

**Assumption 4.15** (Balanced Spectra). *For all  $d \in \llbracket k \rrbracket_0$ , the  $r$  non-zero singular values  $\{s_l^{(d)}\}_{l=1}^r$  of  $Y_{pre}^{(d)}$  satisfy  $s_l^{(d)} = \Theta(\sqrt{n^{(d)} T_0 / r})$  for  $l \in \llbracket r \rrbracket$ . The  $r$  non-zero singular values  $\{s'_l\}_{l=1}^r$  of  $Y'_{pre}$  satisfy  $s'_l = \Theta(\sqrt{m T_0 / r})$  for  $l \in \llbracket r \rrbracket$ .*

We are now ready to state our formal result for the convergence rates of Algorithm 2 using PCR. An analogous bound can be obtained for Algorithm 1.

**Corollary 4.16.** *Consider  $\beta^{(d)} \in \text{rowspan}(Y_{pre}^{(d)})$  for  $d \in \llbracket k \rrbracket_0$  and the procedure of Algorithm 2, where  $\{\hat{\beta}^{(d)}\}_{d=0}^{k-1}$  are given by PCR with  $p = r$ . Let  $\|\beta^{(d)}\|_2 = \Omega(1)$  and  $\|\beta^{(d)}\|_1 = \mathcal{O}(\sqrt{T_0})$  for all  $d \in \llbracket k \rrbracket_0$ . If Assumptions 4.1, 4.10, 4.14, 4.15 hold, then with probability at least  $1 - \mathcal{O}(\sum_{d=0}^{k-1} ((n^{(d)} \wedge m) T_0)^{-10})$ ,*

$$\begin{aligned} & \frac{1}{m} \sum_{i=n+1}^{n+m} \left( r_i^{(d_i)} - r_i^{(d_i^*)} \right)^2 \leq k^2 \max_{d \in \llbracket k \rrbracket_0} C_{noise} r^3 \log((n^{(d)} \wedge m) T_0) \\ & \cdot \left( \left( \frac{1 \vee \frac{T_0}{m}}{n^{(d)} \wedge T_0} + \frac{n^{(d)} \vee T_0}{(n^{(d)} \wedge T_0)^2} + \frac{1}{m} \right) \|\beta^{(d)}\|_1^2 + \left( \frac{\sqrt{n^{(d)}}}{n^{(d)} \wedge T_0} \right) \|\beta^{(d)}\|_1 \right) \end{aligned}$$

Our proof of Corollary 4.16 proceeds by leveraging the bounds for PCR in the error-in-variables setting of Agarwal et al. [2019] to show that if intervention policy (10) assigns sub-optimal interventions to a truthful unit, then the resulting loss in principal reward is not too large. For intuition, consider the special case where  $n^{(d)} = \frac{n}{k} > m > T_0$  and  $\|\widehat{\beta}^{(d)}\|_1 = \mathcal{O}(b)$  for  $d \in \llbracket k \rrbracket_0$ , where  $b$  is constant with respect to  $T_0$ . Under such a setting,

$$\frac{1}{m} \sum_{i=n+1}^{n+m} \left( r_i^{(d_i)} - r_i^{(d_i^*)} \right)^2 = \tilde{\mathcal{O}} \left( b^2 r^3 \left( \frac{1}{T_0} + \frac{n}{kT_0^2} + \frac{1}{m} \right) \right),$$

where  $\tilde{\mathcal{O}}(\cdot)$  suppresses logarithmic terms. If  $n = o(T_0^2)$ ,

$$\frac{1}{m} \sum_{i=n+1}^{n+m} \left( r_i^{(d_i)} - r_i^{(d_i^*)} \right)^2 \rightarrow 0 \quad \text{as } n, m, T_0 \rightarrow \infty.$$

## 5 Conclusions and Future Research

We introduce a framework for strategy-aware decision-making in panel data settings. In settings captured by our framework, we provide a sufficient and necessary condition for a strategyproof intervention policy to exist. Next we specialize our results to the special case where unit outcomes are generated via a latent factor model, and the principal’s reward is a linear combination of post-intervention outcomes. Under this setting, we show that the strategyproof intervention policy takes a simple closed form, when one exists. Additionally when there is only a single treatment and control, we show that a strategyproof intervention policy always exists, and we provide an algorithm for learning such an intervention policy from historical data. We also show that analogous performance guarantees can be obtained in the general setting under a gap assumption on the principal’s rewards. Finally, we provide concrete rates of convergence for learning a strategyproof intervention policy when the parameters of interest are estimated via principal component regression. Along the way, we prove impossibility results for multi-class strategic classification which may be of independent interest. There are several exciting directions for future work.

**Heterogeneous units** Our sufficient and necessary condition for a strategyproof intervention policy to exist relies on the form of the unit best-response. While our model of homogeneous unit preferences and a common effort budget captures some settings well (e.g., patients may prefer an effective-but-costly medical treatment to a less-effective-but-cheaper alternative, customers generally prefer higher discounts to lower ones), it may not be realistic under others. It would be interesting to study more general games between the principal and strategic units which allow for, e.g., heterogeneous effort budgets and unit preferences over interventions.

**Truthful mechanisms** It would be interesting to explore the feasibility of designing mechanisms for incentivizing truthful behavior in panel data settings, as the strategyproof intervention policies we derive require some units to manipulate their pre-intervention outcomes in order to receive the intervention equal to their type. Deriving such a truthful mechanism appears challenging, as intervening based on a unit’s pre-intervention outcomes provides an incentive for units to behave non-truthfully.

## References

- A. Abadie and J. Gardeazabal. The economic costs of conflict: A case study of the basque country. *American Economic Review*, 2003a.
- A. Abadie, A. Diamond, and J. Hainmueller. Synthetic control methods for comparative case studies: Estimating the effect of california’s tobacco control program. *Journal of the American Statistical Association*, 2010a.
- Alberto Abadie and Javier Gardeazabal. The economic costs of conflict: A case study of the basque country. *American economic review*, 93(1):113–132, 2003b.
- Alberto Abadie, Alexis Diamond, and Jens Hainmueller. Synthetic control methods for comparative case studies: Estimating the effect of california’s tobacco control program. *Journal of the American statistical Association*, 105(490):493–505, 2010b.
- Anish Agarwal, Devavrat Shah, Dennis Shen, and Dogyoon Song. On robustness of principal component regression. *Advances in Neural Information Processing Systems*, 32, 2019.
- Anish Agarwal, Devavrat Shah, and Dennis Shen. Synthetic interventions. *arXiv preprint arXiv:2006.07691*, 2020a.
- Anish Agarwal, Devavrat Shah, and Dennis Shen. On principal component regression in a high-dimensional error-in-variables setting. *arXiv preprint arXiv:2010.14449*, 2020b.
- Anish Agarwal, Munther Dahleh, Devavrat Shah, and Dennis Shen. Causal matrix completion. *arXiv preprint arXiv:2109.15154*, 2021a.
- Anish Agarwal, Devavrat Shah, Dennis Shen, and Dogyoon Song. On robustness of principal component regression. *Journal of the American Statistical Association*, 116(536):1731–1745, 2021b. doi: 10.1080/01621459.2021.1928513.
- Saba Ahmadi, Hedyeh Beyhaghi, Avrim Blum, and Keziah Naggita. The strategic perceptron. In *Proceedings of the 22nd ACM Conference on Economics and Computation*, pages 6–25, 2021.
- Muhammad Jehangir Amjad, Devavrat Shah, and Dennis Shen. Robust synthetic control. *Journal of Machine Learning Research*, 19:1–51, 2018.
- Muhummad Amjad, Vishal Mishra, Devavrat Shah, and Dennis Shen. mrsc: Multi-dimensional robust synthetic control. *Proceedings of the ACM on Measurement and Analysis of Computing Systems*, 3(2), 2019.
- Joshua D. Angrist and Jörn-Steffen Pischke. *Mostly Harmless Econometrics: An Empiricist’s Companion*. Princeton University Press, 2009. ISBN 9780691120348.
- Manuel Arellano and Bo Honore. Panel data models: Some recent developments. *Handbook of Econometrics*, 02 2000.
- Dmitry Arkhangelsky, Susan Athey, David A. Hirshberg, Guido W. Imbens, and Stefan Wager. Synthetic difference in differences, 2020.
- Orley C Ashenfelter and David Card. Using the longitudinal structure of earnings to estimate the effect of training programs, 1984.
- Susan Athey, Mohsen Bayati, Nikolay Doudchenko, Guido Imbens, and Khashayar Khosravi. Matrix completion methods for causal panel data models. *Journal of the American Statistical Association*, 116(536):1716–1730, 2021.

- Jushan Bai. Inferential theory for factor models of large dimensions. *Econometrica*, 71(1):135–171, 2003. ISSN 00129682, 14680262. URL <http://www.jstor.org/stable/3082043>.
- Jushan Bai. Panel data models with interactive fixed effects. *Econometrica*, 77(4):1229–1279, 2009. ISSN 00129682, 14680262. URL <http://www.jstor.org/stable/40263859>.
- Jushan Bai and Serena Ng. Matrix completion, counterfactuals, and factor analysis of missing data, 2020.
- Yahav Bechavod, Katrina Ligett, Steven Wu, and Juba Ziani. Gaming helps! learning from strategic interactions in natural dynamics. In *International Conference on Artificial Intelligence and Statistics*, pages 1234–1242. PMLR, 2021.
- Yahav Bechavod, Chara Podimata, Steven Wu, and Juba Ziani. Information discrepancy in strategic learning. In *International Conference on Machine Learning*, pages 1691–1715. PMLR, 2022.
- Eli Ben-Michael, Avi Feller, and Jesse Rothstein. The augmented synthetic control method, 2020.
- Marianne Bertrand, Esther Duflo, and Sendhil Mullainathan. How much should we trust differences-in-differences estimates? *The Quarterly journal of economics*, 119(1):249–275, 2004.
- Gary Chamberlain. Panel data. In Z. Griliches† and M. D. Intriligator, editors, *Handbook of Econometrics*, volume 2, chapter 22, pages 1247–1318. Elsevier, 1 edition, 1984. URL <https://EconPapers.repec.org/RePEc:eee:ecochp:2-22>.
- Mark K. Chan and Simon Kwok. The PCDID Approach: Difference-in-Differences when Trends are Potentially Unparallel and Stochastic. Working Papers 2020-03, University of Sydney, School of Economics, March 2020. URL <https://ideas.repec.org/p/syd/wpaper/2020-03.html>.
- Yiling Chen, Yang Liu, and Chara Podimata. Learning strategy-aware linear classifiers. *Advances in Neural Information Processing Systems*, 33:15265–15276, 2020.
- Victor Chernozhukov, Kaspar Wuthrich, and Yinchu Zhu. Practical and robust  $t$ -test based inference for synthetic control and related methods, 2020.
- Harold Davis. *Search engine optimization*. " O’Reilly Media, Inc.", 2006.
- Jinshuo Dong, Aaron Roth, Zachary Schutzman, Bo Waggoner, and Zhiwei Steven Wu. Strategic classification from revealed preferences. In *Proceedings of the 2018 ACM Conference on Economics and Computation*, pages 55–70, 2018.
- N. Doudchenko and G. Imbens. Balancing, regression, difference-in-differences and synthetic control methods: A synthesis. *NBER Working Paper No. 22791*, 2016.
- Iván Fernández-Val, Hugo Freeman, and Martin Weidner. Low-rank approximations of nonseparable panel models, 2020.
- Ganesh Ghalme, Vineet Nair, Itay Eilat, Inbal Talgam-Cohen, and Nir Rosenfeld. Strategic classification in the dark. In *International Conference on Machine Learning*, pages 3672–3681. PMLR, 2021.
- Moritz Hardt, Nimrod Megiddo, Christos Papadimitriou, and Mary Wootters. Strategic classification. In *Proceedings of the 2016 ACM conference on innovations in theoretical computer science*, pages 111–122, 2016.
- Keegan Harris, Valerie Chen, Joon Sik Kim, Ameet Talwalkar, Hoda Heidari, and Zhiwei Steven Wu. Bayesian persuasion for algorithmic recourse. *arXiv preprint arXiv:2112.06283*, 2021a.

- Keegan Harris, Hoda Heidari, and Steven Z Wu. Stateful strategic regression. *Advances in Neural Information Processing Systems*, 34:28728–28741, 2021b.
- Keegan Harris, Dung Daniel T Ngo, Logan Stapleton, Hoda Heidari, and Steven Wu. Strategic instrumental variable regression: Recovering causal relationships from strategic responses. In *International Conference on Machine Learning*, pages 8502–8522. PMLR, 2022.
- Tatiana Homonoff, Rourke O’Brien, and Abigail B Sussman. Does knowing your fico score change financial behavior? evidence from a field experiment with student loan borrowers. *Review of Economics and Statistics*, 103(2):236–250, 2021.
- Cheng Hsiao, H. Steve Ching, and Shui Ki Wan. A panel data approach for program evaluation: Measuring the benefits of political and economic integration of hong kong with mainland china. *Journal of Applied Econometrics*, 27(5):705–740, 2012. doi: <https://doi.org/10.1002/jae.1230>.
- Meena Jagadeesan, Celestine Mendler-Dünner, and Moritz Hardt. Alternative microfoundations for strategic classification. In *International Conference on Machine Learning*, pages 4687–4697. PMLR, 2021.
- Jon Kleinberg and Manish Raghavan. How do classifiers induce agents to invest effort strategically? *ACM Transactions on Economics and Computation (TEAC)*, 8(4):1–23, 2020.
- Sagi Levanon and Nir Rosenfeld. Strategic classification made practical. In *International Conference on Machine Learning*, pages 6243–6253. PMLR, 2021.
- Kathleen T. Li. Inference for factor model based average treatment effects. *Available at SSRN 3112775*, 2018.
- Kathleen T. Li and David R. Bell. Estimation of average treatment effects with panel data: Asymptotic theory and implementation. *Journal of Econometrics*, 197(1):65 – 75, 2017. ISSN 0304-4076. doi: <https://doi.org/10.1016/j.jeconom.2016.01.011>.
- Kung-Yee Liang and Scott L. Zeger. Longitudinal data analysis using generalized linear models. *Biometrika*, 73(1):13–22, 04 1986. ISSN 0006-3444. doi: 10.1093/biomet/73.1.13. URL <https://doi.org/10.1093/biomet/73.1.13>.
- Hyungsik Roger Moon and Martin Weidner. Linear regression for panel with unknown number of factors as interactive fixed effects. *Econometrica*, 83(4):1543–1579, 2015. ISSN 00129682, 14680262. URL <http://www.jstor.org/stable/43616977>.
- Hyungsik Roger Moon and Martin Weidner. Dynamic linear panel regression models with interactive fixed effects. *Econometric Theory*, 33(1):158–195, 2017. doi: 10.1017/S0266466615000328.
- M. Hashem Pesaran. Estimation and inference in large heterogeneous panels with a multifactor error structure. *Econometrica*, 74(4):967–1012, 2006. ISSN 00129682, 14680262. URL <http://www.jstor.org/stable/3805914>.
- Yonadav Shavit, Benjamin Edelman, and Brian Axelrod. Causal strategic linear regression. In *International Conference on Machine Learning*, pages 8676–8686. PMLR, 2020.
- Yiqing Xu. Generalized synthetic control method: Causal inference with interactive fixed effects models. *Political Analysis*, 25(1):57–76, 2017. doi: 10.1017/pan.2016.2.




Figure 6: Illustration of Example A.1. The left and right orange dots are  $\mathbf{y}_{pre}^{(0)}$  and  $\mathbf{y}_{pre}^{(1)}$  respectively. Grey circles represent the variance in the observed pre-treatment outcomes due to measurement noise. If  $\|\mathbf{y}_{pre}^{(1)} - \mathbf{y}_{pre}^{(0)}\|_2 \leq \delta$ , a constant fraction of units with private type  $\mathbf{v}^{(0)}$  will be able to modify their pre-treatment outcomes to look like units with private type  $\mathbf{v}^{(1)}$ .

## A Decision-Making using Synthetic Interventions is not Strategyproof

We begin by showing that assigning interventions to strategic units using the *synthetic interventions* method is generally not strategyproof, even when there is only a single treatment and control. The setting we consider is that of Figure 1, with  $d \in \{0, 1\}$ , principal reward equal to the sum of post-intervention outcomes, and intervention policy  $\pi$  given by the following synthetic interventions procedure:

1. For  $d \in \{0, 1\}$ , learn a linear model  $\hat{\omega}_i^{(d)} \in \mathbb{R}^{n^{(d)}}$  between unit  $i$  and  $\mathcal{N}^{(d)}$  for  $i \in \{n+1, \dots, n+m\}$  using, e.g., PCR, and the pre-treatment outcomes of unit  $i$  and  $\mathcal{N}^{(d)}$ .
2. For  $i \in \{n+1, \dots, n+m\}$ , estimate the reward of assigning intervention  $d$  to unit  $i$  as

$$\hat{r}_i^{(d)} = \sum_{t=T_0+1}^T \sum_{j \in \mathcal{N}^{(d)}} \hat{\omega}_i^{(d)}[j] y_{j,t}^{(d)}$$

3. Assign interventions  $\{d_i := \pi(\hat{\mathbf{y}}_{i,pre}) = \arg \max_{d \in [k]_0} \hat{r}_i^{(d)}\}_{i=n+1}^{n+m}$

**Example A.1.** For simplicity, consider  $d \in \{0, 1\}$ . Suppose there are only two unit types:  $\mathbf{v}^{(0)}$  and  $\mathbf{v}^{(1)}$ , where  $r_i^{(0)} > r_i^{(1)}$  if  $\mathbf{v}_i = \mathbf{v}^{(0)}$  and  $r_i^{(1)} > r_i^{(0)}$  if  $\mathbf{v}_i = \mathbf{v}^{(1)}$ . Furthermore, suppose that all units prefer receiving the treatment to the control, the decision maker has access to data from a randomized control trial (RCT) with  $\mathcal{N}^{(0)} = \mathcal{N}^{(1)} = n/2$ , and that the distribution over units is such that  $\mathbb{P}(\mathbf{v}_i = \mathbf{v}^{(0)}) = \mathbb{P}(\mathbf{v}_i = \mathbf{v}^{(1)}) = 1/2$ , for  $i \leq n$ . Intuitively, all units with private type  $\mathbf{v}^{(0)}$  will have pre-treatment outcomes  $\mathbf{y}_{pre}^{(0)}$  and units with private type  $\mathbf{v}^{(1)}$  will have pre-treatment outcomes  $\mathbf{y}_{pre}^{(1)}$ . See Figure 6 for a visual depiction of such a setting. Now consider a decision maker who uses the RCT data to construct a synthetic interventions procedure, and uses it to assign interventions to  $m$  new units. If  $n$  is sufficiently large and the new units are not strategic, then under standard assumptions the above synthetic interventions procedure should assign the optimal interventions to new units with constant probability, as each sequence of observed pre-treatment outcomes  $\hat{\mathbf{y}}_{i,pre}$  is a noisy observation of either  $\mathbf{y}_{pre}^{(0)}$  or  $\mathbf{y}_{pre}^{(1)}$ . However, if units are strategic and  $\|\mathbf{y}_{pre}^{(1)} - \mathbf{y}_{pre}^{(0)}\|_2 \leq \delta$ , then new units with private type  $\mathbf{v}^{(0)}$  will be able to

**Interaction protocol: Multi-class strategic classification**

1. Using historical data collected from  $n$  non-strategic agents, principal learns and publicly commits to an assessment policy  $\pi : \mathcal{Y} \rightarrow \llbracket k \rrbracket_0$
2.  $m$  new agents arrive and strategically modify their observable features from  $\mathbf{y}_i$  to  $\tilde{\mathbf{y}}_i$  according to Assumption B.2, for  $i \in \{n+1, \dots, n+m\}$
3. Principal observes  $\tilde{\mathbf{y}}_i$  and assigns prediction  $d_i = \pi(\tilde{\mathbf{y}}_i)$  to agent  $i$
4. Principal receives reward  $r_i^{(d_i)} = \mathbb{1}\{d_i = d_i^*\}$

Figure 7: Summary of the multi-class strategic classification setting we consider.

modify their pre-treatment behavior according to Definition 2.2 to look like units with private type  $\mathbf{v}^{(1)}$ , which will cause the synthetic interventions procedure to assign intervention  $d = 1$  to those units with constant probability. Therefore with constant probability,

$$\frac{1}{m} \sum_{i=n+1}^{n+m} \left( r_i^{(d_i)} - r_i^{(d_i^*)} \right)^2 = \Omega(1)$$

when interventions are assigned using synthetic interventions, even as  $n, T, m \rightarrow \infty$ .

## B Proofs from Section 4.1: Implications for Multi-Class Strategic Classification

We consider a setting in which a *principal* interacts with  $m$  strategic *agents*. Each agent  $i$  has a set of *initial* observable features  $\mathbf{y}_i \in \mathcal{Y}$ , which may be different from the set of *modified* observable features  $\tilde{\mathbf{y}}_i \in \mathcal{Y}$  they present to the principal. Given observable features  $\tilde{\mathbf{y}}_i$ , the principal makes a *prediction*  $d_i$  from some set of possible *classes*  $\llbracket k \rrbracket_0$ . We assume that each agent has some true label  $d_i^*$ , and the principal receives reward 1 if  $d_i = d_i^*$  and reward 0 otherwise. In contrast to the principal’s reward, we assume that each agent’s reward  $r_i^A(d)$  is a function of the prediction alone, i.e.,  $r_i^A(d) = r^A(d), \forall i \in \llbracket m \rrbracket$ , and is known to the principal.

The principal’s *policy*  $\pi : \mathcal{Y} \rightarrow \llbracket k \rrbracket_0$  is a mapping from observable features to predictions. In particular, give a set of training data consisting of  $\{(\mathbf{y}_i, d_i)\}_{i=1}^n$  pairs from  $n$  non-strategic agents, the goal of the principal is to deploy a policy which minimizes the *out-of-sample* error on  $m$  strategic units.

**Definition B.1** (Out-of-sample error). *The out-of-sample error of a policy  $\pi$  is defined as the empirical probability that  $\pi$  makes an incorrect prediction on the  $m$  test agents. Formally,*

$$\frac{1}{m} \sum_{i=n+1}^{n+m} \mathbb{1}\{d_i \neq d_i^*\}$$

Given a principal policy  $\pi$ , it is natural for an agent to modify their observable features in a way which maximizes their reward. Specifically, we assume that agent  $i$  strategically modifies their observable features based on the principal’s policy, subject to a constraint on the amount of modification which is possible. In addition to being a common assumption in the literature (similar assumptions are made in, e.g., Chen et al. [2020], Kleinberg and Raghavan [2020], Harris et al. [2021b]), this *budget* constraint on the amount an agent can modify their features reflects the fact that agents have inherent constraints on the amount of time and resources they can spend on modification.

**Assumption B.2** (Agent Best Response). We assume that agent  $i$  best-responds to the principal's policy  $\pi$  in order to maximize their expected reward, subject to the constraint that their modified observable features  $\tilde{\mathbf{y}}_i$  are within an  $\ell_2$  ball of radius  $\delta$  of their initial observable features  $\mathbf{y}_i$ . Formally, we assume that agent  $i$  solves the following optimization to determine their modified observable features:

$$\begin{aligned} \tilde{\mathbf{y}}_i &\in \arg \max_{\hat{\mathbf{y}}_i \in \mathcal{Y}} r^A(\pi(\hat{\mathbf{y}}_i)) \\ \text{s.t. } &\|\hat{\mathbf{y}}_i - \mathbf{y}_i\|_2 \leq \delta \end{aligned}$$

Furthermore, we assume that if an agent is indifferent between modifying their observable features and not modifying, they choose not to modify. See Figure 7 for a summary of the setting we consider. We are now ready to present our main result for multi-class strategic classification, which follows straightforwardly from Example 4.6.

**Corollary B.3.** Suppose  $\mathcal{Y} = \mathbb{R}^2$ ,  $k = 3$ , and  $r^A(2) > r^A(1) = r^A(0)$ . For the following labeling over  $\mathcal{Y}$ , there exists a distribution over agents such that no policy can achieve perfect classification if agents strategically modify according to Assumption B.2.

$$d_i^* = \begin{cases} 0 & \text{if } \langle \boldsymbol{\beta}_{10}, \mathbf{y}_i \rangle < 0 \text{ and } \langle \boldsymbol{\beta}_{20}, \mathbf{y}_i \rangle < 0 \\ 1 & \text{if } \langle \boldsymbol{\beta}_{21}, \mathbf{y}_i \rangle < 0 \text{ and } \langle \boldsymbol{\beta}_{10}, \mathbf{y}_i \rangle \geq 0 \\ 2 & \text{if } \langle \boldsymbol{\beta}_{21}, \mathbf{y}_i \rangle \geq 0 \text{ and } \langle \boldsymbol{\beta}_{20}, \mathbf{y}_i \rangle \geq 0 \end{cases}$$

where  $\boldsymbol{\beta}_{20} = [1 \ 0.5]^\top$ ,  $\boldsymbol{\beta}_{21} = [-1 \ 0.5]^\top$ , and  $\boldsymbol{\beta}_{10} = [2 \ 0]^\top$ .

## C Proofs from Section 4.2: Learning Strategy-Proof Intervention Policies

**Theorem C.1.** The procedure of Algorithm 2 achieves out-of-sample performance

$$\frac{1}{m} \sum_{i=n+1}^{n+m} \left( r_i^{(d_i)} - r_i^{(d_i^*)} \right)^2 \leq \frac{k^2}{m} \max_{d \in [k]_0} \sum_{i=n+1}^{n+m} \left( \hat{r}_i^{(d)} - r_i^{(d)} \right)^2,$$

where  $\hat{r}_i^{(d)} := \langle \hat{\boldsymbol{\beta}}^{(d)}, \hat{\mathbf{y}}_{i,pre} \rangle$  is the estimated reward of intervention  $d$  under  $\hat{\boldsymbol{\beta}}^{(d)}$  if unit  $i$  is truthful.

*Proof.* If  $d_i = d_i^*$ , then  $r_i^{(d_i)} - r_i^{(d_i^*)} = 0$ . If  $d_i \neq d_i^*$ , we know that

$$r_i^{(d_i^*)} - |\hat{r}_i^{(d_i^*)} - r_i^{(d_i^*)}| \leq \hat{r}_i^{(d_i^*)} \leq \hat{r}_i^{(d_i)} \leq r_i^{(d_i)} + |\hat{r}_i^{(d_i)} - r_i^{(d_i)}|.$$

Therefore,

$$\begin{aligned} \frac{1}{m} \sum_{i=n+1}^{n+m} \left( r_i^{(d_i)} - r_i^{(d_i^*)} \right)^2 &\leq \frac{1}{m} \sum_{i=n+1}^{n+m} \left( |\hat{r}_i^{(d_i)} - r_i^{(d_i)}| + |\hat{r}_i^{(d_i^*)} - r_i^{(d_i^*)}| \right)^2 \\ &\leq \frac{1}{m} \sum_{i=n+1}^{n+m} \left( \sum_{d=0}^{k-1} |\hat{r}_i^{(d)} - r_i^{(d)}| \right)^2 \\ &= \frac{1}{m} \sum_{i=n+1}^{n+m} \left( \sum_{d=0}^{k-1} (\hat{r}_i^{(d)} - r_i^{(d)})^2 + \sum_{d=0}^{k-1} \sum_{d'=0, d' \neq d}^{k-1} |\hat{r}_i^{(d)} - r_i^{(d)}| |\hat{r}_i^{(d')} - r_i^{(d')}| \right) \\ &\leq \frac{k^2}{m} \max_{d \in [k]_0} \sum_{i=n+1}^{n+m} \left( \hat{r}_i^{(d)} - r_i^{(d)} \right)^2 \end{aligned}$$

□



**Corollary C.2.** Consider the setting of Section 4,  $\beta^{(d)} \in \text{rowspan}(Y_{pre}^{(d)})$  for  $d \in \llbracket k \rrbracket_0$ , and the procedure of Algorithm 1, where  $\{\hat{\beta}^{(d)}\}_{d=0}^{k-1}$  are given by PCR with  $p = r$ . Let  $\|\beta^{(d)}\|_2 = \Omega(1)$  and  $\|\beta^{(d)}\|_1 = \mathcal{O}(\sqrt{T_0})$  for  $d \in \llbracket k \rrbracket_0$ . If Assumptions 4.1, 4.10, and 4.14 hold, then with probability at least  $1 - \mathcal{O}(\sum_{d=0}^{k-1} ((n^{(d)} \wedge m)T_0)^{-10})$ ,

$$\frac{1}{m} \sum_{i=n+1}^{n+m} \left( r_i^{(d_i)} - r_i^{(d_i^*)} \right)^2 \leq k^2 \max_{d \in \llbracket k \rrbracket_0} C_{noise} \cdot \log((n^{(d)} \wedge m)T_0) \left( \frac{r(1 \vee \frac{T_0}{m}) \|\beta^{(d)}\|_1^2}{\text{snr}^2} + \frac{r(n^{(d)} \vee T_0) \|\beta^{(d)}\|_1^2}{\text{snr}^4} + \frac{r \|\beta^{(d)}\|_1^2}{\text{snr}_{test}^2 \wedge m} + \frac{\sqrt{n^{(d)}} \|\beta^{(d)}\|_1}{\text{snr}^2} \right)$$

The proof of Corollary C.2 follows from applying Theorem D.1 to Theorem C.1.

**Corollary C.3.** Consider the setting of Section 4,  $\beta^{(d)} \in \text{rowspan}(Y_{pre}^{(d)})$  for  $d \in \llbracket k \rrbracket_0$ , and the procedure of Algorithm 1, where  $\{\hat{\beta}^{(d)}\}_{d=0}^{k-1}$  are given by PCR with  $p = r$ . Let  $\|\beta^{(d)}\|_2 = \Omega(1)$  and  $\|\beta^{(d)}\|_1 = \mathcal{O}(\sqrt{T_0})$  for  $d \in \llbracket k \rrbracket_0$ . If Assumptions 4.1, 4.10, 4.14, and 4.15 hold, then with probability at least  $1 - \mathcal{O}(\sum_{d=0}^{k-1} ((n^{(d)} \wedge m)T_0)^{-10})$ ,

$$\frac{1}{m} \sum_{i=n+1}^{n+m} \left( \mathbb{E}[r_i^{(d_i)} - r_i^{(d_i^*)}] \right)^2 \leq k^2 \max_{d \in \llbracket k \rrbracket_0} C_{noise} r^3 \log((n^{(d)} \wedge m)T_0) \cdot \left( \left( \frac{1 \vee \frac{T_0}{m}}{n^{(d)} \wedge T_0} + \frac{n^{(d)} \vee T_0}{(n^{(d)} \wedge T_0)^2} + \frac{1}{m} \right) \|\beta^{(d)}\|_1^2 + \left( \frac{\sqrt{n^{(d)}}}{n^{(d)} \wedge T_0} \right) \|\beta^{(d)}\|_1 \right)$$

The proof of Corollary 4.16 follows from applying Corollary D.2 to Theorem C.1.

## D Further Background on Principal Component Regression

Notation of Agarwal et al. [2019]	Our Notation
$C_{noise}$	$C_{noise}$
$n$	$n^{(d)}$
$m$	$m$
$r$	$r$
$r'$	$r$
$\rho$	1
$p$	$T_0$
$\beta^*$	$\beta^{(d)}$
$b$	$T - T_0$
$X$	$Y_{pre}^{(d)}$
$X'$	$Y_{pre}'$
$Z$	$\hat{Y}_{pre}^{(d)}$
$Z'$	$\hat{Y}_{pre}'$
$\mathbf{y}$	$\mathbf{r}^{(d)}$

Table 1: A summary of the main notational differences between our setting and that of Agarwal et al. [2019].

We now restate the out-of-sample prediction results for PCR of Agarwal et al. [2019], using the notation of our setting. See Table 1 for a summary of the key similarities/differences in our notation. Let  $\text{snr}^{(d)}$  denote the ‘‘signal-to-noise’’ ratio of  $Y_{pre}^{(d)}$ , defined as

$$\text{snr}^{(d)} := \frac{s_r^{(d)}}{\sqrt{n^{(d)} + \sqrt{T_0}}},$$

where  $s_r^{(d)}$  is the smallest non-zero singular value of  $Y_{pre}^{(d)}$ . Similarly, we can define the signal-to-noise ratio of  $Y'_{pre}$  as

$$\text{snr}_{test} := \frac{s_r}{\sqrt{m} + \sqrt{T_0}},$$

where  $s_r$  is the smallest non-zero singular value of  $Y'_{pre}$ .

**Theorem D.1** (Agarwal et al. [2019]). *Let Assumption 4.1 and Assumption 4.14 hold. Consider  $\boldsymbol{\beta}^{(d)} \in \text{rowspan}(Y_{pre}^{(d)})$  and PCR with  $p = r$ . Let (i)  $\text{snr}^{(d)} \geq C_{noise}$ , (ii)  $\|\boldsymbol{\beta}^{(d)}\|_2 = \Omega(1)$ , (iii)  $\|\boldsymbol{\beta}^{(d)}\|_1 = \mathcal{O}(\sqrt{T_0})$ . Then with probability at least  $1 - \mathcal{O}(1/((n^{(d)} \wedge m)T_0)^{10})$ ,*

$$\begin{aligned} MSE_{test} &:= \frac{1}{m} \sum_{i=n+1}^{n+m} \left( \hat{r}_i^{(d)} - r_i^{(d)} \right)^2 \leq C_{noise} \log((n^{(d)} \wedge m)T_0) \\ &\cdot \left( \frac{r(1 \vee \frac{T_0}{m}) \|\boldsymbol{\beta}^{(d)}\|_1^2}{(\text{snr}^{(d)})^2} + \frac{r(n^{(d)} \vee T_0) \|\boldsymbol{\beta}^{(d)}\|_1^2}{(\text{snr}^{(d)})^4} + \frac{r \|\boldsymbol{\beta}^{(d)}\|_1^2}{\text{snr}_{test}^2 \wedge m} + \frac{\sqrt{n^{(d)}} \|\boldsymbol{\beta}^{(d)}\|_1}{(\text{snr}^{(d)})^2} \right), \end{aligned}$$

where  $\hat{r}_i^{(d)} := \langle \hat{\boldsymbol{\beta}}^{(d)}, \mathbf{y}_{i,pre} \rangle$  and  $C_{noise}$  depends only on constants related to noise terms. Furthermore,

$$\begin{aligned} \mathbb{E}[MSE_{test}] &\leq \\ C_{noise} r \log((n^{(d)} \wedge m)T_0) &\left( \frac{1 \vee \frac{T_0}{m}}{(\text{snr}^{(d)})^2} + \frac{n^{(d)} \vee T_0}{(\text{snr}^{(d)})^4} + \frac{1}{\text{snr}_{test}^2 \wedge m} \right) \|\boldsymbol{\beta}^{(d)}\|_1^2 + \frac{C(T - T_0)^2}{((n^{(d)} \wedge m)T_0)^{10}} \end{aligned}$$

for some  $C > 0$ .

**Corollary D.2** (Agarwal et al. [2019]). *Let the setup of Theorem D.1 hold. Further, let Assumption 4.15 hold. Then with probability at least  $1 - \mathcal{O}(1/((n^{(d)} \wedge m)T_0)^{10})$ ,*

$$\begin{aligned} MSE_{test} &\leq C_{noise} r^3 \log((n^{(d)} \wedge m)T_0) \\ &\cdot \left( \left( \frac{1 \vee \frac{T_0}{m}}{n^{(d)} \wedge T_0} + \frac{n^{(d)} \vee T_0}{(n^{(d)} \wedge T_0)^2} + \frac{1}{m} \right) \|\boldsymbol{\beta}^{(d)}\|_1^2 + \left( \frac{\sqrt{n^{(d)}}}{n^{(d)} \wedge T_0} \right) \|\boldsymbol{\beta}^{(d)}\|_1 \right). \end{aligned}$$

Further,

$$\begin{aligned} \mathbb{E}[MSE_{test}] &\leq C_{noise} r^3 \log((n^{(d)} \wedge m)T_0) \\ &\cdot \left( \frac{1 \vee \frac{T_0}{m}}{n^{(d)} \wedge T_0} + \frac{n^{(d)} \vee T_0}{(n^{(d)} \wedge T_0)^2} + \frac{1}{m} \right) \|\boldsymbol{\beta}^{(d)}\|_1^2 + \frac{C(T - T_0)^2}{((n^{(d)} \wedge m)T_0)^{10}} \end{aligned}$$