

# Do short range correlations inhibit the appearance of the nuclear pasta?

M. R. Pelicer<sup>1</sup>, D. P. Menezes<sup>1</sup>, M. Dutra<sup>2</sup>, and O. Lourenço<sup>2</sup>

<sup>1</sup>*Depto de Física - CFM - Universidade Federal de Santa Catarina Florianópolis - SC - CP. 476 - CEP 88.040 - 900 - Brazil*

<sup>2</sup>*Departamento de Física, Instituto Tecnológico de Aeronáutica, DCTA, 12228-900, São José dos Campos, SP, Brazil*

It is well known that strongly correlated neutron-proton pairs, the short-range correlations (SRC), can modify many of the nuclear properties. In this work we have introduced, for the first time, short range correlations in the calculation of the nuclear pasta phase at zero temperature and checked how they affect its size and internal structure. We have used two different parameterizations of relativistic models in a mean field approximation and the coexistence phase approximation as a first estimation of the effects. We have seen that for very asymmetric neutron-proton-electron matter, the pasta phase shrinks considerably as compared with the results without SRC and all internal structures vanish, except the simple spherically symmetric one, the droplets. Our results indicate a possible disappearance of these complicated structures as the temperature increases.

*Introduction.*—Nonspherical complex structures that appear due to a frustration in sub-saturation nuclear densities are believed to be present in the inner crust of neutron stars and in core-collapse supernova cores [1, 2]. Although possibly present only in a small range of densities and temperatures, different studies suggest that these exotic structures may have considerable impact on different astrophysical phenomena and on the magnetic evolution of neutron stars [3]. Some of the consequences of the existence of the pasta phase are expected to leave signatures in quasiperiodic oscillations observed in soft-gamma ray repeaters [4] and magnetar giant flares [5]. More recently, the detection of late-time neutrinos from a Milky Way core-collapse supernova seems to be approaching reality [6] and it was claimed that neutrino diffusion seems to be affected by the pasta phase in protoneutron stars in such a way that its signal can be greatly enhanced after core collapse [7].

From the theoretical point of view, there are some models and simulations that predict that the pasta structures can be very complex indeed. Calculations departed from the more traditional 3D, 2D and 1D geometries in a single unit cell to density fluctuations [8, 9] as well as to structures resembling waffle, parking garage and TPMS [10–12]. Different calculations also show that the pasta phase size decreases as temperature increases and may even occupy just a small portion in between two homogeneous phases at certain temperatures [13–15].

Most of the pasta phase calculations depend on equations of state (EOS) parameterized to satisfy nuclear matter bulk properties. One missing ingredient in all pasta calculations is the inclusion of short-range correlations (SRC). Strongly correlated neutron-proton pairs can modify the internal structure of the nucleus and generate a series of non trivial consequences [16–30]. In a seminal paper on cold dense matter obtained with the inclusion of SRC [31], the authors claimed that the difference between the types of pairs (proton-proton, neutron-neutron and proton-neutron) *is due to the nature of the strong force and has implications for understanding cold*

*dense nuclear systems such as neutron stars.* Hence, the introduction of SRC in the pasta phase structure is long due.

So...what if the complicated pasta structures are simply not there when SRC are taken into account? As a first study, we investigate the effects of the SRC on the pasta phase and its structure with a simple prescription, the coexistence phase approximation (CPA) [13] within relativistic mean field models at zero temperature.

*SRC (homogeneous phase).*— We start by studying the effects of the SRC on the homogeneous phase with two different parametrizations, namely IUFSU [32] and FSU2R [33]. When SRC are included, the momentum ( $k$ ) distribution present in the kinetic terms of the energy density, pressure and scalar density is modified by the inclusion of a “high momentum tail” proportional to  $k^{-4}$  and, as a consequence, the model has to be reparameterized in order to reproduce nuclear bulk properties. The Lagrangian density used in the present work, the new expressions for the quantities necessary to compute the EOS and the new parameters for the FSU2R model are given in [27–30]. For the IUFSU, the constants for the model with and without SRC are given in Table I.

TABLE I: Coupling constants of the IUFSU parametrization with and without SRC included.  $M_{\text{nuc}} = 939$  MeV is the nucleon rest mass. In both cases, the last constant is fixed in  $C = 5.000 \times 10^{-3}$ .

coupling	IUFSU	IUFSU-SRC
$g_\sigma$	9.971	10.132
$g_\omega$	13.032	11.867
$g_\rho$	13.590	15.551
$A/M_{\text{nuc}}$	1.785	2.956
$B$	0.488	−29.880
$\alpha'_3 (\times 10^{-2})$	9.200	1.094

As the results obtained with the two models are qualitatively similar, we display the graphs for the IUFSU parameterization only. We have chosen to show re-

sults for symmetric matter (proton fraction  $Y_p = 0.5$ ),  $Y_p = 0.35$ , usually considered in core-collapse supernova and  $Y_p = 0.1$ , a quantity that relates to the amount of protons in neutron star matter.

In Fig. 1, we compare the proton and neutron chemical potentials with and without SRC for different proton fractions. It is notorious that very asymmetric matter is more susceptible to changes than symmetric nuclear matter.

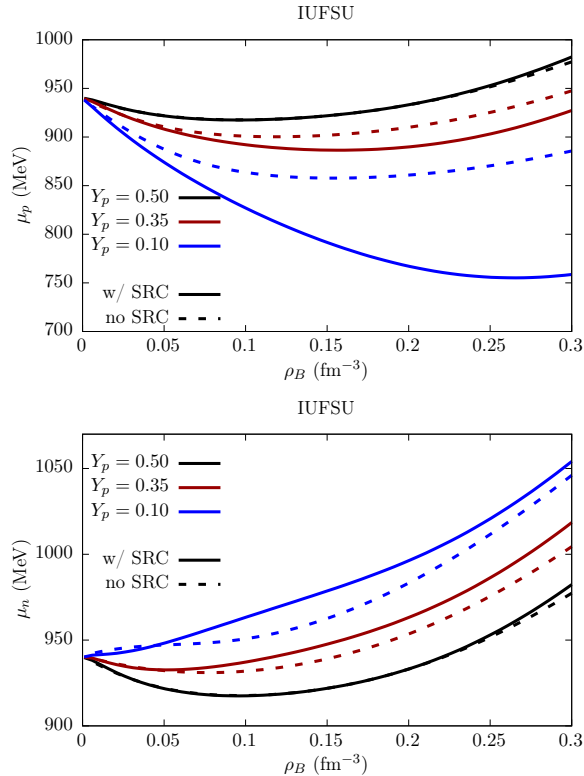


FIG. 1: Chemical potential of protons (top) and neutrons (bottom) for homogeneous matter with the IUFSU parametrization for different proton fractions, both without (dashed curves) and with (full curves) short range correlations.

As the main objective of this work is to investigate the influence of SRC on the pasta phase and the pressure is an important quantity in its construction, in Fig. 2 we also show how the pressure behaves as a function of the density. The differences at very low densities, the region important in the present study, are shown in the inset, corroborating the statement that very asymmetric matter feels the effect of SRC more strongly.

*SRC (pasta phase).*— Once we have understood how the homogeneous matter is affected, we can obtain the pasta phase and check its structure. In these calculations, as generally done when homogeneous matter is compared with the pasta phase, neutron-proton-electron (npe) matter is considered, i.e., not only nucleons, but also electrons that are responsible for a charge neutral

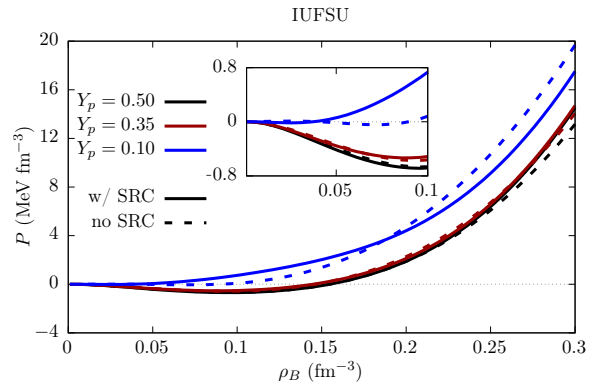


FIG. 2: Pressure of homogeneous baryon matter for different proton fractions with IUFSU without (dashed curves) and with (full curves) short range correlations for different proton fractions.

matter, are taken into account.

As already mentioned, we use the simplest possible prescription, in which Gibbs conditions are enforced and the electron gas remains in the background. The two phases are generally referred as liquid (the denser one) and gas phase. As the proton fraction decreases, a gas richer in neutrons starts to be contaminated with protons as well.

The Gibbs conditions that have to be satisfied by the CPA method are given in [13]. The surface tension coefficient is a crucial quantity in this formalism and we have used a fitting to the Thomas-Fermi calculation as a function of the proton fraction calculated in [15]. For the FSU2R functional, we used a fixed surface tension  $\sigma_0 = 1.2 \text{ MeV fm}^{-2}$ . The geometries considered are droplets and bubbles (3D), rods and tubes (2D) and slabs (1D). In this work, fluctuations are not taken into account as done in [8, 9], but an extension to take them into account is planned for a future work. Hence, to obtain the preferential ground state and its corresponding geometry at each density, the homogeneous phase is compared with the pasta phase for each internal structure. The lower one in free energy is the preferential matter.

In Fig. 3, our results are shown for the IUFSU model without (left) and with (right) SRC. As a consequence of the already observed differences in homogeneous matter, the larger the asymmetry, the stronger the effects of the SRC. For symmetric matter, the results are very similar, both as far as the size of the pasta phase as well as its internal structure. For  $Y_p = 0.35$ , the similarities disappear: not only the pasta phase shrinks when SRC are included, but one of its internal structure, the tubes, vanishes. When we analyse  $Y_p = 0.1$ , the most important result for the neutron star inner crust, the pasta phase diminishes even more and only droplets survive.

For the sake of completeness, we also show the free energy density for different proton fractions without and

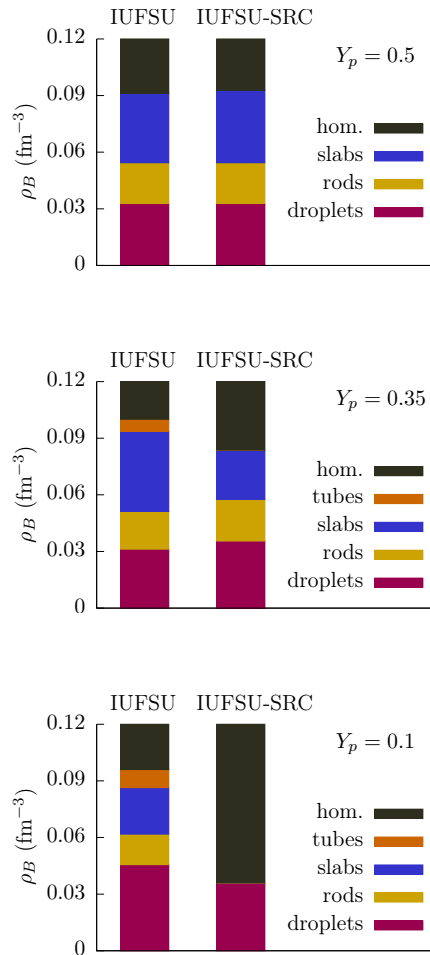


FIG. 3: Baryon densities where each pasta geometry is dominant for the IUFSU (left) and IUFSU-SRC (right) for proton fractions  $Y_p = 0.5$ ,  $0.35$  and  $0.1$  (left, center and right, respectively).

with SRC in Fig. 4, from where the densities related to each pasta structure are obtained.

At this point, a word of caution is necessary: more robust calculations in which the surface tension can be self-consistently calculated, as explained in [14, 15], must be carried out when the SRC are included. The modifications with respect to the fitting obtained without SRC are certainly minor, but the quantitative results can be slightly modified.

Analysing the present results in face of the knowledge we have accumulated from previous works, we can guess two important outcomes, at least for the inner crust of neutron stars: 1) as the temperature increases just to a few keV, probably no pasta phase will survive if SRC are considered and if so 2) the calculation of transport properties [34, 35] can be greatly simplified, as the breaking of the clusters spherical symmetry that could

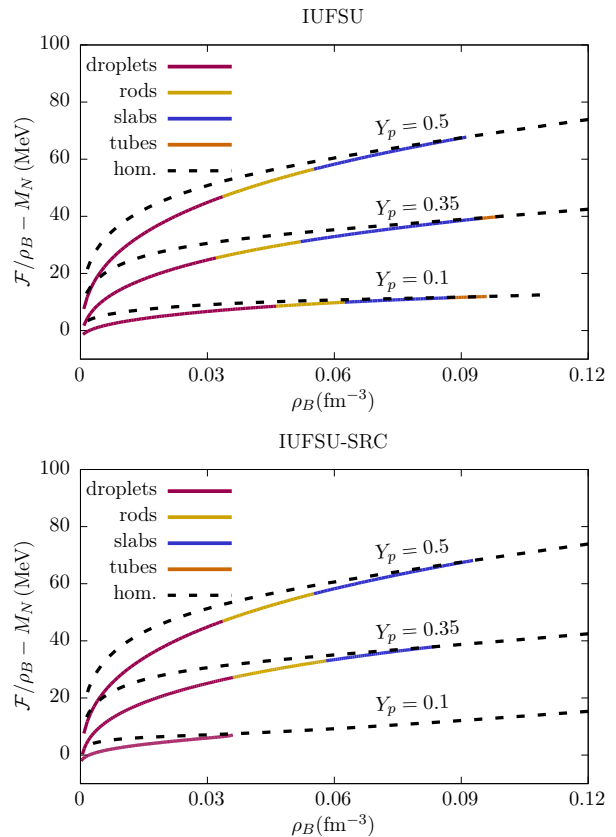


FIG. 4: Free energy density per baryon of homogeneous npe matter (dashed curves) and pasta (full curves) with (top) and without (bottom) short range correlations.

lead to anisotropies in the collision frequencies would be greatly inhibited. These features will be analysed in future works.

*Acknowledgements.* — This work is a part of the project INCT-FNA Proc. No. 464898/2014-5. D.P.M. is partially supported by Conselho Nacional de Desenvolvimento Científico e Tecnológico (CNPq/Brazil) under grant 301155.2017-8 and M.R.P. is supported with a doctorate scholarship by Coordenação de Aperfeiçoamento de Pessoal de Nível Superior (Capes/Brazil). The work is also supported by CNPq under Grants No. 312410/2020-4 (O.L.) and No. 308528/2021-2 (M.D.). O.L. and M.D. also acknowledge Fundação de Amparo à Pesquisa do Estado de São Paulo (FAPESP/Brazil) under Thematic Project 2017/05660-0 and Grant No. 2020/05238-9.

- 
- [1] D. G. Ravenhall, C. J. Pethick, and J. R. Wilson, Phys. Rev. Lett. **50**, 2066 (1983), URL <https://link.aps.org/doi/10.1103/PhysRevLett.50.2066>.
  - [2] C. J. Horowitz, M. A. Pérez-García, J. Carriere, D. K. Berry, and J. Piekarewicz, Phys. Rev. C **70**, 065806 (2004), URL <https://link.aps.org/doi/10.1103/PhysRevC.70.065806>.

- 1103/PhysRevC.70.065806.
- [3] J. Pons, D. Viganó, and N. Rea, *Nature Physics* pp. 431–434 (2013).
- [4] H. Sotani, *Monthly Notices of the Royal Astronomical Society: Letters* **417**, L70 (2011), ISSN 1745-3925.
- [5] C. J. Horowitz, *Phys. Rev. D* **81**, 103001 (2010), URL <https://link.aps.org/doi/10.1103/PhysRevD.81.103001>.
- [6] S. W. Li, L. F. Roberts, and J. F. Beacom, *Phys. Rev. D* **103**, 023016 (2021), URL <https://link.aps.org/doi/10.1103/PhysRevD.103.023016>.
- [7] C. J. Horowitz, D. K. Berry, M. E. Caplan, T. Fischer, Z. Lin, W. G. Newton, E. O’Connor, and L. F. Roberts, *Nuclear pasta and supernova neutrinos at late times* (2016), URL <https://arxiv.org/abs/1611.10226>.
- [8] C. C. Barros, D. P. Menezes, and F. Gulminelli, *Phys. Rev. C* **101**, 035211 (2020), URL <https://link.aps.org/doi/10.1103/PhysRevC.101.035211>.
- [9] M. R. Pelicer, D. P. Menezes, C. C. Barros, and F. Gulminelli, *Phys. Rev. C* **104**, L022801 (2021), URL <https://link.aps.org/doi/10.1103/PhysRevC.104.L022801>.
- [10] F. J. Fattoyev, C. J. Horowitz, and B. Schuetrumpf, *Phys. Rev. C* **95**, 055804 (2017), URL <https://link.aps.org/doi/10.1103/PhysRevC.95.055804>.
- [11] A. S. Schneider, M. E. Caplan, D. K. Berry, and C. J. Horowitz, *Phys. Rev. C* **98**, 055801 (2018), URL <https://link.aps.org/doi/10.1103/PhysRevC.98.055801>.
- [12] B. Schuetrumpf, G. Martínez-Pinedo, M. Afibuzzman, and H. M. Aktulga, *Phys. Rev. C* **100**, 045806 (2019), URL <https://link.aps.org/doi/10.1103/PhysRevC.100.045806>.
- [13] S. S. Avancini, D. P. Menezes, M. D. Alloy, J. R. Marinelli, M. M. W. Moraes, and C. Providência, *Phys. Rev. C* **78**, 015802 (2008), URL <https://link.aps.org/doi/10.1103/PhysRevC.78.015802>.
- [14] S. S. Avancini, S. Chiacchiera, D. P. Menezes, , and C. Providência, *Phys. Rev. C* **82**, 055807 (2010), URL <https://link.aps.org/doi/10.1103/PhysRevC.82.055807>.
- [15] S. S. Avancini, C. C. Barros, L. Brito, S. Chiacchiera, D. P. Menezes, and C. Providência, *Phys. Rev. C* **85**, 035806 (2012), URL <https://link.aps.org/doi/10.1103/PhysRevC.85.035806>.
- [16] O. Hen et al., *Science* **346**, 614 (2014), URL <https://www.science.org/doi/abs/10.1126/science.1256785>.
- [17] CLAS Collaboration, *Nature* **560**, 617 (2018).
- [18] CLAS Collaboration, *Nature* **566**, 354 (2019).
- [19] A. Schmidt et al., *Nature* **578**, 540 (2020).
- [20] O. Hen, G. A. Miller, E. Piasezky, and L. B. Weinstein, *Rev. Mod. Phys.* **89**, 045002 (2017), URL <https://link.aps.org/doi/10.1103/RevModPhys.89.045002>.
- [21] M. Duer et al., *Physics Letters B* **797**, 134792 (2019).
- [22] B.-A. Li, L.-W. Chen, and C. M. Ko, *Physics Reports* **464**, 113 (2008), ISSN 0370-1573, URL <https://www.sciencedirect.com/science/article/pii/S0370157308001269>.
- [23] B.-J. Cai and B.-A. Li, *Phys. Rev. C* **93**, 014619 (2016), URL <https://link.aps.org/doi/10.1103/PhysRevC.93.014619>.
- [24] W.-M. Guo, B.-A. Li, and G.-C. Yong, *Phys. Rev. C* **104**, 034603 (2021), URL <https://link.aps.org/doi/10.1103/PhysRevC.104.034603>.
- [25] B.-J. Cai and B.-A. Li, *Phys. Rev. C* **105**, 064607 (2022), URL <https://link.aps.org/doi/10.1103/PhysRevC.105.064607>.
- [26] B.-J. Cai and B.-A. Li, *Annals of Physics* **444**, 169062 (2022), ISSN 0003-4916, URL <https://www.sciencedirect.com/science/article/pii/S000349162200183X>.
- [27] L. A. Souza, M. Dutra, C. H. Lenzi, and O. Lourenço, *Phys. Rev. C* **101**, 065202 (2020), URL <https://link.aps.org/doi/10.1103/PhysRevC.101.065202>.
- [28] O. Lourenço, T. Frederico, and M. Dutra, *Phys. Rev. D* **105**, 023008 (2022), URL <https://link.aps.org/doi/10.1103/PhysRevD.105.023008>.
- [29] O. Lourenço, C. H. Lenzi, T. Frederico, and M. Dutra, *Phys. Rev. D* **106**, 043010 (2022), URL <https://link.aps.org/doi/10.1103/PhysRevD.106.043010>.
- [30] M. Dutra, C. H. Lenzi, and O. Lourenço, *Monthly Notices of the Royal Astronomical Society* **517**, 4265 (2022), ISSN 0035-8711, URL <https://doi.org/10.1093/mnras/stac2986>.
- [31] R. Subedi et al., *Science* **320**, 1476 (2008), URL <https://www.science.org/doi/abs/10.1126/science.1156675>.
- [32] F. J. Fattoyev, C. J. Horowitz, J. Piekarewicz, and G. Shen, *Phys. Rev. C* **82**, 055803 (2010), URL <https://link.aps.org/doi/10.1103/PhysRevC.82.055803>.
- [33] L. Tolos, M. Centelles, and A. Ramos, *Publications of the Astronomical Society of Australia* **34**, e065 (2017), URL <https://doi.org/10.1017/pasa.2017.60>.
- [34] D. G. Yakovlev, *Monthly Notices of the Royal Astronomical Society* **453**, 581 (2015), ISSN 0035-8711, <https://academic.oup.com/mnras/article-pdf/453/1/581/4929833/stv1642.pdf>, URL <https://doi.org/10.1093/mnras/stv1642>.
- [35] M. R. Pelicer, M. Antonelli, D. P. Menezes, and F. Gulminelli, *in preparation*.