

Signed Binary Weight Networks : Improving Efficiency of Binary Weight Networks by Exploiting Sparsity

Sachit Kuhar, Alexey Tumanov, Judy Hoffman

Abstract

Efficient inference of Deep Neural Networks (DNNs) is essential to making AI ubiquitous. Two important algorithmic techniques have shown promise for enabling efficient inference - sparsity and binarization. These techniques translate into weight sparsity and weight repetition at the hardware-software level allowing the deployment of DNNs with critically low power and latency requirements. We propose a new method called signed-binary networks to improve further efficiency (by exploiting both weight sparsity and weight repetition) while maintaining similar accuracy. Our method achieves comparable accuracy on ImageNet and CIFAR10 datasets with binary and can lead to $> 69\%$ sparsity. We observe real speedup when deploying these models on general-purpose devices. We show that this high percentage of unstructured sparsity can lead to a further 2x reduction in energy consumption on ASICs with respect to binary.

Introduction

Deep Learning is widely used for many applications, from computer vision (He et al. 2016; Krizhevsky, Sutskever, and Hinton 2012) to natural language (Devlin et al. 2018; Brown et al. 2020) to speech processing (Graves, rahman Mohamed, and Hinton 2013). While the accuracy of deep learning-based approaches has improved significantly, the state-of-the-art models require substantial storage and energy at inference time. The increasing need for more intelligent IoT devices and rising security concerns require these DL models to be deployed on edge with low inference time and power consumption. Consequently, there is a lot of interest in making DNN inference more efficient.

One promising technique to make DNN inference efficient is the binarization of weights of the DNN. Binarization leads to weight repetition as only two unique values get repeated in the weight tensor. Thus, only 1 bit can be used to represent a weight instead of 32 bits leading to a 32x compression. This significantly reduces memory access and data movement, reducing energy consumption and lowering runtime during DNN inference. Since memory accesses from

DRAM are more expensive than ALU operations by two orders of magnitude (Han et al. 2016; Courbariaux et al. 2016), reducing data movement to and from memory makes DNN inference more efficient. Additionally, multiply-accumulate operations (MACs) could be replaced with additions only by designing custom DL hardware, thereby eliminating the need for multipliers on the ASICs (Courbariaux, Bengio, and David 2015; Courbariaux et al. 2016).

The other promising technique to make DNN inference efficient is by introducing sparsity to weight tensors of the DNN, known as sparse DNNs. Since anything multiplied by zero is zero, weight sparsity leads to *ineffectual* multiplications. We can reduce DRAM accesses by not reading activations that would be multiplied by zero weights. This would reduce MACs and DRAM accesses, potentially resulting in lower power consumption and runtime during DNN inference. This approach has been shown to work on general-purpose devices and ASICs (Qin et al. 2020a; Hegde et al. 2019; Wang, Zhang, and Han 2021; Han et al. 2016; Dai et al. 2020; Gong et al. 2020). Recent work (Han, Mao, and Dally 2016; Jaszczur et al. 2021) has demonstrated that sparse models can achieve similar accuracy as their dense counterparts for CNN and Transformer-based backbones.

While there is a rich literature on methods to increase the accuracy of binary models (Courbariaux, Bengio, and David 2015; Pouransari, Tu, and Tuzel 2020; Liu et al. 2020, 2018; Bai, Wang, and Liberty 2018; Xu et al. 2021), binary networks can not use sparsity to improve computational efficiency during DNN inference. This is because weights and activations in SOTA binary models are either positive or negative real numbers. Therefore, DNN inference efficiency is usually achieved either by leveraging binarization or sparsity, but not both. Prior attempts to produce sparse binary networks have suffered a significant accuracy drop when compared to their binary counterparts (Schiafone and Zuluaga 2020).

In this paper, we demonstrate that the two techniques, namely binarization, and sparsity, can be complementary (and therefore are not mutually exclusive). To illustrate this, we propose a new quantization scheme SBWN to create sparse binary weight networks which achieve competitive accuracy on CIFAR10 (Krizhevsky and Hinton 2009) and ImageNet (Deng et al. 2009). Finally, we demonstrate that using SBWN leads to lower runtime when compared to its

SK, AT and JH are with the Georgia Institute of Technology; Correspondence to Sachit Kuhar: kuhar@gatech.edu

binary counterpart when leveraging both binarization and sparsity during DNN inference. We also discuss potential theoretical gains in throughput and energy consumption.

Unlike Binary and Ternary Networks (Courbariaux, Bengio, and David 2015; Pouransari, Tu, and Tuzel 2020; Liu et al. 2020, 2018; Bai, Wang, and Liberty 2018; Xu et al. 2021; Zhu et al. 2016; Zhang et al. 2018; Li, Zhang, and Liu 2016), Signed-Binary uses two new quantization functions with the values of $\{1, 0\}$ & $\{0, -1\}$. The value set of the quantization function for a given filter of a CNN is decided randomly before the training starts and remains fixed during training and inference.

We make the following contributions in the paper:

- We propose a new quantization scheme called Signed Binary Weight Networks (SBWN), which is more efficient than binary and ternary weight networks.
- We demonstrate that signed-binary leads to comparable accuracy when compared to binary by training ResNet models on CIFAR10 and ImageNet datasets.
- We identify that during DNN inference, using binary or ternary weight networks leads to a trade-off between weight repetition and weight sparsity, thereby increasing runtime. Our method makes the exploitation of weight repetition and weight sparsity complementary, maximizing efficiency. We are the first ML work to demonstrate the same and to deploy these models on real hardware.
- We discuss potential theoretical gains on throughput and energy consumption with respect to binary when using signed-binary. For ResNet18, switching to signed-binary from binary can potentially lead to $\sim 3x$ increase in throughput and $\sim 2x$ decrease in energy consumption during DNN inference.

Background

Quantization

Binary Quantization A binary quantizer takes any real-valued number and maps it to either +1 or -1. The intention is that if specialized DL hardware could complement this quantization scheme, it would lead to replacing multiply-and-accumulates (MACs) with simple accumulate operations. There are various methods to improve the accuracy of these networks - by selecting the scaling factor (Rastegari et al. 2016; Bulat and Tzimiropoulos 2019; Bulat et al. 2019), changing network structure (Liu et al. 2018, 2020; Chen et al. 2020), reducing the gradient error (Bai, Wang, and Liberty 2018) to improve STE (Bengio, Léonard, and Courville 2013), and reviving dead weights (Xu et al. 2021).

Ternary Quantization Ternary Quantizer takes any real-valued number and maps it to either +1, -1, or 0. Every ternary quantization function has a threshold Δ . If the latent full-precision weight is greater than Δ , it is mapped to +1. If the latent full-precision weight is less than $-\Delta$, it is mapped to -1. Else, it is mapped to zero. Like in the case of binary quantization, the outputs of the ternary quantizer can be scaled by multiplying them with a floating-point number α . The scaling factor could be per convolutional

layer (Zhu et al. 2016; Li, Zhang, and Liu 2016) or per convolutional filter (Pouransari, Tu, and Tuzel 2020). α can be the same for both positive and negative weights (Li, Zhang, and Liu 2016) or can be different for positive and negative weights (Zhu et al. 2016). Choosing the best Δ is also a design decision. For example, it could be a fraction of the mean of absolute values of the weights (Li, Zhang, and Liu 2016) or a fraction of the maximum of the absolute values of the weights (Zhu et al. 2016).

Efficient Inference of Quantized DNNs

Weight Sparsity Weight Sparsity in DNN implies that there exists a repetition of weight with a value equal to zero. The basic idea here is that since $0 \times x = 0$ for any real-valued scalar x if the weight is zero, the multiplication is *ineffectual* and should be skipped. We know that the weights of the DNN are fixed during inference. Therefore, if the weight value is zero, we can choose not to load activations corresponding to that weight. This can reduce data movement, memory accesses, and MACs, thereby reducing computations and resulting in efficient DNN inference. This approach has been effective on ASICs and general-purpose devices (Hegde et al. 2019; Qin et al. 2020a; Wang, Zhang, and Han 2021; Dai et al. 2020; Gong et al. 2020; Han et al. 2016).

Weight Repetition Quantization of weights in DNN leads to the same value being repeated repeatedly in the weight tensor. This phenomenon is known as weight repetition (Hegde et al. 2018; Sze et al. 2020). Since the weights are fixed during DNN inference, this leads to additional opportunities for optimizations. The objective is to improve efficiency during inference with respect to time and energy by exploiting the repetition of weights and reducing memory accesses (Sze et al. 2020).

Using weight repetition for efficiency originated in the original BNN (Courbariaux et al. 2016), which talked about the idea of filter repetition in BNNs for efficient inference. The authors highlight that the filter size bounds the number of unique filters possible in a binary setting. An example explains this: a 3×3 2D filter can only have 2^9 unique filters in a binary network. (Courbariaux et al. 2016) states that there are only 42% of unique filters per layer on average, which can lead to reducing the number of XNOR operations by $3x$.

UCNN (Hegde et al. 2018) was the first work demonstrating efficiency using weight repetition on ASICs. It performed efficient inference by reordering the weights and thus reorders activations and operations. This reduces memory access and decreases the number of arithmetic operations required during DNN inference. For example, if the filter weights are $[a, b, a, a]$ and activations are $[w, x, y, z]$, UCNN would reorder it as $a \times (w + y + z) + b \times (x)$ for efficient inference (Sze et al. 2020). SumMerge (Prabhakar and Kuhar et al. 2021) extends the idea of UCNN even further by using both weight repetition and weight sparsity for efficient DNN inference. For example, if $b = 0$ in the previous example, SumMerge would compute $a \times (w + y + z)$ during inference.

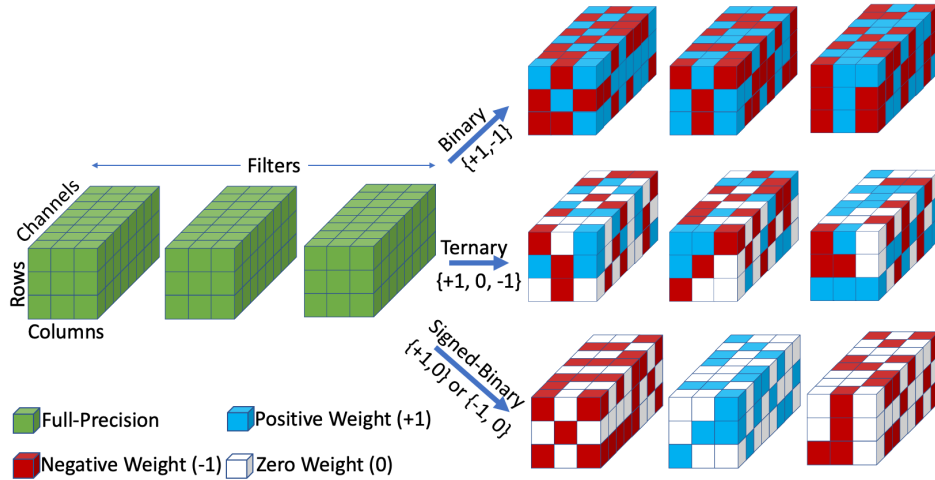


Figure 1: **Comparison of Binary, Ternary and Signed-Binary (ours).** We introduce signed binary weight quantization to improve DNN efficiency by leveraging weight repetition and weight sparsity.

Motivation and Limitations of Prior Work

We observe three trends, (1) the number of parameters in DNNs is increasing (Chowdhery et al. 2022; Dosovitskiy et al. 2020; Liu et al. 2022) (2) Introducing Weight Sparsity in a DNN can lead to zero drop in accuracy (Han, Mao, and Dally 2015; Jaszczur et al. 2021) and (3) Hardware-Software is becoming increasingly efficient in skipping zero weights to increase the computational efficiency of DNN inference (Dai et al. 2020; Qin et al. 2020a; Hegde et al. 2019). These trends are not observed for binary networks, which remain dense. Thus, the biggest motivation of this paper is to combine Binary DNNs with Sparse DNNs.

Since ternary has also been referred to as sparse binary (Zhu et al. 2016), we analyze why ternary networks are sub-optimal sparse binary networks. Authors of Ternary Weight Networks (TWN) (Li, Zhang, and Liu 2016) argued that when compared to its binary counterpart, the number of arithmetic operations in TWNs would be unchanged as arithmetic operations corresponding to zero-valued weights can be skipped during DNN inference. They claim that switching from binary to ternary increases the expressivity as the 3x3 2D filter can have 3^9 unique filters instead of 2^9 . However, this increase in expressivity is also a drawback of ternary networks. This is because ternarization makes it exponentially hard to extract efficiency using filter repetition. Switching from binary to signed-binary, on the contrary, results in the same number of unique 3x3 filters. This is because a filter in $\{1,0\}$ bucket will be a two’s complement of a filter in $\{0,-1\}$ bucket. In addition, as signed-binary 3x3 filters will be sparse, it will lead to more efficient DNN inference when compared to Binary.

Unlike Ternary, which requires at least two bits to represent one weight in a DNN, weights of binary and signed-binary can be represented using one bit only. Time taken for DNN inference when using 1-bit, 2-bit, and FP weights has been evaluated (Cowan et al. 2020). They deploy ResNet18 on ARM CPUs while using different bit-width for

weights. They demonstrate that switching from one bit to two bits results in a 2x increase in runtime. Hence, signed-binary would be more efficient for DNN inference when compared to Ternary when using implementation like for general-purpose devices. To conclude, switching from a binary network to ternary network results in the introduction of sparsity at the expense of weight repetition. This is not a limitation for signed-binary because it introduces sparsity to binary networks without compromising weight repetition.

Signed Binary Weight Networks

High Level Overview

Binary and Ternary Weight Quantization Schemes use one quantization function that takes full-precision latent weight as input and gives the quantized weight as the output. For Binary, the value set of the quantization function is $\{1,-1\}$. While for Ternary, the value set of the quantization function is $\{1,0,-1\}$. Unlike Binary and Ternary, we use two quantization functions instead of one to quantize a convolutional layer. The value sets of the two quantization functions are $\{1,0\}$ and $\{0,-1\}$.

Problem Formulation

Let the convolutional filter have a $R \times S$ kernel size and C input channels. The quantization function takes latent full-precision weights \mathbf{W} as input and outputs the quantized weight \mathbf{W}^{quant} . The quantized weight \mathbf{W}^{quant} would be the product of the sign-factor β and the BitMap \mathbf{U} .

$$\mathbf{Q} : \mathbf{W} \rightarrow \mathbf{W}^{quant} \tag{1}$$

$$\mathbf{W}^{quant} = \beta \mathbf{U} \tag{2}$$

$$\forall \mathbf{W} \in \mathbb{R}^{R \times S \times C}, \beta \in \{+1, -1\}, \mathbf{U} \in \{0, 1\}^{R \times S \times C} \tag{3}$$

Method

We now introduce the details of our signed-binary quantization approach - (1) how quantization functions are assigned to each filter, (2) how is signed-binary implemented for efficient training, and (3) define signed-binary quantization functions.

Per Filter Quantization SBWN is a per filter quantization scheme, i.e., the quantization function takes full-precision latent weights of one filter of a CNN as input and maps it to either $\{0, 1\}^{R \times S \times C}$ or $\{0, -1\}^{R \times S \times C}$. The values of the quantization function for a given filter of a CNN are decided randomly before the training starts and never change.

Bucketing For a convolutional layer i having K filters, each filter will have a different quantization function. Since every filter of a convolutional layer is independent of every other filter, we can sort these filters into two buckets based on the values of the quantization function for each filter. In other words, we quantize the full-precision latent weights of a convolutional layer from $\mathbb{R}^{\{R \times S \times C \times K\}}$ to $\{0, 1\}^{R \times S \times C \times K * P}$ and $\{0, -1\}^{R \times S \times C \times K * (1-P)}$ where P is the percentage of filters whose quantization functions have the values $\{0, 1\}$. This is done to implement SBWN efficiently.

$\{0, 1\}$ Quantization Function If a filter i is assigned to $\{0, 1\}$ bucket, the sign-factor β_i is equal to 1. Following (Zhu et al. 2016), we use the threshold value of $\Delta = 0.05 \times \max(|\mathbf{W}|)$. The quantization function is defined as:

$$\mathbf{W}_i^{quant} = \begin{cases} 0 & \text{if } \mathbf{W}_i < \Delta_i \\ \beta_i & \text{if } \mathbf{W}_i \geq \Delta_i \end{cases} \quad (4)$$

$$\frac{\partial L}{\partial \mathbf{W}_i} = \begin{cases} \beta_i \times \frac{\partial L}{\partial \mathbf{W}_i^{quant}} : \mathbf{W}_i > \Delta_i \\ 1 \times \frac{\partial L}{\partial \mathbf{W}_i^{quant}} : \mathbf{W}_i \leq \Delta_i \end{cases} \quad (5)$$

$$\Delta_i = 0.05 * \max(|\mathbf{W}_i|) \quad (6)$$

$\{0, -1\}$ Quantization Function If a filter i is assigned to $\{0, -1\}$ bucket, the sign-factor β_i is -1. Following (Zhu et al. 2016), we use the threshold value of $\Delta = 0.05 \times \max(|\mathbf{W}|)$. The quantization function is defined as:

$$\mathbf{W}_i^{quant} = \begin{cases} 0 & \text{if } \mathbf{W}_i > -\Delta_i \\ -\beta_i & \text{if } \mathbf{W}_i \leq -\Delta_i \end{cases} \quad (7)$$

$$\frac{\partial L}{\partial \mathbf{W}_i} = \begin{cases} -\beta_i \times \frac{\partial L}{\partial \mathbf{W}_i^{quant}} : \mathbf{W}_i < -\Delta_i \\ 1 \times \frac{\partial L}{\partial \mathbf{W}_i^{quant}} : \mathbf{W}_i \geq -\Delta_i \end{cases} \quad (8)$$

$$\Delta_i = 0.05 * \max(|\mathbf{W}_i|) \quad (9)$$

Accuracy

Evaluating Signed-Binary against Binary and Ternary Quantization

Objective We would like to compare the ability of signed-binary to perform object classification tasks against binary and ternary. We train ResNets (He et al. 2016) on CIFAR10 (Krizhevsky and Hinton 2009) with these quantization functions under identical settings for this experiment.

Setup We acknowledge that there is a rich literature on Binary and Ternary weight networks, which contains different methods of improving top-1 accuracy by selecting the scaling factor (Zhu et al. 2016; Zhang et al. 2018), modifying backbone architecture (Liu et al. 2018, 2020), using knowledge distillation (Pouransari, Tu, and Tuzel 2020; Liu et al. 2020), reducing the gradient error (Bai, Wang, and Liberty 2018), and reviving dead weights (Xu et al. 2021). But, these techniques are built on top of quantization functions. For the most direct comparison of quantization schemes, we focus our evaluation on the primary form of each model. All strategies to further improve learning may be applied on top of the base model for any of these quantization schemes. Quantized weights can only belong to the set $\{0, -1, 1\}$. Please look at the appendix for the hyperparameters used and more details.

Result The top-1 validation accuracy for ResNets (He et al. 2016) trained using signed-binary, binary and ternary quantization function on CIFAR10 is reported in Table 1. We find that when trained from scratch, signed-binary and binary achieve similar accuracy. Hence, we can conclude that signed-binary and binary have similar performance on the CIFAR10 object classification task.

Architecture	B	SB (ours)	T	FP
Epochs	350	350	350	200
ResNet20	90.20	90.05	90.86	91.99
ResNet32	91.51	91.55	92.03	92.90
ResNet44	91.93	91.98	92.40	93.30
ResNet56	92.42	92.52	92.90	93.63
ResNet110	92.64	92.68	93.33	93.83

Table 1: **Quantization scheme ablation across architecture:** Binary, Ternary, and Signed-Binary ResNets are trained on CIFAR10 under identical settings. We observe that Binary and Signed-Binary achieve similar top-1 validation accuracy even though signed-binary has sparse weight tensors.

Evaluation on ImageNet

Objective We would like to evaluate if it is possible to perform object classification tasks at scale when using Signed Binary Weight Networks. We train signed-binary ResNet18 from scratch on ImageNet for this experiment.

Setup We train ResNet-18 (He et al. 2016) using SBWN on ImageNet (Deng et al. 2009). We use standard practices to train binary networks, like (1) normalizing the input using batch-norm (Ioffe and Szegedy 2015) before convolution instead of after convolution (Rastegari et al. 2016) and (2) the first and the last layers are not quantized (Zhu et al. 2016; Pouransari, Tu, and Tuzel 2020; Li, Zhang, and Liu 2016; Bai, Wang, and Liberty 2018). We use a first-order polynomial learning-rate annealing schedule with Adam optimizer (Kingma and Ba 2014) and PReLU (He et al. 2015; Maas, Hannun, and Ng 2013). We

use an FFCV data loader (Leclerc et al. 2022) with simple augmentations - Random Resize Crop to 224×224 , Random Horizontal Flipping, and Color Jitter with (brightness, contrast, saturation, hue) set as (0.4, 0.4, 0.4, 0). We decrease the learning rate from $2.0 \times e^{-4}$ to $2.0 \times e^{-8}$ while training for 320 epochs and do not use weight decay, and an effective batch size of 256 is used to train the model.

Result Baseline ResNet18 trained using vanilla SBWN gives us 61.94% top-1 validation accuracy on ImageNet. Adding simple techniques like distillation (Hinton et al. 2015) increases the top-1 accuracy to 64.6%. Thus, we can conclude that SBWN can train DNN models on complex tasks like ImageNet and can reach competitive accuracy compared to its binary counterpart without any architectural modifications, scaling factors, or jointly optimizing for information loss and quantization error (Qin et al. 2020b) built for binary networks. These ideas complement this work and can be extended and used in conjunction with signed-binary networks to improve the accuracy further. The critical observation is that signed-binary provides higher efficiency while retaining competitive performance at scale.

Method	BW	Top-1 Acc
SBWN (ours)	SB	61.94
SBWN + Distillation (ours)	SB	64.62
BWN (Rastegari et al. 2016)	B	60.8
TWN (Li, Zhang, and Liu 2016)	T	61.8
ABC-Net (Lin, Zhao, and Pan 2017)	B	62.8
BWNH (Hu, Wang, and Cheng 2018)	B	64.3
DSQ (Gong et al. 2019)	B	63.7
LS† (Pouransari, Tu, and Tuzel 2020)	B	66.1
IR-Net* (Qin et al. 2020b)	B	66.5
Full Precision	32	69.6

Table 2: **Evaluation on ImageNet using ResNet18:** We train Signed-Binary ResNet18 from Scratch on ImageNet to achieve competitive accuracy when compared to Binary and Ternary Weight Networks. Legend: SB = Signed-Binary, B = Binary, T = Ternary, and BW = Bit-Width of Weights. †: architecture modifications, including more skip connections and distillation to improve performance. * performs joint optimization for information retention, which can be extended to any low-bit quantization method.

Additional Ablations

We perform ablation on value assignment percentage in Table 3. We find that randomly assigning the value set to the quantization function of a filter leads to the highest validation accuracy for the CIFAR10 dataset. We see an improvement of 1.2% and 6% top-1 accuracy with respect to the naive $\{1, 0\}$ quantization function used in the literature. In addition, we also ablate on (1) non-linearity, (2) threshold used in signed-binary quantization functions, and (3) batch size by training ResNet20 (He et al. 2016) on the CIFAR10

ResNet20 CIFAR10		
% $\{0,1\}$ filters	% $\{0,-1\}$ filters	Val Acc (top-1)
0	1	88.84
0.25	0.75	89.32
0.5	0.5	90.05
0.75	0.25	89.30
1	0	89.07
ResNet18 ImageNet		
% $\{0,1\}$ filters	% $\{0,-1\}$ filters	Val Acc (top-1)
1	0	55.23
0.5	0.5	61.94

Table 3: **Ablation of value assignment percentage in Signed Binary Weight Networks :** We do an ablation to the percentage of filters of a convolutional layer assigned a quantization function of values $\{0,1\}$ and $\{0,-1\}$. The setup for this ablation is the same as for Tables 1 and 2. We observe that randomly assigning the value set to the quantization function of a filter leads to the highest validation accuracy. This experiment also tells us that switching from naive $\{1,0\}$ quantization function to our method improves the top-1 validation accuracy by 6% on ImageNet.

dataset (Krizhevsky and Hinton 2009). Please take a look at Table 4 for ablation on delta (the setup and other ablations are reported in the appendix). We observe that PReLU works best for our method, and our method is not sensitive to the choice of threshold Δ .

Delta (Δ)	Accuracy
$0.01 * \max(\mathbf{W})$	90.09
$0.05 * \max(\mathbf{W})$	90.05
$0.1 * \max(\mathbf{W})$	89.95

Table 4: **Ablation on threshold function (Δ):** We train ResNet20 on CIFAR to perform ablation on different values of delta to find that our method is not sensitive to the delta.

Efficiency

Time taken for DNN Inference

Overview We demonstrate that signed-binary is more efficient than binary and ternary networks when leveraging both weight sparsity and weight repetition during DNN inference. To do this, we deploy quantized ResNet-18 models on Intel CPUs and measure the actual time taken during inference.

Background To understand efficiency during DNN inference, we need to understand how weight sparsity and weight repetition affect the same. For weight sparsity, we can take advantage of the emerging technology of sparse tensor operations (spMM) that can skip zeros at inference time to speed

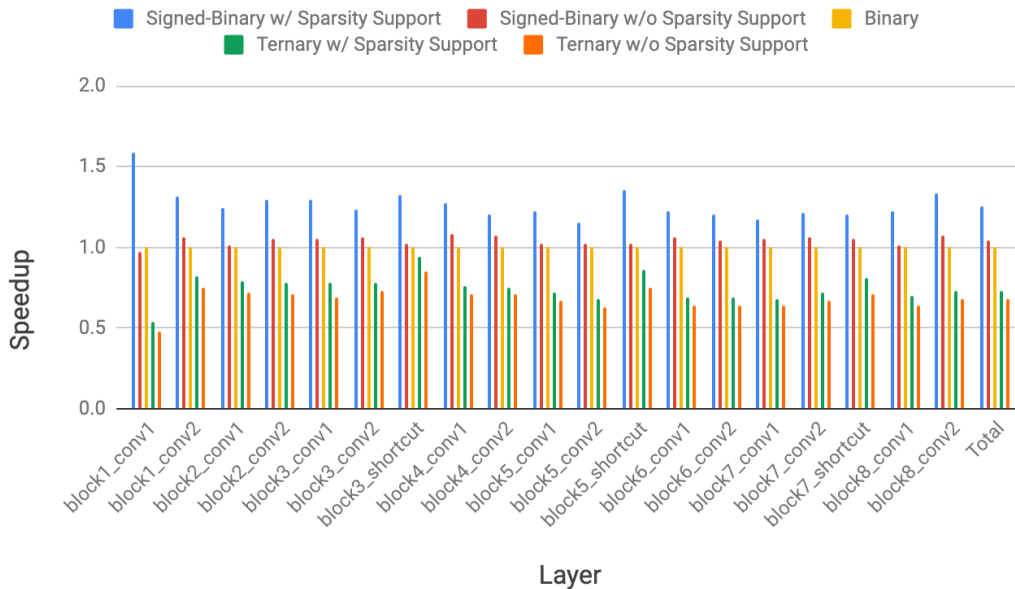


Figure 2: **Speedup over Binary Quantized ResNet18 on Intel CPU:** Signed-Binary is designed for efficiency, while binary and ternary make suboptimal use of weight repetition and/or weight sparsity. We find that signed-binary performs best for every convolutional layer across all quantization schemes when the software leverages both weight repetition and weight sparsity.

up computation. For weight repetition, the weight values are repeated in the weight tensor due to quantization; we can use this repetition to reduce arithmetic operations and data movement. During DNN inference, a traditional binary network chooses maximization of weight repetition while being ignorant of weight sparsity, whereas a ternary network leads to the occurrence of weight sparsity at the expense of weight repetition. Signed-Binary is a better solution in terms of this trade-off as it makes the two techniques complementary and maximizes efficiency.

Setup Since industry standard libraries like Intel’s oneDNN do not support these weight quantization schemes, we use recently published work for DNN inference of quantized and sparse DNNs on Intel CPUs called SumMerge (Prabhakar and Kuhar et al. 2021) and use their test methodology (details in the appendix). All DNN inference experiments are subject to identical test environments and methodologies. The same experiment can also be performed on an ASIC (Hegde et al. 2018).

Method We use SumMerge for DNN inference in two configurations (1) with sparsity support turned OFF and (2) with sparsity support turned ON. When sparsity support is turned OFF, the software does not treat zero weights differently from non-zero weights and only relies on weight repetition. When sparsity support is turned ON, the software also skips computation on zero weights. We deploy quantized ResNet18 on Intel CPUs. We report per-layer speedup and total speedup for different quantization schemes over binary quantization.

Result We observe that signed-binary would be the most efficient compared to binary and ternary. Signed-binary is 1.26x faster than binary and 1.75x faster than ternary when sparsity support is turned on.

Explanation (1) *When sparsity support is turned off:* In this scenario, the software is only relying on repeating values within the weight tensor for speedup. Because binary and signed-binary have two unique values per convolutional filter, they take a similar time for DNN inference. Ternary is much slower as it has three unique values per convolution filter, which makes extracting efficiency by using weight repetition exponentially harder.

(2) *When sparsity support is turned on:* In this scenario, the software not only cares about the repeating values in the weight tensor but also skips computations on zero weights to improve the runtime. Here we observe that ternary is slower than binary because the reduction in work due to sparsity cannot compensate for the exponential decrease in weight repetition. Our method, on the other hand, does not suffer from this problem and can exploit weight repetition and weight sparsity to the fullest and is most efficient.

Sparsity and Further Analysis

Measuring Sparsity We would like to estimate the percentage of zero weights in signed-binary networks. We count the number of quantized weights with zero values and divide it by the total number of quantized weights to calculate the percentage of sparsity in the deep neural network. We find that ResNet-18 with 64.6% top-1 on ImageNet has 69% sparsity (see Figure 3) while ResNet20 with 90.05% accuracy on CIFAR10 has 60% sparsity.

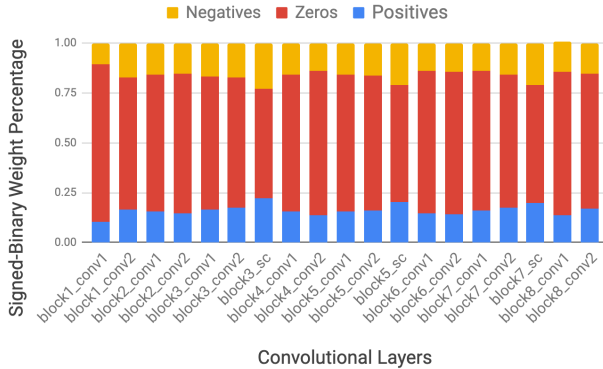


Figure 3: **Distribution of Quantized Weights in signed-binary ResNet18 trained on ImageNet with Distillation:** While the weight distribution of signed-binary convolutional layers looks similar to ternary, the positive and negative weights are present in different filters.

Throughput Theoretically, the throughput can be increased by $\sim 3x$ for ResNet18 when switching from binary to signed-binary due to reported sparsity. This is because, ideally, when we eliminate ineffectual computations resulting from zero weights, we can eliminate the time associated with them to increase throughput (Emer et al. 2021). However, since the addition of support for unstructured sparsity is an emerging technology, the speedup we observe on real hardware is in the range of 1.26x-1.75x. This is comparable to the speedup due to unstructured sparsity on general-purpose devices in recent papers (Gong et al. 2020; Hegde et al. 2019).

Energy Reduction To estimate energy reduction due to the unstructured sparsity of DNNs, we use the cycle-level microarchitectural simulator (Muñoz-Matrnéz et al. 2021) of sparsity supporting ASIC (Qin et al. 2020a). We take the publicly released code and use it under the default configuration (details in the appendix). We observe that increasing the unstructured weight sparsity from 0% to 69% leads to a $\sim 2x$ reduction in energy during DNN inference. Thus, switching from binary to signed-binary would significantly reduce ASICs’ power consumption. We acknowledge that the same experiment can also be conducted by using Sparseloop (Wu et al. 2021).

Signed-Binary vs Binary with comparable non-zero parameters

We would like to compare binary with signed-binary when the DNN has the same number of non-zero parameters. Signed-Binary ResNet trained on CIFAR10 has slightly greater than 50% sparsity. If we reduce the total number of parameters of the binary ResNet by half, the resulting model would have a comparable number of non-zero weights to signed-binary ResNet. This is done by reducing depth (see Table 5a) and width (see Table 5b). We train these models under identical conditions (setup details in the appendix). To clarify, rows 1 & 2 of Table 5 have the same number of

total parameters, while rows 1 & row 3 have a comparable number of non-zero parameters. Thus, signed-binary leads to a higher accuracy than binary when both methods have a comparable number of effectual operations.

Quant	# Parameters	Depth	Acc
SB	0.46M	32	91.55%
B	0.46M	32	91.22%
B	0.27M	20	90.16%

(a) **Reducing the number of parameters by reducing depth:** We observe that the accuracy of binary is 1.3% lower than signed-binary with comparable non-zero weights.

Quant	# Parameters	Width	Acc
SB	0.27M	$1\times$	90.05%
B	0.27M	$1\times$	90.20%
B	0.14M	$\lceil 0.7\times \rceil$	88.5%

(b) **Reducing the number of parameters by reducing width:** We observe that the accuracy of binary is 1.7% lower than signed-binary with comparable non-zero weights.

Table 5: **Binary vs. Signed-Binary with comparable non-zero weights:** We observe that Signed-Binary achieves higher accuracy when compared to binary with comparable effectual operations. B - Binary, SB - Signed-Binary

Limitations and Discussion

Like all binary weight quantization methods, our method suffers from a significant accuracy drop on ImageNet. Our work will be helpful in scenarios where the time and energy required for inference are very important. In addition, the scope of this work is limited to weight quantization and weight sparsity. In the future, we would like to extend this work to Signed-Binary Neural Networks, address the challenge of combining sparsity in weights and activations with binarization, and create a software system to demonstrate speedup. Finally, scaling factors for our method is an unexplored area that might lead to even higher accuracy on challenging datasets like ImageNet.

Conclusion

This paper introduces a new weight quantization scheme called Signed-Binary, which combines sparse networks with binary networks. Results on ImageNet and CiFAR10 illustrate that signed-binary method achieves comparable accuracy to binary. Signed-Binary enables modern hardware software to increase inference efficiency by better exploiting weight repetition (i.e., repeating values in the weight tensor) and weight sparsity (i.e., skipping computations on zero weights). We demonstrate signed-binary is more efficient than binary and ternary by performing an ablation study on weight sparsity and weight repetition while deploying these models on Intel CPUs. Finally, we discuss gains concerning efficiency and find that switching from binary to signed-binary can lead to $\sim 3x$ increase in throughput and $\sim 2x$ decrease in energy consumption on ASICs for ResNet18.

References

- Bai, Y.; Wang, Y. X.; and Liberty, E. 2018. Proxquant: Quantized neural networks via proximal operators. In *ICLR'19*, arXiv (2018).
- Bengio, Y.; Léonard, N.; and Courville, A. 2013. Estimating or propagating gradients through stochastic neurons for conditional computation. *arXiv preprint arXiv:1308.3432*.
- Brown, T. B.; Mann, B.; Ryder, N.; Subbiah, M.; Kaplan, J.; Dhariwal, P.; Neelakantan, A.; Shyam, P.; Sastry, G.; Askell, A.; Agarwal, S.; Herbert-Voss, A.; Krueger, G.; Henighan, T.; Child, R.; Ramesh, A.; Ziegler, D. M.; Wu, J.; Winter, C.; Hesse, C.; Chen, M.; Sigler, E.; Litwin, M.; Gray, S.; Chess, B.; Clark, J.; Berner, C.; McCandlish, S.; Radford, A.; Sutskever, I.; and Amodei, D. 2020. Language Models are Few-Shot Learners. *CoRR*, abs/2005.14165.
- Bulat, A.; and Tzimiropoulos, G. 2019. Xnor-net++: Improved binary neural networks. *arXiv preprint arXiv:1909.13863*.
- Bulat, A.; Tzimiropoulos, G.; Kossaiji, J.; and Pantic, M. 2019. Improved training of binary networks for human pose estimation and image recognition. *arXiv preprint arXiv:1904.05868*.
- Chen, H.; Zhang, B.; Zheng, X.; Liu, J.; Doermann, D.; Ji, R.; et al. 2020. Binarized neural architecture search. In *Proceedings of the AAAI Conference on Artificial Intelligence*, volume 34, 10526–10533.
- Chowdhery, A.; Narang, S.; Devlin, J.; Bosma, M.; Mishra, G.; Roberts, A.; Barham, P.; Chung, H. W.; Sutton, C.; Gehrmann, S.; et al. 2022. Palm: Scaling language modeling with pathways. *arXiv preprint arXiv:2204.02311*.
- Courbariaux, M.; Bengio, Y.; and David, J. P. 2015. BinaryConnect: Training deep neural networks with binary weights during propagations. In *NIPS'15*.
- Courbariaux, M.; Hubara, I.; Soudry, D.; El-Yaniv, R.; and Bengio, Y. 2016. Binarized neural networks: Training deep neural networks with weights and activations constrained to +1 or -1. In *NIPS'16*.
- Cowan, M.; Moreau, T.; Chen, T.; Bornholt, J.; and Ceze, L. 2020. Automatic generation of high-performance quantized machine learning kernels. In *CGO'20*.
- Dai, P.; Yang, J.; Ye, X.; Cheng, X.; Luo, J.; Song, L.; Chen, Y.; and Zhao, W. 2020. Sparsetrain: Exploiting dataflow sparsity for efficient convolutional neural networks training. In *2020 57th ACM/IEEE Design Automation Conference (DAC)*, 1–6. IEEE.
- Deng, J.; Dong, W.; Socher, R.; Li, L.-J.; Li, K.; and Fei-Fei, L. 2009. ImageNet: A large-scale hierarchical image database. In *CVPR'09*.
- Devlin, J.; Chang, M.; Lee, K.; and Toutanova, K. 2018. BERT: Pre-training of Deep Bidirectional Transformers for Language Understanding. *CoRR*, abs/1810.04805.
- Dosovitskiy, A.; Beyer, L.; Kolesnikov, A.; Weissensborn, D.; Zhai, X.; Unterthiner, T.; Dehghani, M.; Minderer, M.; Heigold, G.; Gelly, S.; et al. 2020. An image is worth 16x16 words: Transformers for image recognition at scale. *arXiv preprint arXiv:2010.11929*.
- Emer, J.; Parashar, A.; Sze, V.; Tsai, P.-A.; and Nellie Wu, Y. 2021. Sparse Tensor Accelerators: Abstraction and Modeling. In *ISCA Tutorial 2021*.
- Gong, R.; Liu, X.; Jiang, S.; Li, T.; Hu, P.; Lin, J.; Yu, F.; and Yan, J. 2019. Differentiable soft quantization: Bridging full-precision and low-bit neural networks. In *Proceedings of the IEEE/CVF International Conference on Computer Vision*, 4852–4861.
- Gong, Z.; Ji, H.; Fletcher, C. W.; Hughes, C. J.; Baghsorkhi, S.; and Torrellas, J. 2020. Save: Sparsity-aware vector engine for accelerating dnn training and inference on cpus. In *2020 53rd Annual IEEE/ACM International Symposium on Microarchitecture (MICRO)*, 796–810. IEEE.
- Graves, A.; rahman Mohamed, A.; and Hinton, G. 2013. Speech recognition with deep recurrent neural networks. In *IEEE international conference on acoustics, speech and signal processing*.
- Han, S.; Liu, X.; Mao, H.; Pu, J.; Pedram, A.; Horowitz, M. A.; and Dally, W. J. 2016. EIE: Efficient inference engine on compressed deep neural network. In *ISCA'16*.
- Han, S.; Mao, H.; and Dally, W. J. 2015. Deep compression: Compressing deep neural networks with pruning, trained quantization and Huffman coding. *arXiv preprint arXiv:1510.00149*.
- Han, S.; Mao, H.; and Dally, W. J. 2016. Deep Compression: Compressing deep neural network with pruning, trained quantization and Huffman coding. In *ICLR'16*.
- He, K.; Zhang, X.; Ren, S.; and Sun, J. 2015. Delving deep into rectifiers: Surpassing human-level performance on imagenet classification. In *Proceedings of the IEEE international conference on computer vision*, 1026–1034.
- He, K.; Zhang, X.; Ren, S.; and Sun, J. 2016. Deep residual learning for image recognition. In *CVPR'16*.
- Hegde, K.; Asghari-Moghaddam, H.; Pellauer, M.; Crago, N.; Jaleel, A.; Solomonik, E.; Emer, J.; and Fletcher, C. W. 2019. Extensor: An accelerator for sparse tensor algebra. In *Proceedings of the 52nd Annual IEEE/ACM International Symposium on Microarchitecture*, 319–333.
- Hegde, K.; Yu, J.; Agrawal, R.; Yan, M.; Pellauer, M.; and Fletcher, C. 2018. UCNN: Exploiting computational reuse in deep neural networks via weight repetition. In *ISCA'18*.
- Hinton, G.; Vinyals, O.; Dean, J.; et al. 2015. Distilling the knowledge in a neural network. *arXiv preprint arXiv:1503.02531*, 2(7).
- Hu, Q.; Wang, P.; and Cheng, J. 2018. From Hashing to CNNs: Training binaryweight networks via hashing. In *AAAI'18*.
- Ioffe, S.; and Szegedy, C. 2015. Batch normalization: Accelerating deep network training by reducing internal covariate shift. *arXiv preprint arXiv:1502.03167*.
- Jaszczur, S.; Chowdhery, A.; Mohiuddin, A.; Kaiser, Ł.; Gajewski, W.; Michalewski, H.; and Kanerva, J. 2021. Sparse is Enough in Scaling Transformers. *Advances in Neural Information Processing Systems*, 34.
- Kingma, D. P.; and Ba, J. 2014. Adam: A method for stochastic optimization. *arXiv preprint arXiv:1412.6980*.

- Krizhevsky, A.; and Hinton, G. 2009. Learning multiple layers of features from tiny images. Technical report, Citeseer.
- Krizhevsky, A.; Sutskever, I.; and Hinton, G. E. 2012. Imagenet classification with deep convolutional neural networks. In *NIPS'12*.
- Leclerc, G.; Ilyas, A.; Engstrom, L.; Park, S. M.; Salman, H.; and Madry, A. 2022. ffcv. <https://github.com/libffcv/ffcv>. Commit xxxxxxxx.
- Li, F.; Zhang, B.; and Liu, B. 2016. Ternary weight networks. *arXiv preprint arXiv:1605.04711*.
- Lin, X.; Zhao, C.; and Pan, W. 2017. Towards accurate binary convolutional neural network. *Advances in neural information processing systems*, 30.
- Liu, Z.; Mao, H.; Wu, C.-Y.; Feichtenhofer, C.; Darrell, T.; and Xie, S. 2022. A ConvNet for the 2020s. *arXiv preprint arXiv:2201.03545*.
- Liu, Z.; Shen, Z.; Savvides, M.; and Cheng, K.-T. 2020. Reactnet: Towards precise binary neural network with generalized activation functions. In *European Conference on Computer Vision*, 143–159. Springer.
- Liu, Z.; Wu, B.; Luo, W.; Yang, X.; Liu, W.; and Cheng, K.-T. 2018. Bi-real net: Enhancing the performance of 1-bit cnns with improved representational capability and advanced training algorithm. In *Proceedings of the European conference on computer vision (ECCV)*, 722–737.
- Maas, A. L.; Hannun, A. Y.; and Ng, A. Y. 2013. Rectifier nonlinearities improve neural network acoustic models. In *ICML'13, ICML'13*.
- Muñoz-Matrnéz, F.; Abellán, J. L.; Acacio, M. E.; and Krishna, T. 2021. STONNE: Enabling Cycle-Level Microarchitectural Simulation for DNN Inference Accelerators. In *2021 IEEE International Symposium on Workload Characterization (IISWC)*.
- Pouransari, H.; Tu, Z.; and Tuzel, O. 2020. Least squares binary quantization of neural networks. In *CVPRW'20*.
- Prabhakar and Kuhar; Agrawal, R.; Hughes, C. J.; and Fletcher, C. W. 2021. SumMerge: an efficient algorithm and implementation for weight repetition-aware DNN inference. In *Proceedings of the ACM International Conference on Supercomputing*, 279–290.
- Qin, E.; Samajdar, A.; Kwon, H.; Nadella, V.; Srinivasan, S.; Das, D.; Kaul, B.; and Krishna, T. 2020a. Sigma: A sparse and irregular gemm accelerator with flexible interconnects for dnn training. In *2020 IEEE International Symposium on High Performance Computer Architecture (HPCA)*, 58–70. IEEE.
- Qin, H.; Gong, R.; Liu, X.; Shen, M.; Wei, Z.; Yu, F.; and Song, J. 2020b. Forward and Backward Information Retention for Accurate Binary Neural Networks. In *IEEE CVPR*.
- Rastegari, M.; Ordonez, V.; Redmon, J.; and Farhadi, A. 2016. Xnor-net: ImageNet classification using binary convolutional neural networks. In *ECCV'16*.
- Schiavone, R.; and Zuluaga, M. A. 2020. Sparse Binary Neural Networks. *OpenReview*.
- Sze, V.; Chen, Y.-H.; Yang, T.-J.; and Emer, J. S. 2020. Efficient processing of deep neural networks. *Synthesis Lectures on Computer Architecture*, 15(2): 1–341.
- Wang, H.; Zhang, Z.; and Han, S. 2021. Spatten: Efficient sparse attention architecture with cascade token and head pruning. In *2021 IEEE International Symposium on High-Performance Computer Architecture (HPCA)*, 97–110. IEEE.
- Wu, Y. N.; Tsai, P.-A.; Parashar, A.; Sze, V.; and Emer, J. S. 2021. Sparseloop: An Analytical, Energy-Focused Design Space Exploration Methodology for Sparse Tensor Accelerators. In *2021 IEEE International Symposium on Performance Analysis of Systems and Software (ISPASS)*, 232–234. IEEE.
- Xu, Z.; Lin, M.; Liu, J.; Chen, J.; Shao, L.; Gao, Y.; Tian, Y.; and Ji, R. 2021. ReCU: Reviving the Dead Weights in Binary Neural Networks. In *Proceedings of the International Conference on Computer Vision (ICCV)*, 5198–5208.
- Zhang, D.; Yang, J.; Ye, D.; and Hua, G. 2018. LQ-Nets: Learned Quantization for Highly Accurate and Compact Deep Neural Networks. In *European Conference on Computer Vision (ECCV)*.
- Zhu, C.; Han, S.; Mao, H.; and Dally, W. J. 2016. Trained ternary quantization. *arXiv preprint arXiv:1612.01064*.

Appendix

Experiment Setup

CIFAR10 The data loader pipeline consists of simple augmentations - padding by 4 pixels on each size, random crop to 32×32 , Random Horizontal Flip with probability 0.5, and normalization. We train from scratch for 350 epochs and use the Adam Optimizer (Kingma and Ba 2014). We start with an initial learning rate of 0.01 and reduce it by a factor of 10 at epochs 150, 200, and 320. For apples-to-apples comparison with binary and ternary, we do a sweep over batch sizes {16, 32, 64, 128, 256} (ablation in appendix) and activation functions (ReLU, PReLU, TanH) and report the best top-1 validation accuracy. For ablations on (1) value assignment percentage and (2) comparison with binary networks with comparable effectual operations, we select the batch size to be 32 and activation function to be PReLU.

Deploying on CPUs We use SumMerge (Prabhakar and Kuhar et al. 2021) for this task. We run all experiments on Intel Xeon Gold 6226 CPU. In order to make our test environment as close as possible to the test environment of the authors of (Prabhakar and Kuhar et al. 2021), we disable simultaneous multi-threading, and enable 2MB huge pages and disable dynamic frequency scaling as well. The test methodology is exactly the same as used by the authors of (Prabhakar and Kuhar et al. 2021), i.e., each experiment is run 50 times when the machine is unloaded and the values for run with the lowest execution time are reported. All arithmetic operations are in floating-point. All DNN inference experiments are subject to identical test environments and methodology.

ASIC We use STONNE (Muñoz-Matrnéz et al. 2021), a cycle-level microarchitectural simulator for DNN Inference Accelerator SIGMA (Qin et al. 2020a) for this experiment. We use the docker image released by the authors of (Muñoz-Matrnéz et al. 2021). We use the standard configuration of SIGMA with 256 multiplier switches, 256 read ports in SDMemory and 256 write ports in SDMemory. The reduction networks is set to ASNETWORK and the memory controller is set to SIGMA_SPARSE_GEMM. We use SimulatedConv2d function in the PyTorch frontend version of STONNE. For a given convolutional layer, we run STONNE twice, once with 0% sparsity and once with 69% sparsity. We calculate the reduction in energy consumption by dividing the energy of the dense convolutional layer by the energy of the sparse convolutional layer. Since the precision (or bit-width) of the weights is a parameter of SIGMA, the reduction in energy due to sparsity when compared to dense model is not a function of the preprecision (or bit-width) of the weights of the DNN.

Additional Ablation

We perform ablation on (1) batch sizes, (2) non-linearity on CIFAR10 (Krizhevsky and Hinton 2009) dataset and report the numbers in Table 6a and 6b respectively. The setup is the same as mentioned above. We observe that for our method, there is a drop in accuracy with higher batch size, PReLU (Maas, Hannun, and Ng 2013) works best and it is not sensitive to the choice of delta. In addition, on performing ablation on value assignment percentage for ResNet18 trained on ImageNet.

Batch Size	Accuracy (Top-1)
16	89.44
32	90.05
64	89.62
128	89.59
256	88.51

(a) **Ablation on Batch Size:** The setup is identical across batch sizes and the non-linearity used is PReLU. We observe a decrease in accuracy when a high batch size of 256 is used.

Non-Linearity	Accuracy (Top-1)
ReLU	88.64
PReLU	90.05
TanH	88.75
LReLU	89.22

(b) **Ablation on Non-Linearity:** The setup is identical across non-linearity and the batch size used is 32. We observe that PReLU works best for our method.

$\% \{0,1\}$ filters	$\% \{0,-1\}$ filters	Acc
1	0	55.23
0.5	0.5	61.94
0.25	0.75	62.29
0.75	0.25	62.04

Table 7: **Ablation on value assignment percentage for ResNet18 on ImageNet:** The setup is identical across different percentages. We observe a significant accuracy drop when using $\{1,0\}$ only.

Datasets

Licenses of ImageNet (Deng et al. 2009) and CIFAR10 (Krizhevsky and Hinton 2009) datasets used in this paper are listed in Table 1. Every accuracy reported in this paper is on validation set of the dataset.

Dataset	License	Source
ImageNet	Non-Commercial	ILSVRC2012
CIFAR10	N/A	CIFAR

Table 8: **Dataset with Licenses:** License and source of the datasets used.

ImageNet and CIFAR10 are standard publicly used datasets. Since they do not own their images, therefore they do not have a release license. Actual images may have their own copyrights but ImageNet provides stipulations for using their dataset (for non-commercial use). We do not recommend using the resulting signed-binary models trained on these datasets for any commercial use.