

Enhanced Inversion of Schema Evolution with Provenance

Tanja Auge
tanja.auge@uni-rostock.de
University of Rostock
Rostock, Germany

Andreas Heuer
andreas.heuer@uni-rostock.de
University of Rostock
Rostock, Germany

ABSTRACT

Long-term data-driven studies have become indispensable in many areas of science. Often, the data formats, structures and semantics of data change over time, the data sets evolve. Therefore, studies over several decades in particular have to consider changing database schemas. The evolution of these databases lead at some point to a large number of schemas, which have to be stored and managed, costly and time-consuming. However, in the sense of reproducibility of research data each database version must be reconstructable with little effort. So a previously published result can be validated and reproduced at any time.

Nevertheless, in many cases, such an evolution can not be fully reconstructed. This article classifies the 15 most frequently used schema modification operators and defines the associated inverses for each operation. For avoiding an information loss, it furthermore defines which additional provenance information have to be stored. We define four classes dealing with dangling tuples, duplicates and provenance-invariant operators. Each class will be presented by one representative.

By using and extending the theory of schema mappings and their inverses for queries, data analysis, *why*-provenance, and schema evolution, we are able to combine data analysis applications with provenance under evolving database structures, in order to enable the reproducibility of scientific results over longer periods of time. While most of the inverses of schema mappings used for analysis or evolution are not exact, but only quasi-inverses, adding provenance information enables us to reconstruct a sub-database of research data that is sufficient to guarantee reproducibility.

KEYWORDS

CHASE-Inverses, Schema Evolution, Data Provenance, Research Data Management, Reproducibility

1 INTRODUCTION

Research institutions all around the world produce huge amounts of research data, which have to be managed by *research data management*. This includes collecting, evaluating, analyzing, archiving, and publishing the original or processed research data as well as the results of (data) analyses, theoretical considerations, or other scientific investigations. In this paper we are focusing on structured data, represented as a relational database, generated in scientific experiments, measurement series or always-on sensors.

The presentation and publication of research results increasingly requires publishing the corresponding research data, which ensures the findability, accessibility, inter-operability, and re-usability in the sense of *FAIR-Principles*¹. FAIR does not require the publication of all source data. It is sufficient to specify the source tuples necessary

for the calculation of a specific research result. To perform this calculation, we use the so-called *CHASE algorithm* supplemented with provenance information such as witness bases [4], provenance polynomials [12] and/or additional side tables.

The CHASE is a procedure that modifies a database instance I by incorporating a set of dependencies Σ represented as (s-t) tgds or egds. Originally developed for database design and semantic query optimization, the CHASE nowadays is also used for database applications such as data exchange, data integration or answering queries using views. Formulated as schema mapping $\mathcal{M} = (I, J, Q)$ using s-t tgds, i.e. a dependency from one database I into a second database J , the CHASE can process database queries Q . This is equivalent to a mapping from red to green in Figure 1. Thus, the CHASE can be used for evaluating conjunctive queries or simple SQL queries, such as `SELECT n,m FROM F,S WHERE F.m=S.m`. We call these queries against the research data *evaluation queries*.

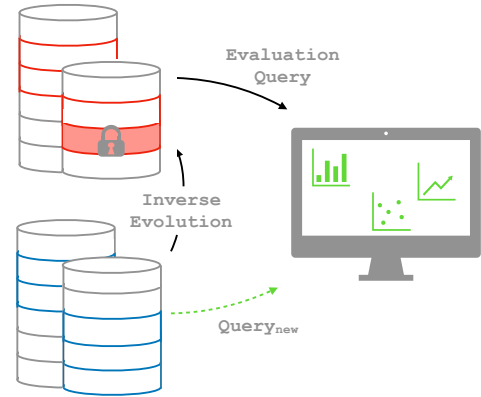


Figure 1: Chasing evaluation queries and evolution mappings

In addition, the CHASE can be used for inverting queries. For this, we choose J as database instance and the inverse evaluation query Q^{-1} as schema mapping $\mathcal{M}^* = (J, I, Q^{-1})$ formalized as s-t tgd like before. Running both evaluation query and inversion in sequence, this results in a CHASE&BACKCHASE process [8]. Here the BACKCHASE phase corresponds to a second CHASE phase with the CHASE result of the first phase as input. However, the result $I^* = \text{CHASE}_{\mathcal{M}^*}(\text{CHASE}_{\mathcal{M}}(I))$ after applying CHASE&BACKCHASE to I , I^* may not be equal to I . In general, I^* is a subset of I , called (*minimal*) *sub-database* (highlighted in red, Figure 1). The corresponding inverse, calculated with the CHASE is called *CHASE-inverse*. Such inverses are not necessarily exact and unique. They are so-called *pseudo-inverse functions* of different granularity [1, 10].

In research data management, not only the data is changing (e.g. by adding results of new experiments), but also the data's

¹<https://www.go-fair.org/>

schemas. Changing schemas often results in freezing the entire research database to be able to perform the evaluation queries used so far. However, this can be time-consuming, expensive and leads to a dramatically increasing amount of data to be archived. Formulating a schema evolution E as a schema mapping by s-t tgds allows processing it by the CHASE just like the evaluation queries before. The composition of inverse evolution steps and original evaluation queries now enables the reconstruction of research data for changing database structures, summarized in Figure 1.

At first glance, choosing the CHASE algorithm may seem a bit unusual, but the choice has some significant benefits:

- (1) Both schema evolution and simple evaluation queries can be interpreted as schema mappings and processed with the CHASE algorithm [10]. So, both mappings can be treated with the same theory.
- (2) An elaborated theory about quasi-inverses of schema mappings as well as their composition already exists [9, 10].
- (3) An examination of different types of inverses of the evaluation queries can be found in [1]. It can be improved by additional provenance information. This allows the reconstruction of lost null tuples and duplicates, as well as the replacement of null values by concrete values.

Interpreting evolution and evaluation as schema mapping and processing by CHASE&BACKCHASE enables the reconstruction of a research result even in the presence of changing database structures (see Figure 1). For this, an evolution mapping, represented as *schema modification operator*, an evaluation query as well as the two inverses are formulated as s-t tgds. The CHASE calculates the query result, which is then processed by the BACKCHASE. This provides the (minimal) sub-database in question (highlighted in red).

The inverse type can be used to determine how much and what part of the original data can be recovered without additional effort. In [1] the CHASE-inverse types of 14 typical evaluation operators were specified with and without using data provenance. Provenance deals with the traceability of a result back to its original, possibly physical object. In the case of data provenance, we are interested in where a result tuple comes from, why and how it is calculated. In [1], it is observed that provenance improves the inverse types in about half of the cases.

In this article, we will perform this analysis for the evolution. For this purpose, we are looking at 15 schema modification operators, which are particularly common in practice [2, 6, 7, 15, 19, 21], and verify their invertibility. Then we improve the inverse type again by adding provenance. This again improves about half of the cases. Other approaches for combining schema evolution and provenance are given in [11] and [15]. In total, we identify four classes of invertibility. For each class we consider one representative in more detail (see Table 2).

Structure of the Article. To determine the relevant original tuples, we use the CHASE algorithm not only for processing an evaluation query but also for evolution, see Section 3. For this purpose, in Section 4, we divide schema modification operators into four classes and examine five representatives with respect to their CHASE-inverses with and without additional provenance information. Before that, in Section 2, we introduce the necessary definitions regarding CHASE and data provenance.

2 BASICS AND RELATED WORK

This article combines CHASE, inverse schema mappings and data provenance from different areas of database theory. We introduce the most important terms here, further details can be found in the respective literature.

CHASE. The *CHASE algorithm* is a technique used in a number of data management tasks like data exchange, data cleaning or answering queries using views. Its wide range of applicability can be attributed to the fact that CHASE generalizes well. Generally speaking, it incorporates a set of dependencies $*$ into a given object \bigcirc – usually an instance or a query. Only condition: The dependencies must be representable as (s-t) tgds and egds.

A *source-to-target tuple generating dependency* (s-t tgd) is a formula of the form $\forall x : (\phi(x) \rightarrow \exists y : \psi(x, y))$, with x, y tuples of variables, and $\phi(x), \psi(x, y)$ are conjunctions of atoms, called *body* and *head*. It can be seen as inter-database dependency, representing a constraint within a database. An intra-database dependency is called *tuple generating dependency* (tgd). A dependency with equality atoms in the head *equality generating dependency* (egd).

In the case of instances, chasing (s-t) tgds create new tuples and chasing egds clean the database by replacing null values (by other null values or constants). So, the CHASED database satisfies all dependencies of $*$. We use the CHASE to process schema evolution. Thus, we deal with inter-database mapping and can restrict ourselves to s-t tgds in the following. Since chasing s-t tgds always terminates, we refer to [5, 13] for further explanations about CHASE variants and termination criteria.

CHASE-inverse functions. Let I and J be two database instances before and after applying the CHASE, i.e. $J = \text{CHASE}(I)$. A *CHASE-inverse* is a function from J to I^* , which applies the CHASE algorithm to J with I^* section of I . I^* is a *section* of I (short: $I^* \leq I$) iff a homomorphism $h : I^* \rightarrow I$ exists, whereby constants are mapped to constants and null values are mapped to constants or (other) null values [1]. CHASE-inverse functions belong to the quasi-inverse functions. Formally, we call $g : I^* \rightarrow I$ a *quasi-inverse function* to $f : I \rightarrow J$ iff $I^* \leq I$ and $f \circ g \circ f = f$ [9]. This means that quasi-inverse functions usually recover the original data only partially. In the case of CHASE five inverse types are distinguish: exact, classical, relaxed [10], tuple-preserving relaxed and result equivalent [1]. The sufficient and necessary conditions of the different CHASE-inverse types can be seen in Table 1.

For this, let \mathcal{M} be a schema mapping, I and I^* two database instances with $I^* = \text{CHASE}_{\mathcal{M}}(\text{CHASE}_{\mathcal{M}}(I))$. I^* is called *sub-database* of I . A *schema mapping* \mathcal{M} can be formalized as a triple (S_t, S_{t+1}, Σ) with S_t source schema, S_{t+1} target schema and Σ set of dependencies that specify the relationship between S_t and S_{t+1} . The affiliated inverse mapping is defined as $\mathcal{M}^* = (S_{t+1}, S_t, \Sigma^{-1})$. The star $*$ symbolizes that the inverse function \mathcal{M}^* may not be exact or unique. Again it is a quasi-inverse function.

While an *exact CHASE-inverse* ($=$) reconstructs the original database instance I , i.e. $I^* = I$, the *classical CHASE-inverse* (\equiv) only returns an instance I^* , which is equivalent to the original database instance I , i.e. I^* and I are equal except for isomorphism. The *relaxed CHASE-inverse* (\leq) does not require an equivalent relationship between the original instance I and the recovered instance I^* , but

Table 1: Sufficient and necessary conditions of CHASE-inverses, based on [1, 10]

CHASE-inverse	sufficient condition	necessary condition
exact ($=$)	$I = I^*$	$I^* = I$
classical (\equiv)	$=$	\exists homomorphism $h : I^* \rightarrow I$, \exists homomorphism $h' : I \rightarrow I^*$
tp-relaxed (\leq_{tp})	$=$	\exists homomorphism $h : I^* \rightarrow I$, $ I^* = I $, $I^* \leftrightarrow_M I$
relaxed (\leq)	\leq_{tp} or \equiv	\exists homomorphism $h : I^* \rightarrow I$, $I^* \leftrightarrow_M I$
result equivalent (\leftrightarrow)	\leq	$I^* \leftrightarrow_M I$

data exchange equivalence (short: $I \leftrightarrow_M I^*$) and the existence of a homomorphism between I^* and I [9].

To preserve the number of tuples, the definition of relaxed CHASE-inverse is extended [1]. The corresponding function, called *tp-relaxed CHASE-inverse* (\leq_{tp}), additionally requires $|I^*| = |I|$. In contrast, a weakened definition is the *result equivalent CHASE-inverse* (\leftrightarrow), which only satisfies data exchange equivalence, i.e. $\text{CHASE}_M(I) \equiv \text{CHASE}_M(I^*)$.

As studied in [1], evaluation queries formalised as s-t tgds and applied by CHASE are classified as exact, (tp)-relaxed or result equivalent depending on query under consideration. The addition of provenance information like provenance polynomials [14] and (minimal) witness basis [4] allows the specification of stronger CHASE-inverses than without. For example, in the case of projection or union, a stronger CHASE-inverse can be constructed by using provenance. For other operations, such as selection, the inverse type can not be improved despite additional information.

CHASE&BACKCHASE. A schema mapping can be processed using the CHASE and be inverted using the BACKCHASE [8]. The CHASE phase computes a modified instance J generated from I by applying the CHASE using a schema mapping $M = (S_t, S_{t+1}, \Sigma)$. After that, the BACKCHASE phase computes an instance I^* by applying the CHASE to J using a schema mapping $M^* = (S_{t+1}, S_t, \Sigma^{-1})$:

$$I^* = \underbrace{\text{CHASE}_{M^*}(J)}_{\text{BACKCHASE}} = \underbrace{\text{CHASE}_{M^*}(\text{CHASE}_M(I))}_{\text{CHASE}}$$

The calculated instance I^* can, but must not be sub-database of I , short $I^* \leq I$. This depends on the inverse type defined above.

Data Provenance. Depending on the authors (see [16] or [18]), a distinction is made between different types of provenance. These include data provenance, workflow provenance and metadata provenance. The questions to be answered depend on the provenance type and can be answered in different ways. In this article, we will focus on data provenance.

Let be I database instance and Q query. *Data provenance* describes (1) where a result tuple $r \in Q(I)$ does come from, (2) why and (3) how r exists in the result $Q(I)$. This can be answered extensively by specifying concrete tuples and database values, intensionally by characterizing a set of database values [17] or query-based by query transformation [3]. We consider only extensional answers.

The so-called *why*-provenance [4] specifies a witness basis that identifies the tuples involved in the calculation of r . This tuple-based basis contains all ids necessary for reconstructing r . *How*-provenance, on the other hand, uses provenance polynomials [14,

20] to explain how a result tuple r is calculated. The polynomials are defined by a commutative semi-ring $(\mathbb{N}[X], +, \cdot, 0, 1)$ with $+$ for union and projection, as well as \cdot for natural join [12]. If we are simply interested in identifying ID or relation name of the tuples involved, we choose *where*-provenance. It is the weakest of the three provenance questions, but is already sufficient in many cases.

Schema Evolution. Schema evolution deals with the problem of maintaining schema and functionality of a software system considering a changing data structure. It can be addressed by so-called *Schema Modification Operators* (SMOs) that support semantic conversion of columns, column concatenation/splitting and other schema modifications. Common operators in the case of research data management include ADD Column and MERGE Column as well as SPLIT Column [2]. Other applications are described in [19, 21]. For initial approaches to combining schema evolution and provenance, see [11] and [7].

3 SMOS AND THEIR CHASE-INVERSES

Especially in the case of long-term data-driven studies, the specification of source data may become a problem. Therefore, we process not only the evaluation but also the evolution by the CHASE&BACKCHASE and extend it with data provenance. For this, we classify the 15 most frequently used schema modification operators (SMOs) and divide them into four classes. We define the associated inverses for each operation and examine it with additional provenance information. While the first class includes all operators with an exact inverse, i.e. the operators are provenance-invariant, the second and third class deal with dangling tuples and duplicates. The remaining operators we summarize in Class IV.

CHASE&BACKCHASE. Evaluation queries and schema evolution can be defined as schema mappings. Let be S_t, S_{t+1} two database schemas and Σ, Σ^{-1} two sets of dependencies, whereby Σ corresponds to an evaluation query Q and Σ^{-1} corresponds to an schema modification operator. Then the evolution E can be formalized as schema mapping $M = (S_t, S_{t+1}, \Sigma)$ and its corresponding inverse E^{-1} as $M^* = (S_{t+1}, S_t, \Sigma^{-1})$. Let further be $I(S_t)$ and $J(S_{t+1})$ two database instances. Then the CHASE&BACKCHASE calculates a (minimal) sub-database

$$I^*(S_t) = \text{CHASE}_{M^*}(J(S_{t+1})) = \text{CHASE}_{M^*}(\text{CHASE}_M(I(S_t)))$$

(highlighted red in Figure 2). If we are not interested in processing the entire instance J , we can alternatively process a subset $J^* \subset J$ in the BACKCHASE (highlighted in blue). For simplicity, we will use J in the following. In summary, we state: Evolution is processed

by the CHASE in the so-called *CHASE phase*. The *BACKCHASE phase* corresponds to the inversion of the evolution.

Since we allow quasi-inverse functions to invert the evolution, we symbolize the inverse mapping by $*$. The exact inverse mapping of f used for merging and splitting, on the other hand, is denoted by f^{-1} , which we consider as additional provenance information.

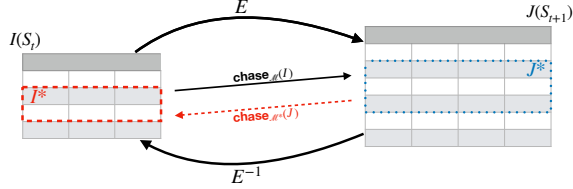


Figure 2: Inverting schema evolution

Schema Modification Operators. The atomic schema changes during an evolution can be represented by so-called *schema modification operators*. Based on [2, 6, 7, 15, 19, 21] and more we define 15 frequently used operators, summarized in Table 3. Some publications also speak of a sixteenth operator NOP, which performs no action but namespace management.

Each operator has an associated (quasi-)inverse function. The invertibility of an operator corresponds to the existence of a perfect or quasi-inverse and its uniqueness. ADD Column, MERGE Column, RENAME Column, SPLIT Column, CREATE Table, PARTITION Table, RENAME Table and NOP has a unique quasi-inverse function. According to [7], DROP Table, COPY Table, MERGE Table and DROP Column have one or more quasi-inverses. Our studies show that the SMO formalization as s-t tgds always has a unique (quasi-)inverse. Therefore, another inverse can exist only in the case of a second s-t tgd formalization. However, this only applies to COPY Table and DECOMPOSE Table (see Table 3).

All operators can be easily formalized as set of one or at most two s-t tgds. Similar to our formalization is for example the formalization of [7]. However, there is a crucial difference in the interpretation of MERGE Table. The authors define this operator by $R(a, b, c) \rightarrow T(a, b, c)$, $R(a, b, c) \rightarrow V(a, b, c)$ with associated inverse $T(a, b, c) \vee V(a, b, c) \rightarrow R(a, b, c)$. Since CHASE-inverses are not defined for *disjunctive embedded dependency*, we consider only s-t tgds. However, the information loss of using a s-t tgd here can be compensated by adding additional provenance information.

Some operators such as PARTITION Table, COPY Column and MOVE Column require special conditions cond_A , which give restrictions on the attributes. The corresponding s-t tgds are restricted to constant and attribute selection $\sigma_{A_i \theta c}$ or rather $\sigma_{A_i \theta A_j}$ with $\theta \in \{<, =, \geq, >\}$. Other conditions can be formalized using additional side tables.

Side tables contain attribute values required for the reconstruction of the (minimal) sub-database defined above. Each tuple is a restriction of a source tuple t and is uniquely identified by its ID r_t . This ID is not used as a key, but as additional provenance information. Thus, side tables always exist only in association with a witness basis or a provenance polynomial.

Table 2: SMOs with exact ($=$), tp-relaxed (\leq_{tp}), relaxed (\leq) or result equivalent (\leftrightarrow) CHASE-inverse extended by provenance (highlighted in orange); dangling tuples are highlighted in magenta and duplicates in cyan

SMO	Σ	Without Provenance		With Provenance	
		Type	Σ^{-1}	Type	Provenance
COPY Table	$R(a, b, c) \rightarrow R'(a, b, c) \wedge V(a, b, c)$ $R(a, b, c) \rightarrow R'(a, b, c)$ $R(a, b, c) \rightarrow V(a, b, c)$	$=$	$R'(a, b, c) \wedge V(a, b, c) \rightarrow R(a, b, c)$ $R'(a, b, c) \rightarrow R(a, b, c)$ $V(a, b, c) \rightarrow R(a, b, c)$	$=$	$R'(a, b, c) \wedge V(a, b, c) \rightarrow R(a, b, c)$ $R'(a, b, c) \rightarrow R(a, b, c)$ $V(a, b, c) \rightarrow R(a, b, c)$
JOIN Table	$R(a, b) \wedge V(a, c) \rightarrow T(a, b, c)$ $R(a, b) \wedge V(a, c) \rightarrow T(a, b, c)$	$=$	$T(a, b, c) \rightarrow R(a, b) \wedge V(a, c)$ $T(a, b, c) \rightarrow R(a, b) \wedge V(a, c)$	$=$	$T(a, b, c) \rightarrow R(a, b) \wedge V(a, c)$ $T(a, b, c) \rightarrow R(a, b) \wedge V(a, c)$
MERGE Table	$R(a, b, c) \rightarrow T(a, b, c)$ $V(a, b, c) \rightarrow T(a, b, c)$	\leftrightarrow	$T(a, b, c) \rightarrow R(a, b, c)$ $T(a, b, c) \rightarrow V(a, b, c)$	$=$	$T(a, b, c) \rightarrow R(a, b, c)$ $T(a, b, c) \rightarrow V(a, b, c)$ + restriction to tuples of R resp. V
MERGE Column	$R(a, b, c) \rightarrow T(a, f(b, c))$	\leq_{tp}	$T(a, g) \rightarrow \exists D, E : R(a, D, E)$	\leq_{tp}	$T(a, g) \rightarrow \exists D, E : R(a, D, E)$
		\leq	$T(a, b) \rightarrow \exists D, E : R(a, D, E)$	\leq_{tp}	$T(a, g) \rightarrow \exists D, E : R(a, D, E)$ + reconstruction of lost tuples (duplicates)
				$=$	$T(a, g) \rightarrow R(a, f^{-1}(g, c), c)$ + reconstruction of lost attribute values
				$=$	$T(a, f(b, c)) \rightarrow R(a, f^{-1}(g, c), c)$ + reconstruction of lost tuples (duplicates) + reconstruction of lost attribute values

Inverse Types. Adding Provenance may improve the inverse type. However, in many cases this is not necessary at all. Thus, about half of the operators already guarantee an exact CHASE inverse without requiring additional information. The associated operators – COPY Table, CREATE Table, PARTITION Table, RENAME Table, ADD Column, COPY Column and RENAME Column plus NOP group together to form Class I. In the case of the remaining operators, additional provenance causes an improvement of the inverse type.

To cover the scope of CHASE-inverse types as well as their provenance extensions, and to cover special cases such as dangling tuples and duplicates, we focus our analyses here on COPY Table (Class I),

Table 3: Schema modification operators with corresponding inverse and class

SMO	description	inverse	class
COPY Table	creates a duplicate of an existing table	DROP Table	I
CREATE Table	introduces a new, empty table	MERGE Table	I
DECOMPOSE Table	decomposes a source table into two tables without changing the data stored inside	DROP Table	I
		ADD Column	III
		JOIN Table	
DROP Table	removes an existing table	CREATE Table	IV
JOIN Table	combines two tuples from different tables	DECOMPOSE Table	II
MERGE Table	takes two source tables and creates a new table that stores their union	PARTITION Table	IV
PARTITION Table	distributes tuples into two newly created tables according to the specified condition	MERGE Table	I
RENAME Table	changes a table name	RENAME Table	I
ADD Column	introduces a new column with values created by a user-defined constant or function	DROP Column	I
COPY Column	copies a column to another table according to the join condition	DROP Column	I
DROP Column	removes an existing column from a table	ADD Column	III
MERGE Column	sequence of ADD Column and DROP Column using a user-defined function	SPLIT Column	III
MOVE Column	same like COPY Column, but the original column is deleted	MOVE Column	II, III
RENAME Column	changes the name of a column	RENAME Column	I
SPLIT Column	sequence of ADD Column and DROP Column using a user-defined function	MERGE Column	III
NOP	nothing happens	NOP	I

JOIN Table (Class II), MERGE Table (Class IV) and MERGE Column (Class III). The results are summarized in Table 2. Each operator as well as its associated inverse is formalized as schema mapping $\mathcal{M} = (S_t, S_{t+1}, \Sigma)$ respectively $\mathcal{M}^* = (S_{t+1}, S_t, \Sigma^{-1})$ with Σ (column 2) and Σ^{-1} (columns 4 and 6) sets of s-t tgds. The inverse types are summarized in column 3 and 5. The last three columns describe the facts including additional provenance.

Splitting, merging or deleting columns often creates lost tuples. Tuples can also be eliminated when joining tables. Thus, we distinguish two cases: duplicates (Table 2, highlighted in cyan) and dangling tuples (highlighted in magenta). Duplicates are generated by the operators DECOMPOSE Table, DROP Column, MERGE Column, MOVE Column and SPIT Column. They are summarized in Class III. Since MOVE Column may produce dangling tuples as well as duplicates, this operator is also part of Class II, along with JOIN Table. Except for DROP Table and PARTITION Table, all operators are thus assigned to one of the classes 1 to 3. These form class IV, the class of further operators.

As seen in Table 2, the formalization of some operators as set of s-t tgds is not always unique. Thus, COPY Table, DECOMPOSE Table, ADD Column and COPY Column can be represented in two different ways. The choice of the representation influences the resulting CHASE-inverse type as well as type of the underlying dependencies. Even additional provenance information may affect the type.

Inverse Types using Provenance. Reconstructing lost attribute values in JOIN Table provides an exact CHASE-inverse instead of a relaxed inverse, whereas the restriction to the relevant tuples in MERGE Table provides an exact CHASE-inverse instead of a result-equivalent. Also, in the case of MERGE Column, additional provenance information can be used to improve the CHASE-inverses significantly. Knowing the witness bases or provenance polynomials allows the reconstruction of duplicates. If we also know the inverse of function f and store lost attribute values in a separate side table, it is also possible to specify an exact CHASE inverse. Thus, provenance enables, among other things, the reconstruction of lost tuples (duplicates) and attribute values.

All in all, we obtain four classes: Class I contains all operators whose inverse type does not change due to additional provenance information. The operators of Class II and Class III deal with dangling tuples or duplicates. Here additional witness basis, provenance polynomials and side tables are indispensable. The remaining two operators are summarized in Class IV. The results of Table 2 are described in detail in Section 4.

Composition of several SMOs. Since the SMOs operate independently within a sequence, we can determine the inverses in isolation from each other. So, the inverse mapping of composition

$$\mathcal{M}^* = (\mathcal{M}_1 \circ \dots \circ \mathcal{M}_n)^{-1} = \mathcal{M}_n^* \circ \dots \circ \mathcal{M}_1^*$$

results in a composition of the inverse sub-operations $\mathcal{M}_1^*, \dots, \mathcal{M}_n^*$. Thus, the inverse type of \mathcal{M}^* corresponds to the type of the weakest partial inverse \mathcal{M}_i^* . If no inverse exists for one of the partial operations \mathcal{M}_i , neither for its composition $\mathcal{M} = \mathcal{M}_1 \circ \dots \circ \mathcal{M}_n$.

For example, MERGE Column is defined as a sequence of ADD Column and DROP Column operators. DROP Column has a (tp-)relaxed CHASE-inverse depends on whether duplicates exist and additional provenance is used. ADD Column, on the other hand, always has an exact CHASE-inverse. So, the inverse type of MERGE Column corresponds to the inverse type of DROP Column. This results in tp-relaxed inverse with additional provenance and a relaxed inverse without. Adding side tables we can define an exact CHASE-inverse, such as summarized in Table 2. Same applies for SPLIT Column and other user-defined operators.

Similarities to Query Evaluation. Processed by the CHASE schema modification and evaluation queries have similar characteristics. MERGE Table, for example, corresponds to union \cup , PARTITION Table to constant or attribute selection $\sigma_{A_i \theta c}$ respectively $\sigma_{A_i \theta A_j}$, and JOIN Table refers to the natural join \bowtie . It follows that the inverse types match those of [1]. In the case of evaluation queries, about half of the inverses can be improved by additional provenance information. The same is true for evolution. In both cases, the (tp-)relaxed CHASE-inverse dominates. However, an exact

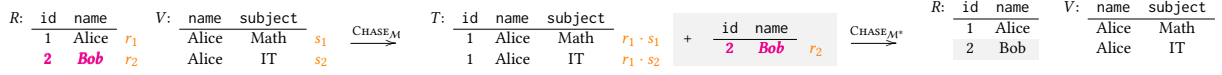


Figure 3: JOIN Table with dangling tuple (highlighted in magenta); extended by provenance (highlighted in orange) and side table (highlighted in gray)

CHASE-inverse occurs considerably more frequently in evolution than in evaluation query inversion, see Table 2 and [1].

4 THE FOUR CLASSES OF SMOS

The most common scheme modifications can be summarized in 15 schema modification operators (SMOs). Some operators have an exact inverse function, but the majority does not. Their inverses are quasi-inverses of the types (tp-)relaxed (\leq_{tp}) or result equivalent (\leftrightarrow). Remedy here is the addition of provenance, which improves this CHASE-inverse type in many cases. For this we distinguish four different classes of SMOS: provenance invariant (Class I), dangling tuples (Class II), duplicates (Class III), and special SMOS (Class IV). We will examine the four classes one by one. For this, we formulate generally valid Lemmas, one for each class. Each class is presented by one representative.

Let be R , V and T three relations over the attributes id , $name$ and $subject$. The concrete schemas are given directly in the respective proof. Let further be r_i tuple ID of i -th tuple, w_j witness basis and p_j provenance polynomial. For a source instance I , $J = \text{CHASE}_{\mathcal{M}^*}(I)$ is called *evaluation result* and $I^* = \text{CHASE}_{\mathcal{M}^*}(J) = \text{CHASE}_{\mathcal{M}^*}(\text{CHASE}_{\mathcal{M}}(I))$ (minimal) sub-database of I .

Class I: Provenance Invariant. Adding provenance does not always change the CHASE-inverse type. This affects about half of the classified evolution operations. Specifically, these include the SMOS COPY Table, CREATE Table, PARTITION Table and RENAME Table as well as ADD Column, COPY Column and RENAME Column. All SMOS of this class have an exact CHASE-inverses.

LEMMA 4.1. *Let $\mathcal{M} = (S_t, S_{t+1}, \Sigma)$ be a schema mapping of Class I. Then the corresponding inverse function $\mathcal{M}^* = (S_{t+1}, S_t, \Sigma^*)$ is always an exact or relaxed CHASE-inverse independent of additional provenance information.*

PROOF. W.l.o.g. we will prove the statement for COPY Table. This SMO can be formalized in two different ways. It can be represented both as one or as a set of two s-t tgds. Here we consider the first case. Let $\mathcal{M} = (S_t, S_{t+1}, \Sigma)$ and $\mathcal{M}^* = (S_{t+1}, S_t, \Sigma^{-1})$ be two schema mapping with

$$\begin{aligned}\Sigma &= \{R(a, b, c) \rightarrow R'(a, b, c) \wedge V(a, b, c)\}, \\ \Sigma^{-1} &= \{R'(a, b, c) \wedge V(a, b, c) \rightarrow R(a, b, c)\}\end{aligned}$$

that formalizes Copy Column and its inverse mapping. W.l.o.g. let R and V each be restricted to three attributes. Let further $I = \{R(x_{i_1}, x_{i_2}, x_{i_3}) \mid i \in \mathbb{N}\}$ be an arbitrarily chosen source instance. Chasing \mathcal{M}^* after chasing \mathcal{M} yields:

$$\begin{aligned}I^* &= \text{CHASE}_{\mathcal{M}^{-1}}(\text{CHASE}_{\mathcal{M}}(I)) \\ &= \text{CHASE}_{\mathcal{M}^{-1}}(\text{CHASE}_{\mathcal{M}}(\{R(x_{i_1}, x_{i_2}, x_{i_3}) \mid i \in \mathbb{N}\})) \\ &= \text{CHASE}_{\mathcal{M}^{-1}}(\{R'(x_{i_1}, x_{i_2}, x_{i_3}), V(x_{i_1}, x_{i_2}, x_{i_3}) \mid i \in \mathbb{N}\})\end{aligned}$$

$$\begin{aligned}&= \{R(x_{i_1}, x_{i_2}, x_{i_3}) \mid i \in \mathbb{N}\} \\ &= I\end{aligned}$$

Thus, we have no loss of information and obtain an exact CHASE-inverse. Since we can already guarantee an exact inverse, adding provenance, i.e. additional witness bases or provenance polynomials over the source IDs, is not necessary here. We do not receive any additional or necessary information from it. \square

In addition to COPY table, COPY Column can also be formalized in two different ways. In both cases an exact CHASE-inverse can be specified. For all other SMOS of Class I only one formalization exists, which guarantees an exact CHASE inverse with and without using additional provenance.

Class II: Dangling Tuples. Depending on the source instance, dangling tuples may occur. In this case an exact CHASE-inverse can not be guaranteed. Also, the addition of witness bases and provenance polynomials may not be sufficient in some cases. However, if we note the lost tuples in so-called *side tables*, we can also specify exact CHASE-inverses. This concerns the SMOS JOIN table and MOVE Column.

LEMMA 4.2. *Let $\mathcal{M} = (S_t, S_{t+1}, \Sigma)$ be a schema mapping of Class II. Then the corresponding inverse function $\mathcal{M}^* = (S_{t+1}, S_t, \Sigma^*)$ is exact if we do not have dangling tuples. However, if such tuples are present, the CHASE-inverse can be defined as result equivalent or relaxed. By using provenance as well as additional side tables, we can specify an exact CHASE inverse, too.*

We will take a closer look at JOIN Table. For this, let be $\mathcal{M} = (S_t, S_{t+1}, \Sigma)$ and $\mathcal{M}^* = (S_{t+1}, S_t, \Sigma^{-1})$ two schema mappings with

$$\begin{aligned}\Sigma &= \{R(a, b) \wedge V(c, d) \wedge b = d \rightarrow T(a, b, c)\}, \\ \Sigma^{-1} &= \{T(a, b, c) \rightarrow R(a, b) \wedge V(c, d) \wedge b = d\}.\end{aligned}$$

Let further be $R(id, name)$, $V(name, subject)$ and $T(id, name, subject)$ three relations with an arbitrarily chosen source instance. Chasing \mathcal{M} after chasing \mathcal{M}^* returns

$$\begin{aligned}I^* &= \text{CHASE}_{\mathcal{M}^*}(\text{CHASE}_{\mathcal{M}}(I)) \\ &= \text{CHASE}_{\mathcal{M}^*}(\text{CHASE}_{\mathcal{M}}(\{R(1, Alice), R(2, Bob), \\ &\quad V(Alice, Math), V(Alice, IT)\})) \\ &= \text{CHASE}_{\mathcal{M}^*}(\{T(1, Alice, Math), T(1, Alice, IT)\}) \\ &= \{R(1, Alice), V(Alice, Math), V(Alice, IT)\} \\ &\leq I\end{aligned}$$

Like shown in Figure 3, dangling tuple (highlighted in magenta) can be problematic here. Lost tuples like (2, Bob) can not be reconstructed in the (minimal) sub-database I^* . In this case, we merely reconstruct a subset of the source instance I and record a result-equivalent CHASE-inverse. However, if there are no dangling tuples, an exact CHASE-inverse can be guaranteed.

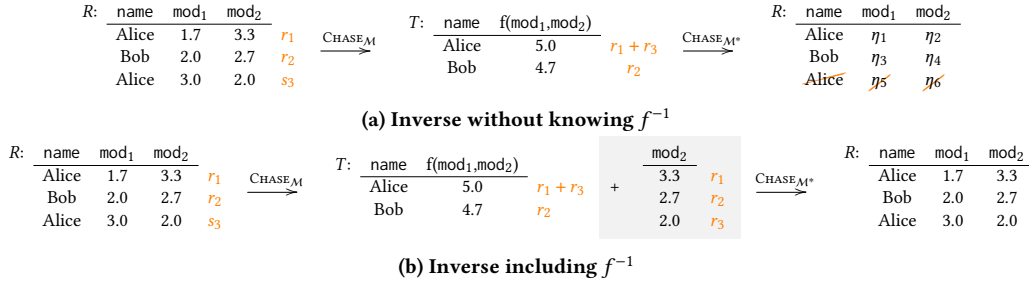


Figure 4: MERGE Column using different CHASE-inverses \mathcal{M}^* ; extended by provenance (highlighted in orange) and side table (highlighted in gray)

Adding witness basis or provenance polynomials (highlighted in orange) does not change the CHASE-inverse type. These do not provide any additional information for us. However, if we additionally store the dangling tuple r_2 in an external side table (highlighted in gray), it can be added back to the reconstructed instance I^* . Summarized we can guarantee an exact CHASE-inverse, because:

$$\begin{aligned} I^* &= \{R(1, \text{Alice}), S(\text{Alice}, \text{Math}), V(\text{Alice}, \text{IT})\} \cup \{R(2, \text{Bob})\} \\ &= I. \end{aligned}$$

MOVE Column may contain duplicates in addition to dangling tuple. The corresponding SMO can be formulated in two different ways. It is the only SMO in our study that does not have a CHASE-inverse in every case.

Class III: Duplicates. The presence of duplicates typically permits only the specification of a relaxed CHASE-inverse. SMOs belonging to this class are DROP Column, MERGE Column, SPLIT Column and DECOMPOSE Table. An improvement of the inverse type is only possible by adding provenance information. In some cases even an exact CHASE-inverse can be guaranteed.

LEMMA 4.3. *Let $\mathcal{M} = (S_t, S_{t+1}, \Sigma)$ be a schema mapping of Class III. Then the corresponding CHASE-inverse $\mathcal{M}^* = (S_{t+1}, S_t, \Sigma^{-1})$ is (tp)-relaxed, depending on the existence of duplicates. By adding provenance information and side tables, the CHASE-inverse type can be defined as tp-relaxed or exact.*

PROOF. Let $\mathcal{M} = (S_t, S_{t+1}, \Sigma)$ and $\mathcal{M}^* = (S_{t+1}, S_t, \Sigma^{-1})$ be two schema mappings with

$$\begin{aligned} \Sigma &= \{R(a, b, c) \rightarrow T(a, f(b, c))\}, \\ \Sigma^{-1} &= \{T(a, g) \rightarrow \exists D, E : R(a, D, E)\} \end{aligned}$$

formalizing MERGE Column and its associated inverse mapping. W.l.o.g. let R be restricted to three and T to two attributes. Let further f be any MERGE function, $I = \{R(x_{i_1}, x_{i_2}, x_{i_3})_{r_i} \mid i \in \mathbb{N} \wedge f(x_{j_2}, x_{j_3}) = f(x_{k_2}, x_{k_3}) \wedge r_i \text{ is tuple identifier}\}$ an instance with tuple identifier r_i and duplicate in t_j and t_k . Let w_j be witness basis of duplicate r_j with $w_j = w_k = \{\{r_j\}, \{r_k\}\}$. So, w_j contains two sets of tuple identifiers, so-called *witnesses*. A witness, here $\{r_j\}$ and $\{r_k\}$, holds all tuple IDs needed for reconstructing one tuple. Two witnesses represent a duplicate. Chasing \mathcal{M}^* after chasing \mathcal{M}

then returns

$$\begin{aligned} I^* &= \text{CHASE}_{\mathcal{M}^*}(\text{CHASE}_{\mathcal{M}}(I)) \\ &= \text{CHASE}_{\mathcal{M}^*}(\{T(x_{i_1}, f(x_{i_2}, x_{i_3}))_{w_i} \mid i \in \mathbb{N} \\ &\quad \wedge f(x_{j_2}, x_{j_3}) = f(x_{k_2}, x_{k_3})\} \\ &\quad \wedge w_i \text{ witness basis with } w_j = w_k = \{\{r_j\}, \{r_k\}\}) \\ &= \{R(x_{i_1}, \eta_{i_2}, \eta_{i_3}) \mid i \in \mathbb{N} \wedge \eta_{j_2} = \eta_{k_2}, \eta_{j_3} = \eta_{k_3}\} \\ &\leq_{(\text{tp})} I. \end{aligned}$$

Due to the existence quantifiers, the inverse s-t gd always generates two new null values η_{i_2} and η_{i_3} . Thus, the attribute values processed in f can not be recovered. Due to the duplicate $t_j = t_k$, the reconstructed instance I^* contains less tuples than the original instance I . The inverse \mathcal{M}^* is thus relaxed without and tp-relaxed with existing duplicates. Adding provenance guarantees an tp-relaxed CHASE-inverse. In this case, $\eta_{j_2} \neq \eta_{j_3}$ as well as $\eta_{k_2} \neq \eta_{k_3}$ holds.

Let alternatively be $\mathcal{M}^* = (S_{t+1}, S_t, \Sigma^{-1})$ inverse mapping with

$$\Sigma^{-1} = \{T(a, b) \rightarrow R(a, f^{-1}(a, f^{-1}(g, c), c))\}.$$

This formalization can only be used in combination with provenance, since polynomials, side tables and the knowledge of f^{-1} are necessary here. Then chasing \mathcal{M}^* after chasing \mathcal{M} returns

$$\begin{aligned} I^* &= \text{CHASE}_{\mathcal{M}^*}(\text{CHASE}_{\mathcal{M}}(I)) \\ &= \text{CHASE}_{\mathcal{M}^*}(\{T(x_{i_1}, f(x_{i_2}, x_{i_3}))_{p_i} \mid i \in \mathbb{N} \\ &\quad \wedge f \text{ invertible function} \\ &\quad \wedge p_i \text{ provenance polynomial with } p_j = p_k = r_k + r_k\} \\ &\quad \wedge f(x_{j_2}, x_{j_3}) = f(x_{k_2}, x_{k_3})\} \\ &\quad \cup \{(x_{i_3})_{r_i} \mid i \in \mathbb{N} \wedge r_i \text{ tuple identifier}\}) \\ &= \{R(x_{i_1}, f^{-1}(f(x_{i_2}, x_{i_3}), x_{i_1})|_{x_{i_2}}, f^{-1}(f(x_{i_2}, x_{i_3}), x_{i_1})|_{x_{i_3}}) \mid \\ &\quad i \in \mathbb{N} \wedge f(x_{j_2}, x_{j_3}) = f(x_{k_2}, x_{k_3})\} \\ &= \{R(x_{i_1}, x_{x_2}, x_{i_3}) \mid i \in \mathbb{N}\} \\ &= I. \end{aligned}$$

Let be p_i provenance polynomial and a_{i_j} element of the side table $\{(x_{i_3})_{r_i} \mid i \in \mathbb{N} \wedge r_i \text{ tuple identifier}\}$. Then x_{i_2} can be recalculated from $f^{-1}(g, x_{i_3})$ as follows:

- attribute values g and x_{i_3} are explicitly contained in $J = \text{CHASE}_{\mathcal{M}}(I)$;
- inverse function f^{-1} is given after precondition;
- attribute value x_{i_3} can be read from the side table using p_i .

R :	<table><tr><th>id</th><th>name</th><th>subject</th></tr><tr><td>1</td><td>Alice</td><td>Math</td></tr><tr><td>1</td><td>Alice</td><td>IT</td></tr></table>	id	name	subject	1	Alice	Math	1	Alice	IT	V :	<table><tr><th>id</th><th>name</th><th>subject</th></tr><tr><td>2</td><td>Bob</td><td>IT</td></tr><tr><td>1</td><td>Alice</td><td>IT</td></tr></table>	id	name	subject	2	Bob	IT	1	Alice	IT	$\xrightarrow{\text{CHASE}_M}$	T :	<table><tr><th>id</th><th>name</th><th>subject</th></tr><tr><td>1</td><td>Alice</td><td>Math</td></tr><tr><td>2</td><td>Bob</td><td>IT</td></tr><tr><td>1</td><td>Alice</td><td>IT</td></tr></table>	id	name	subject	1	Alice	Math	2	Bob	IT	1	Alice	IT	$\xrightarrow{\text{CHASE}_{M^*}}$	R :	<table><tr><th>id</th><th>name</th><th>subject</th></tr><tr><td>1</td><td>Alice</td><td>Math</td></tr><tr><td>2</td><td>Bob</td><td>IT</td></tr><tr><td>1</td><td>Alice</td><td>IT</td></tr></table>	id	name	subject	1	Alice	Math	2	Bob	IT	1	Alice	IT	V :	<table><tr><th>id</th><th>name</th><th>subject</th></tr><tr><td>1</td><td>Alice</td><td>Math</td></tr><tr><td>2</td><td>Bob</td><td>IT</td></tr><tr><td>1</td><td>Alice</td><td>IT</td></tr></table>	id	name	subject	1	Alice	Math	2	Bob	IT	1	Alice	IT
id	name	subject																																																															
1	Alice	Math																																																															
1	Alice	IT																																																															
id	name	subject																																																															
2	Bob	IT																																																															
1	Alice	IT																																																															
id	name	subject																																																															
1	Alice	Math																																																															
2	Bob	IT																																																															
1	Alice	IT																																																															
id	name	subject																																																															
1	Alice	Math																																																															
2	Bob	IT																																																															
1	Alice	IT																																																															
id	name	subject																																																															
1	Alice	Math																																																															
2	Bob	IT																																																															
1	Alice	IT																																																															

Figure 5: MERGE Table extended by provenance (highlighted in orange)

Also duplicates can be reconstructed using this additional information. Overall an exact CHASE-inverse can be guaranteed. \square

Figure 4 shows the situation above in a concrete example. Let be R a student-table where the points of the two passed modules should be summarized. The inverse without knowing f^{-1} yields a relaxed CHASE-inverse (see Figure 4a). However, the duplicate (Alice, 5.0) in T can be reconstructed using additional provenance information, here a provenance polynomial (highlighted in orange). Adding a sustainable side even allows the definition of a exact CHASE-inverse if f^{-1} is known (see Figure 4b). Proving the other SMOs of Class III is quite similar.

Class IV: Special SMOs. Almost all SMOs can be assigned to Classes 1 to 3. Only MERGE Table and DROP Table remain. These contain neither dangling tuple (see Class II) nor duplicates (see Class III). In contrast to Class I, however, adding provenance improves the inverse type in both cases.

LEMMA 4.4. *The SMO MERGE Table has a result equivalent CHASE-inverse. Adding provenance information, the CHASE-inverse type can be defined as exact.*

The unification of two tables R and V can be formalized as schema mapping M with inverse mapping $M^* = (S_{t+1}, S_t, \Sigma^{-1})$,

$$\begin{aligned}\Sigma &= \{R(a, b, c) \rightarrow T(a, b, c), V(a, b, c) \rightarrow T(a, b, c)\}, \\ \Sigma^{-1} &= \{T(a, b, c) \rightarrow R(a, b, c), T(a, b, c) \rightarrow V(a, b, c)\}.\end{aligned}$$

Let further be R, S and T three relations with an arbitrarily chosen source instance I . Chasing M^* after chasing M then yields

$$I^* = \text{CHASE}_{M^*}(\text{CHASE}_M(I)) = \text{CHASE}_{M^*}(J) \neq I,$$

whereby I^* may contain more tuples than I , since M^* preserves all existing tuples like (2, Bob, IT) and (1, Alice, IT) in Figure 5, which are not originally contained in R and T , respectively.

However, the redundant tuples in I^* can be identified and deleted by using **how**-provenance (highlighted orange in Figure 5). Knowing the tuples used for calculating J , allows us to reassign the tuples to their source relations. We can thus reconstruct the source instance error-free and guarantee an exact CHASE-inverse. It is not significant how exactly the result is produced. It is sufficient to know which tuple ids are involved in the generation of (2, Bob, IT) or (1, Alice, IT). A generalized witness basis or witness list is sufficient, too.

LEMMA 4.5. *The SMO DROP Table has a relaxed CHASE-inverse. Adding provenance information the CHASE-inverse type can be defined as tp-relaxed.*

CONCLUSION

Especially for long-term data-driven studies, changing databases lead at some point to a large number of schemas. However, in the sense of reproducibility of research data each database version must

be reconstructable with little effort. Nevertheless, in many cases, such an evolution can not be fully reconstructed.

This article classified the 15 most frequently used schema modification operators and defined the associated inverses for each operation. For avoiding an information loss, it furthermore defined which additional provenance information have to be stored. All in all, we define four classes dealing with dangling tuples, duplicates and provenance-invariant operators.

By using and extending the theory of schema mappings and their inverses for queries, we are able to combine data analysis applications with provenance under evolving database structures, thus enabling the reproducibility of scientific results over longer periods of time.

REFERENCES

- [1] T. Auge and A. Heuer: The Theory behind Minimizing Research Data: Result equivalent CHASE-inverse Mappings. *LWDA*, CEUR Workshop Proceedings, vol. 2191, CEUR-WS.org, pp.1–12, 2018.
- [2] T. Auge, E. Manthey, S. Jürgensmann, S. Feistel and A. Heuer: Schema Evolution and Reproducibility of Long-term Hydrographic Data Sets at the IOW. *LWDA*, CEUR Workshop Proceedings, vol. 2738, CEUR-WS.org, pp.258–269, 2020.
- [3] N. Bidoit, M. Herschel and K. Tzompanaki: Query-Based Why-Not Provenance with NedExplain. *EDBT*, OpenProceedings.org, pp.145–156, 2014.
- [4] P. Buneman, S. Khanna and W. C. Tan: Why and Where: A Characterization of Data Provenance. *ICDT*, Lecture Notes in Computer Science, vol. 1973, Springer, pp.316–330, 2001.
- [5] M. Benedikt, G. Konstantinidis, G. Mecca, B. Motik, P. Papotti, D. Santoro and E. Tsamoura: Benchmarking the CHASE. *PODS*, ACM, pp.37–52, 2017.
- [6] C. Curino, H. J. Moon, L. Tanca and C. Zaniolo: Schema Evolution in Wikipedia – Toward a Web Information System Benchmark. *ICEIS (I)*, pp.323–332, 2008.
- [7] C. Curino, H. J. Moon and C. Zaniolo: Graceful database schema evolution: the PRISM workbench. *Proc. VLDB Endow.*, 1(1), pp.761–772, 2008.
- [8] A. Deutsch, L. Popa and V. Tannen: Physical Data Independence, Constraints, and Optimization with Universal Plans. *VLDB*, Morgan Kaufmann, pp.459–470, 1999.
- [9] R. Fagin, P. G. Kolaitis, L. Popa and W. C. Tan: Quasi-inverses of schema mappings. *ACM Trans. Database Syst.*, 33(2), pp.11:1–11:52, 2008.
- [10] R. Fagin, P. G. Kolaitis, L. Popa and W. C. Tan: Schema Mapping Evolution Through Composition and Inversion. *Schema Matching and Mapping*, Data-Centric Systems and Applications, Springer, pp.191–222, 2011.
- [11] B. Glavic, G. Alonso, R. J. Miller and L. M. Haas: TRAMP: Understanding the Behavior of Schema Mappings through Provenance. *Proc. VLDB Endow.*, 3(1), pp.1314–1325, 2010.
- [12] T. J. Green, G. Karvounarakis and V. Tannen: Provenance semirings. *PODS*, ACM, pp.31–40, 2007.
- [13] S. Greco, C. Molinaro and F. Spezzano: Incomplete Data and Data Dependencies in Relational Databases. *Synthesis Lectures on Data Management*, Morgan & Claypool Publishers, 2012.
- [14] T. J. Green and V. Tannen: The Semiring Framework for Database Provenance. *PODS*, ACM, pp.93–99, 2017.
- [15] S. Gao and C. Zaniolo: Provenance Management in Databases Under Schema Evolution. *TaPP*, USENIX Association, 2012.
- [16] M. Herschel, R. Diestelkämper, and H. Ben Lahmar: A survey on provenance: What for? What form? What from? *VLDB J.*, 26(6), pp.881–906, 2017.
- [17] A. Motro: Using Integrity Constraints to Provide Intensional Answers to Relational Queries. *VLDB*, Morgan Kaufmann, pp.237–246, 1989.
- [18] B. Pérez, J. Rubio, and C. Sáenz-Adán: A systematic review of provenance systems. *Knowl. Inf. Syst.*, 3(57), pp.495–543, 2018.
- [19] D. Qiu, B. Li and Z. Su: An empirical analysis of the co-evolution of schema and code in database applications. *ESEC/SIGSOFT FSE*, ACM, pp.125–135, 2013.
- [20] P. Senellart: Provenance and Probabilities in Relational Databases. *SIGMOD Rec.*, 46(4), pp.5–15, 2017.
- [21] S. Wu and I. Neamtii: Schema evolution analysis for embedded databases. *ICDE Workshops*, IEEE Computer Society, pp.151–156, 2011.