

Improving Visual-textual Sentiment Analysis by Fusing Expert Features

Junyu Chen, Jie An, Hanjia Lyu, Jiebo Luo

University of Rochester

{jchen175, hlyu5}@ur.rochester.edu, {jan6, jluo}@cs.rochester.edu

Abstract

Visual-textual sentiment analysis aims to predict sentiment with the input of a pair of image and text. The main challenge of visual-textual sentiment analysis is how to learn effective visual features for sentiment prediction since input images are often very diverse. To address this challenge, we propose a new method that improves visual-textual sentiment analysis by introducing powerful expert visual features. The proposed method consists of four parts: (1) a visual-textual branch to learn features directly from data for sentiment analysis, (2) a visual expert branch with a set of pre-trained “expert” encoders to extract effective visual features, (3) a CLIP branch to implicitly model visual-textual correspondence, and (4) a multimodal feature fusion network based on either BERT or MLP to fuse multimodal features and make sentiment prediction. Extensive experiments on three datasets show that our method produces better visual-textual sentiment analysis performance than existing methods.

Introduction

Visual-textual sentiment analysis (You et al. 2015) is an interesting task at the intersection of computer vision and natural language processing. Given a pair of image and text as the input, the visual-textual sentiment analysis task aims at recognizing the polarized sentiments (i.e., positive, negative, and neutral) or fine-grained emotions (e.g., happy, angry, calm, etc.) from the input. A typical application of visual-textual sentiment analysis is to predict the polarized sentiment of the user posts in social networks, where users post texts and images to jointly express their feelings.

The key to visual-textual sentiment analysis is effective visual/textual features, from which the sentiment can be inferred by fusing the visual and textual information. Most existing works (You et al. 2016a; Zhu et al. 2019) follow the framework of training two encoders to extract visual and textual information, respectively, where the visual encoder is usually based on CNN and text encoder is based on either RNN or Transformer. Next, a feature fusion module is used to infer the sentiment from extracted visual and textual features. Although significant advances have been made by this framework, a main challenge still exists in visual-textual sentiment analysis – it is difficult to extract effective visual features and recognize the *abstract* sentiment (unlike objects or scenes) of images. The reason behind this is that sentiment is a comparatively higher level information, which is

more difficult to learn with a network. On the other hand, images in visual-textual sentiment datasets come from multiple different domains, which are highly diverse. For example, as shown in Figure 1, some input images are screenshots of texts. Therefore, a powerful visual feature extractor that can handle the heterogeneity of various domains of images is desired for visual-textual sentiment analysis.

In this paper, we focus on the visual-textual sentiment analysis task and aim to improve the performance of existing methods with a more powerful visual feature extractor. The proposed algorithm (Figure 2) consists of four parts. First, a visual-textual branch based on the Swin Transformer (Liu et al. 2021) and RoBERTa (Liu et al. 2019) is used to learn visual and textual features for sentiment prediction, which captures the important information for sentiment prediction directly from the dataset. Second, a visual expert branch with a set of pre-trained “expert” visual encoders is used to equip the proposed method with a more powerful visual feature extractor. It is hard to extract effective visual features only based on the learnable image encoder. Therefore, we adopt a few pre-trained visual features to extract more diverse visual features, including face (Zhang et al. 2016), object (Jocher et al. 2022), scene (Zhou et al. 2017), and OCR, which are intuitively useful for sentiment analysis (Yuan et al. 2013; Xu and Mao 2017; Cheema et al. 2021) but hard to learn directly from the dataset. It is worth noting that our experiments demonstrate that the above-mentioned visual features can indeed improve the accuracy of the visual-textual analysis. Third, a CLIP branch to implicitly model the visual-textual correspondence, which previous methods usually learn via the attention mechanism (Xu et al. 2020; Huang et al. 2020; Yang et al. 2021; Hu and Yamamura 2022). Since CLIP is trained with a large number of image-text pairs, on the one hand, it improves the generalization ability of the proposed method to handle *unseen or weakly* sentiment images. On the other hand, because CLIP is trained to minimize the cosine distance between paired images and textual captions, image-text correspondence can be implicitly induced with the extracted visual and textual features from the CLIP encoder. Finally, a multimodal feature fusion network based on either BERT (Devlin et al. 2018) or MLP is used to fuse multi-domain multimodal features and make sentiment prediction. Our experiment results show that BERT and MLP perform

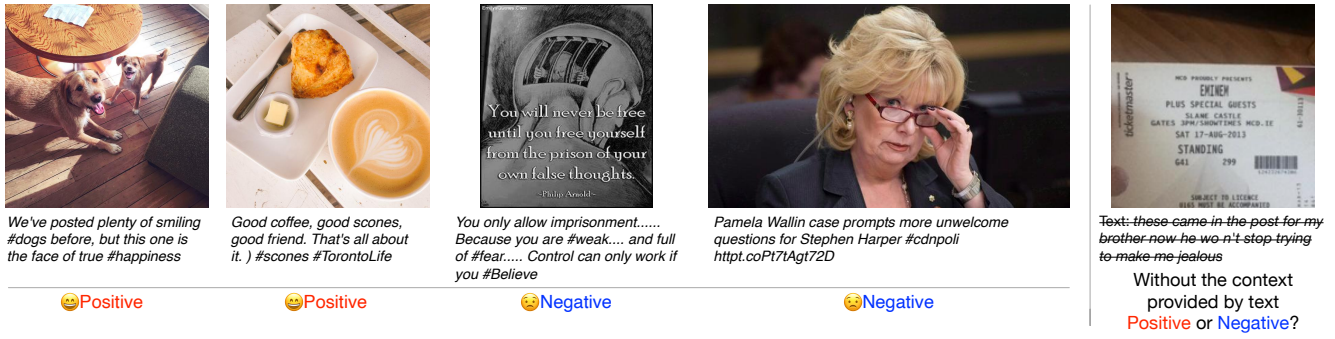


Figure 1: Examples from a visual-textual sentiment dataset, where image and text jointly deliver the sentiment and it is challenging to predict the sentiment only from the image in some cases.

well in different datasets and experimental settings.

Our contributions are three folds:

- We use the pre-trained CLIP model to extract aligned visual and textual features, which improves the performance of sentiment prediction by allowing the proposed method to implicitly model the visual-textual correspondence.
- We adopt a set of “expert” visual encoders which are pre-trained for different visual tasks. These expert features provide a strong visual prior and enable the proposed method to capture complicated and subtle visual information for sentiment analysis.
- Our whole framework, which consists of the CLIP, visual-expert, and trained visual-textual branches, achieves better results than the state-of-the-art methods on most existing datasets.

Related Work

Textual Sentiment Analysis. Textual sentiment analysis is a well-established task that aims to extract the sentiment embedded in the text. Traditional methods mainly focus on hand-crafted and lexicon-based features. Two widely used tools are SentiWordNet (Esuli and Sebastiani 2006) and VADER (Hutto and Gilbert 2014): the former assigns scores to individual words to predict the sentiment, and the latter further takes into account heuristic rules including capitalization, punctuation and degree modifiers for a given sentence. Since they are easily interpretable and computationally efficient, they are widely adopted as a sentiment classifier for downstream tasks such as consumer reviews (Hamouda and Rohaim 2011) and Twitter viewpoint analysis (Bose et al. 2021; Lyu et al. 2022). Recently, with the successes of machine learning techniques, convolutional and sequential models like CNN and LSTM have been widely adopted. Wang et al. (2016) used a CNN to extract the affective information in local regions and incorporated it into an LSTM, which considers both local information and the long-distance dependency of sentences. More recently, BERT-based models (Devlin et al. 2018) are dominating various NLP tasks. Some studies further investigate the effectiveness of aligning the genre of text between pre-training and testing. BERTweet (Nguyen, Vu, and Nguyen 2020), for

example, has set a new benchmark for many semantic evaluation tasks of tweets (Barbieri et al. 2020), and shows a good generalization ability to other social media text (Guo et al. 2020).

Image Sentiment Analysis. Image sentiment analysis intends to explore the sentiment evoked or expressed by images, which has become popular since people start to share images on social media platforms. Traditional methods are based on low- to mid-level feature extraction. Siersdorfer et al. (2010) used color histogram and SIFT bag-of-visual-term as visual features, along with sentiment scores extract from textual metadata of images like title and description. Borth et al. (2013) proposed to analyze visual sentiment by detecting visual concepts in 1,200 adjective-noun pairs which are considered sentiment-related. The classifier was based on image features including color histogram, local binary pattern, and GIST descriptor. With the development of deep learning, many later works are based on CNN to take advantage of the expressiveness of pre-trained models. Xu et al. (2014) proposed to adopt the CNN that is pre-trained on ImageNet for sentiment analysis tasks. You et al. (2015) designed a progressive fine-tuning procedure and explored the performance boost under the transfer learning setting for polarized sentiment classification on Flickr and Twitter images. Song et al. (2018) and You, Jin, and Luo (2017) both adopted attention modules with CNN, which force the model to focus on salient regions that mostly reveal the sentiment. Compared with textual data, one major challenge for image sentiment analysis lies in a higher level of abstraction and subjectivity. Some work tried to address this issue by explicitly adding additional modules for detecting extra features. Yuan et al. (2013) employed scene-based attributes to define mid-level features, and added a facial expression recognition step, which helped the sentiment prediction task when applied to images with faces. Ortis et al. (2018) proposed to use a pre-trained image caption module to extract objective image description, which improved the classifier performance.

Visual-textual Sentiment Analysis. Visual-textual sentiment analysis has become popular nowadays, where a more comprehensive sentiment prediction can be achieved by considering various aspects. The main idea is to effectively combine the information from two modalities that could affect

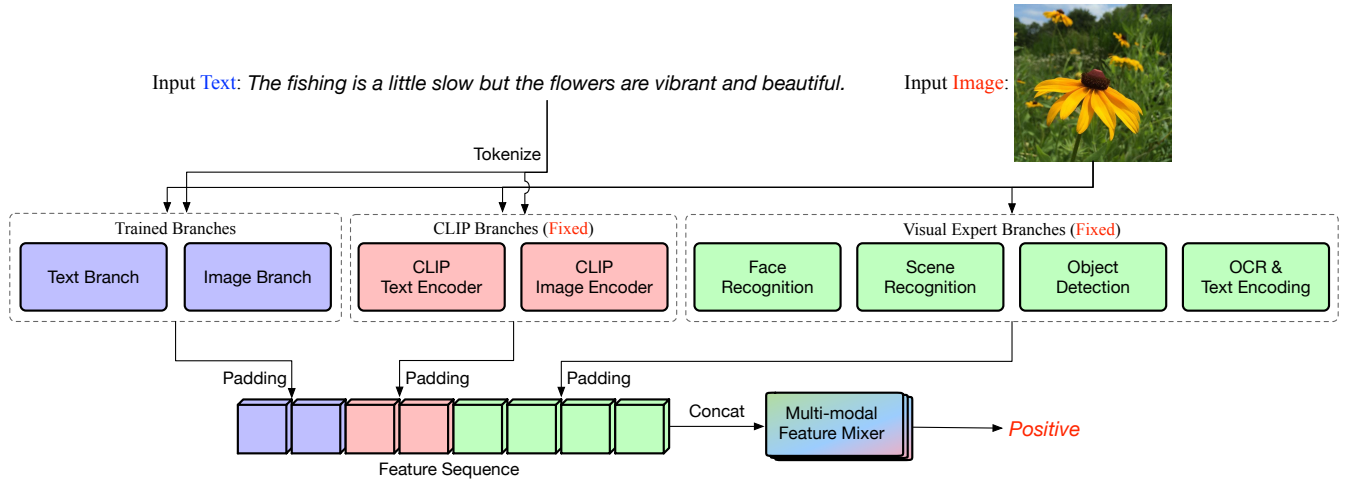


Figure 2: Framework of the proposed method. Our method consists of four parts: (1) a visual-textual branch based on Swin Transformer and RoBERTa to learn visual and textual features for sentiment prediction, (2) a visual expert branch to equip the method with a strong visual prior, (3) a CLIP branch to implicitly model the visual-textual correspondence with aligned embeddings, and (4) a multimodal feature fusion module to integrate all information and make the sentiment prediction.

the sentiment. To this end, different fusing methods have been explored. You et al. (2016b) proposed a cross-modality consistent regression model to force the representation extracted from text and image to be consistent. Xu et al. (2020) introduced a dual attention module to capture the correlations between image and text. Du et al. (2022) proposed a gated attention mechanism to encourage the model to focus on the text that is more representative of sentiment, based on visual information. Recently, some studies have explored the benefits of pretext tasks. Ling, Xia et al. (2022) adopted multiple pre-training tasks including masked language/region modeling and textual/visual opinion generation, to facilitate the extraction of fine-grained aspect-based sentiment and the alignment across modalities. Li et al. (2022) utilized sentiment-label-based and data-augmentation-based contrastive learning to help the model capture the sentiment-related features in multimodal data. Concerned with the noisy nature of user-generated content on social media, researchers normalize and pre-process informal text data into a more informative version, while less attention has been paid to the visual modality. Most existing datasets in this field are collected from social media (Niu et al. 2016; Yang et al. 2020; You et al. 2016b). Compare with other image classification tasks like the ImageNet challenge (Deng et al. 2009), images from social media could belong to arbitrary and diverse domains. Instead of using a single encoder for the image to extract a task-specific sentiment-related feature, Xu and Mao (2017) and Yang et al. (2020) explicitly identified object and scene as semantic features of images, which help to alleviate this issue by considering more aspects.

Method

To address the challenge of extracting effective visual features for visual-textual sentiment analysis, we propose a new

method that takes advantage of the power of pre-trained expert visual encoders and large visual-language pre-trained models for sentiment analysis. As Figure 2 shows, our framework consists of four main parts: (1) a trainable visual-textual branch for extracting multimodal features directly from the training dataset for sentiment analysis, (2) a visual expert branch for input images, which includes a few effective and diverse visual feature extractors to handle noisy and open-domain images, (3) a CLIP branch for both image and text input that implicitly model the cross-modal correspondence via semantic-level features, and (4) a multimodal feature fusion network to integrate all information and make the sentiment prediction. In this section, we will introduce the architecture of each branch and the pre-training procedure.

Visual-Textual Branch

The visual-textual branch aims at extracting sentiment-related features directly from the dataset, which comprises two encoders for the input text and image, respectively.

Text Encoder. We adopt the BERTweet-large (Nguyen, Vu, and Nguyen 2020) model as the text encoder, which is pre-trained on 850M English Tweets corpus inspired by the state-of-the-art RoBERTa (Liu et al. 2019) model for various NLP tasks. BERTweet is a variant of the powerful BERT (Devlin et al. 2018) architecture. BERTweet achieves the best performance on the TweetEval benchmark (Barbieri et al. 2020), which aims at predicting the class label of tweet posts. Because text sentiment analysis is also a text classification task, we use BERTweet to take advantage of its good performance in extracting sentiment-related features. To adapt the BERTweet model for sentiment analysis, we first train the BERTweet model with only the text in the visual-textual sentiment datasets. Then, we remove the classification head of the BERTweet model and use the *tanh* activation before the classification head as the text feature.

Image Branch. We use Swin Transformer (Liu et al. 2021) as the image encoder. Swin Transformer is a powerful architecture that combines the benefit of both CNN and attention-based transformers. In many vision tasks including image classification, object detection, and semantic segmentation, Swin Transformer has better performance due to its better scalability and less inductive bias (Khan et al. 2021). To balance the analysis performance and the computation burden, we use the Swin-base architecture. We first load the pre-train parameters of the Swin-base on ImageNet-21k at a resolution of 384x384, which can enhance its ability to handle noisy open-domain images in visual-textual sentiment datasets. Next, similar to the text encoder, we train the Swin-base model with only the images in datasets and use the feature of the last layer before the classification head as the image feature for sentiment analysis.

Visual Expert Branch

Visual information is important to sentiment analysis. Most existing methods train a CNN to extract visual features from the input image. For data such as a Twitter post with images, the input image might belong to arbitrary categories, such as portrait, animal, scene, and even poster or screenshot of cell-phones. It is challenging to train a single network to extract effective features given such a diverse input. To this end, we adopt several pre-trained neural networks to extract face, scene, object, and optical character recognition (OCR) features in images. The pre-trained networks can provide direct and diverse visual features, which provide visual information from various perspectives by concentrating on different aspects of images. Details are as follows.

Face Features. Human faces in images are an important source of information for accurate sentiment recognition since facial expression is one of the most straightforward ways for a human to express emotions. For visual-textual sentiment analysis, as shown in Table 1, portrait and selfie photos with faces occupy more than 40% of images in datasets. Therefore, it is necessary to extract face features and make sentiment analyses based on them. To extract effective face features, we first use the MTCNN face detector (Zhang et al. 2016) to filter out images without faces. Then we adopt the Facenet (Schroff, Kalenichenko, and Philbin 2015) pre-trained on VGGFace2 (Cao et al. 2018) as the face feature extractor, where the last layer features of the largest face in images are used as the face features.

Scene and Object Features. Scenes and objects have been proven by existing methods (Borth et al. 2013; Yang et al. 2021) that are important visual concepts for sentiment analysis. For example, a photo of a delicious meal in a fancy restaurant certainly reveals a sense of enjoyment, while a bold tree standing alone in the graveyard possibly shows the feeling of depression and dreariness. Based on these observations and following Yang et al. (2021), we equip the proposed method with a scene and object feature extractor to give the knowledge of which scenes an image could belong to, and which objects appear in an image. More specifically, we use YOLOv5x6 (Jocher et al. 2022) pre-trained for object detection on the COCO dataset (Lin et al. 2014) as the object feature extractor. The output of the last layer,

i.e., the predicted logits for each category are summed up into a vector, which represents the number and type of objects contained in an image and is used as the object feature. Scene features are extracted by a DenseNet161 (Huang et al. 2017) pre-trained on the Place365 (Zhou et al. 2017) dataset for scene recognition, where the pre-trained model has the ability to recognize 365 common scenes such as “airfield”, “campus”, and “highway”, etc. We directly use the output logit of each image as the scene feature.

OCR Features. Images containing text are very popular in user posts on social media platforms like Twitter, which account for a large portion of the visual-textual sentiment datasets. For example, images of Internet memes, social event posters, and screenshots of text messages all have texts within images, where the text and image itself jointly express the emotion that the user wants to deliver. However, such important text information within images usually cannot be implicitly learned by a visual encoder for sentiment analysis. In fact, *most image sentiment analysis methods do not handle such images* despite their popularity. To improve the sentiment analysis performance on images with texts, we employ an OCR encoder to explicitly extract text within images and then use the feature of the extracted image text for sentiment analysis. More specifically, we use the pre-trained MPNet (Song et al. 2020) as the OCR encoder. To obtain OCR features, we first extract the English words in images with Google’s Tesseract-OCR Engine.¹ Next, we concatenate the extracted words into a sequence and feed it into the MPNet, where the output sentence feature of MPNet is used as the OCR feature. To reduce the influence of meaningless words in images, we only extract OCR features for images with 5 or more extracted words.

CLIP Branch

CLIP (Radford et al. 2021) is a powerful visual-language pre-trained model, which consists of an image encoder and a text encoder pre-trained on a huge dataset of 400 million image-text pairs to learn the correspondence of image and text inputs. Because CLIP is trained with contrastive loss to minimize the cosine similarity between the paired text and image, its encoders can capture the high-level correlation between image and text, which cannot be learned by other feature extractors based on a single modality. In addition, since CLIP is pre-trained with a huge dataset, it has a better generalization ability to handle noisy inputs for sentiment analysis. In our CLIP branch, we use the image and text encoder of CLIP to extract visual and textual features, respectively, where the image encoder is a 24-layer 16-head vision transformer while the text encoder is a 12-layer 12-head transformer.

Multimodal Feature Fusion

Given the extracted visual and text features, we introduce a multimodal feature fusion module that makes sentiment predictions by fusing all visual and textual information. Regarding the architecture of the feature fusion module, we either use a three-layer BERT model or a lightweight three-layer

¹<https://github.com/madmaze/pytesseract>

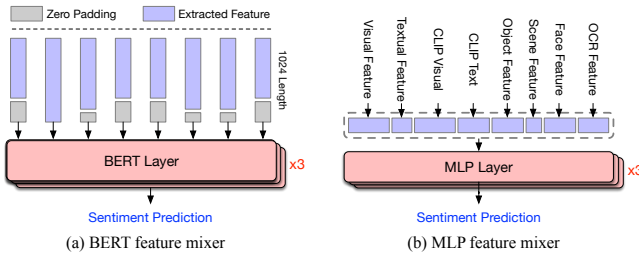


Figure 3: Multimodal feature fusion modules. (a) When BERT is used, we first pad all features to the same size and feed them into BERT to perform sentiment prediction. (b) If MLP is used, we connect all features to a single vector and make the prediction via the MLP.

MLP. When the BERT model is used, as Figure 3 shows, we first zero pad all the extracted features to the same size, which is 1024 in our experiments. Next, all features are put together to form a sequence. Finally, the sequential features are fed into the BERT model, which fuses the information from the visual-textual, visual expert, and CLIP branches to make the final sentiment prediction. For the MLP, the visual-textual features are directly concatenated into a one-dimensional feature vector and then fed into the MLP to obtain the sentiment prediction.

Experiments

To demonstrate the performance of the proposed method, we conduct experiments on three publicly available datasets. In this section, we first introduce the datasets and our pre-processing approach. Then we show the compared baselines. Finally, we show the experiment results and our key findings.

Datasets and Preprocessing

We conduct experiments on three publicly available visual-textual datasets.

MVSA-Single and MVSA-Multiple. The MVSA dataset (Niu et al. 2016) was collected from Twitter posts with both text and image. MVSA-Single contains 4,869 image-text pairs and each image-text pair contains a human-annotated sentiment label, i.e., positive, negative, or neutral. The MVSA-Multiple dataset contains 19,600 image-text pairs, and each sample is labeled by three annotators. Following the preprocessing procedure of Xu and Mao (2017), we collect 4,511 and 17,025 image-text pairs from MVSA-Single and MVSA-Multiple, respectively.

TumEmo. TumEmo (Yang et al. 2020) is a large visual-textual emotion dataset consists of 195,265 image-text pairs collected from Tumblr. The ground truth emotional annotation of each pair is labeled by a set of rules pre-defined on text, where an image-text pair is categorized into one of seven emotional classes (i.e., angry, bored, calm, fearful, happy, loving, and sad) if the text contains certain keywords related to that emotion class. All hashtags that could reveal the ground truth label are removed.

Dataset	Sentiment	Samples	Face	Object	OCR
MVSA-Single	Positive	2,683	55.65	86.92	14.39
	Neutral	470	22.98	73.40	18.30
	Negative	1,358	46.32	82.11	17.89
	All	4,511	49.43	84.06	15.85
MVSA-Multiple	Positive	11,318	50.14	84.94	20.81
	Neutral	4,408	45.30	79.81	31.22
	Negative	1,299	47.04	79.37	28.41
	All	17,025	48.65	83.19	24.08
TumEmo	Angry	14,554	44.32	73.01	21.82
	Bored	32,283	51.86	83.79	12.32
	Calm	18,109	18.56	60.82	18.82
	Fearful	20,264	24.37	59.64	42.42
	Happy	50,267	49.12	80.57	19.81
	Loving	34,511	42.31	74.71	26.42
	Sad	25,277	35.18	67.10	40.54
	All	195,265	40.81	73.76	24.83

Table 1: Dataset summaries. We show the number of samples belonging to each sentiment/emotion category and the ratio (%) of samples that have faces, objects, or image text in three datasets. Note that *the percentage of image text is quite high across all three datasets.*

For the pre-processing of the text data, we follow BERTweet’s normalization procedure, where emojis, user names, and URLs are replaced with special placeholders. Besides, all the usages of punctuations and abbreviations are made consistent among sentences. Table 1 shows the detailed statistics of the datasets after pre-processing.

Since all three visual-textual sentiment datasets do not provide the official train-test lists, most existing methods split the train and test set randomly. For a fair comparison, we follow the same split of Li et al. (2022)² for the two MVSA datasets, and follow Yang et al. (2021)³ for the TumEmo dataset, where only a subset of TumEmo is used. To better evaluate the effectiveness of our framework, we additionally conduct a 10-fold cross-validation for the two MVSA datasets and train the model with the entire TumEmo dataset in our ablation study.

Model Training

In model training, the CLIP and visual expert branches are fixed. Our training procedure consists of two steps. **Single-Modal Training.** We first train the visual-textual branch with either texts or images in visual-textual sentiment datasets to let the visual and textual encoders learn enough knowledge for sentiment analysis from single-modal data. For the visual encoder, we train the Swin Transformer with only images in datasets for 20 epochs with a learning rate $1e-4$ and batch size 32. For the textual encoder, BERTweet is trained using only texts for 20 epochs with a learning rate of $5e-5$ and batch size of 64. **Multi-Modal Training.** We then train the whole model with both images and texts in datasets. We first initialize the visual-textual branch (i.e., Swin Transformer and BERTweet) with the best parameter

²<https://github.com/Link-Li/CLMLF/tree/main/dataset/data>

³<https://github.com/YangXiaocui1215/MGNNS/tree/master/data>

Method	MVSA-Single		MVSA-Multiple		TumEmo	
	Acc↑	F1↑	Acc↑	F1↑	Acc↑	F1↑
MultiSentiNet (Xu and Mao 2017)	0.6819*	0.6771*	0.6815*	0.6639*	0.6418	0.5962
Co-Mem (Xu, Mao, and Chen 2018)	0.7051*	0.7001*	0.6992*	0.6983*	0.6426	0.5909
MVAN (Yang et al. 2020)	0.7298*	0.7139*	0.7183*	0.7038*	0.6553	0.6543
MGNNS (Yang et al. 2021)	0.7377*	0.7270*	0.7249*	0.6934*	0.6672	0.6669
CLMLF (Li et al. 2022)	0.7533	0.7346	0.7200	0.6983	-	-
Ours (MLP)	<u>0.7589</u>	<u>0.7349</u>	0.7112	0.6889	0.7774	0.7777
Ours (BERT)	0.7611	0.7369	<u>0.7153</u>	0.6854	<u>0.7602</u>	<u>0.7619</u>

Table 2: Quantitative results on three datasets. All the results marked with * use an unknown train-test split list, which cannot be compared with other methods directly and should be treated as references. The best performance is highlighted in bold and the second best is underlined.

on the validation set in single-modal training. Then we train the visual-textual branch and the final multimodal feature fusion module (BERT or MLP) together in an end-to-end manner. We use the AdamW optimizer (Loshchilov and Hutter 2017) with learning rate $5e-6$ on the two MVSA datasets and $1e-5$ on TumEmo dataset. The batch size is set to 16 for all datasets. The dropout rate is set to 0.5 to prevent overfitting. The training procedure stops when it reaches a maximum of 30 epochs, or the losses on the validation set no longer decrease over 3 epochs. Since all three datasets are imbalanced, we save the model parameters when the model reaches the highest F1 score on the validation set and use them for testing.

Baselines

We compare the proposed method with the following baselines for visual-textual sentiment analysis:

Co-Memory (Xu, Mao, and Chen 2018) utilizes the attention mechanism to model the interaction of visual contents and textual words for sentiment analysis.

MultiSentiNet (Xu and Mao 2017) explicitly identifies object and scene as semantic features of images, which guides the learning of text representations through attention and aggregates with the textual feature for sentiment analysis.

MVAN (Yang et al. 2020) incorporates Co-Memory and MultiSentiNet, where scene-guided and object-guided text features and text-guided scene/object features are learned for better modeling the correspondence between two modalities. **MGNNS** (Yang et al. 2021) introduces a multi-channel graph neural network to model the object, scene and text representations based on the global co-occurrence characteristics of the whole dataset.

CLMLF (Li et al. 2022) designs a contrastive learning framework to help the model learn general representations of both images and texts for visual-textual sentiment analysis.

Quantitative Comparison

Table 2 shows the quantitative comparison between the proposed method and other state-of-the-art approaches. On the MVSA-Single and TumEmo datasets, the proposed method outperforms the state-of-the-art methods, which demon-

strates the effectiveness of the proposed improvement strategies for visual-textual analysis. As discussed previously, the proposed visual-textual branch is based on the pre-trained Swin Transformer and BERTweet, which allows the proposed method to employ the power of state-of-the-art neural network architectures. Regarding the visual expert branch, it has four different visual features that cover more comprehensive visual information than existing methods. For example, MultiSentiNet (Xu and Mao 2017), MVAN (Yang et al. 2020), and MGNNS (Yang et al. 2021) only use pre-trained scene and object features while OCR and face features are not used. It is hard for a trainable visual encoder to learn these missing visual features. The CLIP branch enables the implicit modeling of visual-textual correspondence. We think all the above-mentioned benefits of the proposed method lead to its superior performance. Regarding the architecture of the multimodal feature fusion module, it is worth mentioning that a large model does not always lead to better performance because our experiments show that BERT can achieve better results on MVSA-Single while MLP outperforms BERT on TumEmo. We think different architectures may suit different datasets. Therefore, we leave both BERT and MLP as options for a multimodal feature fusion module.

Ablation Study

To reveal the importance of each branch, we conduct an ablation study by removing each encoder in the proposed method and see the performance change of sentiment analysis. Table 3 shows the results of the ablation study. For the two MVSA datasets, we report averaged metrics of 10-fold cross-validation. For TumEmo, we train the model with all data and report the metrics on the test set.

As Table 3 shows, the largest performance drop happens when BERTweet is removed. This shows that text information is of pivotal importance for visual-textual sentiment analysis. We think the reason is that learning sentiment from texts is easier than images since adjectives can deliver sentiment information more straightforwardly than images.

For the MVSA-Multiple and TumEmo datasets, removing the CLIP image encoder causes a big performance drop while removing Swin Transformer does not, which shows

Module	MVSA-Single		MVSA-Multiple		TumEmo	
	Acc↑	F1↑	Acc↑	F1↑	Acc↑	F1↑
Full model (MLP)	75.73	74.91	68.68	67.15	76.67	76.69
Full model (BERT)	75.40	74.85	69.12	67.20	77.93	77.92
w/o Swin	-2.74	-2.98	-0.88	-0.18	-0.38	-0.40
w/o BERTweet	-4.98	-5.14	-2.22	-3.01	-5.08	-5.04
w/o CLIP-Image	-0.71	-0.65	-1.47	-0.84	-2.33	-2.33
w/o CLIP-Text	-0.09	-0.22	-1.02	-0.70	-0.06	-0.07
w/o Face	-0.31	-0.58	-1.20	-0.65	-0.14	-0.12
w/o OCR	-0.66	-0.91	-1.23	-0.73	+0.12	+0.06
w/o Scene	-0.51	-0.73	-0.98	-0.69	+0.04	+0.00
w/o Object	-0.09	-0.53	-0.92	-0.62	-0.31	-0.25

Table 3: Ablation study results. Here all results are based on using the BERT architecture as the multimodal feature fusion module.

that the CLIP image encoder can extract unique image features different from the learnable Swin Transformer. More importantly, the CLIP image feature is even more effective than the feature of Swin Transformer directly learned from the dataset, which demonstrates the power of the CLIP model in handling noisy open-domain images for sentiment analysis.

In the ablation study on the TumEmo dataset, we find that the OCR and scene features do not help in sentiment analysis. The potential reasons may be: (1) the pre-trained OCR and scene encoders are not strong enough to extract features for more complicated seven-class emotion classification, (2) for the OCR encoder, the text information in images may not be consistent with the input texts, and (3) for the scene encoder, the emotion label may be more subjective than the sentiment, which is more difficult to infer from the scene information. We leave a more comprehensive analysis and improvement to future work.

References

- Barbieri, F.; Camacho-Collados, J.; Neves, L.; and Espinosa-Anke, L. 2020. Tweeteval: Unified benchmark and comparative evaluation for tweet classification. *arXiv preprint arXiv:2010.12421*.
- Borth, D.; Ji, R.; Chen, T.; Breuel, T.; and Chang, S.-F. 2013. Large-scale visual sentiment ontology and detectors using adjective noun pairs. In *ACM International Conference on Multimedia*, 223–232.
- Bose, D.; Aithal, P.; Roy, S.; et al. 2021. Survey of Twitter Viewpoint on Application of Drugs by VADER Sentiment Analysis among Distinct Countries. *International Journal of Management, Technology, and Social Sciences* 6(1): 110–127.
- Cao, Q.; Shen, L.; Xie, W.; Parkhi, O. M.; and Zisserman, A. 2018. Vggface2: A dataset for recognising faces across pose and age. In *IEEE International Conference on Automatic Face and Gesture Recognition*, 67–74.
- Cheema, G. S.; Hakimov, S.; Müller-Budack, E.; and Ewerth, R. 2021. A fair and comprehensive comparison of multimodal tweet sentiment analysis methods. In *Proceedings of the 2021 Workshop on Multi-Modal Pre-Training for Multimedia Understanding*, 37–45.
- Deng, J.; Dong, W.; Socher, R.; Li, L.-J.; Li, K.; and Fei-Fei, L. 2009. Imagenet: A large-scale hierarchical image database. In *CVPR*, 248–255.
- Devlin, J.; Chang, M.-W.; Lee, K.; and Toutanova, K. 2018. Bert: Pre-training of deep bidirectional transformers for language understanding. *arXiv preprint arXiv:1810.04805*.
- Du, Y.; Liu, Y.; Peng, Z.; and Jin, X. 2022. Gated attention fusion network for multimodal sentiment classification. *Knowledge-Based Systems* 108107.
- Esuli, A.; and Sebastiani, F. 2006. Sentiwordnet: A publicly available lexical resource for opinion mining. In *Language Resources and Evaluation Conference*.
- Guo, Y.; Dong, X.; Al-Garadi, M. A.; Sarker, A.; Paris, C.; and Aliod, D. M. 2020. Benchmarking of transformer-based pre-trained models on social media text classification datasets. In *Australasian Language Technology Association Workshop*, 86–91.
- Hamouda, A.; and Rohaim, M. 2011. Reviews classification using sentiwordnet lexicon. In *World Congress on Information Technology and Computer Science*, volume 23, 104–105.
- Hu, X.; and Yamamura, M. 2022. Two-stage Attention-based Fusion Neural Network for Image-Text Sentiment Classification. In *International Conference on Image, Video and Signal Processing*, 1–7.
- Huang, F.; Wei, K.; Weng, J.; and Li, Z. 2020. Attention-based modality-gated networks for image-text sentiment analysis. *ACM Transactions on Multimedia Computing, Communications, and Applications* 16(3): 1–19.
- Huang, G.; Liu, Z.; Van Der Maaten, L.; and Weinberger, K. Q. 2017. Densely connected convolutional networks. In *CVPR*.

- Hutto, C.; and Gilbert, E. 2014. Vader: A parsimonious rule-based model for sentiment analysis of social media text. In *International AAAI Conference on Web and Social Media*.
- Jocher, G.; Chaurasia, A.; Stoken, A.; Borovec, J.; NanoCode012; Kwon, Y.; TaoXie; Fang, J.; imyhxy; Michael, K.; Lorna; V, A.; Montes, D.; Nadar, J.; Laughing; tkianai; yxNONG; Skalski, P.; Wang, Z.; Hogan, A.; Fati, C.; Mammanna, L.; AlexWang1900; Patel, D.; Yiwei, D.; You, F.; Hajek, J.; Diaconu, L.; and Minh, M. T. 2022. ultralytics/yolov5: v6.1 - TensorRT, TensorFlow Edge TPU and OpenVINO Export and Inference. doi:10.5281/zenodo.6222936. URL <https://doi.org/10.5281/zenodo.6222936>.
- Khan, S.; Naseer, M.; Hayat, M.; Zamir, S. W.; Khan, F. S.; and Shah, M. 2021. Transformers in vision: A survey. *ACM Computing Surveys*.
- Li, Z.; Xu, B.; Zhu, C.; and Zhao, T. 2022. CLMLF: A Contrastive Learning and Multi-Layer Fusion Method for Multimodal Sentiment Detection. *arXiv preprint arXiv:2204.05515*.
- Lin, T.-Y.; Maire, M.; Belongie, S.; Hays, J.; Perona, P.; Ramanan, D.; Dollár, P.; and Zitnick, C. L. 2014. Microsoft coco: Common objects in context. In *ECCV*, 740–755.
- Ling, Y.; Xia, R.; et al. 2022. Vision-Language Pre-Training for Multimodal Aspect-Based Sentiment Analysis. *arXiv preprint arXiv:2204.07955*.
- Liu, Y.; Ott, M.; Goyal, N.; Du, J.; Joshi, M.; Chen, D.; Levy, O.; Lewis, M.; Zettlemoyer, L.; and Stoyanov, V. 2019. Roberta: A robustly optimized bert pretraining approach. *arXiv preprint arXiv:1907.11692*.
- Liu, Z.; Lin, Y.; Cao, Y.; Hu, H.; Wei, Y.; Zhang, Z.; Lin, S.; and Guo, B. 2021. Swin transformer: Hierarchical vision transformer using shifted windows. In *IEEE/CVF International Conference on Computer Vision*, 10012–10022.
- Loshchilov, I.; and Hutter, F. 2017. Decoupled weight decay regularization. *arXiv preprint arXiv:1711.05101*.
- Lyu, H.; Wang, J.; Wu, W.; Duong, V.; Zhang, X.; Dye, T. D.; and Luo, J. 2022. Social media study of public opinions on potential COVID-19 vaccines: informing dissent, disparities, and dissemination. *Intelligent medicine* 2(01): 1–12.
- Nguyen, D. Q.; Vu, T.; and Nguyen, A. T. 2020. BERTweet: A pre-trained language model for English Tweets. In *Empirical Methods in Natural Language Processing*, 9–14.
- Niu, T.; Zhu, S.; Pang, L.; and El-Saddik, A. 2016. Sentiment Analysis on Multi-View Social Data. In *International Conference on Multimedia Modeling*, 15–27.
- Ortis, A.; Farinella, G. M.; Torrisi, G.; and Battiatto, S. 2018. Visual sentiment analysis based on objective text description of images. In *International Conference on Content-Based Multimedia Indexing*, 1–6.
- Radford, A.; Kim, J. W.; Hallacy, C.; Ramesh, A.; Goh, G.; Agarwal, S.; Sastry, G.; Askell, A.; Mishkin, P.; Clark, J.; et al. 2021. Learning transferable visual models from natural language supervision. In *ICML*, 8748–8763.
- Schroff, F.; Kalenichenko, D.; and Philbin, J. 2015. Facenet: A unified embedding for face recognition and clustering. In *CVPR*.
- Siersdorfer, S.; Minack, E.; Deng, F.; and Hare, J. 2010. Analyzing and predicting sentiment of images on the social web. In *ACM International Conference on Multimedia*, 715–718.
- Song, K.; Tan, X.; Qin, T.; Lu, J.; and Liu, T.-Y. 2020. MpNet: Masked and permuted pre-training for language understanding. *NeurIPS* 33: 16857–16867.
- Song, K.; Yao, T.; Ling, Q.; and Mei, T. 2018. Boosting image sentiment analysis with visual attention. *Neurocomputing* 312: 218–228.
- Wang, J.; Yu, L.-C.; Lai, K. R.; and Zhang, X. 2016. Dimensional sentiment analysis using a regional CNN-LSTM model. In *Annual Meeting of the Association for Computational Linguistics*, 225–230.
- Xu, C.; Cetintas, S.; Lee, K.; and Li, L. 2014. Visual Sentiment Prediction with Deep Convolutional Neural Networks. *arXiv preprint arXiv:1411.5731*.
- Xu, J.; Li, Z.; Huang, F.; Li, C.; and Philip, S. Y. 2020. Social image sentiment analysis by exploiting multimodal content and heterogeneous relations. *IEEE Transactions on Industrial Informatics* 17(4): 2974–2982.
- Xu, N.; and Mao, W. 2017. Multisentinet: A deep semantic network for multimodal sentiment analysis. In *ACM on Conference on Information and Knowledge Management*, 2399–2402.
- Xu, N.; Mao, W.; and Chen, G. 2018. A co-memory network for multimodal sentiment analysis. In *ACM SIGIR Conference on Research and Development in Information Retrieval*, 929–932.
- Yang, X.; Feng, S.; Wang, D.; and Zhang, Y. 2020. Image-text multimodal emotion classification via multi-view attentional network. *IEEE Transactions on Multimedia* 23: 4014–4026.
- Yang, X.; Feng, S.; Zhang, Y.; and Wang, D. 2021. Multimodal Sentiment Detection Based on Multi-channel Graph Neural Networks. In *Annual Meeting of the Association for Computational Linguistics*, 328–339.
- You, Q.; Cao, L.; Jin, H.; and Luo, J. 2016a. Robust visual-textual sentiment analysis: When attention meets tree-structured recursive neural networks. In *ACM International Conference on Multimedia*, 1008–1017.
- You, Q.; Jin, H.; and Luo, J. 2017. Visual sentiment analysis by attending on local image regions. In *AAAI*.
- You, Q.; Luo, J.; Jin, H.; and Yang, J. 2015. Robust image sentiment analysis using progressively trained and domain transferred deep networks. In *AAAI*.
- You, Q.; Luo, J.; Jin, H.; and Yang, J. 2016b. Cross-modality consistent regression for joint visual-textual sentiment analysis of social multimedia. In *ACM International Conference on Web Search and Data Mining*, 13–22.

Yuan, J.; McDonough, S.; You, Q.; and Luo, J. 2013. Senti-tribute: image sentiment analysis from a mid-level perspective. In *International Workshop on Issues of Sentiment Discovery and Opinion Mining*, 1–8.

Zhang, K.; Zhang, Z.; Li, Z.; and Qiao, Y. 2016. Joint face detection and alignment using multitask cascaded convolutional networks. *IEEE Signal Processing Letters* 23(10): 1499–1503.

Zhou, B.; Lapedriza, A.; Khosla, A.; Oliva, A.; and Torralba,

A. 2017. Places: A 10 million Image Database for Scene Recognition. *IEEE Transactions on Pattern Analysis and Machine Intelligence* .

Zhu, X.; Cao, B.; Xu, S.; Liu, B.; and Cao, J. 2019. Joint visual-textual sentiment analysis based on cross-modality attention mechanism. In *International Conference on Multimedia Modeling*, 264–276.