

# Sequential Change Diagnosis Revisited and the Adaptive Matrix CuSum

Austin Warner and Georgios Fellouris

*Department of Statistics*

*University of Illinois at Urbana-Champaign*

Urbana, USA

{ awarner5, fellouri }@illinois.edu

## Abstract

The problem of sequential change diagnosis is considered, where observations are obtained online, an abrupt change occurs in their distribution, and the goal is to quickly detect the change and accurately identify the post-change distribution, while controlling the false alarm rate. A finite set of alternatives is postulated for the post-change regime, but no prior information is assumed for the unknown change-point. A drawback of many algorithms that have been proposed for this problem is the implicit use of pre-change data for determining the post-change distribution. This can lead to very large conditional probabilities of misidentification, given that there was no false alarm, unless the change occurs soon after monitoring begins. A novel, recursive algorithm is proposed and shown to resolve this issue without the use of additional tuning parameters and without sacrificing control of the worst-case delay in Lorden's sense. A theoretical analysis is conducted for a general family of sequential change diagnosis procedures, which supports the proposed algorithm and revises certain state-of-the-art results. Additionally, a novel, comprehensive method is proposed for the design and evaluation of sequential change diagnosis algorithms. This method is illustrated with simulation studies, where existing procedures are compared to the proposed.

## I. INTRODUCTION

The problem of quickly detecting a change in sequentially acquired data dates back to the pioneering works Shewhart (1931) and Page (1954) and is motivated by a wide range of engineering

This research was supported by the US National Science Foundation under grant AMPS 1736454 through the University of Illinois at Urbana-Champaign.

and scientific applications. Examples of such applications can be found in industrial process quality control (Bissell (1969); Hawkins et al. (2003); Joe Qin (2003)), target detection and identification (Ru et al. (2009); Blackman (2004)), integrity monitoring of navigation systems (Nikiforov et al. (1993); Bakhache and Nikiforov (1999)), target tracking (Tartakovsky et al. (2003)), network intrusion detection (Tartakovsky et al. (2006a,b)), bioterrorism (Rolka et al. (2007); Fienberg and Shmueli (2005)), and genomics (Siegmund (2013)). In most of these applications, there are many possible types of change and it is useful, if not critical, to not only detect the change quickly but also to correctly identify its type upon stopping.

The problem of simultaneously detecting a change in the distribution of sequentially collected data and identifying the correct post-change distribution among a finite set of alternatives is known as *sequential change diagnosis*. The literature on this problem can be broadly classified into two categories. In the first one (see, e.g., Dayanik et al. (2008, 2013); Ma et al. (2021); Tartakovsky (2021)), a Bayesian formulation is adopted that assumes a prior distribution on the change-point, and sometimes on the type of change. In the second (see, e.g., Nikiforov (1995); Tartakovsky (2008); Lai (2000); Nikiforov (2000); Pergamenchtchikov et al. (2022); Oskiper and Poor (2002)), no such prior information is assumed. Both setups are considered in some works, such as Lai (2000); Pergamenchtchikov et al. (2022).

A Bayesian formulation of the sequential change *detection* problem was first proposed in Shiryaev (1963) (see also Shiryaev (2007)), where the Bayes rule was derived under the assumptions of a Geometric prior for the change-point, iid observations before and after the change conditionally on the change-point, and completely specified distributions. A Bayesian formulation of the sequential change *diagnosis* problem was first proposed in Malladi and Speyer (1999) and Dayanik et al. (2008). In the latter work, given a Geometric prior distribution for the change-point, the Bayes rule is shown to raise an alarm the first time the multi-dimensional posterior probability process enters a union of disjoint regions, each of which corresponds to a posited post-change distribution. These regions need to be computed off-line, via dynamic programming, and the necessary calculations can be very demanding. To address this issue, a computationally feasible procedure was proposed in Dayanik et al. (2013) and was shown to achieve the Bayes risk asymptotically as the probabilities of false alarm and false identification go to 0. A two-stage approach was considered in Ma et al. (2021), where a sequential change detection algorithm is applied and, after it is declared that the change has occurred, a sequential hypothesis test is then performed to determine the post-change distribution. Non-iid models for the pre-change and post-change regimes, as well as a non-geometric prior for the change-point, were allowed in Tartakovsky (2021) in a special case of the *multichannel* problem. The latter refers to a case of the sequential diagnosis problem wherein a number of data channels are observed in parallel and a change occurs in the distribution of an unknown

subset of the channels. In Tartakovsky (2021), the channels are assumed to be independent of each other and it is a priori known that the change occurs in only one of them.

In the absence of a priori information regarding the change-point, the sequential change diagnosis problem turns out to be significantly more complex than the pure sequential change detection problem, even in the case of iid observations before and after the change. Indeed, a recursive algorithm for the sequential change detection problem, Page’s Cumulative Sum (CuSum), was proposed early on in Page (1954) and, since then, has been grounded on strong theoretical support. In particular, assuming completely specified pre-change and post-change distributions, it was shown in Moustakides et al. (1986) to minimize *Lorden’s criterion* (Lorden et al. (1971)), i.e., the worst-case conditional expected detection delay with respect to both the change-point and the history of the observations up to the change-point, subject to a user-specified bound on the false alarm rate. Modifications of the CuSum algorithm have been introduced to allow for parametric uncertainty and/or temporal dependence in the pre-change and post-change models, e.g., Mei (2006); Siegmund and Venkatraman (1995); Lai (1998); Lai and Xing (2010); Lai and Shan (1999).

The first sequential change diagnosis scheme that does not utilize prior information regarding the change-point (and in general) was proposed in Nikiforov (1995), and was a generalization of the CuSum algorithm, termed the “Generalized CuSum.” However, unlike the CuSum, this algorithm does not admit a recursive computational structure, even in the iid setting, and the number of operations it requires per time instance grows with the number of collected observations. Since the change can take a very long time to occur, this procedure needs to be modified to be applicable in practice. One such modification, suggested in Lai (2000), uses at any given time only the most recent data via a sliding window of deterministic size, and is referred to as the “window-limited Generalized CuSum.” A different modification of the Generalized CuSum was proposed in Oskiper and Poor (2002) (see also Tartakovsky (2008)), where the order of maximizing over possible change-points and minimizing over post-change scenarios is reversed. This procedure was termed the “Matrix CuSum,” as it requires the parallel computation of a matrix of CuSum statistics.

Independently of their very different computational requirements, the Generalized CuSum, its window-limited modification, and the Matrix CuSum all control Lorden’s worst-case criterion for the detection delay and have been shown theoretically to control false identification metrics *only when the change occurs from the beginning of monitoring*. This, however, may be the *best* possible scenario for these algorithms with respect to the identification task. In fact, the Generalized CuSum and the Matrix CuSum have both been reported to have, in certain cases, large probabilities of false isolation when the change-point is large (Nikiforov, 2016, Section 4.3.1). Despite this, mainly due to its practically convenient, recursive

structure, the Matrix CuSum continues to inspire formulations of the sequential change diagnosis problem (see, e.g., Huang et al. (2021)) in which only this “easy” case is considered for the false isolation metric.

Intuitively, the identification ability of the Generalized CuSum and the Matrix CuSum is compromised by the impact of data from before the change in estimating the post-change distribution. This impact is reduced when applying the window-limited Generalized CuSum in Lai (2000). However, the size of the deterministic window is a tuning parameter, which is not determined by the user-specified error constraints and whose choice is characterized by a fundamental trade-off. Indeed, the window should be large enough for the algorithm to be able to detect the change, especially when the actual post-change alternative is “close” to the pre-change distribution, but not too large to compromise its identification ability. An asymptotic lower bound is obtained for this window in Lai (2000), but to the best of our knowledge it is not clear how to precisely select this window, in general, in order to simultaneously guarantee the desired isolation control.

A recursive algorithm that does not require any tuning parameters was proposed and analyzed in Nikiforov (2000). This algorithm requires the computation of the CuSum statistics that compare the post-change distributions against the pre-change, and was termed the “Vector CuSum,” as its implementation requires the recursive calculation of a vector of CuSum statistics. It was argued that it can control the conditional probability of a wrong identification, given that there was no false alarm, uniformly with respect to the change-point. However, its detection delay analysis was conducted using Pollak’s criterion (Pollak (1985)), not Lorden’s. That is, the Vector CuSum was shown to control the worst-case conditional expected detection delay with respect to the change-point, but not also the data before the change. In Lai (2000) it was shown that a window-limited algorithm modification of the Vector CuSum can control the probability of false identification within a fixed window from the change-point, uniformly with respect to the change-point. However, in addition to requiring the specification of a tuning parameter, this algorithm was not shown to control a worst-case criterion for the detection delay, but only weighted averages of the expected detection delay.

Finally, more recently, an algorithm was proposed in Pergamenchikov et al. (2022) that controls the conditional probability of a false identification, given that there was no false alarm, in the special case of the multichannel problem where the channels are independent and the change can occur in only one of them. However, the conditional probability of false identification is only controlled when the change occurs within a fixed window of the outset. Similarly to the above window-limited algorithms, this procedure requires the specification of certain tuning parameters, in addition to the thresholds that guarantee the prescribed error constraints. Similarly to the Vector CuSum, it was not shown to control Lorden’s criterion for the delay, but a Pollak-type delay criterion.

The first goal of this paper is to introduce and analyze a novel sequential change diagnosis algorithm that (i) can provide the desired guarantees for false isolation control, (ii) does not require the specification of tuning parameters, (iii) has a practically convenient, recursive structure, and (iv) controls Lorden’s criterion for the detection delay. Specifically, the proposed scheme is a modification of the Matrix CuSum, in which each of its statistics is reset at some *random, data-dependent* time that corresponds to an estimate of the change-point and, for this reason, we refer to it as the “Adaptive Matrix CuSum.” These adaptive resets suppress the inclusion of pre-change data when determining the post-change regime, and, in this way, they lead to the desired false identification error control without sacrificing the detection ability of the algorithm.

The second goal of the present work is to establish a general theory for a family of sequential change diagnosis procedures, which encompasses the Vector CuSum, the Matrix CuSum, and its proposed modification. In particular, we establish a uniform exponential bound for the tail probabilities under the pre-change distribution of the statistics of the Vector CuSum and of the proposed scheme. This implies a novel lower bound on their expected time to false alarm, and suggests that pre-change data do not influence the decisions of these two schemes about the post-change distribution. However, we argue that, based on the techniques used in the present paper as well as in Nikiforov (2000), the false identification control of the Vector CuSum can indeed be established for a certain family of change-points, but not necessarily for all possible change-points, as reported in Nikiforov (2000).

A final goal of the present paper is to develop a comprehensive, computationally efficient framework for the design and fair comparison of sequential change diagnosis schemes. Based on this framework, we conduct a number of simulation studies in which we compare various sequential change diagnosis schemes under two different setups of the multichannel problem.

The remainder of the paper is organized as follows: In Section II we formulate mathematically the problem of sequential change diagnosis that we consider in this work. In Section III we review the CuSum statistic and the min-CuSum procedure. In Section IV we introduce a family of sequential change diagnosis procedures and the proposed novel procedure. In Section V we provide a description of how, for some algorithms, pre-change data can systematically lead to an erroneous decision regarding the post-change distribution. In Section VI we analyze the performance of schemes in the family which we introduce, with an emphasis on the proposed procedure. In Section VII we introduce the proposed framework for the design and comparison of sequential change diagnosis procedures in this family, which is followed by simulation studies in said framework in Section VIII. Lastly, concluding remarks are provided in Section IX. Appendixes A-F are dedicated to the proofs of all main results in this work, as well as to

the statement and proof of supporting lemmas, and Appendix G contains additional figures.

We end this section by introducing some notation that we use throughout the paper. Thus,  $\mathbb{N}$  is the set of positive integers,  $\mathbb{N}_0$  the set of non-negative integers, and  $\mathbb{R}$  the set of real numbers. For  $n \in \mathbb{N}$ , we set  $[n] \equiv \{1, \dots, n\}$ . For  $x \in \mathbb{R}$ ,  $x^+$  is its positive part and  $x^-$  its negative part, i.e.,  $x^+ \equiv \max\{x, 0\}$  and  $x^- \equiv \max\{-x, 0\}$ . We denote by  $x \wedge y$  the minimum of  $x, y$ . If  $(x_n), (y_n)$  are two families of positive numbers, where  $n \in \mathbb{N}$ , then  $x_n \sim y_n$  and  $x_n \gg y_n$  stand for  $x_n/y_n \rightarrow 1$  and  $x_n - y_n \rightarrow \infty$ , respectively, as  $n \rightarrow \infty$ . We denote by  $\mathcal{N}(\mu, 1)$  the density of a Gaussian random variable with mean  $\mu$  and standard deviation 1. The indicator function is written as  $\mathbb{1}(\cdot)$ .

## II. PROBLEM STATEMENT

Let  $X \equiv \{X_n, n \in \mathbb{N}\}$  be a sequence of independent  $\mathbb{S}$ -valued random elements, where  $\mathbb{S}$  is an arbitrary Polish space. We assume that each term of  $X$  has a density with respect to a  $\sigma$ -finite measure  $\lambda$ , which is  $f$  up to and including some deterministic time  $\nu \in \mathbb{N}_0$  and is  $g$  after  $\nu$ . The pre-change density,  $f$ , is completely specified, but there is a finite number,  $K$ , of posited alternatives for the post-change density, i.e.,  $g \in \{g_1, \dots, g_K\}$ , and the *change-point*,  $\nu$ , is completely unknown. The terms of the sequence  $X$  are observed sequentially, and the goal is to quickly detect the change and also identify the correct post-change distribution upon detection. Thus, we need to specify an  $\mathbb{N}$ -valued random time,  $T$ , at which we declare that the change has occurred, and a  $[K]$ -valued random variable,  $D$ , that represents the decision regarding the post-change density at the time of stopping. That is, for any  $n \in \mathbb{N}$  and  $i \in [K]$ , the alarm is raised and  $g_i$  is declared as the correct post-change density after having taken  $n$  observations on the event  $\{T = n, D = i\}$ . We refer to such a pair  $(T, D)$  as a *sequential change diagnosis procedure* if  $T$  is an  $\{\mathcal{F}_n, n \in \mathbb{N}\}$ -stopping time and  $D$  is an  $\mathcal{F}_T$ -measurable,  $[K]$ -valued random variable, or in other words if

$$\{T = n\}, \{T = n, D = i\} \in \mathcal{F}_n \quad \text{for all } n \in \mathbb{N}, i \in [K],$$

where  $\mathcal{F}_n$  is the  $\sigma$ -algebra generated by the first  $n$  observations,  $X_1, \dots, X_n$ , and  $\mathcal{F}_0$  is the trivial  $\sigma$ -algebra. We denote by  $\mathcal{C}$  the family of all sequential change diagnosis procedures.

We denote by  $\mathbb{P}_\infty$  the distribution of  $X$ , and by  $\mathbb{E}_\infty$  the corresponding expectation, when the change never occurs, i.e., when  $X$  is a sequence of independent random elements with common density  $f$ . We denote by  $\mathbb{P}_{\nu,i}$  the distribution of  $X$ , and by  $\mathbb{E}_{\nu,i}$  the corresponding expectation, when the change occurs at time  $\nu$  and the post-change density is  $g_i$ . For simplicity, when the change occurs from the very beginning, we suppress the dependence on the change-point and set  $\mathbb{P}_i \equiv \mathbb{P}_{0,i}$  and  $\mathbb{E}_i \equiv \mathbb{E}_{0,i}$ . Moreover, without loss of generality, we restrict ourselves to stopping times that are not almost surely bounded under any  $\mathbb{P}_{\nu,i}$ , where  $\nu \in \mathbb{N}_0, i \in [K]$ .

To measure the ability of a sequential change diagnosis procedure  $(T, D) \in \mathcal{C}$  to avoid false alarms we use the average number of observations until stopping under  $\mathbb{P}_\infty$ , i.e.,  $\mathbb{E}_\infty[T]$ . We denote by  $\mathcal{C}(\alpha)$  the subfamily of diagnosis procedures whose expected time until stopping under  $\mathbb{P}_\infty$  is at least  $1/\alpha$ , i.e.,

$$\mathcal{C}(\alpha) \equiv \{(T, D) \in \mathcal{C} : \mathbb{E}_\infty[T] \geq 1/\alpha\}, \quad (1)$$

where  $\alpha \in (0, 1)$  is a user-specified value that represents tolerance to false alarms.

To measure the ability of  $(T, D) \in \mathcal{C}$  to isolate the post-change density  $g_i$  when the change occurs at time  $\nu$ , we use the conditional probability of an incorrect identification given that there was no false alarm, i.e.,  $\mathbb{P}_{\nu,i}(D \neq i | T > \nu)$ . Thus, we denote by  $\mathcal{C}(\alpha, \beta, N)$  the subfamily of change diagnosis procedures in  $\mathcal{C}(\alpha)$  that control the conditional probability of false isolation below  $\beta$  when the change-point belongs to a set  $N \subseteq \mathbb{N}_0$ , i.e.,

$$\mathcal{C}(\alpha, \beta, N) \equiv \{(T, D) \in \mathcal{C}(\alpha) : \max_{i \in [K]} \sup_{\nu \in N} \mathbb{P}_{\nu,i}(D \neq i | T > \nu) \leq \beta\}, \quad (2)$$

where  $\beta \in (0, 1)$  is a user-specified value that represents tolerance to false isolations.

Finally, to measure the ability of  $(T, D) \in \mathcal{C}$  to quickly detect the change when the post-change density is  $g_i$  for some  $i \in [K]$ , we adopt Lorden's criterion (Lorden et al. (1971)) by employing the worst-case conditional expected detection delay with respect to both the change-point and the data up to the change:

$$\mathcal{J}_i[T] \equiv \sup_{\nu \in \mathbb{N}_0} \text{esssup} \mathbb{E}_{\nu,i}[T - \nu | \mathcal{F}_\nu, T > \nu]. \quad (3)$$

The problem we consider in this work is to find a change diagnosis scheme that can be designed to belong to  $\mathcal{C}(\alpha, \beta, N)$  for arbitrary  $\alpha, \beta \in (0, 1)$ , with  $N$  being as large as possible, and achieve

$$\inf_{(T,D) \in \mathcal{C}(\alpha, \beta, N)} \mathcal{J}_i[T], \quad (4)$$

to a first-order asymptotic approximation as  $\alpha$  and  $\beta$  go to 0, simultaneously for every possible post-change alternative, i.e., for every  $i \in [K]$ .

#### A. Assumptions

Our standing assumption throughout the paper is that the Kullback-Leibler divergences,

$$\begin{aligned} I_i &\equiv \text{Div}(g_i || f) \equiv \int \log(g_i/f) g_i d\lambda, \\ I_{ij} &\equiv \text{Div}(g_i || g_j) \equiv \int \log(g_i/g_j) g_i d\lambda, \end{aligned} \quad (5)$$

are positive and finite for every  $i, j \in [K]$  such that  $i \neq j$ . For every  $n \in \mathbb{N}$  and  $i, j \in [K]$  with  $j \neq i$  we set

$$\ell_i(n) \equiv \log \frac{g_i(X_n)}{f(X_n)}, \quad \ell_{ij}(n) \equiv \log \frac{g_i(X_n)}{g_j(X_n)}, \quad (6)$$

so that  $I_i = \mathbb{E}_i[\ell_i(n)]$  and  $I_{ij} = \mathbb{E}_i[\ell_{ij}(n)]$ , and we denote by  $\psi_{ij}$  the cumulant generating function of  $\ell_{ij}(1)$  under  $\mathbb{P}_\infty$ , i.e.,

$$\psi_{ij}(\theta) \equiv \log(\mathbb{E}_\infty[\exp[\theta \ell_{ij}(1)]]) , \quad \theta \in \mathbb{R}. \quad (7)$$

For the main results of this work we need to assume that

$$\psi_{ij} \text{ is finite around 0 for every } i, j \in [K], i \neq j, \quad (8)$$

but we state this assumption explicitly when we make it.

### B. Example: the multichannel problem

We illustrate the above sequential change diagnosis problem in the special case of the multichannel problem, where  $d$  independent channels are simultaneously monitored and there is a change in the marginal distributions of an unknown subset of them at some unknown time,  $\nu$ . Specifically, suppose that channel  $i$  generates a sequence of independent  $\mathbb{S}_i$ -valued random elements, where  $\mathbb{S}_i$  is some Polish space, and let  $X_{i,n}$  denote the observation from channel  $i$  at time  $n$ . If the change does not occur in channel  $i$ , then  $X_{i,n}$  has density  $p_i$  with respect to a  $\sigma$ -finite measure  $\lambda_i$  on  $\mathbb{S}_i$ , whereas if the change does occur in that channel at time  $\nu$ , then the density of  $X_{i,n}$  is  $p_i$  for  $n \leq \nu$  and  $q_i$  for  $n > \nu$ .

In this context we have

$$X_n = (X_{1,n}, X_{2,n}, \dots, X_{d,n}) \in \mathbb{S} \equiv \mathbb{S}_1 \otimes \dots \otimes \mathbb{S}_d, \quad (9)$$

and the pre-change density is

$$f(x_1, \dots, x_d) = \prod_{i=1}^d p_i(x_i), \quad (x_1, \dots, x_d) \in \mathbb{S}. \quad (10)$$

If the change can occur in only one channel, as it is often assumed in the literature, the number of posited post-change distributions,  $K$ , is equal to the number of channels,  $d$ , and the post-change densities are

$$g_i(x_1, \dots, x_d) = q_i(x_i) \prod_{j \in [d]: j \neq i} p_j(x_j), \quad (x_1, \dots, x_d) \in \mathbb{S}, \quad i \in [d]. \quad (11)$$

However, it is conceptually and practically relevant to allow for the possibility of the change occurring in multiple channels simultaneously (Mei (2010); Xie and Siegmund (2013); Fellouris and Sokolov (2016)). As we will see in Section VIII and elsewhere, this more general setup turns out to be much more challenging for existing change diagnosis algorithms even in the case of two channels ( $d = 2$ ), in which case the total number of post-change alternatives is only  $K = 3$ , specifically,

$$g_1(x_1, x_2) \equiv q_1(x_1) \cdot p_2(x_2), \quad g_2(x_1, x_2) \equiv p_1(x_1) \cdot q_2(x_2), \quad g_3(x_1, x_2) \equiv q_1(x_1) \cdot q_2(x_2). \quad (12)$$



### III. THE MIN-CUSUM ALGORITHM

In this section we review the sequential change detection algorithm that provides the basis for the change diagnosis schemes that we consider in this work. Page's CuSum algorithm (Page (1954)) for detecting a change from  $f$  to  $g_i$ , for some fixed  $i \in [K]$ , raises an alarm as soon as the statistic

$$Y_i(n) \equiv \max_{0 \leq t \leq n} \sum_{u=t+1}^n \ell_i(u), \quad n \in \mathbb{N}, \quad (13)$$

exceeds a threshold  $b_i > 0$ , i.e., at

$$\sigma_i(b_i) \equiv \inf\{n \geq 1 : Y_i(n) \geq b_i\}, \quad (14)$$

where we adopt the convention  $\sum_{n+1}^n = 0$ . An important property of this stopping rule concerning its implementation in practice is that its statistic can be computed via the following recursion:

$$Y_i(n) = (Y_i(n-1) + \ell_i(n))^+, \quad n \in \mathbb{N}, \quad (15)$$

with  $Y_i(0) = 0$ . Of course, this algorithm is directly applicable in our setup only when  $K = 1$ . When  $K > 1$ , a standard approach for detecting the change is to run in parallel the  $K$  CuSum statistics,  $Y_1, \dots, Y_K$ , and stop as soon as one of them exceeds its corresponding threshold, i.e., at  $\min_{i \in [K]} \sigma_i(b_i)$ . In what follows, we set  $b_1 = \dots = b_K = b$  and refer to the stopping time

$$\sigma(b) \equiv \min_{i \in [K]} \sigma_i(b), \quad (16)$$

as the “min-CuSum” stopping time. It is known (Tartakovsky et al., 2014, Chapter 9.2) that, for any  $b > 0$ ,

$$\mathbb{E}_\infty[\sigma(b)] \geq e^b / K. \quad (17)$$

As a result,  $\sigma(b_\alpha) \in \mathcal{C}(\alpha)$  for any  $\alpha \in (0, 1)$ , where

$$b_\alpha \equiv |\log \alpha| + \log K. \quad (18)$$

It is also well known (see, e.g., Lorden et al. (1971)) that  $\sigma(b_\alpha)$  minimizes  $\mathcal{J}_i$  in  $\mathcal{C}(\alpha)$ , for every  $i \in [K]$ , to a first-order asymptotic approximation as  $\alpha \rightarrow 0$ , i.e., for every  $i \in [K]$ , as  $\alpha \rightarrow 0$ ,

$$\mathcal{J}_i[\sigma(b_\alpha)] \sim \frac{|\log \alpha|}{I_i} \sim \inf_{(T,D) \in \mathcal{C}(\alpha)} \mathcal{J}_i[T]. \quad (19)$$

The stopping time  $\sigma(b)$  is associated with a natural identification rule,  $\hat{\sigma}(b)$ , which is to select a post-change alternative that corresponds to the largest CuSum statistic at the time of stopping, i.e.,

$$\hat{\sigma}(b) \in \arg \max_{i \in [K]} Y_i(\sigma(b)), \quad (20)$$

solving ties, if any, in some arbitrary way. The min-CuSum procedure, i.e., the pair  $(\sigma(b), \hat{\sigma}(b))$ , is often used in applications as an ad-hoc solution to the sequential change diagnosis problem (see, e.g., Chen et al. (2015)), whereas there is some theoretical justification for its use (Warner and Fellouris (2022); Han and Tsung (2007)), which we return to in Section IX.

#### IV. DIAGNOSIS PROCEDURES

In this section we introduce a novel sequential change diagnosis scheme in the context of a more general family that encompasses many existing procedures in the literature.

##### A. A family of diagnosis procedures

For each  $i \in [K]$  and  $n \in \mathbb{N}$ , let  $W_i(n)$  be an  $\mathcal{F}_n$ -measurable statistic, large values of which should provide evidence that the correct post-change hypothesis is  $g_i$ . Given such statistics, for every  $i \in [K]$  we denote by  $\tau_i(b, h)$  the first time the CuSum statistic  $Y_i$  is equal to or exceeds a threshold  $b > 0$ , and, at the same time,  $W_i$  is equal to or exceeds a distinct threshold  $h > 0$ , i.e.,

$$\tau_i(b, h) \equiv \inf \{n \in \mathbb{N} : Y_i(n) \geq b \quad \& \quad W_i(n) \geq h\}. \quad (21)$$

Then, a natural diagnosis procedure is

$$\tau(b, h) \equiv \min_{i \in [K]} \tau_i(b, h), \quad \hat{\tau}(b, h) \in \arg \min_{i \in [K]} \tau_i(b, h), \quad (22)$$

where ties in the decision rule are settled in some arbitrary way.

With an appropriate selection of  $W_1, \dots, W_K$ , we can recover many of the sequential change diagnosis algorithms that have been proposed in the literature. For example, when  $W_i(n)$  is of the form

$$\max_{M_i(n) \leq t \leq n} \min \left\{ \sum_{u=t+1}^n \ell_i(u), \min_{j \in [K]: j \neq i} \sum_{u=t+1}^n \ell_{ij}(u) \right\}, \quad (23)$$

we recover the Generalized CuSum in Nikiforov (1995) when  $M_i(n) = 0$ , and the window-limited Generalized CuSum in Lai (2000) when  $M_i(n) = n - m$  for some fixed  $m \in \mathbb{N}$ .

Other change diagnosis schemes in the literature can be recovered by setting  $W_i(n)$  equal to

$$\min_{j \in [K]: j \neq i} W_{ij}(n), \quad (24)$$

where each  $W_{ij}(n)$  is an  $\mathcal{F}_n$ -measurable statistic, large values of which should provide evidence that  $g_i$  is a more plausible post-change alternative than  $g_j$ . For example, when

$$W_{ij}(n) = Y_i(n) - Y_j(n), \quad (25)$$

where  $Y_i$  is the CuSum statistic defined in (13), we recover the Vector CuSum in Nikiforov (2000), whereas when  $W_{ij}$  is selected as the CuSum statistic for detecting a change from  $g_j$  to  $g_i$ , i.e.,

$$Y_{ij}(n) \equiv \max_{0 \leq t \leq n} \sum_{u=t+1}^n \ell_{ij}(u), \quad (26)$$

or equivalently

$$\begin{aligned} Y_{ij}(n) &= (Y_{ij}(n-1) + \ell_{ij}(n))^+, \quad n \in \mathbb{N}, \\ Y_{ij}(0) &= 0, \end{aligned} \quad (27)$$

we recover the Matrix CuSum in Oskiper and Poor (2002).

### B. The Adaptive Matrix CuSum

In this work, we propose a novel modification of the Matrix CuSum that is obtained by resetting each  $Y_{ij}$  whenever  $Y_i$  becomes 0. Specifically, for each  $i, j \in [K]$  with  $j \neq i$ , we propose selecting  $W_{ij}$  in (24) as

$$Y'_{ij}(n) \equiv \max_{R_i(n) \leq t \leq n} \sum_{u=t+1}^n \ell_{ij}(u), \quad (28)$$

where  $R_i(n)$  is, at time  $n$ , the most recent time that  $Y_i$  was at 0, i.e.,

$$R_i(n) \equiv \max \{0 \leq t \leq n : Y_i(t) = 0\}. \quad (29)$$

This scheme admits the same recursive structure as the Matrix CuSum. Indeed, for every  $n \in \mathbb{N}$  and  $i, j \in [K]$  with  $i \neq j$  we have

$$Y'_{ij}(n) = (Y'_{ij}(n-1) + \ell_{ij}(n))^+ \cdot \mathbb{1}(\{Y_i(n) > 0\}), \quad (30)$$

where  $Y'_{ij}(0) = 0$ . The main reason for proposing it is that it suppresses an excessive use of pre-change data for deciding the post-change distribution that, as we will see later, in some cases characterizes the Matrix CuSum and leads to very large conditional probabilities of false identification. Indeed, for each  $i \in [K]$ ,  $R_i(n)$  is an estimate, based on the data up to time  $n \in \mathbb{N}$ , of the time at which the density changes from  $f$  to  $g_i$ , which goes back to Hinkley (1970) and has been used in the literature of sequential change detection for different purposes (see, e.g., Yang et al. (2017)). Therefore, discarding the data up to and including time  $R_i(n)$  in the evaluation of  $W_{ij}(n)$ , for each  $j \neq i$  and  $n \in \mathbb{N}$ , allows the estimate of the post-change density to be based mostly on data from after the change, no matter when it occurs. In Section VI we conduct a theoretical analysis that supports the above claims, but, first, in Section V, we provide an intuitive explanation of why the Matrix CuSum, as well as the Generalized CuSum, can

systematically fail to correctly isolate the post-change distribution in certain setups.

**Remark:** An alternative sequential change diagnosis scheme can be obtained by setting  $M_i(n) = R_i(n)$  in (23). However, the calculation of  $W_i(n)$  in this case would require a number of operations of the order of  $n - R_i(n)$ . Specifically, the computational cost and memory requirement of the procedure would be dictated by a random variable with a long tail, which may not be desirable in practice. On the other hand, applying the window  $R_i(n)$  to the Matrix CuSum statistics leads to a recursive structure (30), which is another motivation for our proposal of this scheme.

## V. THE EFFECT OF PRE-CHANGE DATA

In this section we explain intuitively how the Matrix CuSum and Generalized CuSum can systematically fail, in certain setups, to correctly isolate the post-change regime. To this end, we focus on the case that the true post-change density is  $g_K$  and there is another density, say  $g_1$ , such that  $g_1$  and  $g_K$  are closer together than  $g_K$  and  $f$ , in the sense that

$$\text{Div}(g_K \parallel g_1) < \text{Div}(g_K \parallel f) \quad (31)$$

or, equivalently,

$$\mathbb{E}_K[\ell_1(n)] > 0 \quad \forall n \in \mathbb{N}. \quad (32)$$

This is the case, for example, when there is a change in the mean of a sequence of Gaussian random variables from 0 to some positive number, i.e.

$$f = \mathcal{N}(0, 1) \quad \text{and} \quad g_i = \mathcal{N}(\theta_i, 1), \quad i \in [K], \quad \text{where} \quad 0 < \theta_1 < \dots < \theta_K, \quad (33)$$

or in the multichannel problem of Section II-B when more than one channel may be affected by the change. Consider, for simplicity, the case with  $d = 2$  channels, where  $K = 3$  and  $g_1, g_2, g_3$  are given by (12), i.e.,  $g_i$  is the density when the change affects only channel  $i$ , where  $i \in \{1, 2\}$ , and  $g_3$  is the density when the change affects both channels. Then, (32) holds, since

$$\begin{aligned} \text{Div}(g_3 \parallel f) &= \text{Div}(g_2 \parallel p_2) + \text{Div}(g_1 \parallel p_1) \\ &> \text{Div}(g_2 \parallel p_2) = \text{Div}(g_3 \parallel g_1). \end{aligned} \quad (34)$$

By the standard properties of the CuSum statistics and condition (32) it follows that  $Y_K$  will tend to be close to 0 before the change and will increase after the change, and that this will also be the case for  $Y_1$ , although its growth after the change will be smaller than that of  $Y_K$ . As a result, if also  $W_1$  is

large, especially if it is larger than  $W_K$ , for a certain time period after the change, it becomes likely to incorrectly identify  $g_1$  as the post-change density. This is the case, for example, if, in addition to (32),  $g_1$  is the unique density that is the closest to  $f$  before the change in the sense that

$$\text{Div}(f \parallel g_1) < \text{Div}(f \parallel g_j) \text{ for all } j \in \{2, \dots, K\}, \quad (35)$$

or equivalently

$$\mathbb{E}_\infty[\ell_{1j}(n)] > 0 \text{ for all } j \in \{2, \dots, K\}, \quad n \in \mathbb{N}. \quad (36)$$

The latter condition is satisfied for example in the Gaussian mean shift problem (33).

To explain how condition (36) implies a large value of  $W_1$ , much larger than that of  $W_K$ , for a certain period of time after the change, for simplicity we focus on the simplest case of  $K = 2$  post-change alternatives and we illustrate our explanation (Fig. 1 & 2) in the context of Gaussian mean shift problem. Thus, in the following discussion, the true post-change density is  $g_2$ .

#### A. Matrix CuSum and the proposed adaptive modification

We start with the Matrix CuSum, i.e., when

$$W_1 = W_{12} = Y_{12} \quad \text{and} \quad W_2 = W_{21} = Y_{21}. \quad (37)$$

Condition (36) then implies that, before the change,  $W_2$  will tend to be close to 0 and  $W_1$  will behave like a random walk with positive drift. As a result, the expected value of  $W_1$  at the time of the change will be proportional to the change-point. Therefore, even though  $W_1$  will start decreasing after the change, there will be some period after the change that it will be large and, in fact, much larger than  $W_2$ , as the latter will start growing only after the change occurs. Most importantly, the length of this period is increasing in the change-point. The longer it takes for the change to happen, the larger the expected value of  $W_1$  at the time of the change, the longer it takes for its values after the change to become small. Thus, it is not possible to control this problematic behavior unless an upper bound is imposed on the change-point. On the contrary, using the proposed adaptive window, i.e., setting

$$W_1 = W_{12} = Y'_{12} \quad \text{and} \quad W_2 = W_{21} = Y'_{21}, \quad (38)$$

effectively removes pre-change data from the decision-making process and prevents the erroneous growth of  $W_1$  before the change, without affecting the correct behavior of  $W_2$ .

These points are illustrated in Fig. 1, where we see that  $Y'_{12}$ , unlike  $Y_{12}$ , does not grow before the change, whereas  $Y'_{21}$  behaves very similarly to  $Y_{21}$ .

### B. Generalized CuSum and window-limited modifications

We continue with the Generalized CuSum, i.e., when

$$\begin{aligned} W_1(n) &= \max_{0 \leq k \leq n} \left\{ \sum_{u=k+1}^n \ell_1(u) \wedge \sum_{u=k+1}^n \ell_{12}(u) \right\}, \\ W_2(n) &= \max_{0 \leq k \leq n} \left\{ \sum_{u=k+1}^n \ell_2(u) \wedge \sum_{u=k+1}^n \ell_{21}(u) \right\}. \end{aligned} \quad (39)$$

Then, standard properties of likelihood ratios and condition (36) imply that  $W_2$  does not grow before the change and starts increasing only after the change. On the other hand, while  $W_1$  does not grow before the change, as in the case of the Matrix CuSum, it does grow for a certain period of time *after* the change occurs. To see this, observe that for  $k \geq \nu$ , the sum  $\sum_{u=k+1}^n \ell_{12}(u)$  is generally small/negative, which is conducive to correct identification, while  $\sum_{u=k+1}^n \ell_1(u)$  is generally positive. However, both of them can be large for  $k < \nu$ , i.e., when pre-change data are used, as it is illustrated in Fig. 3, where these two sums are plotted as functions of  $k$  when  $n = 75$  and  $\nu = 50$ . In this Figure we see that the first sum is maximized when  $k \approx \nu$ , as expected, and the second is negative when  $k \geq \nu$ , as desired. However, both of them are positive and quite large for  $k$  around 35, which results in a rather large value for  $W_1$  at time  $n$ .

To sum up, when applying the Generalized CuSum,  $W_1$  does not grow before the change, but it does grow for a certain time-period *after the change* during which it is likely to be much larger than  $W_2$ , as the latter grows only from post-change data. Most importantly, the length of this problematic time-period increases with  $\nu$ , i.e., a later change-point results in an erroneous post-change growth of  $W_1$  for a longer period of time, and therefore  $W_1$  becomes more likely to be larger than  $W_2$ . This point is illustrated in the right-hand side of Fig. 2.

This phenomenon is mitigated when using the window-limited Generalized CuSum, i.e., when restricting the maxima in (39) to  $n-m \leq k \leq n$ , where  $m$  is some deterministic constant. Then, the post-change growth of  $W_1$  can last for at most  $m$  observations, after which pre-change data are removed from the calculation of the statistic. This is illustrated in the left-hand plot in Fig. 2 when  $\nu = 50$  and  $m = 15$ . On the other hand, as it shown in Lai (2000),  $m$  should be selected large enough for the detection of the change to occur within the window, i.e., within  $m$  observations after the change occurs. Therefore, the selection of  $m$  is characterized by a trade-off, which is not clear how to resolve in a satisfactory way. As we discussed in the final remark of the previous section, a solution to this problem would be to replace the fixed window  $m$  by the adaptive window in (29), i.e., to restrict the first maximum in (39) to  $R_1(n) \leq k \leq n$  and the second to  $R_2(n) \leq k \leq n$ .

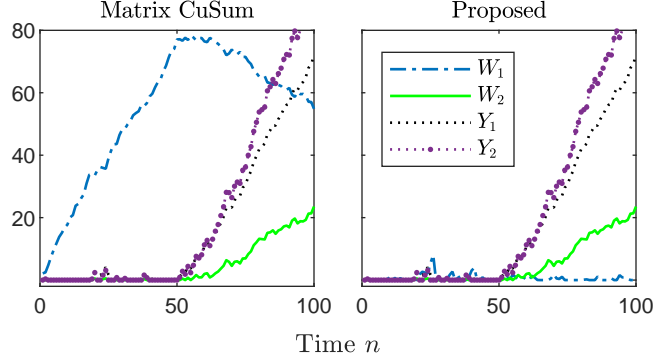


Fig. 1: Sample paths of the Matrix CuSum and Adaptive Matrix CuSum statistics are plotted in the Gaussian mean shift problem where  $\nu = 50$ .

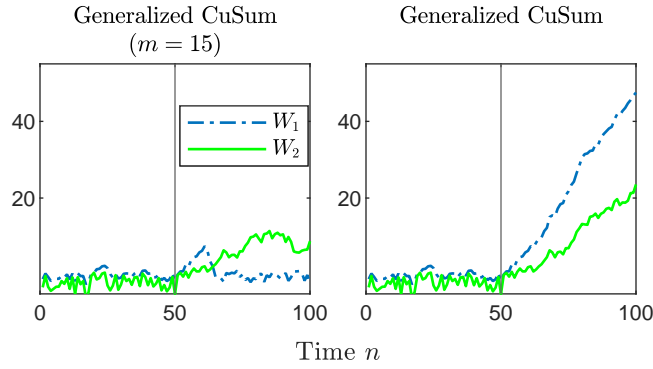


Fig. 2: Sample paths of the Generalized CuSum statistics and the window-limited modification are plotted in the Gaussian mean shift problem where  $\nu = 50$ .

**Remark:** Conditions (32) and (36) provide only a particular class of examples in which the Matrix CuSum and the Generalized CuSum can have difficulties in identifying the post-change. For example, condition (36) is not satisfied with strict inequality in the case of the multichannel problem with simultaneous faults. Nevertheless, a similar reasoning can be applied to argue that when the change does not occur from the outset and it affects more than one channels, then these two schemes are likely to make a wrong identification. In fact, this is shown for the Matrix CuSum, and to a lesser extent the Generalized CuSum, in our simulation studies in Section VIII.

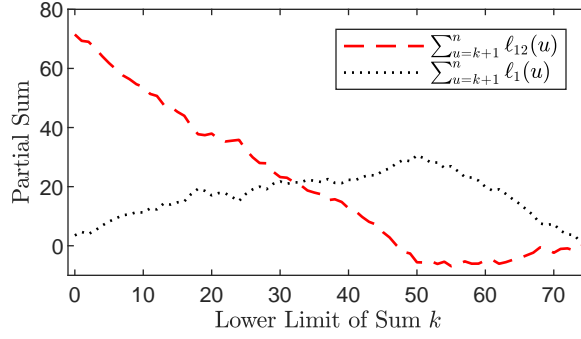


Fig. 3: The partial sums  $\sum_{u=k+1}^n \ell_1(u)$ ,  $\sum_{u=k+1}^n \ell_{12}(u)$  are plotted as a function of the lower limit  $k$  when  $n = 75$  and  $\nu = 50$ , in the Gaussian mean shift problem.

## VI. PERFORMANCE ANALYSIS

In this section we establish some general results regarding the performance of sequential change diagnosis procedures of the form (21)-(22), where also each statistic  $W_i$  is of the form (24). We focus, in particular, on the proposed scheme, for which we establish (i) an upper bound on its Lorden delay, (ii) a novel non-asymptotic lower bound for its expected time to false alarm, (iii) an upper bound for its conditional probability of false isolation for a certain family of change-points, and (iv) an asymptotic optimality property as  $\alpha$  goes to 0 sufficiently faster than  $\beta$ .

### A. Delay analysis

We start our delay analysis with an upper bound for the expected delay of  $\tau(b, h)$  when  $\nu = 0$ , i.e., when the change has occurred once the monitoring begins. For the following lemma, we introduce  $I_i^*$  as the minimum of the Kullback-Leibler information numbers in  $\{I_{ij} : j \in [K], j \neq i\}$ , i.e.,

$$I_i^* \equiv \min_{j \in [K]: j \neq i} I_{ij}. \quad (40)$$

*Lemma 1:* Fix  $i \in [K]$  and suppose that, for every  $j \in [K]$  such that  $j \neq i$ ,

$$\sum_{n=1}^{\infty} \mathbb{P}_i(W_{ij}(n) \leq \rho n) < \infty \quad \text{for all } \rho < I_{ij}. \quad (41)$$

Then, for all  $\delta > 0$ , there is a constant  $C_\delta > 0$  such that

$$\mathbb{E}_i[\tau_i(b, h)] \leq \max\{b/I_i, h/I_i^*\}(1 + \delta) + C_\delta \quad (42)$$

for all  $b, h \geq 0$ .



*Proof:* Appendix C. ■

Condition (41) is satisfied when  $W_{ij}$  is either  $Y_{ij}$  or  $Y_i - Y_j$ , which means that the upper bound (42) applies to both the Vector CuSum and the Matrix CuSum. Since, by definition,  $Y'_{ij} \leq Y_{ij}$ , it is not obvious that (41) holds for the proposed scheme, i.e., when  $W_{ij} = Y'_{ij}$ . In the following lemma we show that this is indeed the case under mild moment conditions.

*Lemma 2:* Fix  $i, j \in [K], j \neq i$ . If there is a  $p > 1$  such that

$$\mathbb{E}_i[|\ell_{ij}(1)|^p] < \infty, \quad (43)$$

and an  $\epsilon > 0$  so that

$$\mathbb{E}_i \left[ \left( \ell_i^-(1) \right)^{2+p/(p-1)+\epsilon} \right] < \infty, \quad (44)$$

then (41) holds when  $W_{ij} = Y'_{ij}$ .

*Proof:* Appendix C. ■

In the case of the Matrix CuSum, i.e., when  $W_{ij} = Y_{ij}$ , it is well known that the Lorden delay of  $\tau(b, h)$  agrees with the expected delay of  $\tau(b, h)$  when  $\nu = 0$ , i.e., for all  $i \in [K]$  and  $b, h > 0$ ,

$$\mathcal{J}_i[\tau(b, h)] = \mathbb{E}_i[\tau(b, h)]. \quad (45)$$

In the following lemma we show that this is also the case for the proposed scheme, i.e., when  $W_{ij} = Y'_{ij}$ , despite the presence of the adaptive window. We emphasize that this is *not* the case for the Vector CuSum, whose worst-case delay analysis was conducted in Nikiforov (2000, 2003) using Pollak's criterion, not Lorden's.

*Lemma 3:* If  $W_{ij} = Y'_{ij}$  for every  $i, j \in [K], j \neq i$ , then

$$\mathcal{J}_i[\tau(b, h)] = \mathbb{E}_i[\tau(b, h)] \quad \text{for all } i \in [K], b, h \geq 0. \quad (46)$$

*Proof:* Fix  $i \in [K]$  and  $b, h \geq 0$ . By the definition of  $\tau(b, h)$  and recursions (15) and (30) it follows that, for any  $\nu \in \mathbb{N}_0$ , the conditional expectation

$$\mathbb{E}_{\nu, i}[\tau(b, h) - \nu \mid \mathcal{F}_\nu, \tau(b, h) > \nu] \quad (47)$$

depends on  $\mathcal{F}_\nu$  only through

$$\mathcal{Y}(\nu) \equiv \{Y_k(\nu), Y'_{kj}(\nu), k, j \in [K], j \neq k\}. \quad (48)$$

Thus, for every  $\nu \in \mathbb{N}_0$ ,

$$\begin{aligned} & \mathbb{E}_{\nu,i} [\tau(b, h) - \nu \mid \mathcal{F}_\nu, \tau(b, h) > \nu] \\ &= \mathbb{E}_{\nu,i} [\tau(b, h) - \nu \mid \mathcal{Y}(\nu), \tau(b, h) > \nu]. \end{aligned} \quad (49)$$

From recursion (30) it also follows that the latter conditional expectation is decreasing, thus, it is maximized when all components of  $\mathcal{Y}(\nu)$  are as small as possible, i.e., 0. When this happens, this conditional expectation becomes equal to  $\mathbb{E}_i[\tau(b, h)]$ , since  $X_{\nu+1}, X_{\nu+2}, \dots$  are independent of  $\mathcal{F}_\nu$  and have the same distribution under  $\mathbb{P}_{\nu,i}$  as  $X_1, X_2, \dots$  under  $\mathbb{P}_i$ . ■

Combining the above results, we establish an upper bound for the Lorden delay of the proposed scheme.

*Theorem 4:* If  $W_{ij} = Y'_{ij}$  for every  $i, j \in [K], j \neq i$  and the conditions of Lemma 2 hold, then for every  $\delta > 0$  there is a constant  $C_\delta > 0$  so that, for every  $b > 0$  and  $h > 0$ ,

$$\mathcal{J}_i[\tau(b, h)] \leq \max\{b/I_i, h/I_i^*\}(1 + \delta) + C_\delta. \quad (50)$$

*Proof:* The proof follows directly by combining the lemmas of this subsection. ■

### B. False alarm control

Independently of the choice of the statistics  $W_i$ ,  $i \in [K]$ , by the definition of  $\tau(b, h)$  it is clear that, for any  $b, h \geq 0$ , it holds that  $\tau(b, h) \geq \sigma(b)$  and, in view of (17),

$$\mathbb{E}_\infty [\tau(b, h)] \geq e^b / K.$$

Thus, it is always possible to guarantee that the false alarm rate of  $\tau(b, h)$  does not exceed an arbitrary  $\alpha \in (0, 1)$  by simply selecting  $b$  to be larger than or equal to  $b_\alpha$ , which was defined in (18). Indeed, this is the approach typically taken in the literature, at least for the purpose of analysis. However, as we show in the next lemma, if the  $W_{ij}$ s are stochastically small under  $\mathbb{P}_\infty$ , then we also have a lower bound for the expected time to false alarm that is independent of  $b$  and exponential in  $h$ .

*Lemma 5:* If, for every  $i, j \in [K]$  such that  $j \neq i$ , there are  $Q_{ij}, q_{ij} > 0$  so that, for all  $n \in \mathbb{N}$ ,

$$\mathbb{P}_\infty (W_{ij}(n) \geq x) \leq Q_{ij} e^{-q_{ij}x}, \quad \forall x \geq 0, \quad (51)$$

then, for any  $b > 0$  and  $h > 0$ ,

$$\mathbb{E}_\infty [\tau(b, h)] \geq \frac{1}{2} \left( \sum_{i=1}^K \min_{j \neq i} \{Q_{ij} e^{-q_{ij}h}\} \right)^{-1}. \quad (52)$$

*Proof:* Appendix D. ■

Condition (51) is satisfied for all  $n \in \mathbb{N}$  in the case of the Vector CuSum, i.e., when  $W_{ij} = Y_i - Y_j$ . Indeed, for any such  $i, j, n \in \mathbb{N}$  and  $x \geq 0$ ,

$$\mathbb{P}_\infty(Y_i(n) - Y_j(n) \geq x) \leq \mathbb{P}_\infty(Y_i(n) \geq x) \leq e^{-x}, \quad (53)$$

where the second inequality is a well-known property of the CuSum statistic (restated in Appendix A). On the other hand, condition (51) is not, in general, satisfied in the case of the Matrix CuSum, i.e., when  $W_{ij} = Y_{ij}$ . Indeed, when  $\mathbb{E}_\infty[\ell_{ij}(n)] > 0$ ,  $Y_{ij}$  essentially behaves as a random walk with positive drift before the change. In the next theorem we show that condition (51) is always satisfied for the proposed scheme as long as condition (8) holds.

*Theorem 6:* If condition (8) holds, then for every  $i, j \in [K]$  such that  $j \neq i$  there are  $Q_{ij}, q_{ij} > 0$ , such that (51) holds for all  $n \in \mathbb{N}_0$  when  $W_{ij} = Y'_{ij}$ .

*Proof:* Appendix E. ■

In summary, the results of this section reveal that both the proposed diagnosis scheme and the Vector CuSum can control the false alarm rate below any user-specified value  $\alpha$  with a suitable selection of threshold  $h$  alone, independently of the value of  $b$ .

### C. False isolation control

To establish our main result regarding false isolation control, we need  $W_{ij}$  to be pathwise smaller than or equal to  $Y_{ij}$ , i.e.,

$$W_{ij}(n) \leq Y_{ij}(n) \quad \text{for all } n \in \mathbb{N} \quad (54)$$

for all  $i, j \in [K], j \neq i$ . This holds, trivially, for the Matrix CuSum and the proposed scheme, whereas it also holds for the Vector CuSum. In fact, in our analysis, we use the same technique as in the proof for the false isolation control of the Vector CuSum in (Nikiforov, 2000, Theorem 2), but, as we will see, our conclusions are somewhat different.

To state our results in the appropriate generality, we need to introduce, for each  $i, j \in [K], j \neq i$ , the fictitious statistic that utilizes the CuSum statistic  $Y_{ij}$ , instead of  $W_{ij}$ , after  $\nu$ , i.e.,

$$W_{ij}^\nu(n) \equiv \begin{cases} W_{ij}(n), & n \leq \nu, \\ \left(W_{ij}^\nu(n-1) + \ell_{ij}(n)\right)^+, & n > \nu, \end{cases} \quad (55)$$

and the stopping time

$$\tau_{ij}^\nu(h) \equiv \inf\{n > \nu : W_{ij}^\nu(n) \geq h\}. \quad (56)$$

Specifically, the statistic  $W_{ij}^\nu(n)$  is equal to  $W_{ij}(n)$  before the change occurs, and behaves like a CuSum statistic with initialization  $W_{ij}(\nu)$  after the change-point,  $\nu$ .

*Theorem 7:* Fix  $b > 0$ ,  $h \geq 1$ ,  $\nu \in \mathbb{N}_0$ ,  $i, j \in [K]$  with  $i \neq j$ . Let  $C_{ij} > 0$ ,  $c_{ij} \in (0, 1)$ . If  $W_{ij}$  satisfies (54) and

$$\mathbb{P}_\infty(W_{ij}(\nu) \geq x \mid \tau(b, h) > \nu) \leq C_{ij}e^{-c_{ij}x} \quad \text{for all } x \in (0, h], \quad (57)$$

and

$$\mathbb{P}_{\nu,j}(\tau_{ij}^\nu(h) > \tau_j(b, h) \mid \tau(b, h) > \nu) > 0, \quad (58)$$

then there exists a function

$$\phi_{ij} : (0, \infty) \rightarrow (0, \infty)$$

such that  $\phi_{ij}(h) \rightarrow 0$  as  $h \rightarrow \infty$ , and

$$\begin{aligned} \mathbb{P}_{\nu,j}(\hat{\tau}(b, h) = i \mid \tau(b, h) > \nu) \\ \leq e^{-h} \mathbb{E}_{\nu,j}[\tau_j(b, h) - \nu \mid \tau(b, h) > \nu] + \frac{C_{ij}}{1 - c_{ij}} e^{-c_{ij}h} (1 + \phi_{ij}(h)). \end{aligned} \quad (59)$$

*Proof:* Appendix F. ■

**Remark:** If condition (57) holds with  $c_{ij} \geq 1$ , then a tighter upper bound can be derived with minor adjustments to the proof.

To explore the implications of Theorem 7 we need to introduce some additional notation. Thus, for any family of real numbers

$$\mathbf{C} \equiv \{c_{ij} \in (0, 1), C_{ij} > 0 : i, j \in [K], i \neq j\}, \quad (60)$$

we introduce the set of numbers in  $\mathbb{N}_0$  for which (57) holds for all  $b > 0, h \geq 1$ :

$$N_{\mathbf{C}} \equiv \{n \in \mathbb{N}_0 : \mathbb{P}_\infty(W_{ij}(n) \geq x \mid \tau(b, h) > n) \leq C_{ij}e^{-c_{ij}x} \quad \forall x \in (0, h], b > 0, h \geq 1\}. \quad (61)$$

*Lemma 8:* If  $W_{ij}(0) = 0$  for every  $i \neq j$ , then  $0 \in N_{\mathbf{C}}$  for any  $\mathbf{C}$ . If  $m \in \mathbb{N}$  and condition (51) holds for every  $n \in [m]$ , then there is a  $\mathbf{C}$  so that  $[m] \subseteq N_{\mathbf{C}}$ .

*Proof:* The first claim is obvious. For the second, observe that, for every  $n \in \mathbb{N}$ ,

$$\mathbb{P}_\infty(W_{ij}(n) \geq x \mid \tau(b, h) > n) \leq \frac{\mathbb{P}_\infty(W_{ij}(n) \geq x)}{\mathbb{P}_\infty(\tau(b, h) > n)}. \quad (62)$$

By standard properties of the CuSum statistics,

$$\mathbb{P}_\infty(\tau(b, h) > n) \geq \mathbb{P}_\infty(\sigma(b) > n) > 0. \quad (63)$$

Therefore, if condition (51) holds for every  $n \in [m]$ , then there is a  $C$ , which depends on  $m$ , such that  $[m] \subseteq N_C$ . ■

**Remark:** As we showed earlier, (51) holds *uniformly in  $n$*  for the proposed procedure and the Vector CuSum. In view of this, we conjecture that, for these two schemes, there is a  $C$  such that  $N_C = \mathbb{N}_0$ . However, this cannot be shown with the previous argument, since

$$\inf_{n \in \mathbb{N}_0} \mathbb{P}_\infty(\sigma(b) > n) = 0. \quad (64)$$

We next specialize Theorem 7 to the proposed scheme.

*Corollary 8.1:* Let  $W_{ij} = Y'_{ij}$  for all  $i, j \in [K]$  such that  $j \neq i$ . Suppose that condition (8) holds, and the conditions of Lemma 2 hold for all  $i, j \in [K]$  such that  $j \neq i$ . Then, for any  $\alpha, \beta \in (0, 1)$  and any  $C$ , we can select  $h$  large enough so that

$$(\tau(b_\alpha, h), \hat{\tau}(b_\alpha, h)) \in \mathcal{C}(\alpha, \beta, N_C). \quad (65)$$

*Proof:* Appendix F. ■

**Remark:** A similar corollary of Theorem 7 can be stated for the Vector CuSum, i.e., when  $W_{ij} = Y_i - Y_j$  for every  $i \neq j$ . Indeed, the conditional expected delay in the upper bound of (59) can be upper bounded using (Nikiforov, 2000, Theorem 1). However, it is not clear whether condition (58) is satisfied for all  $\nu \in \mathbb{N}_0$ , at least for  $h$  large enough, in the case of the Vector CuSum. Even if it is, the corresponding corollary would not guarantee false isolation control uniformly in  $\nu \in \mathbb{N}_0$ , as it is implied by (Nikiforov, 2000, Theorem 2). The reason is that in the proof presented in Nikiforov (2000) the conditioning in (57) is ignored, but it is not clear to us whether this is indeed possible.

#### D. An asymptotic optimality property

We close this section by showing that the proposed procedure achieves the infimum in (4) to a first-order asymptotic approximation as  $\alpha$  goes to 0 sufficiently faster than  $\beta$ , for a given  $C$ .

*Theorem 9:* Let  $W_{ij} = Y'_{ij}$  for all  $i, j \in [K]$  such that  $j \neq i$  and suppose that (8), the conditions of Lemma 2 hold. Then, for any  $C$ , there is family of thresholds  $(h_\beta)$  such that, for all  $i \in [K]$ ,

$$\sup_{\nu \in N_C} \mathbb{P}_{\nu,i}(\hat{\tau}(b_\alpha, h_\beta) \neq i | \tau(b_\alpha, h_\beta) > \nu) \lesssim \beta, \quad \text{and} \quad (66)$$

$$\mathcal{J}_i[\tau(b_\alpha, h_\beta)] \sim \inf_{(T,D) \in \mathcal{C}(\alpha, \beta, N_C)} \mathcal{J}_i[T], \quad (67)$$

as  $\alpha, \beta \rightarrow 0$  such that

$$\log |\log \beta| \ll \log |\log \alpha| \ll |\log \beta|. \quad (68)$$

*Proof:* Appendix F. ■

## VII. DESIGN

The formulation of Section II suggests that thresholds  $b$  and  $h$  of a sequential change diagnosis procedure of the form (21)-(22) should be selected so that its false alarm rate does not exceed  $\alpha$ , i.e.,

$$\mathbb{E}_\infty[\tau(b, h)] \geq 1/\alpha, \quad (69)$$

where  $\alpha$  is a user-specified number in  $(0, 1)$ , and its worst-case conditional probability of false isolation does not exceed  $\beta$ , i.e.,

$$\max_{j \in [K]} \sup_{\nu \in \mathbb{N}_0} \mathbb{P}_{\nu,j}(\hat{\tau}(b, h) \neq j | \tau(b, h) > \nu) \leq \beta, \quad (70)$$

where  $\beta$  is a user-specified number in  $(0, 1)$ . As we have argued earlier, this quantity cannot, in general, become arbitrarily small for each scheme we consider in this work, even for very large values of  $b$  and  $h$ . Moreover, even for the schemes for which it can be controlled, the change-point for which the supremum is achieved is unknown. Therefore, in order to satisfy the second constraint, if it is even possible to do so, the conditional probability

$$\mathbb{P}_{\nu,j}(\hat{\tau}(b, h) \neq j | \tau(b, h) > \nu)$$

needs to be estimated, for various values of  $(b, h)$ , for a sufficiently large number of  $\nu$ s.

Motivated by these considerations, in this section we propose a novel method for selecting the thresholds  $b$  and  $h$ , which is more computationally efficient than the one described above, as it does not involve computation of conditional probabilities of false isolation. For this, we propose selecting  $b$  and  $h$  to satisfy, in addition to the false alarm constraint (69),

$$\mathcal{J}_i[\tau(b, h)] \leq r \max_{j \in [K]} \mathcal{L}_j(\alpha), \quad \text{for all } i \in [K], \quad (71)$$

for some user-specified constant  $r > 1$ , where  $\mathcal{L}_j(\alpha)$  is the optimal worst-case Lorden delay in  $\mathcal{C}(\alpha)$  when  $g = g_j$ , i.e.,

$$\mathcal{L}_j(\alpha) \equiv \inf_{(T,D) \in \mathcal{C}(\alpha)} \mathcal{J}_j[T] = \mathbb{E}_j[\sigma_j(b_j(\alpha))], \quad (72)$$

$b_j(\alpha)$  being the threshold  $b$  for which  $\mathbb{E}_\infty[\sigma_j(b)] = 1/\alpha$  (Moustakides et al. (1986)). In other words, we propose selecting  $b$  and  $h$  so that the maximum Lorden delay of  $\tau(b, h)$  can increase at most by a factor  $r$  relative to that of the optimal procedure that knows a priori the true post-change distribution.

More formally, given user-specified values of  $\alpha \in (0, 1)$  and  $r > 1$ , the set of thresholds  $(b, h)$  for which the average time to false alarm and detection delay conditions hold can be expressed as follows:

$$\mathcal{S}(\alpha, r) \equiv \bigcap_{i \in [K]} \mathcal{D}_i(\alpha, r) \cap \mathcal{A}(\alpha), \quad (73)$$

where  $\mathcal{A}(\alpha)$  is the set of pairs for which the false alarm constraint is satisfied, i.e.,

$$\mathcal{A}(\alpha) \equiv \{(b, h) : \mathbb{E}_\infty[\tau(b, h)] \geq 1/\alpha\}, \quad (74)$$

and, for  $i \in [K]$ ,  $\mathcal{D}_i(\alpha, r)$  is the set of pairs satisfying (71), i.e.,

$$\mathcal{D}_i(\alpha, r) \equiv \left\{ (b, h) : \mathcal{J}_i[\tau(b, h)] \leq r \max_{j \in [K]} \mathcal{L}_j(\alpha) \right\}. \quad (75)$$

Once  $\mathcal{S}(\alpha, r)$  is computed, a rather natural and intuitive selection for  $b$  and  $h$  in  $\mathcal{S}(\alpha, r)$  is to *select  $h$  as large as possible within this region, and to subsequently select  $b$  as large as possible given this choice of  $h$* . While this selection is not guaranteed to optimize (70), our simulations studies in the next section suggest that it can, at least, provide a good approximation to the true optimizer, whose computation is not feasible.

#### A. Computational considerations

The implementation of the proposed design requires, first of all, the computation, for every  $i \in [K]$ , of the optimal Lorden delay when the post-change is  $g_i$ , namely  $\mathcal{L}_i(\alpha)$ , defined in (72). This task can be performed easily using Monte Carlo simulation, or using existing approximations, such as Siegmund's corrected Brownian approximations (Siegmund (1979)).

Second, it requires the computation of the expected time to false alarm and the Lorden delay of the scheme of interest,  $\mathbb{E}_\infty[\tau(b, h)]$  and  $\mathcal{J}_i[\tau(b, h)]$ , for every  $i \in [K]$  and various values of  $b, h$ . This task is particularly simple for procedures that satisfy (46), i.e., for which

$$\mathcal{J}_i[\tau(b, h)] = \mathbb{E}_i[\tau(b, h)], \quad i \in [K], \quad (76)$$

such as the min-CuSum, the Matrix CuSum and the proposed scheme. Indeed, for these schemes, one simply needs to simulate paths of the sequence  $(X_n)$  under  $\mathbb{P}_\infty$  and  $\mathbb{P}_i$ ,  $i \in [K]$ , which allow the estimation of  $\mathbb{E}_\infty[\tau(b, h)]$  and  $\mathbb{E}_i[\tau(b, h)]$ , for  $i \in [K]$ , simultaneously for a grid of values of  $(b, h)$ .

On the other hand, for procedures that do not satisfy (46), such as the Generalized CuSum, its window-limited version, and the Vector CuSum, the Lorden delay can be impossible to estimate, and only a biased, low estimate of the Pollak delay may be obtainable in practice. Thus, it is not in general possible to have a fair comparison between a procedure that satisfies (46) and a procedure that does not.

In view of this, in our simulation studies in the next section we evaluate, for simplicity, the expected delay for these procedures only when  $\nu = 0$ , keeping in mind that this can be much smaller than the actual Lorden delay for procedures that do not satisfy (46).

### VIII. SIMULATION STUDIES

In this section we compare the min-CuSum, the Matrix CuSum, the Vector CuSum, the window-limited Generalized CuSum, and the proposed procedure in the multichannel setup of Subsection II-B. We focus on the case that there are two channels ( $d = 2$ ), with Gaussian pre-change and post-change distributions, specifically

$$p_i \equiv \mathcal{N}(0, 1), \quad q_i \equiv \mathcal{N}(1, 1), \quad (77)$$

and we consider two setups for this problem. In the first one the change can happen in only one of the two channels, i.e., (11) holds with  $K = d = 2$ . In the second, the change can also happen in both channels simultaneously, in which case  $K = 3$  and (12) holds.

#### A. Design

In both setups, we design each scheme according the method described in the previous section. Specifically, we fix  $\alpha = 1\%$  and consider several values of  $r$ . We consider  $b$  in increments of 0.01 starting from 0 and  $h$  in increments of 0.05 starting from 0.05.

To implement each of the above schemes, we first estimate, for each  $i \in [K]$ , the optimal Lorden delay in (72), with  $b_i(\alpha)$  replaced by the smallest  $b$  in our grid for which the estimate of  $\mathbb{E}_\infty[\sigma_i(b)]$  exceeds  $1/\alpha$ . The estimated thresholds and detection delays are provided in Table I and Table II.

Subsequently, for each diagnosis procedure, we estimate the regions  $\mathcal{D}_1(\alpha, r)$ ,  $\mathcal{D}_3(\alpha, r)$ , and  $\mathcal{A}(\alpha)$ , thereby obtaining  $\mathcal{S}(\alpha, r)$  for various values of  $r$ . This process is illustrated with figures for the proposed procedure and for the Matrix CuSum when  $r = 1.3$  and when  $r = 2$  in Appendix G.

For the Monte Carlo estimation of each of these quantities, i.e.,  $\mathbb{E}_\infty[\sigma_i(b)]$ ,  $\mathbb{E}_\infty[\tau(b, h)]$ , and  $\mathbb{E}_i[\tau(b, h)]$ ,  $i \in [K]$ , we simulate  $L = 5 \times 10^4$  paths of relevant statistics under  $\mathbb{P}_1$  and  $\mathbb{P}_3$  and  $0.1 \cdot L$  paths under  $\mathbb{P}_\infty$ .



We do not need to simulate any paths under  $\mathbb{P}_2$  due to its symmetry with  $\mathbb{P}_1$ . The standard error of the estimate of  $\mathbb{E}_\infty[\sigma_i(b)]$  is less than 1.4% in each case.

### B. Comparisons

Since it is not feasible to compute the worst-case conditional probability of misidentification in (70), we compare the various schemes based on their worst-case conditional probabilities of misidentification when  $\nu \in \{0, 10, \dots, 50\}$ , i.e.,

$$\max_{j \in [K]} \max_{\nu \in \{0, 10, \dots, 50\}} \mathbb{P}_{\nu, j}(\hat{\tau}(b, h) \neq j | \tau(b, h) > \nu) \quad (78)$$

For each scheme, we compute this quantity in two ways as far as it concerns the selection of  $b$  and  $h$ :

- using the proposed method in the previous section, i.e., the largest value of  $h$  in  $\mathcal{S}(\alpha, r)$ , and subsequently the largest value of  $b$  given this choice of  $h$ ,
- using the values of  $b$  and  $h$  that optimize (78) in  $\mathcal{S}(\alpha, r)$ .

The first method requires no additional simulation, after computing  $\mathcal{S}(\alpha, r)$ , whereas for the second task we simulate  $L$  paths of relevant statistics for the Monte Carlo estimation of each of the probabilities in (78).

The two different methods for selecting  $b$  and  $h$  provide indistinguishable results in all cases apart from that of the Matrix CuSum in the setup of a single fault, where (78) is optimized by a smaller  $h$  and a larger  $b$  compared to the ones obtained by the method of the previous section. Although the

TABLE I: Multichannel problem with single faults - optimal worst-case detection delay: Estimate (Standard Error)

	$b_i(\alpha)$	$\mathcal{J}_i[\sigma_i(b_i(\alpha))]$
$i = 1$	2.85	6.0797 (0.0166)

TABLE II: Multichannel problem with simultaneous faults - optimal worst-case detection delay: Estimate (Standard Error)

	$b_i(\alpha)$	$\mathcal{J}_i[\sigma_i(b_i(\alpha))]$
$i = 1, 2$	2.85	6.0965 (0.0165)
$i = 3$	3.04	3.7450 (0.0097)

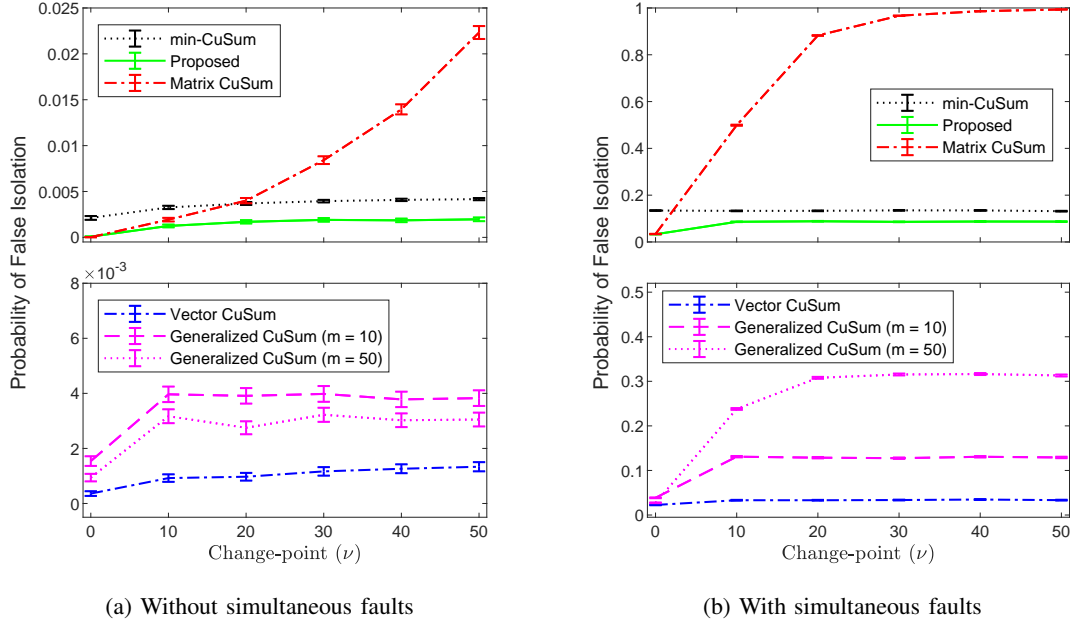


Fig. 4: Worst-case probabilities of false isolation (with respect to the type of change) plotted against the change-point  $\nu$  with  $\alpha = 1\%$  and  $r = 2$  in the multichannel problem without and with simultaneous faults, respectively. Standard errors of probability estimates provided as error bars.

difference is not dramatic, we present the results with the second choice of thresholds, making sure that all comparisons are fair for the Matrix CuSum.

In Fig. 4 we plot, for each scheme, the worst-case probability of false isolation

$$\max_{j \in [K]} \mathbb{P}_{\nu,j}(\hat{\tau}(b, h) \neq j | \tau(b, h) > \nu)$$

against  $\nu \in \{0, 10, \dots, 50\}$ , when  $r = 2$ , for the single fault and the simultaneous fault setup, respectively. These graphs suggest that (78) is a reasonable proxy for (70) for all schemes, apart from the Matrix CuSum. This means that using (78) instead of (70) in our comparisons is favorable to the Matrix CuSum.

### C. Results

In Fig. 5 we plot, for each scheme, the worst-case conditional probabilities of misidentification in (78) against  $r$  for the single fault and the simultaneous faults setup, respectively. As explained in the previous section, we compare separately the schemes that satisfy (46), i.e., the proposed procedure, Matrix CuSum, and min-CuSum, and those that do not, i.e., the Vector CuSum and the Generalized CuSum, since the constraints have different interpretations between the two groups.

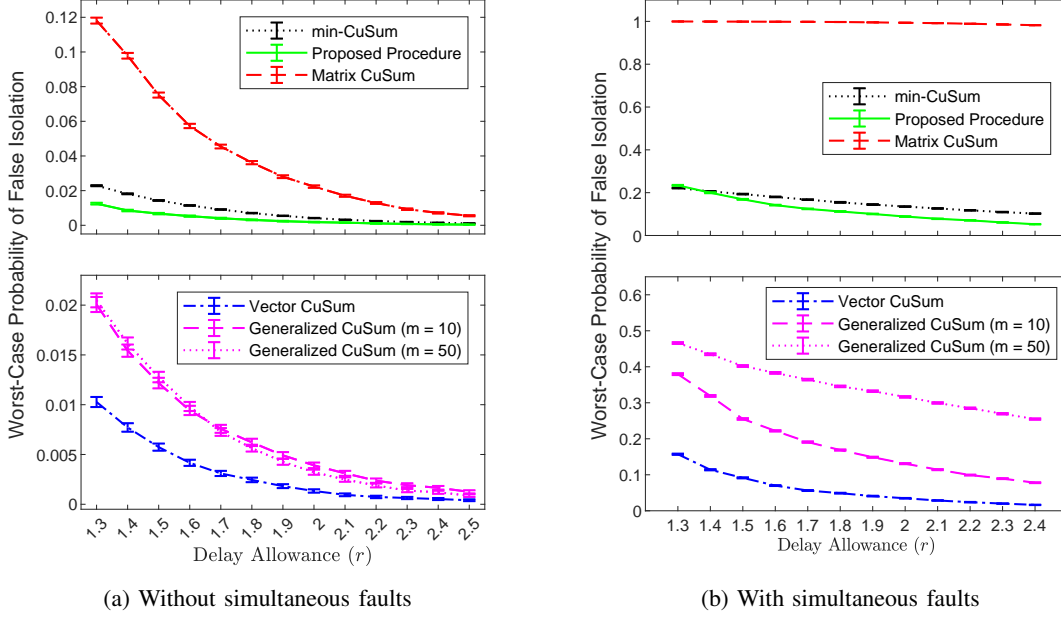


Fig. 5: Worst-case probabilities with respect to the change-point and post-change density as a function of the detection delay allowance factor  $r$  in the multichannel problem without and with simultaneous faults, respectively. Standard errors of probability estimates provided as error bars.

From these graphs we observe that, in both setups and for all values of  $r$ , the proposed scheme performs as well or better than the min-CuSum, and the latter performs better than the Matrix CuSum. However, in the single fault setup the differences between these schemes vanish as  $r$  increases. On the other hand, in the simultaneous fault setup the worst-case probability of the Matrix CuSum is very close to 1 even for large values of  $r$ , whereas for the two other schemes it is not much larger than 0.2 even for small values of  $r$ .

Moreover, we observe that, in both setups and for all values of  $r$ , the Vector CuSum performs better than the window-limited Generalized CuSum, independently of the choice of window size,  $m$ , in the latter. However, in the single fault setup the choice of  $m$  does not make any practical difference, whereas the difference between the two schemes vanishes as  $r$  increases. On the other hand, in the simultaneous fault setup a larger  $m$  leads to substantially worse misidentification probability for the Generalized CuSum and, even with a smaller value of  $m$ , the Generalized CuSum performs substantially worse than the Vector CuSum.

## IX. CONCLUSION

In this paper we revisit the problem of sequential change diagnosis and we propose a novel procedure that enjoys the various statistical and practical advantages of existing approaches in the literature. We analyze it theoretically and propose a method for its design that does not require the estimation of (small) probabilities, nor the simulation of quantities over multiple change-points. Both this theoretical analysis and this practical design are formulated for a more general family of sequential change diagnosis procedures in the literature.

A natural follow-up to this work is an investigation into our conjecture that the proposed scheme guarantees uniform error control over all possible change-points. Other directions include extensions of the proposed method to non-iid setups and/or composite (non-discrete) post-change scenarios, as well as the application of the proposed adaptive window to the Generalized CuSum algorithm. Finally, the numerical studies in this work seem to support the use of a pure sequential change detection algorithm, namely the min-CuSum, for the sequential change-diagnosis problem, complementing certain existing works in the literature (Warner and Fellouris (2022); Han and Tsung (2007)). This is a topic we plan to consider in more detail in the future.

## APPENDIX A

### PROPERTIES OF CUSUM STATISTICS

Throughout all following appendices we use the following notation for the sums of log-likelihood ratios for  $n \in \mathbb{N}$ :

$$\begin{aligned} Z_i(n) &\equiv \sum_{k=1}^n \ell_i(k), \\ Z_{ij}(n) &\equiv \sum_{k=1}^n \log \ell_{ij}(k). \end{aligned} \tag{79}$$

and we further denote partial sums by

$$\begin{aligned} Z_i(n, m) &\equiv Z_i(n) - Z_i(m), \\ Z_{ij}(n, m) &\equiv Z_{ij}(n) - Z_{ij}(m). \end{aligned} \tag{80}$$

By defining the above quantities, we may conveniently express the CuSum in the two following ways,

$$Y_i(n) = \max_{0 \leq k \leq n} Z_i(n, k), \tag{81}$$

and

$$Y_i(n) = Z_i(n) - \min_{0 \leq k \leq n} Z_i(k), \tag{82}$$

with similar expressions obtained for  $Y_{ij}$  by replacing  $Z_i$  with  $Z_{ij}$ .

*Lemma 10:* For each  $i, j \in [K]$  with  $i \neq j$ ,

$$Y_i(n) - Y_j(n) \leq Y_{ij}(n), \quad \forall n \in \mathbb{N}. \quad (83)$$

*Proof:* By (82) we have

$$\begin{aligned} Y_i(n) - Y_j(n) &= \max_{0 \leq k \leq n} Z_i(n, k) - \max_{0 \leq k \leq n} Z_j(n, k) \\ &\leq \max_{0 \leq k \leq n} Z_{ij}(n, k) = Y_{ij}(n). \end{aligned}$$

■

*Lemma 11:* For each  $i, j \in [K]$  with  $i \neq j$ , for all  $x \geq 0$  and  $n \in \mathbb{N}$  we have

$$\mathbb{P}_\infty(Y_i(n) \geq x) \leq e^{-x}.$$

If also  $\psi_{ij}$  exists around zero and

$$\mathbb{E}_\infty[\ell_{ij}(1)] < 0, \quad (84)$$

then

$$\mathbb{P}_\infty(Y_{ij}(n) \geq x) \leq e^{-r_{ij}x}$$

where  $r_{ij}$  is the positive root of  $\psi_{ij}$ .

*Proof:* For all  $x > 0$  and  $n \in \mathbb{N}$

$$\begin{aligned} \mathbb{P}_\infty(Y_i(n) \geq x) &= \mathbb{P}_\infty\left(\max_{0 \leq m \leq n} Z_i(n, m) \geq x\right) \\ &= \mathbb{P}_\infty\left(\max_{0 \leq m \leq n} Z_i(m) \geq x\right) \leq e^{-x}, \end{aligned}$$

where the second equality follows by the random walk property and the inequality holds by Ville's supermartingale inequality and the fact that  $\{\exp[Z_i(n)], n \in \mathbb{N}\}$  is a  $\mathbb{P}_\infty$ -martingale with mean 1.

By (84) it follows that  $\{\exp[r_{ij}Z_{ij}(n)], n \in \mathbb{N}\}$  is a positive martingale with expectation 1 under  $\mathbb{P}_\infty$ , where  $r_{ij}$  is the positive root of  $\psi_{ij}$ , and observe that

$$\begin{aligned} \mathbb{P}_\infty(Y_{ij}(n) \geq x) &= \mathbb{P}_\infty\left(\max_{0 \leq s \leq n} Z_{ij}(n, s) \geq x\right) \\ &= \mathbb{P}_\infty\left(\max_{0 \leq s \leq n} Z_{ij}(s) \geq x\right) \leq e^{-r_{ij}x}, \end{aligned}$$

where the second equality follows from the random walk property the inequality follows from Ville's supermartingale inequality.

■

For the next lemma, we introduce the first regeneration time of  $Y_i$  for each  $i \in [K]$ :

$$\eta_i \equiv \inf\{n \in \mathbb{N} : Y_i(n) = 0\} \quad (85)$$

and we note that

$$a_i \equiv \sup_{\theta \in (0,1)} |\psi_i(\theta)| > 0 \quad (86)$$

for each  $i \in [K]$ , where  $\psi_i$  is the cumulant generating function of  $\ell_i(1)$  under  $\mathbb{P}_\infty$ , i.e.,

$$\psi_i(\theta) \equiv \log(\mathbb{E}_\infty[\exp[\theta \ell_i(1)]]), \quad \theta \in \mathbb{R}.$$

*Lemma 12:* For each  $i \in [K]$ , the first regeneration time  $\eta_i$  is small under  $\mathbb{P}_\infty$  in the sense that

$$\mathbb{P}_\infty(\eta_i > n) \leq e^{-a_i n} \quad \forall n \in \mathbb{N},$$

and consequently

$$\mathbb{E}_\infty[(\eta_i)^m] \leq \frac{e^{a_i}}{a_i^m} m! \quad \text{for all } m \in \mathbb{N}. \quad (87)$$

*Proof:* For every  $n \in \mathbb{N}$ ,

$$\begin{aligned} \{\eta_i > n\} &= \{Y_i(m) > 0 \text{ for all } m \in [n]\} \\ &= \{Z_i(m) > 0 \text{ for all } m \in [n]\} \\ &\subseteq \{Z_i(n) > 0\}. \end{aligned}$$

The first equality follows from definitions. The second equality can be easily verified by writing  $Y_i(m)$  in the form (82), and the inequality is obvious. Since  $\{\ell_i(n), n \in \mathbb{N}\}$  is an iid sequence with negative expectation under  $\mathbb{P}_\infty$  and  $\psi_i(1) = 0$ , by the Chernoff bound we have

$$\mathbb{P}_\infty(\eta_i > n) \leq \mathbb{P}_\infty(Z_i(n) > 0) \leq e^{-a_i n} \quad \forall n \in \mathbb{N}.$$

This condition implies that  $\eta_i$  is stochastically smaller than a Geometric random variable with success probability  $1 - e^{-a_i}$ . Specifically, if  $G$  is distributed as  $\text{Geom}(1 - e^{-a_i})$ , then

$$\mathbb{P}_\infty(\eta_i > n) \leq \mathbb{P}_\infty(G > n), \quad \text{for all } n \in \mathbb{N}_0,$$

from which it follows that

$$\mathbb{E}_\infty[\eta_i^m] \leq \mathbb{E}_\infty[G^m] \quad \text{for all } m \in \mathbb{N}.$$

Moreover, by routine calculation,

$$\begin{aligned}
\mathbb{E}_\infty[G^m] &= m \int_0^\infty t^{m-1} \mathbb{P}_\infty(G > t) dt \\
&= m \int_0^\infty t^{m-1} e^{-a_i \lfloor t \rfloor} dt \\
&\leq m \int_0^\infty t^{m-1} e^{-a_i(t-1)} dt \\
&= \frac{m e^{a_i}}{a_i^m} \int_0^\infty u^{m-1} e^{-u} du = \frac{e^{a_i} m!}{a_i^m},
\end{aligned}$$

and in particular,

$$\mathbb{E}_\infty[\eta_i^m] \leq \frac{e^{a_i} m!}{a_i^m}.$$

■

## APPENDIX B

### PROPERTIES OF CUSUM STOPPING TIMES

Throughout this Appendix, we fix  $b, h > 0$  and  $i, j \in [K]$  such that  $i \neq j$ . Moreover, we introduce the following quantity:

$$\omega_{ij} \equiv \sup_{t \geq 0} \mathbb{E}_j[\ell_{ij}(1) - t | \ell_{ij}(1) \geq t].$$

That is,  $\omega_{ij}$  is a bound for the expected overshoot of the random walk  $Z_{ij}$  above a threshold under  $\mathbb{P}_j$ .

We recall from Section III that  $\sigma_i(b)$  is the CuSum stopping time, with threshold  $b$ , for detecting a change from  $f$  to  $g_i$ , and we introduce the CuSum stopping time, with threshold  $h$ , for detecting a change from  $g_j$  to  $g_i$ , i.e.,

$$\sigma_{ij}(h) \equiv \inf\{n \in \mathbb{N} : Y_{ij}(n) \geq h\}.$$

We denote by  $U_{ij}(x; h)$  the expectation of  $\sigma_{ij}(h)$  under  $\mathbb{P}_j$  when  $Y_{ij}$  is initialized from some  $x \geq 0$ , i.e.,

$$U_{ij}(x; h) \equiv \mathbb{E}_j[\sigma_{ij}(h) | Y_{ij}(0) = x], \quad x \geq 0. \quad (88)$$

Clearly  $U_{ij}(\cdot; h)$  is a non-increasing function, so that

$$U_{ij}(x; h) \leq U_{ij}(0; h) \equiv \mathbb{E}_j[\sigma_{ij}(h)], \quad \text{for all } x \geq 0.$$

By standard properties of the CuSum test (see (Tartakovsky et al., 2014, Section 8.2.6)) it follows that

$$U_{ij}(0; h) = \mathbb{E}_j[\sigma_{ij}(h)] \geq e^h, \quad (89)$$

and that

$$U_{ij}(x; h) \geq u_{ij}(x; h), \quad x \in [0, h], \quad (90)$$

where the function  $u_{ij}$  is defined as follows:

$$u_{ij}(x; h) \equiv \frac{x - e^{-(h-x)}(h + \omega_{ij})}{I_{ji}} + (1 - e^{-(h-x)}) U_{ij}(0; h), \quad x \geq 0. \quad (91)$$

Note that  $u_{ij}$  is a differentiable function with derivative

$$-u'_{ij}(x; h) = \frac{-1}{I_{ji}} + \frac{h + \omega_{ij}}{I_{ji}} e^{x-h} + U_{ij}(0; h) e^{x-h}. \quad (92)$$

Moreover, it follows that

$$-u'_{ij}(x; h) \leq \left( \frac{h + \omega_{ij}}{I_{ji}} + U_{ij}(0; h) \right) e^{x-h}, \quad x \in [0, h]. \quad (93)$$

For  $h \geq 1$ ,

$$U_{ij}(x; h) \mathbb{1}(\{x \leq h\}) \geq u_{ij}(x; h) \quad \text{for all } x \geq 0. \quad (94)$$

Indeed, since  $-e^x \leq -(x+1)$  for every  $x \in \mathbb{R}$ , we have

$$u_{ij}(x; h) \leq \frac{(x-h)(1-h)}{I_{ji}}, \quad x \geq h,$$

and, consequently, for  $h \geq 1$ ,

$$u_{ij}(x; h) \leq 0 \quad \text{for all } x \geq h.$$

## APPENDIX C

*Proof of Lemma 1:* Fix  $\delta > 0$ . Set

$$D(b, h) \equiv \max\{b/I_i, h/I_i^*\}(1 + \delta),$$

and observe that

$$\begin{aligned} \mathbb{E}_i[\tau_i(b, h)] &= \sum_{n=0}^{\infty} \mathbb{P}_i(\tau_i(b, h) > n) \\ &\leq \lceil D(b, h) \rceil + \sum_{n \geq \lceil D(b, h) \rceil} \mathbb{P}_i(\tau_i(b, h) > n). \end{aligned} \quad (95)$$

For every  $n \in \mathbb{N}$  we have

$$\begin{aligned} &\{\tau_i(b, h) > n\} \\ &= \bigcap_{m=1}^n \left\{ Y_i(m) < b \quad \text{or} \quad \min_{j \in [K]: j \neq i} W_{ij}(m) < h \right\} \\ &\subseteq \left\{ Y_i(n) < b \quad \text{or} \quad \min_{j \in [K]: j \neq i} W_{ij}(n) < h \right\} \\ &= \bigcup_{\substack{j \in [K] \\ j \neq i}} \{W_{ij}(n) < h\} \cup \{Y_i(n) < b\}. \end{aligned}$$



For  $n > D(b, h)$  we have

$$b < n \frac{I_i}{1 + \delta} \quad \& \quad h < n \frac{I_i^*}{1 + \delta} \leq n \frac{I_{ij}}{1 + \delta}$$

for every  $j \in [K]$  such that  $j \neq i$ , and consequently,

$$\begin{aligned} & \{\tau_i(b, h) > n\} \\ & \subseteq \bigcup_{\substack{j \in [K] \\ j \neq i}} \left\{ W_{ij}(n) < n \frac{I_{ij}}{1 + \delta} \right\} \cup \left\{ Y_i(n) < n \frac{I_i}{1 + \delta} \right\} \end{aligned}$$

for every  $n > D(b, h)$ . Combining this with (95) we obtain

$$\begin{aligned} \mathbb{E}_i[\tau_i(b, h)] & \leq \lceil D(b, h) \rceil \\ & + \sum_{n=1}^{\infty} \mathbb{P}_i(Y_i(n) < n I_i (1 + \delta)^{-1}) \\ & + \sum_{n=1}^{\infty} \sum_{\substack{j \in [K] \\ j \neq i}} \mathbb{P}_i(W_{ij}(n) < n I_{ij} (1 + \delta)^{-1}). \end{aligned} \tag{96}$$

The third term in the upper bound converges by assumption. Moreover, since  $Y_i(n) \geq Z_i(n)$  for every  $n \in \mathbb{N}$  and by the Chernoff bound it follows that  $\mathbb{P}_i(Z_i(n) \leq \rho n)$  is an exponentially decaying sequence for every  $\rho < I_i$ , we conclude that  $\mathbb{P}_i(Y_i(n) \leq \rho n)$  is also an exponentially decaying sequence for every  $\rho < I_i$ . Therefore, the second series in the upper bound converges, and this completes the proof. ■

*Proof of Lemma 2:* For every  $n \in \mathbb{N}$  we have

$$\begin{aligned} \min_{R_i(n) \leq k \leq n} Z_{ij}(k) & \leq Z_{ij}(R_i(n)) \\ & = \sum_{m=1}^{R_i(n)} \ell_{ij}(m) \leq \sum_{m=1}^{R_i(\infty)} |\ell_{ij}(m)|, \end{aligned}$$

where  $R_i(\infty)$  is the final regeneration time of  $Y_i$ , i.e.,

$$R_i(\infty) \equiv \sup\{n \in \mathbb{N} : Y_i(n) = 0\},$$

and  $Z_i$  is defined in (79). Consequently,

$$\begin{aligned} Y'_{ij}(n) & = \max_{R_i(n) \leq k \leq n} Z_{ij}(n, k) \\ & = Z_{ij}(n) - \min_{R_i(n) \leq k \leq n} Z_{ij}(k) \\ & \geq Z_{ij}(n) - \sum_{m=1}^{R_i(\infty)} |\ell_{ij}(m)|. \end{aligned}$$

Let  $\rho \in (0, I_{ij})$ . Then there is a  $\delta > 0$  such that  $\rho + \delta < I_{ij}$ , and as a result we have

$$\begin{aligned} \mathbb{P}_i(Y'_{ij}(n) \leq \rho n) &\leq \mathbb{P}_i(Z_{ij}(n) \leq (\rho + \delta)n) \\ &\quad + \mathbb{P}_i\left(\sum_{m=1}^{R_i(\infty)} |\ell_{ij}(m)| \geq n\delta\right). \end{aligned}$$

By the Chernoff bound, the first term in the upper bound goes to 0 exponentially fast in  $n$ . Thus, it remains to show that the second term is summable, for which it suffices to show that

$$\mathbb{E}_i \left[ \sum_{m=1}^{R_i(\infty)} |\ell_{ij}(m)| \right] < \infty.$$

By the first assumption of the lemma we have

$$\|\ell_{ij}(1)\|_p \equiv \sqrt[p]{\mathbb{E}_i[|\ell_{ij}(1)|^p]} < \infty,$$

and as a result

$$\begin{aligned} \mathbb{E}_i \left[ \sum_{m=1}^{R_i(\infty)} |\ell_{ij}(m)| \right] &= \sum_{m=1}^{\infty} \mathbb{E}_i[|\ell_{ij}(m)| \mathbf{1}(\{R_i(\infty) \geq m\})] \\ &\leq \|\ell_{ij}(1)\|_p \sum_{m=1}^{\infty} \sqrt[q]{\mathbb{P}_i(R_i(\infty) \geq m)} \end{aligned}$$

where  $q \equiv p/(p-1)$ , the equality follows by Tonelli's theorem, and the inequality by Hölder's inequality. Therefore, it suffices to show that the series in the upper bound converges. By the second assumption of the lemma there is an  $\epsilon > 0$  such that

$$\mathbb{E}_i \left[ (\ell_i^-(1))^{2+\epsilon+q} \right] < \infty,$$

and by (Janson, 1986, Theorem 1) it follows that

$$\mathbb{E}_i[(R_i(\infty))^{1+\epsilon+q}] < \infty,$$

or equivalently

$$\sum_{m=1}^{\infty} m^{\epsilon+q} \mathbb{P}_i(R_i(\infty) \geq m) < \infty.$$

As a result, there is some  $s \in \mathbb{N}$  such that

$$m^{\epsilon+q} \mathbb{P}_i(R_i(\infty) \geq m) < 1 \quad \text{for all } m \geq s,$$

and this further implies that

$$\sum_{m=s}^{\infty} \sqrt[q]{\mathbb{P}_i(R_i(\infty) \geq m)} \leq \sum_{m=s}^{\infty} m^{-(1+\epsilon/q)} < \infty,$$

which completes the proof. ■

## APPENDIX D

*Proof of Lemma 5:* We fix  $b, h > 0$  and observe that the assumption of the Lemma implies that, for all  $i, j \in [K], j \neq i$ ,

$$\sup_{n \in \mathbb{N}_0} \mathbb{P}_\infty(W_{ij}(n) \geq h) \leq Q_{ij} e^{-q_{ij}h}.$$

As a result, for every  $i \in [K]$  we have

$$\sup_{n \in \mathbb{N}_0} \mathbb{P}_\infty \left( \min_{j \in [K]: j \neq i} W_{ij}(n) \geq h \right) \leq G_i(h),$$

where

$$G_i(h) \equiv \min_{j \in [K]: j \neq i} \left\{ Q_{ij} e^{-q_{ij}h} \right\}.$$

Since also

$$\tau(b, h) \geq \inf \left\{ n \in \mathbb{N} : \max_{i \in [K]} \min_{j \in [K]: j \neq i} W_{ij}(n) \geq h \right\},$$

for every  $n \in \mathbb{N}$  we have

$$\begin{aligned} \mathbb{P}_\infty(\tau(b, h) \leq n) &\leq \sum_{m=1}^n \sum_{i=1}^K \mathbb{P}_\infty \left( \min_{j \in [K]: j \neq i} W_{ij}(m) \geq h \right) \\ &\leq \sum_{m=1}^n \sum_{i=1}^K G_i(h) \equiv nG(h), \end{aligned}$$

and, consequently,

$$\mathbb{P}_\infty(\tau(b, h) > n) \geq (1 - nG(h))^+.$$

As a result,

$$\begin{aligned} \mathbb{E}_\infty [\tau(b, h)] &= \sum_{n=0}^{\infty} \mathbb{P}_\infty(\tau(b, h) > n) \\ &\geq \sum_{n=0}^{\infty} (1 - nG(h))^+ \\ &= \sum_{n=0}^{\lfloor 1/G(h) \rfloor} (1 - nG(h)) \geq \frac{1}{2G(h)}, \end{aligned}$$

which is what we wanted to show. ■

## APPENDIX E

*Proof of Theorem 6:* Throughout the proof, we fix arbitrary  $x > 0$  and  $n \in \mathbb{N}_0$ . Since, by definition,  $Y'_{ij} \leq Y_{ij}$ , we have

$$\mathbb{P}_\infty(Y'_{ij}(n) \geq x) \leq \mathbb{P}_\infty(Y_{ij}(n) \geq x),$$

and the result follows from Lemma 11 when  $\mathbb{E}_\infty[\ell_{ij}(1)] < 0$ . Thus, in the remainder of the proof we focus on the case that  $\mathbb{E}_\infty[\ell_{ij}(1)] \geq 0$ . By the definition of  $Y'_{ij}$  and the total probability law, for any  $\delta > 0$  we have

$$\begin{aligned} \mathbb{P}_\infty(Y'_{ij}(\nu) \geq x) &\leq \mathbb{P}_\infty\left(\max_{\nu-\delta x < s \leq \nu} Z_{ij}(\nu, s) \geq x\right) \\ &\quad + \mathbb{P}_\infty(\nu - R_i(\nu) \geq \delta x). \end{aligned} \tag{97}$$

We start by upper bounding the first term in the right-hand side of (97). Since  $\{Z_{ij}(n), n \in \mathbb{N}\}$  is a random walk under  $\mathbb{P}_\infty$ ,

$$\mathbb{P}_\infty\left(\max_{\nu-\delta x < s \leq \nu} Z_{ij}(\nu, s) \geq x\right) = \mathbb{P}_\infty\left(\max_{1 \leq s \leq \delta x} Z_{ij}(s) \geq x\right).$$

By assumption,  $\psi_{ij}$  is finite around zero, so  $\psi_{ij}(\theta) < \infty$  for  $\theta > 0$  small enough. For any such  $\theta$ ,

$$\{\exp[\theta Z_{ij}(n)], n \in \mathbb{N}\}$$

is a positive submartingale under  $\mathbb{P}_\infty$ , as can be seen by combining Jensen's inequality with the fact that  $\mathbb{E}_\infty[\ell_{ij}(1)] \geq 0$ , and by Doob's submartingale inequality it follows that

$$\mathbb{P}_\infty\left(\max_{1 \leq s \leq \delta x} Z_{ij}(s) \geq x\right) \leq \exp[-\theta x + \lfloor \delta x \rfloor \psi_{ij}(\theta)]. \tag{98}$$

Since  $\mathbb{E}_\infty[\ell_{ij}(1)] \geq 0$ , by the strict convexity of  $\psi_{ij}$  it follows that  $\psi_{ij}(\theta) > 0$  for  $\theta > 0$  small enough. Therefore, since also  $\lfloor x\delta \rfloor > 0$ , we can rewrite (98) as

$$\mathbb{P}_\infty\left(\max_{1 \leq s \leq \delta x} Z_{ij}(s) \geq x\right) \leq \exp[-(\theta - \delta \psi_{ij}(\theta))x]. \tag{99}$$

We continue with the second term in the right-hand side of (97). By Markov's inequality, for any  $\theta > 0$ ,

$$\begin{aligned} \mathbb{P}_\infty(\nu - R_i(\nu) \geq \delta x) &\leq e^{-\theta \delta x} \mathbb{E}_\infty\left[e^{\theta(\nu - R_i(\nu))}\right] \\ &= e^{-\theta \delta x} \sum_{m=0}^{\infty} \frac{\theta^m}{m!} \mathbb{E}_\infty[(\nu - R_i(\nu))^m], \end{aligned}$$

where the equality follows from a Taylor series expansion and the Monotone Convergence Theorem.

Since  $\nu - R_i(\nu)$  is the age at time  $\nu$  of a discrete renewal process whose events are the regenerations of  $\{Y_i(n), n \in \mathbb{N}\}$ , by Lorden's inequality (see (Lorden, 1970, Theorem 3) and the comments therein), for every  $m \in \mathbb{N}$  and  $\nu \in \mathbb{N}$  we have:

$$\mathbb{E}_\infty [(\nu - R_i(\nu))^m] \leq \frac{m+2}{m+1} \frac{\mathbb{E}_\infty[\eta_i^{m+1}]}{\mathbb{E}_\infty[\eta_i]},$$

where  $\eta_i$  is the first regeneration time of the sequence  $\{Y_i(n), n \in \mathbb{N}\}$ , defined in (85). By Lemma 12 we then conclude that

$$\mathbb{P}_\infty(\nu - R_i(\nu) \geq \delta x) \leq \frac{e^{-\theta \delta x} e^{a_i}}{\mathbb{E}_\infty[\eta_i] a_i} \sum_{m=0}^{\infty} (\theta/a_i)^m (m+2),$$

where  $a_i$  is defined in (86), which means that, for every  $\theta < a_i$ , there is a constant  $K_\theta > 0$ , which does not depend on  $x$  or  $\delta$ , such that

$$\mathbb{P}_\infty(\nu - R_i(\nu) \geq \delta x) \leq K_\theta e^{-\theta \delta x}. \quad (100)$$

Combining (99) and (100) we conclude that, for every  $\theta \in (0, a_i)$  such that  $\psi_{ij}(\theta) < \infty$ ,

$$\mathbb{P}_\infty(Y'_{ij}(\nu) \geq x) \leq e^{-x(\theta - \delta \psi_{ij}(\theta))} + K_\theta e^{-\theta \delta x}.$$

The above inequality implies the desired result once we select a sufficiently small  $\theta \in (0, a_i)$  so that  $\psi_{ij}(\theta) < \infty$  and then a sufficiently small  $\delta > 0$  so that  $\theta - \delta \psi_{ij}(\theta) > 0$ , or equivalently  $\delta \in (0, \theta/\psi_{ij}(\theta))$ , recalling that  $\psi_{ij}(\theta) > 0$  for  $\theta > 0$  by strict convexity. ■

## APPENDIX F

We present a lemma to help us in the proof of the Theorem.

*Lemma 13:* Let  $T_1, T_2$  be  $\mathbb{N}$ -valued random variables on a probability space with a probability measure  $\mathbb{P}$  and finite expectation  $\mathbb{E}[T_i] < \infty, i = 1, 2$ . If  $\mathbb{P}(T_1 > T_2) > 0$ , then

$$\mathbb{P}(T_1 > T_2) = \frac{\mathbb{E}[T_1 - (T_2 \wedge T_1)]}{\mathbb{E}[T_1 - T_2 | T_1 > T_2]}.$$

*Proof:* It suffices to observe that

$$\mathbb{E}[T_1 - (T_2 \wedge T_1)] = \mathbb{E}[T_1 - (T_2 \wedge T_1) | T_1 > T_2] \times \mathbb{P}(T_1 > T_2) \quad (101)$$

and also that

$$\mathbb{E}[T_1 - (T_2 \wedge T_1) | T_1 > T_2] = \mathbb{E}[T_1 - T_2 | T_1 > T_2].$$
■

Now, proceeding with the proof of the Theorem, we follow similar steps as in the proof of (Nikiforov, 2000, Theorem 2).

*Proof of Theorem 7:* Throughout this proof, for simplicity we write  $\tau_i, \tau, \hat{\tau}$ , instead of  $\tau_i(b, h), \tau(b, h), \hat{\tau}(b, h)$ , respectively, but it is important to keep this dependence in mind. By the definition of  $\tau$  and  $\hat{\tau}$  in (22),

$$\{\hat{\tau} = i\} \subseteq \{\tau_i \leq \tau_j\}.$$

Moreover, since  $\tau \leq \tau_i$ , on the event  $\{\tau > \nu\}$  we have

$$\begin{aligned} \tau_i &= \inf\{n > \nu : Y_i \geq b, W_{ik}(n) \geq h, \forall k \in [K], k \neq i\} \\ &\geq \inf\{n > \nu : W_{ij}(n) \geq h\} \\ &\geq \inf\{n > \nu : W_{ij}^\nu(n) \geq h\} = \tau_{ij}^\nu, \end{aligned}$$

where the last inequality holds because, by the assumption that (54) holds and the definition of  $W_{ij}^\nu$  in (55),

$$W_{ij}(n) \leq W_{ij}^\nu(n) \quad \text{for all } n \in \mathbb{N}, \quad (102)$$

and the last equality is simply the definition of  $\tau_{ij}^\nu$  in (56). Therefore,

$$\{\hat{\tau} = i, \tau > \nu\} \subseteq \{\tau_i \leq \tau_j, \tau > \nu\} \subseteq \{\tau_{ij}^\nu \leq \tau_j, \tau > \nu\},$$

and consequently

$$\mathbb{P}_{\nu,j}(\hat{\tau} = i \mid \tau > \nu) \leq \mathbb{P}_{\nu,j}(\tau_{ij}^\nu \leq \tau_j \mid \tau > \nu). \quad (103)$$

Using assumption (58) of Theorem 7 and applying Lemma 13 with  $\mathbb{P} \equiv \mathbb{P}_{\nu,j}(\cdot \mid \tau > \nu)$ , we have

$$\begin{aligned} \mathbb{P}_{\nu,j}(\tau_{ij}^\nu \leq \tau_j \mid \tau > \nu) &= 1 - \mathbb{P}_{\nu,j}(\tau_{ij}^\nu > \tau_j \mid \tau > \nu) \\ &= 1 - \frac{\mathbb{E}_{\nu,j}[\tau_{ij}^\nu - \tau_j \wedge \tau_{ij}^\nu \mid \tau > \nu]}{\mathbb{E}_{\nu,j}[\tau_{ij}^\nu - \tau_j \mid \tau > \nu, \tau_{ij}^\nu > \tau_j]}. \end{aligned} \quad (104)$$

We proceed by further lower bounding the denominator. Since  $\tau \leq \tau_j$ , on the event  $\{\tau > \nu, \tau_{ij}^\nu > \tau_j\}$  we have

- $\nu < \tau \leq \tau_j < \tau_{ij}^\nu$ ,
- $\tau_{ij}^\nu - \tau_j$  is a function of  $W_{ij}^\nu(\tau_j)$  and  $\{X_n, n > \tau_j\}$

and, as a result,

$$\mathbb{E}_{\nu,j}[\tau_{ij}^\nu - \tau_j \mid \tau > \nu, \tau_{ij}^\nu > \tau_j, \mathcal{F}_{\tau_j}] = U_{ij}(W_{ij}^\nu(\tau_j); h) \cdot \mathbb{1}(\{\tau > \nu, \tau_{ij}^\nu > \tau_j\}) \quad (105)$$

where  $U_{ij}$  is defined as in (88). Since  $W_{ij}^\nu(\tau_j) < h$  on  $\{\tau_{ij}^\nu > \tau_j > \nu\}$  and the function  $U_{ij}(\cdot; h)$  is non-increasing, we further obtain

$$\mathbb{E}_{\nu,j}[\tau_{ij}^\nu - \tau_j \mid \tau > \nu, \tau_{ij}^\nu > \nu, \mathcal{F}_{\tau_j}] \leq U_{ij}(0; h) = \mathbb{E}_j[\sigma_{ij}],$$

and, by the law of iterated expectation, we conclude that:

$$\mathbb{E}_{\nu,j}[\tau_{ij}^\nu - \tau_j \mid \tau > \nu, \tau_{ij}^\nu > \nu] \leq \mathbb{E}_j[\sigma_{ij}]. \quad (106)$$

Combining (103)-(106), we obtain

$$\begin{aligned} \mathbb{P}_{\nu,j}(\hat{\tau} = i \mid \tau > \nu) &\leq 1 - \frac{\mathbb{E}_{\nu,j}[\tau_{ij}^\nu - \tau_j \wedge \tau_{ij}^\nu \mid \tau > \nu]}{\mathbb{E}_j[\sigma_{ij}]} \\ &\leq \frac{\mathbb{E}_j[\sigma_{ij}] - \mathbb{E}_{\nu,j}[\tau_{ij}^\nu - \nu \mid \tau > \nu]}{\mathbb{E}_j[\sigma_{ij}]} + \frac{\mathbb{E}_{\nu,j}[\tau_j - \nu \mid \tau > \nu]}{\mathbb{E}_j[\sigma_{ij}]}, \end{aligned}$$

and applying (89) we arrive at

$$\begin{aligned} \mathbb{P}_{\nu,j}(\hat{\tau} = i \mid \tau > \nu) &\leq \frac{\mathbb{E}_j[\sigma_{ij}] - \mathbb{E}_{\nu,j}[\tau_{ij}^\nu - \nu \mid \tau > \nu]}{\mathbb{E}_j[\sigma_{ij}]} \\ &\quad + e^{-h} \mathbb{E}_{\nu,j}[\tau_j - \nu \mid \tau > \nu]. \end{aligned}$$

Comparing with (59), it is clear that it suffices to show that

$$\frac{\mathbb{E}_j[\sigma_{ij}] - \mathbb{E}_{\nu,j}[\tau_{ij}^\nu - \nu \mid \tau > \nu]}{\mathbb{E}_j[\sigma_{ij}]} \leq \frac{C_{ij}}{1 - c_{ij}} e^{-c_{ij}h} (1 + \phi_{ij}(h)),$$

where  $\phi_{ij}$  is a function that goes to 0 as  $h \rightarrow \infty$ . In order to do so, we add and subtract  $u_{ij}(0; h)$  (defined in (91)) on the left-hand side,

$$\begin{aligned} &\mathbb{E}_j[\sigma_{ij}] - \mathbb{E}_{\nu,j}[\tau_{ij}^\nu - \nu \mid \tau > \nu] \\ &= U_{ij}(0; h) - u_{ij}(0; h) + u_{ij}(0; h) - \mathbb{E}_{\nu,j}[\tau_{ij}^\nu - \nu \mid \tau > \nu]. \end{aligned} \quad (107)$$

We also obtain from (91) that

$$U_{ij}(0; h) - u_{ij}(0; h) = e^{-h} \left( \frac{h + \omega_{ij}}{I_{ji}} + U_{ij}(0; h) \right). \quad (108)$$

Moreover, since  $\tau_{ij}^\nu - \nu$  is a function of only  $W_{ij}(\nu)$  and  $\{X_n, n > \nu\}$ ,

$$\mathbb{E}_{\nu,j}[\tau_{ij}^\nu - \nu \mid \mathcal{F}_\nu, \tau > \nu] = U_{ij}(W_{ij}(\nu); h) \cdot \mathbf{1}(\{\tau > \nu\})$$

and, by the law of iterated expectation,

$$\mathbb{E}_{\nu,j}[\tau_{ij}^\nu - \nu \mid \tau > \nu] = \mathbb{E}_{\nu,j}[U_{ij}(W_{ij}(\nu); h) \mid \tau > \nu].$$

We conclude that

$$\begin{aligned}
& \mathbb{E}_{\nu,j}[U_{ij}(W_{ij}(\nu); h) | \tau > \nu] \\
& \geq \mathbb{E}_{\nu,j}[U_{ij}(W_{ij}(\nu) \wedge h; h) \cdot \mathbf{1}(\{W_{ij}(\nu) \leq h\}) | \tau > \nu] \\
& \geq \mathbb{E}_{\infty}[u_{ij}(W_{ij}(\nu) \wedge h; h) | \tau > \nu],
\end{aligned}$$

where the first inequality holds because  $U(\cdot; h)$  is non-negative and the last one, when  $h \geq 1$ , by (94).

Putting these together, we obtain

$$\begin{aligned}
& u_{ij}(0; h) - \mathbb{E}_{\nu,j}[\tau_{ij}^{\nu} - \nu | \tau > \nu] \\
& \leq \mathbb{E}_{\infty}[u_{ij}(0; h) - u_{ij}(W_{ij}(\nu) \wedge h; h) | \tau > \nu].
\end{aligned}$$

Since the function  $u_{ij}(\cdot; h)$  is differentiable in  $[0, h]$ , by the Fundamental Theorem of Calculus and inequality (93) we obtain

$$\begin{aligned}
u_{ij}(0; h) - u_{ij}(W_{ij}(\nu) \wedge h; h) &= - \int_0^h u'_{ij}(x; h) \cdot \mathbf{1}(\{W_{ij}(\nu) \geq x\}) dx \\
&\leq \left( \frac{h + \omega_{ij}}{I_{ji}} + U_{ij}(0; h) \right) e^{-h} \int_0^h e^x \mathbf{1}(\{W_{ij}(\nu) \geq x\}) dx.
\end{aligned}$$

By Tonelli's theorem and assumption (57) we further obtain

$$\begin{aligned}
\mathbb{E}_{\infty} \left[ \int_0^h e^x \mathbf{1}(\{W_{ij}(\nu) \geq x\}) dx | \tau > \nu \right] &\leq \int_0^h e^x \mathbb{P}_{\infty}(W_{ij}(\nu) \geq x | \tau > \nu) dx \\
&\leq \int_0^h e^x C_{ij} e^{-c_{ij}x} dx \leq \frac{C_{ij}}{1 - c_{ij}} e^{(1 - c_{ij})h}
\end{aligned}$$

and, consequently,

$$u_{ij}(0; h) - \mathbb{E}_{\nu,j}[\tau_{ij}^{\nu} - \nu | \tau > \nu] \leq \frac{C_{ij}}{1 - c_{ij}} e^{-c_{ij}h} \left( U_{ij}(0; h) + \frac{h + \omega_{ij}}{I_{ji}} \right). \quad (109)$$

By (107)-(109) we obtain

$$\begin{aligned}
& \mathbb{E}_j[\sigma_{ij}] - \mathbb{E}_{\nu,j}[\tau_{ij}^{\nu} - \nu | \tau > \nu] \\
& \leq e^{-h} \left( \frac{h + \omega_{ij}}{I_{ji}} + U_{ij}(0; h) \right) + \frac{C_{ij}}{1 - c_{ij}} e^{-c_{ij}h} \left( U_{ij}(0; h) + \frac{h + \omega_{ij}}{I_{ji}} \right). \quad (110)
\end{aligned}$$

Dividing both sides by  $\mathbb{E}_j[\sigma_{ij}]$ , which is equal by definition to  $U_{ij}(0; h)$ , and then applying inequality (89) completes the proof. ■

*Proof of Corollary 8.1:* By Theorem 4 it is clear that, for any given  $\alpha \in (0, 1)$ , the upper bound in (59) goes to 0 as  $h \rightarrow \infty$ . Therefore, for any given  $\alpha, \beta \in (0, 1)$ , there is an  $h_{\alpha, \beta}$  so that the worst-case probability of false isolation does not exceed  $\beta$ . Therefore, to prove the corollary it is enough to show that, for all  $\nu \in N_C$ ,

$$\mathbb{P}_{\nu,j}(\tau_{ij}^{\nu}(h) > \tau_j(b, h) | \tau(b, h) > \nu) > 0,$$



at least for  $h$  large enough and  $b = b_\alpha$ , where  $\tau_{ij}^\nu$  is defined in (56). In the rest of the proof, we fix  $\nu \in N_C$ , and for simplicity we suppress  $b$  and  $h$  in the notation, except where necessary.

First of all, we observe that

$$\begin{aligned} \mathbb{P}_{\nu,j}(\tau_{ij}^\nu > \tau_j \mid \tau > \nu) &= \mathbb{P}_{\nu,j}(\tau_{ij}^\nu > \tau_j \mid Y'_{ij}(\nu) \leq h/2, \tau > \nu) \\ &\quad \cdot \mathbb{P}_{\nu,j}(Y'_{ij}(\nu) \leq h/2 \mid \tau > \nu). \end{aligned} \quad (111)$$

Since  $\nu \in N_C$ , by (57) it follows that

$$\mathbb{P}_\infty(Y'_{ij}(\nu) \leq h/2 \mid \tau > \nu) \geq 1 - C_{ij}e^{-c_{ij}h/2},$$

where the lower bound is positive for  $h > 2\log(C_{ij})/c_{ij}$ . Therefore, it remains to show that the first factor in (111) is positive at least for large  $h$ . To this end, we first show that it is bounded below by the probability that  $\sigma_{ij}$  is larger than  $\tau_j$  when its statistic  $Y_{ij}$  is initialized from  $h/2$ , i.e.,

$$\mathbb{P}_{\nu,j}(\tau_{ij}^\nu > \tau_j \mid Y'_{ij}(\nu) \leq h/2, \tau > \nu) \geq \mathbb{P}_j(\sigma_{ij} > \tau_j \mid Y_{ij}(0) = h/2). \quad (112)$$

Indeed, by the law of iterated expectation,

$$\begin{aligned} \mathbb{P}_{\nu,j}(\tau_{ij}^\nu > \tau_j \mid Y'_{ij}(\nu) \leq h/2, \tau > \nu) &= \\ \mathbb{E}_{\nu,j} \left[ \zeta(Y'_{ij}(\nu), Y_j(\nu), Y'_{j1}(\nu), \dots, Y'_{jK}(\nu)) \mid \tau > \nu, Y'_{ij}(\nu) \leq h/2 \right], \end{aligned} \quad (113)$$

where

$$\begin{aligned} &\zeta(y'_{ij}, y_j, y'_{j1}, \dots, y'_{jK}) \\ &\equiv \mathbb{P}_{\nu,j}(\tau_{ij}^\nu > \tau_j \mid Y'_{ij}(\nu) = y'_{ij}, Y_j(\nu) = y_j, Y'_{jk}(\nu) = y'_{jk}, 1 \leq k \leq K). \end{aligned}$$

The stopping time  $\tau_{ij}^\nu$  depends on  $\mathcal{F}_\nu$  only through  $Y'_{ij}(\nu)$ , whereas  $\tau_j$  depends on  $\mathcal{F}_\nu$  only through

$$Y_j(\nu), Y'_{j1}(\nu), \dots, Y'_{jK}(\nu),$$

and  $\zeta$  is increasing in its first argument and decreasing in each of the other arguments. Moreover,  $\tau_{ij}^\nu - \nu$  has the same distribution as  $\sigma_{ij}$  when the latter is initialized from  $Y'_{ij}(\nu)$ . As a result, we conclude that, for all values of  $(y'_{ij}, y_j, y'_{j1}, \dots, y'_{jK})$  in  $\{\tau > \nu, Y'_{ij}(\nu) \leq h/2\}$ ,

$$\zeta(y'_{ij}, y_j, y'_{j1}, \dots, y'_{jK}) \geq \zeta(h/2, 0, \dots, 0) = \mathbb{P}_j(\sigma_{ij} > \tau_j \mid Y_{ij}(0) = h/2),$$

which proves (112).

It remains to show that lower bound in (112) is positive. For this, it suffices to show that

$$\mathbb{P}_j(\sigma_{ij}(h) > \tau_j(b, h) \mid Y'_{ij}(0) = h/2) \geq \mathbb{P}_j(\sigma_{ij}(h/2) > \tau_j(b, h)) \quad (114)$$

since the latter is greater than zero. Indeed, by (89) and Theorem 4 it follows that  $\mathbb{E}_j[\sigma_{ij}(h/2)]$  has an exponential lower bound in  $h$ , and  $\mathbb{E}_j[\tau_j(b_\alpha, h)]$  a linear upper bound in  $b_\alpha$  and  $h$  under  $\mathbb{P}_j$ , which implies that the lower bound is positive, at least for  $h$  large enough.

To prove (114) it suffices to show that  $\sigma_{ij}(h)$  initialized from  $Y_{ij}(0) = h/2$  is stochastically larger than  $\sigma_{ij}(h/2)$  initialized from  $Y_{ij}(0) = 0$ . Indeed, the first one corresponds to the first time  $Y_{ij}$  crosses the threshold  $h$  when initialized from  $h/2$ , whereas the second to the first time  $Y_{ij}$  crosses the threshold  $h/2$  when initialized from 0. In both cases,  $Y_{ij}$  needs to increase by  $h/2$ , but in the first case it can fall below its initialization point, whereas in the second it is reflected at its initialization point and, as a result, it is pathwise closer to the threshold than in the first case.  $\blacksquare$

*Proof of Theorem 9:* By Theorem 4 it follows that for every  $\delta > 0$  there is constant  $C_\delta > 0$  so that

$$\mathcal{J}_i[\tau_i(b, h)] \leq (1 + \delta) (\max\{b/I_i, h/I_i^*\} + C_\delta). \quad (115)$$

By this and Theorem 7, there are constants  $C > 0, c \in (0, 1)$ , and a function  $\phi(h)$  that goes to zero as  $h$  goes to infinity so that

$$\begin{aligned} & \max_{j \in [K]} \sup_{\nu \in N_C} \mathbb{P}_{\nu, j}(\hat{\tau}(b, h) \neq j | \tau(b, h) > \nu) \\ & \leq C \left( e^{-ch} (1 + \phi(h)) + e^{-h} (\max\{b_\alpha, h\} + 1) \right) \end{aligned} \quad (116)$$

Therefore, if we set

$$h_\beta \equiv (|\log \beta| + \log C) / c, \quad \beta \in (0, 1),$$

then by (116) it follows that

$$\max_{j \in [K]} \sup_{\nu \in N_C} \mathbb{P}_{\nu, j}(\hat{\tau}(b_\alpha, h_\beta) \neq j | \tau(b, h) > \nu) \lesssim \beta$$

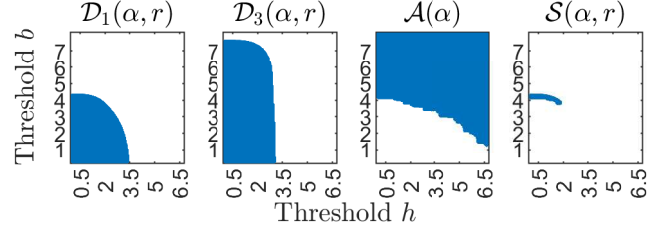
as  $\alpha, \beta \rightarrow 0$  so that  $|\log \beta| \gg \log |\log \alpha|$  and by (115) we conclude that

$$\mathcal{J}_i[\tau(b_\alpha, h_\beta)] \lesssim \frac{|\log \alpha|}{I_i}$$

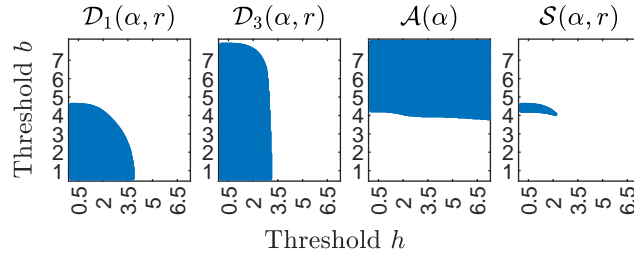
as  $\alpha, \beta \rightarrow 0$  so that  $\log |\log \beta| \ll \log |\log \alpha|$ , which completes the proof.  $\blacksquare$

## APPENDIX G

Illustration of computing threshold regions:



(a) Proposed



(b) Matrix CuSum

Fig. 6: Computing the region  $\mathcal{S}(1\%, 1.3)$

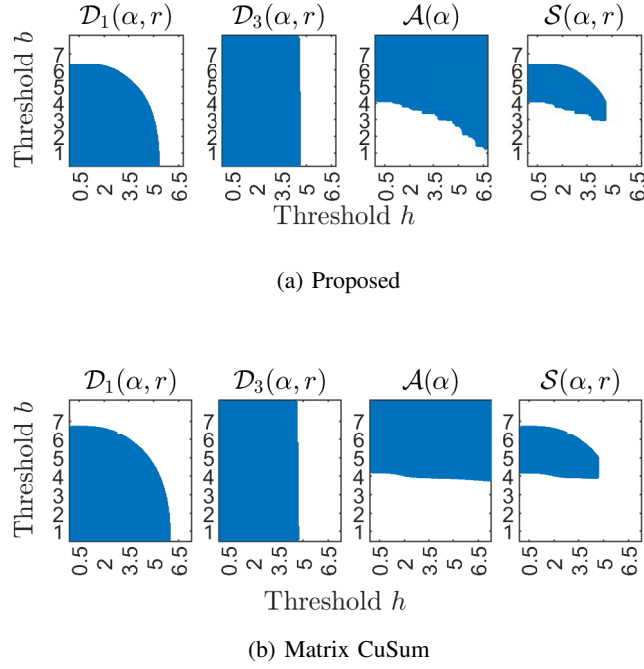


Fig. 7: Computing the region  $\mathcal{S}(1\%, 2)$

## REFERENCES

- W. A. Shewhart, *Economic control of quality of manufactured product*. Macmillan And Co Ltd, London, 1931.
- E. S. Page, “Continuous inspection schemes,” *Biometrika*, vol. 41, no. 1/2, pp. 100–115, 1954.
- A. Bissell, “Cusum techniques for quality control,” *Journal of the Royal Statistical Society: Series C (Applied Statistics)*, vol. 18, no. 1, pp. 1–25, 1969.
- D. M. Hawkins, P. Qiu, and C. W. Kang, “The changepoint model for statistical process control,” *Journal of quality technology*, vol. 35, no. 4, pp. 355–366, 2003.
- S. Joe Qin, “Statistical process monitoring: basics and beyond,” *Journal of Chemometrics: A Journal of the Chemometrics Society*, vol. 17, no. 8-9, pp. 480–502, 2003.
- J. Ru, V. P. Jilkov, X. R. Li, and A. Bashi, “Detection of target maneuver onset,” *IEEE Transactions on Aerospace and Electronic Systems*, vol. 45, no. 2, pp. 536–554, 2009.
- S. S. Blackman, “Multiple hypothesis tracking for multiple target tracking,” *IEEE Aerospace and Electronic Systems Magazine*, vol. 19, no. 1, pp. 5–18, 2004.
- I. Nikiforov, V. Varavva, and V. Kireichikov, “Application of statistical fault detection algorithms to

- navigation systems monitoring,” *Automatica*, vol. 29, no. 5, pp. 1275–1290, 1993.
- B. Bakhache and I. Nikiforov, “Reliable detection of faults in navigation systems,” in *Proceedings of the 38th IEEE Conference on Decision and Control (Cat. No. 99CH36304)*, vol. 5. IEEE, 1999, pp. 4976–4981.
- A. G. Tartakovsky, X. R. Li, and G. Yaralov, “Sequential detection of targets in multichannel systems,” *IEEE Transactions on Information Theory*, vol. 49, no. 2, pp. 425–445, 2003.
- A. G. Tartakovsky, B. L. Rozovskii, R. B. Blažek, and H. Kim, “Detection of intrusions in information systems by sequential change-point methods,” *Statistical methodology*, vol. 3, no. 3, pp. 252–293, 2006.
- A. G. Tartakovsky, B. L. Rozovskii, R. B. Blazek, and H. Kim, “A novel approach to detection of intrusions in computer networks via adaptive sequential and batch-sequential change-point detection methods,” *IEEE transactions on signal processing*, vol. 54, no. 9, pp. 3372–3382, 2006.
- H. Rolka, H. Burkom, G. F. Cooper, M. Kulldorff, D. Madigan, and W.-K. Wong, “Issues in applied statistics for public health bioterrorism surveillance using multiple data streams: research needs,” *Statistics in Medicine*, vol. 26, no. 8, pp. 1834–1856, 2007.
- S. E. Fienberg and G. Shmueli, “Statistical issues and challenges associated with rapid detection of bio-terrorist attacks,” *Statistics in Medicine*, vol. 24, no. 4, pp. 513–529, 2005.
- D. Siegmund, “Change-points: from sequential detection to biology and back,” *Sequential analysis*, vol. 32, no. 1, pp. 2–14, 2013.
- S. Dayanik, C. Goulding, and H. V. Poor, “Bayesian sequential change diagnosis,” *Mathematics of Operations Research*, vol. 33, no. 2, pp. 475–496, 2008.
- S. Dayanik, W. B. Powell, and K. Yamazaki, “Asymptotically optimal bayesian sequential change detection and identification rules,” *Annals of Operations Research*, vol. 208, no. 1, pp. 337–370, 2013.
- X. Ma, L. Lai, and S. Cui, “Two-stage bayesian sequential change diagnosis,” *IEEE Transactions on Signal Processing*, vol. 69, pp. 6131–6147, 2021.
- A. G. Tartakovsky, “An asymptotic theory of joint sequential changepoint detection and identification for general stochastic models,” *IEEE Transactions on Information Theory*, 2021.
- I. V. Nikiforov, “A generalized change detection problem,” *IEEE Transactions on Information theory*, vol. 41, no. 1, pp. 171–187, 1995.
- A. G. Tartakovsky, “Multidecision quickest change-point detection: Previous achievements and open problems,” *Sequential Analysis*, vol. 27, no. 2, pp. 201–231, 2008.
- T. L. Lai, “Sequential multiple hypothesis testing and efficient fault detection-isolation in stochastic systems,” *IEEE Transactions on Information Theory*, vol. 46, no. 2, pp. 595–608, 2000.

- I. V. Nikiforov, “A simple recursive algorithm for diagnosis of abrupt changes in random signals,” *IEEE Transactions on Information Theory*, vol. 46, no. 7, pp. 2740–2746, 2000.
- S. M. Pergamenchtkhikov, A. G. Tartakovsky, and V. S. Spivak, “Minimax and pointwise sequential changepoint detection and identification for general stochastic models,” *Journal of Multivariate Analysis*, vol. 190, p. 104977, 2022.
- T. Oskiper and H. V. Poor, “Online activity detection in a multiuser environment using the matrix cusum algorithm,” *IEEE Transactions on Information Theory*, vol. 48, no. 2, pp. 477–493, 2002.
- A. N. Shiryaev, “On optimum methods in quickest detection problems,” *Theory of Probability & Its Applications*, vol. 8, no. 1, pp. 22–46, 1963.
- , *Optimal stopping rules*. Springer Science & Business Media, 2007, vol. 8.
- D. P. Malladi and J. L. Speyer, “A generalized shiryayev sequential probability ratio test for change detection and isolation,” *IEEE Transactions on Automatic Control*, vol. 44, no. 8, pp. 1522–1534, 1999.
- G. V. Moustakides *et al.*, “Optimal stopping times for detecting changes in distributions,” *the Annals of Statistics*, vol. 14, no. 4, pp. 1379–1387, 1986.
- G. Lorden *et al.*, “Procedures for reacting to a change in distribution,” *The Annals of Mathematical Statistics*, vol. 42, no. 6, pp. 1897–1908, 1971.
- Y. Mei, “Sequential change-point detection when unknown parameters are present in the pre-change distribution,” *The Annals of Statistics*, vol. 34, no. 1, pp. 92–122, 2006.
- D. Siegmund and E. Venkatraman, “Using the generalized likelihood ratio statistic for sequential detection of a change-point,” *The Annals of Statistics*, pp. 255–271, 1995.
- T. L. Lai, “Information bounds and quick detection of parameter changes in stochastic systems,” *IEEE Transactions on Information theory*, vol. 44, no. 7, pp. 2917–2929, 1998.
- T. L. Lai and H. Xing, “Sequential change-point detection when the pre-and post-change parameters are unknown,” *Sequential analysis*, vol. 29, no. 2, pp. 162–175, 2010.
- T. L. Lai and J. Z. Shan, “Efficient recursive algorithms for detection of abrupt changes in signals and control systems,” *IEEE Transactions on Automatic Control*, vol. 44, no. 5, pp. 952–966, 1999.
- I. V. Nikiforov, “Sequential detection/isolation of abrupt changes,” *Sequential Analysis*, vol. 35, no. 3, pp. 268–301, 2016.
- Y.-C. Huang, Y.-J. Huang, and S.-C. Lin, “Asymptotic optimality in byzantine distributed quickest change detection,” *IEEE Transactions on Information Theory*, vol. 67, no. 9, pp. 5942–5962, 2021.
- M. Pollak, “Optimal detection of a change in distribution,” *The Annals of Statistics*, pp. 206–227, 1985.
- Y. Mei, “Efficient scalable schemes for monitoring a large number of data streams,” *Biometrika*, vol. 97,

- no. 2, pp. 419–433, 2010.
- Y. Xie and D. Siegmund, “Sequential multi-sensor change-point detection,” *The Annals of Statistics*, vol. 41, no. 2, pp. 670–692, 2013.
- G. Fellouris and G. Sokolov, “Second-order asymptotic optimality in multisensor sequential change detection,” *IEEE Transactions on Information Theory*, vol. 62, no. 6, pp. 3662–3675, 2016.
- A. Tartakovsky, I. Nikiforov, and M. Basseville, *Sequential analysis: Hypothesis testing and changepoint detection*. CRC Press, 2014.
- Y. C. Chen, T. Banerjee, A. D. Dominguez-Garcia, and V. V. Veeravalli, “Quickest line outage detection and identification,” *IEEE Transactions on Power Systems*, vol. 31, no. 1, pp. 749–758, 2015.
- A. Warner and G. Fellouris, “Cusum for sequential change diagnosis,” in *2022 IEEE International Symposium on Information Theory (ISIT)*, 2022, pp. 486–491.
- D. Han and F. Tsung, “Detection and diagnosis of unknown abrupt changes using cusum multi-chart schemes,” *Sequential Analysis*, vol. 26, no. 3, pp. 225–249, 2007.
- D. V. Hinkley, “Inference about the change-point in a sequence of random variables,” 1970.
- H. Yang, O. Hadjiladis, and M. Ludkovski, “Quickest detection in the wiener disorder problem with post-change uncertainty,” *Stochastics*, vol. 89, no. 3-4, pp. 654–685, 2017.
- I. V. Nikiforov, “A lower bound for the detection/isolation delay in a class of sequential tests,” *IEEE Transactions on Information Theory*, vol. 49, no. 11, pp. 3037–3047, 2003.
- D. Siegmund, “Corrected diffusion approximations in certain random walk problems,” *Advances in Applied Probability*, vol. 11, no. 4, pp. 701–719, 1979.
- S. Janson, “Moments for first-passage and last-exit times, the minimum, and related quantities for random walks with positive drift,” *Advances in applied probability*, pp. 865–879, 1986.
- G. Lorden, “On excess over the boundary,” *The Annals of Mathematical Statistics*, vol. 41, no. 2, pp. 520–527, 1970.