

## The muon anomalous magnetic moment: is the lattice spacing small enough?

---

Christopher Aubin,<sup>a</sup> Thomas Blum,<sup>b</sup> Maarten Golterman<sup>c,\*</sup> and Santiago Peris<sup>d</sup>

<sup>a</sup>Department of Physics & Engineering Physics Fordham University, Bronx, New York, NY 10458, USA

<sup>b</sup>Physics Department University of Connecticut, Storrs, CT 06269, USA

<sup>c</sup>Department of Physics and Astronomy, San Francisco State University San Francisco, CA 94132, USA

<sup>d</sup>Department of Physics and IFAE-BIST, Universitat Autònoma de Barcelona E-08193 Bellaterra, Barcelona, Spain

E-mail: [maarten@sfsu.edu](mailto:maarten@sfsu.edu)

We present new results for the light-quark connected part of the leading order hadronic-vacuum-polarization (HVP) contribution to the muon anomalous magnetic moment, using  $2 + 1 + 1$  staggered fermions. We have collected more statistics on previous ensembles, and we added two new ensembles. This allows us to reduce statistical errors on the HVP contribution and related window quantities significantly. We also calculated the current-current correlator to next-to-next-to-leading order (NNLO) in staggered chiral perturbation theory, so that we can correct to NNLO for finite-volume, pion-mass mistuning and taste-breaking effects. We discuss the applicability of NNLO chiral perturbation theory, emphasizing that it provides a systematic EFT approach to the HVP contribution, but not to short- or intermediate-distance window quantities. This makes it difficult to assess systematic errors on the standard intermediate-distance window quantity that is now widely considered in the literature. In view of this, we investigate a longer-distance window, for which EFT methods should be more reliable. Our most important conclusion is that new high-statistics computations at lattice spacings significantly smaller than 0.06 fm are indispensable. The ensembles we use have been generously provided by MILC and CalLat.

*The 39th International Symposium on Lattice Field Theory,  
8th-13th August, 2022,  
Rheinische Friedrich-Wilhelms-Universität Bonn, Bonn, Germany*

---

\*Speaker

## 1. Introduction

In this talk, we review our recent work on the light-quark connected contribution to the hadronic vacuum polarization (HVP) contribution to the muon anomalous magnetic momentum,  $a_\mu^{\text{HVP}}$  [1]. We begin with a brief discussion of the applicability of chiral perturbation theory (ChPT) to  $a_\mu^{\text{HVP}}$ , reviewing also our previous work in Ref. [2], after which we present our new staggered results for the light-quark connected part of  $a_\mu^{\text{HVP}}$  and the “standard” intermediate window quantity of Ref. [3], as well as a new window quantity introduced in Ref. [1]. Our main focus is on the continuum limit.

We summarize our main conclusions:

- NNLO (next-to-next-to-leading-order) ChPT works for  $a_\mu^{\text{HVP}}$  if all pions (including heavier taste pions) are light enough, with masses less than  $\lesssim 280$  MeV. (This corrects a statement in Ref. [4].) It does not work for the standard intermediate window, for which no effective-field-theory (EFT) is available.
- To control the continuum limit with staggered fermions, lattice spacings smaller than 0.06 fm will be needed.

Our computations were done using HISQ ensembles with lattice spacings 0.06, 0.09, 0.12, and 0.15 fm provided by the MILC collaboration [5], as well as a larger-volume 0.15 fm ensemble provided by the CalLat collaboration [6] (*cf.* Table 1 below).

## 2. $a_\mu^{\text{HVP}}$ and chiral perturbation theory

$a_\mu^{\text{HVP}}$  is a low-energy quantity, involving muons, photons, pions, and other hadrons. It is thus described by an EFT for the lowest-mass particles among these, pions coupled to muons and photons, with the effects of heavier hadrons represented by low-energy constants (LECs) in this EFT, which is constructed by coupling ChPT to photons and muons.

$a_\mu^{\text{HVP}}$  can be written in terms of an integral over euclidean momentum as

$$a_\mu^{\text{HVP}} = 4\alpha^2 \int_0^\infty dQ^2 f(Q^2) \hat{\Pi}(Q^2), \quad (1)$$

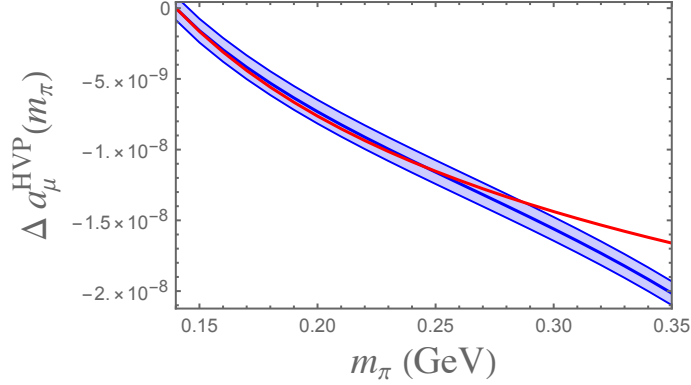
where  $\alpha$  is the fine-structure constant,  $\hat{\Pi}(Q^2)$  is the subtracted scalar HVP, and  $f(Q^2) \sim m_\mu^4/Q^6$  (for large  $Q^2$ ) is a known function [7, 8]. In ChPT, at order  $N^k$ LO, modulo logarithms,

$$\hat{\Pi}(Q^2) \sim (Q^2)^{k-1} \quad (2)$$

for large  $Q^2$ . This implies that to NNLO the integral over  $Q^2$  in Eq. (1) is finite, and the counter terms needed are just those of ChPT. Beyond NNLO, the integral diverges, and new counter terms in the extended EFT including also photons and muons are needed. Reference [2] gives the relevant counter term at  $N^3$ LO as

$$\frac{\alpha^2 m_\mu^3}{(4\pi f_\pi)^4} (\bar{\mu}\sigma_{\alpha\beta} F_{\alpha\beta}\mu) \text{tr}(Q\Sigma Q\Sigma^\dagger), \quad (3)$$

with  $\Sigma$  the non-linear pion field,  $\mu$  the muon field, and  $Q = \text{diag}\left(\frac{2}{3}, -\frac{1}{3}\right)$  the quark fractional charge matrix.

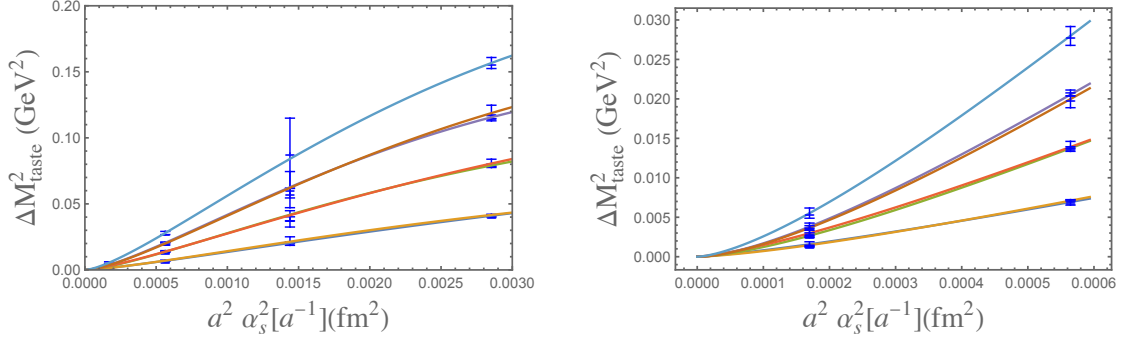


**Figure 1:** Comparison of  $\Delta a_\mu^{\text{HVP}}(m_\pi) = a_\mu^{\text{HVP}}(m_\pi) - a_\mu^{\text{HVP}}(m_\pi = 140 \text{ MeV})$  between NNLO ChPT, and the resummation of Ref. [9], as a function of  $m_\pi$ . The blue band gives the result of Ref. [9]; the red curve is computed with NNLO ChPT.

At NNLO, we can thus systematically compute  $a_\mu^{\text{HVP}}$  in ChPT. Using the known values of the muon and pion masses,  $f_\pi$ , the one-loop counter term  $\ell_6$  and the two-loop counter term  $c_{56}$ , we find that  $a_\mu^{\text{HVP}} = 660(160) \times 10^{-10}$ , with most of the error coming from the uncertainty in  $c_{56}$  [1].

We can also use ChPT in order to estimate the dependence of  $a_\mu^{\text{HVP}}$  on  $m_\pi$ , as long as  $m_\pi$  is not too large. In Fig. 1 we show the change  $\Delta a_\mu^{\text{HVP}}$  with the pion mass. The red curve gives the result of NNLO ChPT, while the blue band is the prediction for  $\Delta a_\mu^{\text{HVP}}$  from Ref. [9], which resums NNLO ChPT using the Omnès relation and the inverse amplitude method, and which agrees well with experiment (the band indicates their error estimate). We see that NNLO ChPT (without any resummation) agrees very well up to a pion mass of about 280 MeV. Note that the LEC  $c_{56}$  drops out of this difference, thus making the NNLO ChPT prediction for  $\Delta a_\mu^{\text{HVP}}$  much more precise than for  $a_\mu^{\text{HVP}}$  itself.

We conclude from this comparison that NNLO staggered ChPT (SChPT) can be used to correct for taste-breaking corrections (as well as finite-volume effects and pion mass retuning), as long as the maximum pion mass in a taste multiplet is not larger than about 300 MeV. The taste splittings for our ensembles as a function of the lattice spacing are shown in Fig. 2, along with an NNLO-SChPT-inspired fit. The smallest pion mass for each ensemble is physical, while the largest pion masses are 153, 212, 326 and 418 MeV increasing with the lattice spacing. With the latter two masses being larger than 280 MeV, the application of NNLO SChPT to the coarser ensembles is questionable. This is consistent with the empirical observation that terms up to order  $a^6$  are needed to fit the taste splittings, as shown in Fig. 2. In fact, there is a puzzle: while SChPT predicts a leading-order behavior of the taste splittings that goes like  $a^2$ , the coefficients  $A_X$  in the fit turn out to be consistent with zero. Nevertheless, the approximate degeneracies seen in the taste spectrum are a prediction of leading-order SChPT [10]. It is clear, however, that the behavior of the taste splittings is quite non-linear in  $a^2$ , which suggests that at least the coarser ensembles are not reliably within reach of SChPT.



**Figure 2:** Pion taste splittings as a function of  $a^2\alpha_s^2(1/a)$ , with  $\alpha_s(1/a)$  the  $\overline{\text{MS}}$  coupling at scale  $1/a$ . Points with error bars correspond to the measured taste splittings on the four MILC ensembles with lattice spacings 0.057, 0.088, 0.12 and 0.15 fm. The curves reflect fits to the form  $m_X^2 - m_\pi^2 = A_X a^2 \alpha_s^2(1/a) + B_X a^4 + C_X a^6$ , where  $X$  labels the tastes  $k$ ,  $4$ ,  $jk$ ,  $k4$ ,  $k5$  and  $45$  (see Ref. [1]). The figure on the right zooms in on the region with the two smaller lattice spacings,  $a = 0.057$  fm and  $a = 0.088$  fm. The near-degeneracy of the  $X = k$  and  $X = 4$ ,  $X = jk$  and  $X = k4$ , and  $X = k5$  and  $X = 45$  taste splittings is clearly visible.

label	$a$ (fm)	$L^3 \times T$	$m_\pi$ (MeV)	$m_S$ (MeV)	$m_\pi L$	#configs	sep.	#low modes
96	0.05684	$96^3 \times 192$	134.3	153	3.71	77	60	8000
64	0.08787	$64^3 \times 96$	129.5	212	3.69	78	100	8000
48I	0.12121	$48^3 \times 64$	132.7	326	3.91	32	100	8000
32	0.15148	$32^3 \times 48$	133.0	418	3.27	48	40	8000
48II	0.15099	$48^3 \times 64$	134.3	418	4.93	40	100	8000

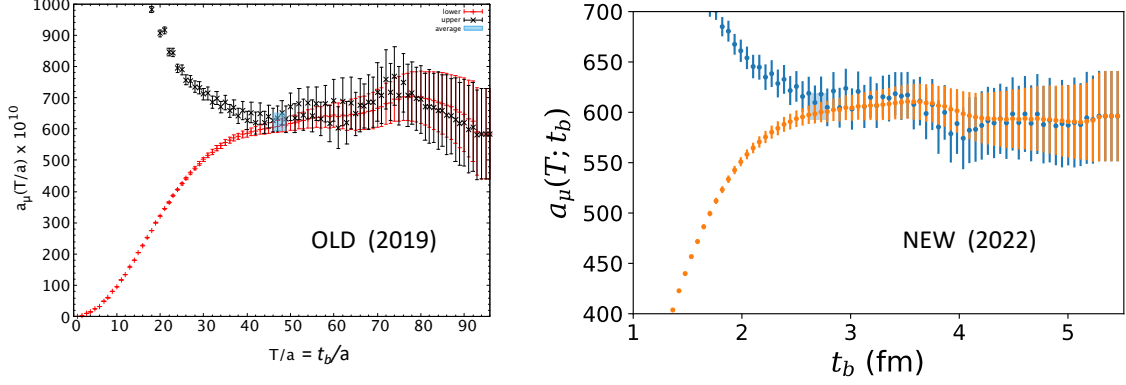
**Table 1:** Parameters defining the lattice ensembles. Columns contain a label to refer to the ensemble, the lattice spacing  $a$ , the spatial volume  $L^3$  times the temporal direction  $T$  (in lattice units), the Nambu–Goldstone pion mass  $m_\pi$ , the maximum pion mass  $m_S$  in the pion taste multiplet,  $m_\pi L$ , the number of configurations in the ensemble, the separation between measurements (“sep.”), and the number of low-mode eigenvectors.

### 3. Results and discussion

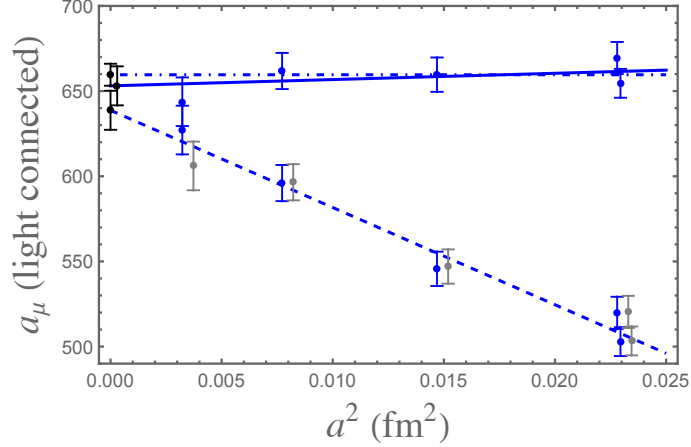
We now turn to the results we obtained in Ref. [1], to which we refer for details. We computed the light-quark-connected part  $a_\mu^{\text{HVP,lqc}}$  on the ensembles shown in Table 1. On these ensembles, we have computed

$$a_\mu^{\text{HVP,lqc}} = 2\alpha^2 \sum_0^{T/2} w(t) C_{\text{lqc}}(t), \quad C_{\text{lqc}}(t) = \frac{1}{3} \sum_{\vec{x}} \sum_{i=1}^3 \langle j_i^{\text{EM}}(\vec{x}, t) j_i^{\text{EM}}(0) \rangle, \quad (4)$$

where  $w(t)$  is a known weight function [11], and  $C_{\text{lqc}}(t)$  is the light-quark-connected correlation function of the conserved hadronic EM current  $j_\mu^{\text{EM}}$ . We used the bounding method of Ref. [3], with a transition to the bounds around  $t_b = 3$  fm. The difference with our earlier results [12] is that we added two ensembles at a lattice spacing 0.15 fm, and we added more configurations, better



**Figure 3:**  $a_\mu^{\text{HVP,lqc}}$  as a function of the bounding transition  $t_b$  on the 96 ensemble; from Ref. [12] (left panel), and from Ref. [1] (right panel). Notice the difference in vertical scale.



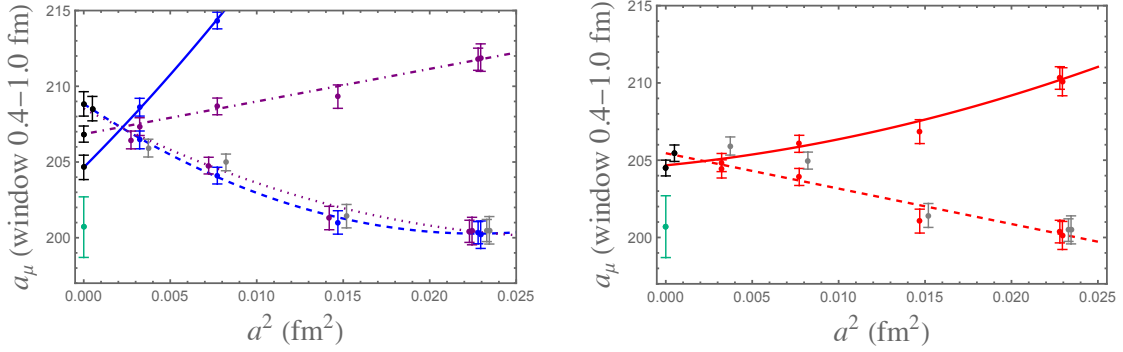
**Figure 4:**  $a_\mu^{\text{HVP,lqc}}$  as a function of  $a^2$ , in units of  $10^{-10}$ . Fits using NNLO SchPT for FV corrections and pion mass retuning; without taste breaking (linear, blue dashed line) and with taste breaking (linear, blue solid line or constant, blue dot-dashed line). Continuum limits are shown in black. The grey points in both panels (slightly horizontally offset for clarity) show the uncorrected values. Some continuum-limit extrapolations are slightly offset for clarity.

separation, and more low-mode eigenvectors. This leads to more precise results, as shown, for example, in Fig. 3 for the 96 ensemble.

In Fig. 4 we show our results for  $a_\mu^{\text{HVP,lqc}}$  as a function of  $a^2$ . The lower blue data points are corrected for finite-volume (FV) effects and for pion-mass mistuning using NNLO ChPT, whereas the higher blue data points are also corrected for taste breaking (the grey points are uncorrected). Solid and dashed lines are linear fits; the dot-dashed line is a constant fit. Following Ref. [14], to test ChPT, we show in Table 2 the differences between  $a_\mu^{\text{HVP,lqc}}$  values computed on different ensembles, comparing both SchPT and the SRHO model of Ref. [13] with the data. This table shows that, albeit within rather large errors, both NNLO SchPT (an EFT) and SRHO (a model) describe the data fairly well, while NLO SchPT is not sufficient. From Fig. 4 and the discussion of taste breaking

	$a_\mu(96) - a_\mu(64)$	$a_\mu(96) - a_\mu(48I)$	$a_\mu(96) - a_\mu(32)$	$a_\mu(96) - a_\mu(48II)$
lattice	10(16)	59(16)	103(15)	86(15)
NLO SChPT	11	28	38	37
NNLO SChPT	28	75	114	111
SRHO	35	89	129	128

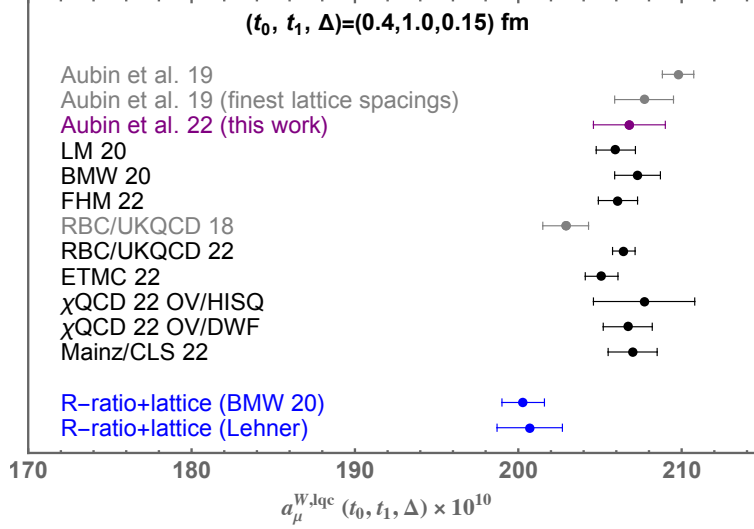
**Table 2:** Differences of  $a_\mu^{\text{HVP,lqc}}$  values between different ensembles. All number in units of  $10^{-10}$ ;  $a_\mu \equiv a_\mu^{\text{HVP,lqc}}$ .



**Figure 5:** The 0.4-1.0 fm window,  $a_\mu^{\text{W1,lqc}}$ , in units of  $10^{-10}$ . Left panel: Fits using NNLO SChPT for FV corrections and pion mass retuning; without taste breaking (quadratic, blue dashed line) and with taste breaking (quadratic, blue solid curve); fits using NLO SChPT for FV corrections and pion mass retuning; without taste breaking (quadratic, purple dotted line) and with taste breaking (linear, purple dot-dashed line). Right panel: Fits using the SRHO model for FV corrections and pion mass retuning; without taste breaking (linear, red dashed line) and with taste breaking (quadratic, red solid curve). The data points for each fit are shown in the same color; continuum limits are shown in black. The grey points in both panels (slightly horizontally offset for clarity) show the uncorrected values. The isolated (green) point at  $a^2 = 0$  is the estimated value from R-ratio data (by C. Lehner, using data from Ref. [15]). Some data points and continuum-limit extrapolations are slightly offset for clarity.

in the previous section, we conclude that smaller lattice spacings will probably be needed. For instance, if we would extrapolate from the smallest two lattice spacings, the continuum-limit value of  $a_\mu^{\text{HVP,lqc}}$  would come out smaller than the values shown in the figure, at the very low end of the result we obtained in Ref. [1], which is  $646(14) \times 10^{-10}$ . Likewise, better statistics and a more precise scale setting will be needed in order to reduce the error much below the 2.2% relative error of this result.

The “standard intermediate window” between  $t = 0.4$  and  $1.0$  fm of Ref. [3] can be computed much more precisely, allowing us to scrutinize these issues in more detail with the same lattice data, as this window is centered on the region where statistical and systematic errors are smaller than for  $a_\mu^{\text{HVP,lqc}}$  itself. An important caveat is that effective field theory methods are not applicable to this intermediate-distance quantity, as discussed in more detail in Ref. [1], so all approaches

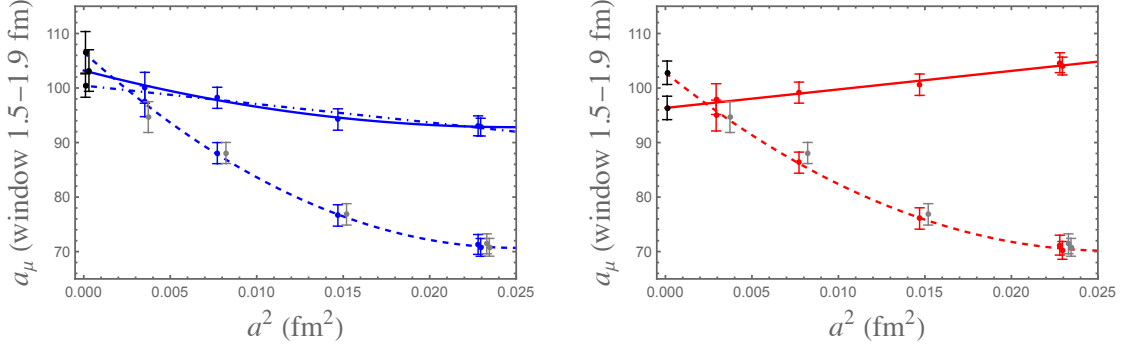


**Figure 6:** Recent values of  $a_\mu^{W1,lqc}$ , compared to values obtained from the  $R$ -ratio data of Ref. [15] subtracting non-light-quark-connected contributions computed on the lattice. This work’s value is shown in purple, while some superseded values are shown in grey. The references are ABGP et al. 19 [12], ABGP et al. 22 [1], LM 20 [16], BMW 20 [14], FHM 22 [17], RBC/UKQCD 18 [3], RBC/UKQCD 22 [18], ETMC 22 [19],  $\chi$ QCD 22 OV/HISQ and  $\chi$ QCD 22 OV/DWF [20] and Mainz 22 [21].

to correcting for systematic effects, including ChPT, should be considered model dependent. Our results for this window (W1) are shown in Fig. 5. A table similar to Table 2 [1] (not shown here) shows that both NLO SChPT and the SRHO model describe lattice data reasonably well, while NNLO SChPT is completely off, as also suggested by the NNLO curve in Fig. 5. This figure shows that there is a significant curvature as a function of  $a^2$ , while continuum extrapolations of data uncorrected or corrected for taste breaking do not agree. This again strongly suggests that smaller lattice spacings will be needed in order to control the continuum limit. Our value for  $a_\mu^{W1,lqc}$  is  $206.8(2.2) \times 10^{-10}$ , with a relative error about half that for  $a_\mu^{HVP,lqc}$ . However, in this case, the combined error is dominated by systematics; the statistical error being about a third of the total error. We note that the right panel of Fig. 5 is very similar to Fig. 4 in Ref. [14], suggesting that both their and our results are approximately equally far from the continuum limit.

Figure 6 summarizes recent values of the window quantity  $a_\mu^{W1,lqc}$  obtained in the literature. While we believe that the understanding of systematic errors can and should be improved, it is intriguing that all lattice-based values appear to agree with each other. We refrain from presenting a “lattice average” here, but it is clear that such an average would be significantly larger than the  $R$ -ratio based value.

Finally, we proposed a new window quantity, with a window W2 between 1.5 and 1.9 fm (with the same smoothing as the W1 window,  $\Delta = 0.15$  fm). The motivation is that this window is a longer distance window, which should be accessible to ChPT, while still easier to compute on the lattice than the full  $a_\mu^{HVP}$ . We show results for  $a_\mu^{W2,lqc}$  in Fig. 7, and we obtained the continuum-



**Figure 7:** The 1.5-1.9 fm window,  $a_\mu^{\text{W2,lqc}}$ , in units of  $10^{-10}$ . Left panel: Fits using NNLO SChPT for FV corrections and pion mass retuning; without taste breaking (quadratic, blue dashed line) and with taste breaking (quadratic, blue solid curve; linear, dot-dashed line). Right panel: Fits using the SRHO model for FV corrections and pion mass retuning; without taste breaking (linear, red dashed line) and with taste breaking (quadratic, red solid curve). The data points for each fit are shown in the same color; continuum limits are shown in black. The grey points in both panels (slightly horizontally offset for clarity) show uncorrected values. Some data points and continuum-limit extrapolations are slightly offset for clarity.

	W2(96) – W2(64)	W2(96) – W2(48I)	W2(96) – W2(32)	W2(96) – W2(48II)
lattice	6.6(2.7)	17.8(2.8)	23.9(2.6)	23.2(2.7)
NLO SChPT	2.1	5.0	6.7	6.4
NNLO SChPT	4.7	12.0	16.7	16.3
SRHO	7.8	20.5	30.0	29.9

**Table 3:** Differences of  $a_\mu^{\text{W2,lqc}}$  values between different ensembles. All number in units of  $10^{-10}$ ;  $\text{W2} \equiv a_\mu^{\text{W2,lqc}}$ .

limit value  $102.1(2.4) \times 10^{-10}$  in Ref. [1], with equal values from linear fits to NNLO SChPT with and without taste-breaking corrections if we drop the data points at the largest lattice spacing. The error is indeed much smaller than the error on  $a_\mu^{\text{HVP,lqc}}$ , and about the same as the error on  $a_\mu^{\text{W1,lqc}}$ ; differences analogous to those of Table 2 are shown in Table 3. We see from this table that indeed NNLO SChPT does reasonably well in describing the data, although it underestimates the lattice differences about as much as the SRHO model overestimates them. The consistency of our fits without the largest lattice spacing, together with the curvature of most fits in Fig. 7, suggests again that smaller lattice spacings will be needed, with better statistics, in order to obtain a reliable continuum limit with a smaller error.

#### 4. Conclusion

We briefly summarize our conclusions, referring to Ref. [1] for many of the details:

- ChPT *can* be applied to  $a_\mu^{\text{HVP}}$ , if the pion masses (including taste partners in the staggered case) are small enough. ChPT does *not* work for short or intermediate distance windows, for



which no systematic EFT approach is available. Since, at present, systematic errors in such windows are still not negligible, models are needed for the comparison between different lattice discretizations.

- Staggered computations need lattice spacings significantly smaller than 0.06 fm to control the continuum limit; at present, staggered computations appear to be far from the linear  $a^2$  regime. Related, a better understanding of taste splittings would be desirable.
- We propose to consider longer-distance windows, such as the window W2 considered here and in Ref. [1]. Longer-distance windows are accessible to ChPT, while they still can be computed with higher statistical precision than  $a_\mu^{\text{HVP}}$  itself.
- Finally, scaling setting errors in our computation are of the same order as statistical errors. Improvement of scale setting would thus also help to reduce overall errors.

## Acknowledgments

We thank Claude Bernard and Kim Maltman for discussions, Doug Toussaint for providing the full taste-pion spectrum on the 96, 64, 48I and 32 ensembles, the MILC collaboration for the use of their configurations, and André Walker-Loud (for CalLat) for ensemble 48II. This work used the Extreme Science and Engineering Discovery Environment (XSEDE), which is supported by National Science Foundation grant number ACI-1548562. We thank the Pittsburgh Supercomputing Center (PSC), the San Diego Supercomputer Center (SDSC), and the Texas Advanced Computing Center (TACC), where the lattice computations were performed. This material is based upon work supported by the U.S. Department of Energy, Office of Science, Office of Basic Energy Sciences Energy Frontier Research Centers program under Award Numbers DE-SC-0010339 (TB) and DE-SC-0013682 (MG). SP is supported by the Spanish Ministry of Science, Innovation and Universities (project PID2020-112965GB-I00/AEI/10.13039/501100011033) and by Grant 2017 SGR 1069. IFAE is partially funded by the CERCA program of the Generalitat de Catalunya.

## References

- [1] C. Aubin, T. Blum, M. Golterman and S. Peris, Phys. Rev. D **106**, no.5, 054503 (2022) [arXiv:2204.12256 [hep-lat]].
- [2] C. Aubin, T. Blum, M. Golterman and S. Peris, Phys. Rev. D **102**, no.9, 094511 (2020) [arXiv:2008.03809 [hep-lat]].
- [3] T. Blum *et al.* [RBC and UKQCD], Phys. Rev. Lett. **121**, no.2, 022003 (2018) [arXiv:1801.07224 [hep-lat]].
- [4] M. Golterman, K. Maltman and S. Peris, Phys. Rev. D **95**, no.7, 074509 (2017) [arXiv:1701.08685 [hep-lat]].
- [5] A. Bazavov *et al.* [MILC], Phys. Rev. D **87**, no.5, 054505 (2013) [arXiv:1212.4768 [hep-lat]].

- [6] N. Miller, H. Monge-Camacho, C. C. Chang, B. Hörz, E. Rinaldi, D. Howarth, E. Berkowitz, D. A. Brantley, A. S. Gambhir and C. Körber, *et al.* Phys. Rev. D **102**, no.3, 034507 (2020) [arXiv:2005.04795 [hep-lat]].
- [7] B. e. Lautrup, A. Peterman and E. de Rafael, Phys. Rept. **3**, 193-259 (1972)
- [8] T. Blum, Phys. Rev. Lett. **91**, 052001 (2003) [arXiv:hep-lat/0212018 [hep-lat]].
- [9] G. Colangelo, M. Hoferichter, B. Kubis, M. Niehus and J. R. de Elvira, [arXiv:2110.05493 [hep-ph]].
- [10] W. J. Lee and S. R. Sharpe, Phys. Rev. D **60**, 114503 (1999) [arXiv:hep-lat/9905023 [hep-lat]].
- [11] D. Bernecker and H. B. Meyer, Eur. Phys. J. A **47**, 148 (2011) [arXiv:1107.4388 [hep-lat]].
- [12] C. Aubin, T. Blum, C. Tu, M. Golterman, C. Jung and S. Peris, Phys. Rev. D **101**, no.1, 014503 (2020) [arXiv:1905.09307 [hep-lat]].
- [13] B. Chakraborty, C. T. H. Davies, P. G. de Oliviera, J. Koponen, G. P. Lepage and R. S. Van de Water, Phys. Rev. D **96**, no.3, 034516 (2017) [arXiv:1601.03071 [hep-lat]].
- [14] S. Borsanyi, Z. Fodor, J. N. Guenther, C. Hoelbling, S. D. Katz, L. Lellouch, T. Lipert, K. Miura, L. Parato and K. K. Szabo, *et al.* Nature **593**, no.7857, 51-55 (2021) [arXiv:2002.12347 [hep-lat]].
- [15] A. Keshavarzi, D. Nomura and T. Teubner, Phys. Rev. D **97**, no.11, 114025 (2018) [arXiv:1802.02995 [hep-ph]].
- [16] C. Lehner and A. S. Meyer, Phys. Rev. D **101**, 074515 (2020) [arXiv:2003.04177 [hep-lat]].
- [17] S. Gottlieb, talk at First LatticeNET workshop on challenges in Lattice field theory, Benasque, Sept. 2022, [https://www.benasque.org/2022lattice\\_workshop/cgi-bin/talks/allprint.pl](https://www.benasque.org/2022lattice_workshop/cgi-bin/talks/allprint.pl) .
- [18] C. Lehner, talk at Lattice 2022, Bonn, Aug. 2022, <https://indico.hiskp.uni-bonn.de/event/40/contributions/783/> .
- [19] C. Alexandrou, S. Bacchio, P. Dimopoulos, J. Finkenrath, R. Frezzotti, G. Gagliardi, M. Garofalo, K. Hadjiyiannakou, B. Kostrzewa and K. Jansen, *et al.* [arXiv:2206.15084 [hep-lat]].
- [20] G. Wang *et al.* [chiQCD], [arXiv:2204.01280 [hep-lat]].
- [21] M. Cè, A. Gérardin, G. von Hippel, R. J. Hudspith, S. Kuberski, H. B. Meyer, K. Miura, D. Mohler, K. Ottnad and P. Srijit, *et al.* [arXiv:2206.06582 [hep-lat]].