

Learning Nonlinear Couplings in Network of Agents from a Single Sample Trajectory

Arash Amini¹, Qiyu Sun² and Nader Motee¹

Abstract—We consider a class of stochastic dynamical networks whose governing dynamics can be modeled using a coupling function. It is shown that the dynamics of such networks can generate geometrically ergodic trajectories under some reasonable assumptions. We show that a general class of coupling functions can be learned using only one sample trajectory from the network. This is practically plausible as in numerous applications it is desired to run an experiment only once but for a longer period of time, rather than repeating the same experiment multiple times from different initial conditions. Building upon ideas from the concentration inequalities for geometrically ergodic Markov chains, we formulate several results about the convergence of the empirical estimator to the true coupling function. Our theoretical findings are supported by extensive simulation results.

Index Terms—Stochastic Dynamical Networks, Nonlinear Couplings, Statistical Learning, Machine Learning.

I. INTRODUCTION

Interaction among members of a community plays a crucial role in the emergence of holistic behaviors in various natural and engineering systems ranging from interacting atoms to form complex molecules, herd of bison, social networks, the platoon of self-driving cars, interconnected power networks, evolution, and reform mechanisms in financial markets. These interactions can be through swarm physics, e.g., flow interaction in the school of fish [18], or common control objectives, e.g., potential function-based robot navigation[26]. There have been several fundamental studies to understand and model interactions in some of these systems [31, 7, 8, 28, 29], where the standard approach is to leverage the underlying logic and physics of such systems and obtain a proper coupling function, by trial and error, in order to replicate collective dynamic behavior of these systems using computer simulations.

The recent advancements in statistical learning theories [24, 9] combined with the dramatic growth of computational power have provided a solid foundation to learn large-scale dynamics from extensive sensory data in an end-to-end manner. This has lately resulted in intensive research in areas related to learning dynamical systems [25, 15, 10, 2, 11]. One of the major challenges in learning dynamical networks is that the existing methods suffer from curse of dimensionality, i.e., computation

becomes very expensive and the learning accuracy deteriorates rapidly as network size increases. If the underlying dynamics have a certain structure, then one may hope to reduce learning computational and handle large-scale networks. For instance, in some applications the dynamics of the entire network can be inferred by learning a common coupling function among the agents [1, 22]. The class of networks with gradient-type interaction laws are investigated in [1], where it is shown that increasing the number of agents will improve the approximation accuracy. A class of homogeneous and heterogeneous networks is considered in [22, 21], where it is shown that agents' coupling functions can be learned using *multiple* sample trajectories and the learning accuracy improves as the number of trials increases. The closest work in spirit to ours is [3], where the authors prove that one can learn the coupling functions with only one trajectory in the presence of Gaussian noise if the interaction law is of gradient type and the dynamics of the resulting network is *linear*. In this paper, we address the problem of learning a *general* class of coupling functions in the presence of bounded stochastic noise using only one *single* sample trajectory.

The idea of learning dynamical systems using a single sample trajectory [12] is practically plausible as in numerous applications it is more feasible and cost effective to collect samples from an ongoing experiment, rather than repeating the same experiment multiple times from different initial conditions.

Our main distinct contributions with respect to the existing literature are twofold. First, we prove that a class of stochastic dynamical networks can generate geometrically ergodic trajectories under some reasonable assumptions, i.e., the joint evolution probability distribution of trajectories will converge geometrically fast to an invariant stationary distribution; see Theorem 1. This development is necessary to ensure that collecting new sample points along the same trajectory will contain useful information for learning purposes. Building upon this result, in our second main contribution, we prove that for such geometrically ergodic stochastic dynamical networks, one can learn a class of nonlinear coupling functions using only one *single* sample trajectory over a convex and compact Hypothesis space that satisfies the coercivity condition; see Theorem 3. It is shown that as the length of the sample trajectory increases, the learning accuracy enhances accordingly up to its limit with high confidence levels. In this case, the approximation error, i.e., the distance between the true coupling function and its approximation, tends to the distance

¹A. Amini and N. Motee are with Department of Mechanical Engineering and Mechanics, Lehigh University, Bethlehem, PA 18015, USA (a.amini,motee@lehigh.edu)

²Q.Sun is with the Department of Mathematics, University of Central Florida, Orlando, FL 32816, USA qiyu.sun@ucf.edu

between the true coupling function and the space of hypothesis functions. If the true coupling function lies inside the space of hypothesis functions, then the approximation error will tend to zero; see Theorem 3. Finally, when the class of bounded Lipschitz functions is adopted as the hypothesis space and the true coupling function belongs to this space, we provide an upper bound for the expected value of the learning error and quantify the convergence rate for the error functional in terms of the length of the sample trajectory (see Theorem 4).

Mathematical Notations: We employ operator \circ to concatenate two column vectors $x, y \in \mathbb{R}^d$ to obtain column vector $[x; y] \in \mathbb{R}^{2d}$. The symbol \otimes represents the Kronecker product and $\mathbb{1} = [1, \dots, 1]^T \in \mathbb{R}^n$ is the vector of all ones.

II. PROBLEM STATEMENT

Let us consider a class of stochastic interconnected dynamical networks whose dynamics are governed by

$$x_{t+1}^i = x_t^i + h \sum_{j=1}^n k_{ij} \phi(\|x_t^j - x_t^i\|) (x_t^j - x_t^i) + h w_t^i \quad (1)$$

with initial condition x_0^i , for all $t \in \mathbb{Z}_+$ and $i \in \{1, \dots, n\}$, where h is the sampling time, $x_t^i \in \mathbb{R}^d$ is the state of agent i at time instant ht , and $w_t^i \in \mathbb{R}^d$ represents the stochastic effect of environment on the dynamics of agent i at time ht , which is assumed to be independent of x_t^i for all $t \geq 0$. The interaction between agents i and j is modeled by a coupling function $\phi : \mathbb{R} \rightarrow \mathbb{R}$ and their coupling strength by coefficients $k_{ij} \geq 0$. Agents i and j are coupled iff $k_{ij} \neq 0$. By defining the vector of state variables $x_t = [x_t^1; \dots; x_t^n]$ and noise input $w_t = [w_t^1; \dots; w_t^n]$, the overall dynamics of the network can be rewritten in compact form

$$x_{t+1} = (I - hL_{x_t})x_t + hw_t, \quad (2)$$

where the (i, j) -th entry of the state-dependent Laplacian matrix of the underlying graph of the network L_{x_t} is defined as

$$(L_{x_t})_{ij} = \begin{cases} -k_{ij}\phi(r_t^{ij})I_d & \text{if } j \neq i, \\ \sum_{k=1}^n k_{ik}\phi(r_t^{ik})I_d & \text{if } j = i, \end{cases} \quad (3)$$

where the relative state of agent j with respect to agent i is defined by $r_t^{ij} = x_t^j - x_t^i$ with $r_t^{ij} = \|r_t^{ij}\|$. Throughout the paper, we assume that the entries of the initial condition x_0 of network (2) are bounded i.i.d. random variable and $\|x_0\| \leq R_0$ holds almost surely for some constant $R_0 > 0$. Moreover, it is assumed that each entries of w_t are bounded i.i.d. random variable with

$$\mathbb{E}[w_t] = 0, \quad \mathbb{E}[w_t w_t^T] = I \otimes \Sigma, \quad \text{and} \quad \|w_t\| \leq \omega \quad (4)$$

for all $t \in \mathbb{Z}_+$, holds almost surely for some constant $\omega > 0$, which satisfies $\sigma^2 := n\text{Tr}(\Sigma) \leq \omega^2$.

We rewrite (2) as

$$x_{t+1} = x_t + hF_\phi(x_t) + hw_t, \quad (5)$$

where

$$(F_\phi(x_t))_i = - \sum_{j=1}^n k_{ij} \phi(r_t^{ij}) r_t^{ij}. \quad (6)$$

For a given coupling function $\psi : \mathbb{R} \mapsto \mathbb{R}$, let us define random variable

$$\begin{aligned} \mathcal{E}_{x_t}(\psi) &:= \frac{1}{N_e} \left\| \frac{x_{t+1} - x_t}{h} - F_\psi(x_t) \right\|^2 \\ &= \frac{1}{N_e} \|F_\psi - \phi - w_t\|^2, \end{aligned} \quad (7)$$

where N_e is the number of edges in the underlying graph of the network. The empirical error for a given candidate function $\psi : \mathbb{R} \rightarrow \mathbb{R}$ can be formulated as

$$\mathcal{E}_T(\psi) := \frac{1}{TN_e} \sum_{t=1}^T \left\| \frac{x_{t+1} - x_t}{h} - F_\psi(x_t) \right\|^2, \quad (8)$$

where T stands for the length of the sample trajectory. Our goal is to learn coupling function ϕ by solving optimization problem

$$\hat{\phi}_T = \arg \min_{\psi \in \mathcal{H}} \mathcal{E}_T(\psi). \quad (9)$$

The *problem* is to learn coupling function $\phi : \mathbb{R} \rightarrow \mathbb{R}$ using a single, long enough, sample trajectory x_0, x_1, \dots, x_T of the dynamical network (2) by solving (9) and show that by increasing the length of the sampled trajectory T the distance between $\hat{\phi}_T$, the optimal solution of (9), and the true coupling function ϕ , known as the approximation error, will tend to the distance of ϕ from \mathcal{H} . If $\phi \in \mathcal{H}$, then the approximation error will tend to zero; see Theorem 3.

III. PROPERTIES OF THE DYNAMICAL NETWORK

In order to guarantee certain properties for a dynamical network (1), the true coupling function and the underlying graph of the network should satisfy some conditions.

Assumption 1. *The coupling function ϕ is positive, continuous on $[0, \infty)$, differentiable at zero, and upper-bounded by $S_0 > 0$.*

The underlying weighted graph of network (2) with Laplacian matrix L_x is denoted by \mathcal{G}_x . Since the coupling function ϕ is positive, there exists an edge between agents i and j in \mathcal{G}_x if and only if $k_{ij} > 0$, which does not depend on x . Thus, one only needs to evaluate properties of graph \mathcal{G}_0 , i.e., \mathcal{G}_x at $x = 0$.

Assumption 2. *The graph \mathcal{G}_0 is undirected, simple, and connected.*

The eigenspace of the Laplacian L_x associated with the eigenvalue zero is the diagonal subspace

$$\Delta = \{[u; \dots; u] \mid u \in \mathbb{R}^d\}. \quad (10)$$

Every vector $x \in \mathbb{R}^{dn}$ can be decomposed as $x = \bar{x} + x_\perp$, where

$$\bar{x} := \frac{1}{n} \mathbb{1} \otimes \left(\sum_{i=1}^n x^i \right),$$

is its projection onto Δ , and x_\perp is its projection onto Δ^\perp , the orthogonal complement of Δ in \mathbb{R}^{dn} . We can accordingly decompose the dynamics of network (2) as

$$x_{t+1,\perp} = (I - hL_{x_t,\perp})x_{t,\perp} + hw_{t,\perp}, \quad (11)$$

and

$$\bar{x}_{t+1} = \bar{x}_t + h\bar{w}_t. \quad (12)$$

The projection of w_t onto Δ^\perp is given by

$$w_{t,\perp} := w_t - \bar{w}_t,$$

which has expected values 0 and

$$\mathbb{E}[w_{t,\perp}w_{t,\perp}^T] = M_n \otimes \Sigma,$$

where $M_n = I - \frac{1}{n}\mathbb{1}\mathbb{1}^T$ is the centering matrix. The dynamical system (12) is independent of the coupling function ϕ , which implies that its trajectories do not contain any useful information to learn the coupling function ϕ . Therefore, only the orthogonal part of the trajectories are informative. For simplicity of our notations, we rewrite (11) as

$$x_{t+1} = (I - hL_{x_t})x_t + hw_t, \quad (13)$$

where $x_t \in \Delta^\perp$, and update $\mathbb{E}[w_t w_t^T] = M_n \otimes \Sigma$. The eigenvalues of $I - hL_{x_t}$ are contained in $[1 - h\lambda_{\max}(L_{x_t}), 1 - h\lambda_2(L_{x_t})]$, where $\lambda_2(L_{x_t})$ and $\lambda_{\max}(L_{x_t})$ are smallest non-zero and the largest eigenvalue of L_{x_t} , respectively.

Assumption 3. *The dynamics of (13) is uniformly contractive on Δ^\perp , or equivalently, the maximum Laplacian eigenvalue satisfies $\lambda_{\max}(L_{x_t}) < \frac{2}{h}$ along all trajectories of the system.*

This assumption implies that h should be chosen sufficiently small and that all eigenvalues of $I - hL_{x_t}$ are contained in $(0, 1)$, which means that dynamics (13) is uniformly contractive on Δ^\perp . In fact, the spectral radius of the Laplacian satisfies

$$\zeta := \sup_{t \geq 0} \max \{|1 - h\lambda_2(L_{x_t})|, |1 - h\lambda_{\max}(L_{x_t})|\} < 1. \quad (14)$$

Example 1. *To better understand the above assumption, one can verify that the dynamics of network (3) will satisfy Assumption 3 if \mathcal{G}_x is a complete graph and $h < \frac{1}{nKS_0}$ or \mathcal{G}_x is a path graph and $h < \frac{1}{2KS_0}$, where S_0 is defined in Assumption 1 and $K = \max \{k_{ij} \mid 1 \leq i, j \leq n\}$. In general, system (13) is uniformly contractive on Δ^\perp if*

$$h \leq \frac{1}{\tilde{K}S_0},$$

where $\tilde{K} = \max_{1 \leq i \leq n} \sum_{j=1}^n k_{ij}$.

Proposition 1. *Suppose that dynamical network (13), which is considered over Δ^\perp , satisfies Assumption 3, its initial condition is an i.i.d. random variable that is bounded by R_0 , and its noise input w_t satisfies (4) for every $t \geq 0$. Then,*

$$r_t^{ij} \leq 2 \left(R_0 + \frac{h\omega}{1-\zeta} \right), \quad (15)$$

for every $1 \leq i, j \leq n$ and $t \geq 0$, holds almost surely.

The result of this proposition asserts that the relative positions of agents in presence of bounded noise will remain

bounded. In fact, it can be shown that the distance between every pair of agents is bounded by

$$R := 2 \left(R_0 + \frac{h\omega}{1-\zeta} \right). \quad (16)$$

IV. GEOMETRIC ERGODICITY OF THE NETWORK

Following the problem statement in Section II, our goal is to learn the coupling function from a single sample trajectory. In order to ensure that the empirical estimator converges to the expected estimator as the number of samples are increased, we prove that the Markov chain (5), under some technical assumptions, is geometrically ergodic [5, 30]. Let us consider the stochastic process

$$x_{t+1} = G(x_t, w_t) \quad (17)$$

that generates a Markov chain $\{x_t\}_{t \geq 0}$ in $\mathcal{X} \subset \mathbb{R}^{nd}$, where $w_t \in \mathbb{R}^{nd}$ are i.i.d random variables with the marginal distribution that is given by a lower semi-continuous density function \mathbf{g} with respect to a Lebesgue measure that has support $\mathcal{W} = \{w \in \mathcal{X} \mid \mathbf{g}(w) > 0\}$. The t 'th step transition probability of this Markov chain is defined by

$$\mathbb{P}^t(x, A) = \mathbb{P}(x_t \in A \mid x_0 = x), \quad (18)$$

for $x \in \mathcal{X}$ and $A \in \mathbb{B}$, in which \mathbb{B} is the set of all Borel sets [13].

Definition 1. *The stochastic process $\{x_t\}_{t \geq 0}$ generated by (17) is geometrically ergodic if there exists a probability measure π on (\mathbb{R}, \mathbb{B}) , a number $0 < \rho < 1$, and a π -integrable nonnegative measurable function $h : \mathbb{R}^d \rightarrow \mathbb{R}$ such that*

$$\|\mathbb{P}^t(x, \cdot) - \pi(\cdot)\|_{TV} \leq \rho^t h(x), \quad (19)$$

where

$$\|\mathbb{P}^t(x, \cdot) - \pi(\cdot)\|_{TV} = \sup_{A \in \mathbb{B}} |\mathbb{P}^t(x, A) - \pi(A)|,$$

is the total variation norm [30, 5].

This definition implies [30] that the joint probability distribution of a geometrically ergodic Markov chain converges exponentially to a stationary probability distribution π .

Theorem 1. *Suppose that dynamical network (13) satisfies Assumptions 1, 2, and 3. Then, the stochastic process $\{x_t\}_{t \geq 0}$ in Δ^\perp generated by (13) is geometrically ergodic.*

Theorem 1 states that the Markov chain evolving according to (13) is geometrically ergodic, which implies that there exists an invariant probability measure π independent of the initial condition that satisfies (19). We define the empirical probability distributions $\rho_T : [0, R] \rightarrow \mathbb{R}_+$ for network (13) as

$$\rho_T(r) := \frac{1}{N_e T} \sum_{t=0}^{T-1} \sum_{i=1}^n \sum_{j \in \mathcal{N}_i} \delta_{r_t^{ij}}(r), \quad (20)$$

where \mathcal{N}_i is the set of all neighboring agents of agent i in graph \mathcal{G}_0 and

$$\delta_{r_t^{ij}}(r) = \begin{cases} 0 & \text{if } r \neq r_t^{ij} \\ 1 & \text{if } r = r_t^{ij} \end{cases}.$$

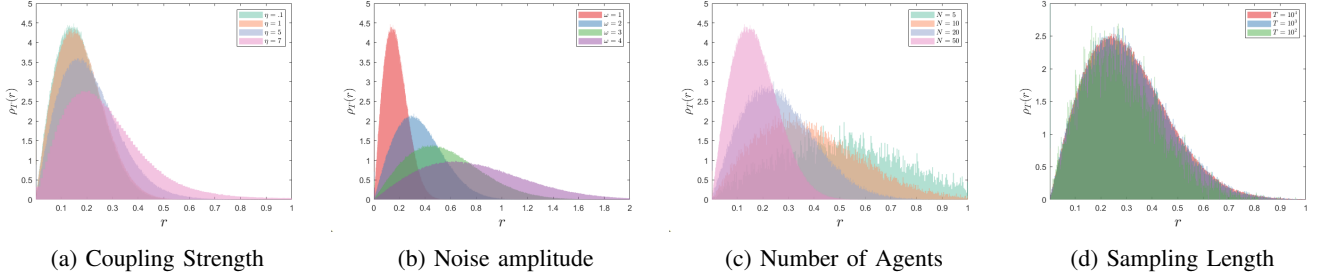


Fig. 1: Empirical probability distribution, ρ_T , for different scenarios discussed in Example 2

By applying the law of large numbers (see Theorem 6 in the appendix), it follows that

$$\rho(r) := \lim_{T \rightarrow \infty} \rho_T(r) = \frac{1}{N_e} \sum_{i=1}^n \sum_{j \in \mathcal{N}_i} \mathbb{E}_\pi[\delta_{r_{ij}}(r)]. \quad (21)$$

Moreover,

$$\lim_{T \rightarrow \infty} \frac{1}{T} \sum_{t=0}^{T-1} \|F_\psi(x_t)\|^2 = \mathbb{E}_\pi[\|F_\psi(x)\|^2], \quad (22)$$

where π is the invariant probability measure from Theorem 1.

For a given $r \in [0, R]$, the quantity $\rho(r)$ measures those fraction of neighbors whose relative distances are equal to r . Thus, for a given interval $J \subset [0, R]$, one can utilize $\rho(J)$ to measure how spread our samples are over $[0, R]$: the larger the value of $\rho(J)$, the more distinct (informative) the samples.

Example 2. Let us consider the swarm dynamics (1) with $d = 2$, in which \mathcal{G}_0 is a complete graph and the coupling function is

$$\phi(r) = \frac{\Gamma}{(1+r^2)^\eta}. \quad (23)$$

This is widely known as the Cucker-Smale coupling function [7]. Figure (1) illustrates the effect of noise amplitude ω , length of sampling T , coupling strength η , and the number of agents N on the empirical probability distribution ρ_T . Each subplot in Figure (1) depicts the empirical measure of the probability distribution ρ_T by setting $\Gamma = 0.4$, $T = 10^4$, $\eta = 1$, $\omega = 1$, and $n = 50$ as the fixed parameters. As it is shown in Figure 1a, by increasing η the coupling strength weakens, which results in a network of agents whose relative distances are more scattered. When the noise amplitude is increased, inequality (15) implies that the relative distances may experience larger fluctuations. Figure 1b shows how the probability distribution ρ_T starts to flatten and spread along the axis as the noise amplitude increases. According to Theorem 5, if the network is ergodic, then ρ_T converges to ρ as $T \rightarrow \infty$, which is shown in Figure 1d.

In most applications, the number of agents and the coupling function is fixed. Therefore, the length of the sample trajectory controls the accuracy of the probability distribution ρ_T , which is illustrated in Example 2. However to modify the range of learning, R , one can change noise amplitude, ω , to obtain the desired interval domain for the estimated coupling function.

V. CONVERGENCE OF LEARNING

The geometric ergodicity property of the network is necessary to define the steady-state empirical probability distribution $\rho : [0, R] \rightarrow \mathbb{R}_+$, which in turn allows us to define a Hilbert space. Let us consider the space of functions $L_{\rho_T}^{2,*}([0, R])$ as the weighted Hilbert space of measurable functions with respect to $\rho_T : [0, R] \rightarrow \mathbb{R}_+$ that is endowed by

$$\|\psi\|_{L_{\rho_T}^{2,*}([0, R])} := \left(\int_0^R |\psi(r)r|^2 \rho_T(dr) \right)^{1/2}, \quad (24)$$

for all $T \geq 1$. For clarity, we simply use notation $L_{\rho_T}^{2,*}$. Using (6), one gets

$$\mathbb{E}_\pi[\|F_\psi(x)\|^2] \leq N_e K^2 \|\psi\|_{L_{\rho}^{2,*}}^2, \quad (25)$$

where $K = \max \{k_{ij} \mid 1 \leq i, j \leq N\}$. The geometric ergodicity property of the network enables us to apply the law of large numbers to the empirical error functional and show that its expectation exists, which is defined by

$$\begin{aligned} \mathcal{E}(\psi) &:= \lim_{T \rightarrow \infty} \frac{1}{T} \sum_{t=1}^T \mathcal{E}_{x_t}(\psi) \\ &= \frac{1}{N_e} \left(\mathbb{E}_\pi[\|F_{\psi-\phi}(x)\|^2] + \sigma^2 \right), \end{aligned} \quad (26)$$

and is well-defined for all $\psi \in \mathcal{H}$. Suppose that $\hat{\phi}$ is the estimator of the expected error functional over the hypothesis space \mathcal{H} , i.e.,

$$\hat{\phi} := \arg \min_{\psi \in \mathcal{H}} \mathcal{E}(\psi). \quad (27)$$

We investigate the convergence of the empirical estimator $\hat{\phi}_T$ to the true coupling function ϕ . When $\phi \in \mathcal{H}$, it can be shown that $\hat{\phi} = \phi$. For a given parameter $\delta \in (0, 1)$, our goal is to quantify the minimum trajectory length T to ensure that

$$\|\hat{\phi}_T - \hat{\phi}\|_{L_{\rho_T}^{2,*}} \leq \epsilon,$$

holds with probability $1 - \delta$. First, in Subsection V-A, it is shown that if the hypothesis space is compact, the error of the empirical estimator converges to the error of the expected estimator. Then, in Subsection (V-B), it is proven that if in addition to compactness the hypothesis space satisfies the convexity and coercivity conditions, then the expected estimator is also unique.

Assumption 4. The hypothesis space \mathcal{H} is a bounded subset of $L^\infty([0, R])$, i.e.,

$$S_{\mathcal{H}} := \sup_{\psi \in \mathcal{H}} \|\psi\|_{L^\infty([0, R])} < \infty, \quad (28)$$

and $S_{\mathcal{H}} \geq S_0$.

All functions $\psi \in \mathcal{H}$ has domain $[0, R]$, therefor to improve the tractability of our theoretical results we simply use the notation $\|\psi\|_\infty$ instead of $\|\psi\|_{L^\infty([0, R])}$.

Remark 1. Using Assumption 4 and (24), one can show that

$$\|\psi\|_{L_{\rho_T}^{2,*}} \leq R \|\psi\|_\infty < \infty, \quad (29)$$

for every $\psi \in \mathcal{H}$, which reveals a relationship between the two norms.

A. Error Convergence

Suppose that the hypothesis space \mathcal{H} is a compact subset of $L^\infty([0, R])$ and the expected estimator lies in \mathcal{H} . It is shown that using these minimal assumptions one can only prove that $\mathcal{E}(\hat{\phi}_T)$ will converge to $\mathcal{E}(\hat{\phi})$ with the desired confidence if the sampled trajectory is long enough. For two given candidate functions $\psi_1, \psi_2 \in \mathcal{H}$, we show that the difference of the corresponding empirical errors of ψ_1 and ψ_2 is always bounded by the $L_{\rho_T}^{2,*}$ distance of the two functions.

Lemma 1. For every $\psi_1, \psi_2 \in \mathcal{H}$,

$$|\mathcal{E}_T(\psi_1) - \mathcal{E}_T(\psi_2)| \leq 2K^2 RS \|\psi_1 - \psi_2\|_{L_{\rho_T}^{2,*}}, \quad (30)$$

$$|\mathcal{E}(\psi_1) - \mathcal{E}(\psi_2)| \leq 2K^2 RS \|\psi_1 - \psi_2\|_{L_{\rho}^{2,*}} \quad (31)$$

hold almost surly, where $S := S_{\mathcal{H}, R} + \|\phi\|_\infty + \bar{\omega}/R$.

To state our next result, we should introduce a few new notations. For every $T \geq 1$ and $\psi \in \mathcal{H}$, let us define functional

$$L_T(\psi) := \mathcal{E}(\psi) - \mathcal{E}_T(\psi).$$

Then, for every $\psi_1, \psi_2 \in \mathcal{H}$, it follows that

$$\begin{aligned} |L_T(\psi_1) - L_T(\psi_2)| &\leq 4K^2 R^2 S \|\psi_1 - \psi_2\|_\infty \\ &\leq 8K^2 R^2 S^2, \end{aligned} \quad (32)$$

holds almost surely, where (32) is a direct consequence of Lemma 1. Using (7), we define function $g_\psi : \mathbb{R}^{dn} \rightarrow \mathbb{R}$ by

$$g_\psi(x_t) := \mathcal{E}_{x_t}(\psi) - \mathcal{E}(\psi), \quad (33)$$

for all $\psi \in \mathcal{H}$, whose asymptotic variance is given by

$$\sigma_{\mathcal{M}}^2(\psi) = \text{Var}_\pi g_\psi(x_0) + 2 \sum_{i=1}^{\infty} \text{Cov}_\pi [g_\psi(x_0), g_\psi(x_i)]. \quad (34)$$

In the next theorem, we prove that when the hypothesis space \mathcal{H} is compact and the expected estimator $\hat{\phi}$ lies in it, then the empirical error converges to the expected error as length of the sampled trajectory, i.e., T , tends to infinity.

Theorem 2. Suppose that \mathcal{H} is a compact subset of $L^\infty([0, R])$ and $\hat{\phi} \in \mathcal{H}$. Then, for every $\epsilon > 0$, we have

$$\mathbb{P} \left\{ \left| \mathcal{E}(\hat{\phi}_T) - \mathcal{E}(\hat{\phi}) \right| \leq \epsilon \right\} \geq \quad (35)$$

$$1 - C \mathcal{N} \left(\mathcal{H}, \frac{\epsilon}{16K^2 R^2 S} \right) e^{\left(\frac{-\epsilon^2 T}{512\sigma_{\mathcal{H}}^2 + 32\tau\epsilon 8K^2 R^2 S^2 \log(T)} \right)}$$

where C and τ are constants with respect to ergodicity rate of (13), $\mathcal{N}(\mathcal{H}, l)$ is the minimum number of balls with diameter $l > 0$ required to cover \mathcal{H} with respect to the L^∞ norm, and $\sigma_{\mathcal{H}}^2$ is the supremum of the asymptotic variances of random variables $g_\psi(x_t)$, i.e.,

$$\sigma_{\mathcal{H}}^2 = \sup_{\psi \in \mathcal{H}} \sigma_{\mathcal{M}}^2(\psi).$$

B. Convergence of Empirical Estimator

Suppose that $\phi \in \mathcal{H}$. Then,

$$\mathbb{E}[\|F_{\psi-\phi}\|^2] \leq N_e K^2 \|\psi - \phi\|_{L_{\rho_T}^{2,*}}^2$$

for every $\psi \in \mathcal{H}$, which is a consequence of (25). If the above inequality changes to equality the convexity of the hypothesis space is sufficient to prove the existence of a unique minimizer for (9) [9]. In our case, however, the convexity of \mathcal{H} will not be sufficient and one has to further assume other properties to guarantee that the expected estimator is unique and lies in \mathcal{H} . The next assumption will enable us to ensure the learnability of our problem.

Assumption 5. The hypothesis space \mathcal{H} is a compact and convex set of functions on \mathbb{R}_+ that satisfy the coercivity condition

$$c_{\mathcal{H}} := \frac{1}{N_e} \inf_{\psi \in \mathcal{H} \setminus \{0\}} \left\{ \frac{\mathbb{E}_\pi [\|F_\psi(x)\|^2]}{\|\psi\|_{L_{\rho}^{2,*}}^2} \right\} > 0. \quad (36)$$

If $\psi - \phi \in \mathcal{H}$, then inequality

$$c_{\mathcal{H}} \|\psi - \phi\|_{L_{\rho}^{2,*}}^2 \leq \mathcal{E}(\psi) \quad (37)$$

is a direct consequence of Assumption 5. Furthermore, one can show that

$$c_{\mathcal{H}} \|\psi - \hat{\phi}\|_{L_{\rho}^{2,*}}^2 \leq \mathcal{E}(\psi) - \mathcal{E}(\hat{\phi}). \quad (38)$$

Thus, $\hat{\phi}$ is the unique minimizer of \mathcal{E} over \mathcal{H} .

Theorem 3. Suppose that \mathcal{H} is a compact, convex, and coercive subset of the $L^\infty([0, R])$. Then, the error bound

$$\|\hat{\phi}_T - \phi\|_{L_{\rho}^{2,*}}^2 \leq 4 \left(1 + \frac{K}{c_{\mathcal{H}}} \right) \inf_{\psi \in \mathcal{H}} \|\psi - \phi\|_{L_{\rho}^{2,*}}^2 + \frac{2\epsilon}{c_{\mathcal{H}}} \quad (39)$$

holds with probability at least $1 - \delta$, for all $\epsilon > 0$ and $\delta \in (0, 1)$, provided that the length of the sampled trajectory T satisfies

$$\begin{aligned} &C \mathcal{N} \left(\mathcal{H}, \frac{\epsilon}{24K^2 R^2 S} \right) \\ &\leq \delta \exp \left\{ \frac{T\epsilon}{96K^2 S^2 R^2 \left(\frac{128c_{\mathcal{M}} K^2}{c_{\mathcal{H}}} + \tau \log(T) \right)} \right\}, \end{aligned} \quad (40)$$

where τ , C , $c_{\mathcal{M}}$ are positive constant with respect to ergodicity rate of the network (13).

The result of Theorem 3 asserts that one can learn a coupling function with an arbitrary precision with probability $1 - \delta$ if the trajectory length T is long enough.

Remark 2. If the true coupling function $\phi \in \mathcal{H}$, then for all $T \geq 1$, the error bound

$$\|\hat{\phi}_T - \phi\|_{L^2_{\rho^*}}^2 \leq \frac{2\epsilon}{c_{\mathcal{H}}}$$

holds with probability at least $1 - \delta$, where δ satisfies (40). The convergence rate of the empirical estimator to the true coupling function can be controlled by coercivity constant $c_{\mathcal{H}}$.

Remark 3. The bias term in (39) solely depends on the choice of the hypothesis space, which emphasizes that the coupling functions can be learned as far as the hypothesis spaces allow.

Let us define the set of functions $\mathcal{K}_{R,S} \in \mathbf{L}^\infty([0, R])$ by

$$\mathcal{K}_{R,S} := \{\psi \in \text{Lip}_c([0, R]) \mid \|\psi\|_\infty + \text{Lip}(\psi) \leq S\}, \quad (41)$$

where $\text{Lip}_c([0, R])$ is the class of Lipschitz functions with compact support over $[0, R]$ and $\text{Lip}(\phi)$ is the Lipschitz constant of ψ over interval $[0, R]$. We finish this section by approximating rate of convergence of the empirical estimator when $\mathcal{H} = \mathcal{K}_{R,S}$, and $\phi \in \mathcal{H}$.

Theorem 4. Suppose that $\hat{\phi}_T$ is the minimizer of the empirical error functional (8) over hypothesis space $\mathcal{H} = \mathcal{K}_{R,S}$ and $\phi \in \mathcal{K}_{R,S}$. Then, there exists a $0 \leq \gamma$ such that

$$\mathbb{E}_\pi[\|\hat{\phi}_T - \phi\|_{L^2_{\rho^*}}] \leq \gamma \sqrt{\frac{128c_{\mathcal{M}}K^2 + \tau c_{\mathcal{H}} \log(T)}{Tc_{\mathcal{H}}^2}}, \quad (42)$$

where γ is a function of R, S, K .

Theorem 4 shows the convergence rate of the empirical estimator to the true coupling function using one single sample trajectory depends on both coercivity constant and the covariance of the noise. Intuitively, if there is no noise or the Markov chain is not geometrically ergodic, constructing a probability distribution is impossible, which results in learning divergence. When the model is deterministic or does not enjoy the geometric ergodicity property, the asymptotic variance is unbounded according to Lemma 2. From (42), we can observe that no matter how large the length of the trajectory is, the empirical estimator will not converge.

Remark 4. For long enough trajectories with $T \gg \exp(128c_{\mathcal{M}}K^2)$, we have

$$\mathbb{E}[\|\hat{\phi}_T - \phi\|_{L^2_{\rho^*}}] \leq \bar{\gamma} \left(\frac{\log(T)}{Tc_{\mathcal{H}}} \right)^{\frac{1}{4}}. \quad (43)$$

In comparison to the results of learning coupling functions using multiple trajectories [22], we observe that using only one sample trajectory requires more information in order to reach the same accuracy for the desired confidence level.

VI. LEARNING PROCEDURE

A. Learning Algorithm

We discuss an algorithm to learn the empirical estimator. Suppose that $\{\psi_i^{\mathcal{H}}\}_{1 \leq i \leq Q} \subset L^\infty([0, R])$ is a prespecified frame elements [4]. We form the hypothesis space by

$$\mathcal{H} = \left\{ \psi \mid \psi = \sum_{q=1}^Q \varrho_q \psi_q^{\mathcal{H}} \text{ for some } \varrho_1, \dots, \varrho_Q \in \mathbb{R} \right\}. \quad (44)$$

For every $\psi \in \mathcal{H}$, one obtains

$$\{F_\psi(x_t)\}_i = - \sum_{j=1}^n \sum_{q=1}^Q k_{ij} \varrho_q \psi_q^{\mathcal{H}}(r_t^{ij}) \mathbf{r}_t^{ij}. \quad (45)$$

Let us define $v_t = \frac{x_{t+1} - x_t}{h}$. Then, using (8) results in

$$\begin{aligned} \mathcal{E}_T(\psi) &= \frac{1}{TN_e} \sum_{t=1}^T \|v_t - F_\psi(x_t)\|^2 \\ &= \frac{1}{TN_e} \sum_{t=1}^T \sum_{i=1}^n \left\| v_t^i - \left[- \sum_{j=1}^n \sum_{q=1}^Q k_{ij} \varrho_q \psi_q^{\mathcal{H}}(r_t^{ij}) \mathbf{r}_t^{ij} \right] \right\|^2. \end{aligned}$$

This problem (9) can be cast as a least-squares problem

$$\underset{\varrho \in \mathbb{R}^Q}{\text{minimize}} \quad \frac{1}{TN_e} \|A_T \varrho - b_T\|^2, \quad (46)$$

where $\varrho := [\varrho_1, \dots, \varrho_Q]^T$, $b_T := [v_1; v_2; \dots; v_T] \in \mathbb{R}^{ndT}$,

$$A_T = [\bar{A}_1^T, \bar{A}_2^T, \dots, \bar{A}_T^T]^T \in \mathbb{R}^{ndT \times Q},$$

and $\bar{A}_t \in \mathbb{R}^{nd \times Q}$ is given by

$$\{\bar{A}_t\}_{i,q} = - \sum_{j=1}^n k_{ij} \psi_q^{\mathcal{H}}(r_t^{ij}) \mathbf{r}_t^{ij}$$

for all $1 \leq q \leq Q$ and $1 \leq i \leq n$. One can write the optimal solution of (46) in closed-form

$$\hat{\varrho}_T = (A_T^T A_T)^{-1} A_T^T b_T, \quad (47)$$

which gives us the empirical estimator

$$\hat{\phi}_T(r) = \sum_{q=1}^Q \hat{\varrho}_{T,q} \psi_q^{\mathcal{H}}(r). \quad (48)$$

B. Explicit Form of Coercivity Constant

We obtain an explicit form for the coercivity condition when the hypothesis space \mathcal{H} is (44). When there is no prior knowledge about the coupling function, one needs to derive the probability density function ρ empirically. We recall that the coercivity constant is defined by (36). Knowing that a candidate coupling function can be represented as $\psi = \sum_{q=1}^Q \varrho_q \psi_q^{\mathcal{H}} \Phi_0$, it follows that

$$\begin{aligned} \mathbb{E}_\pi[\|F_\psi(x)\|^2] &= \mathbb{E}_\pi \left[\sum_{i=1}^n \left\| \sum_{j=1}^n k_{ij} \psi(r^{ij}) \mathbf{r}^{ij} \right\|^2 \right] \\ &= \mathbb{E}_\pi \left[\sum_{i=1}^n \left\| \sum_{j=1}^n \sum_{q=1}^Q k_{ij} \varrho_q \psi_q^{\mathcal{H}}(r^{ij}) \mathbf{r}^{ij} \right\|^2 \right] \\ &= \mathbb{E}_\pi \left[\sum_{i=1}^n \varrho^T \Upsilon_i^{\mathcal{H}} \varrho \right] = \varrho^T \Upsilon_{\mathcal{H}} \varrho, \end{aligned}$$

where $\Upsilon_{\mathcal{H}} \in \mathbb{R}^{Q \times Q}$ is a positive semidefinite matrix that is defined by

$$\Upsilon_{\mathcal{H}} = \mathbb{E}_\pi \left[\sum_{i=1}^n \Upsilon_i^{\mathcal{H}} \right]$$

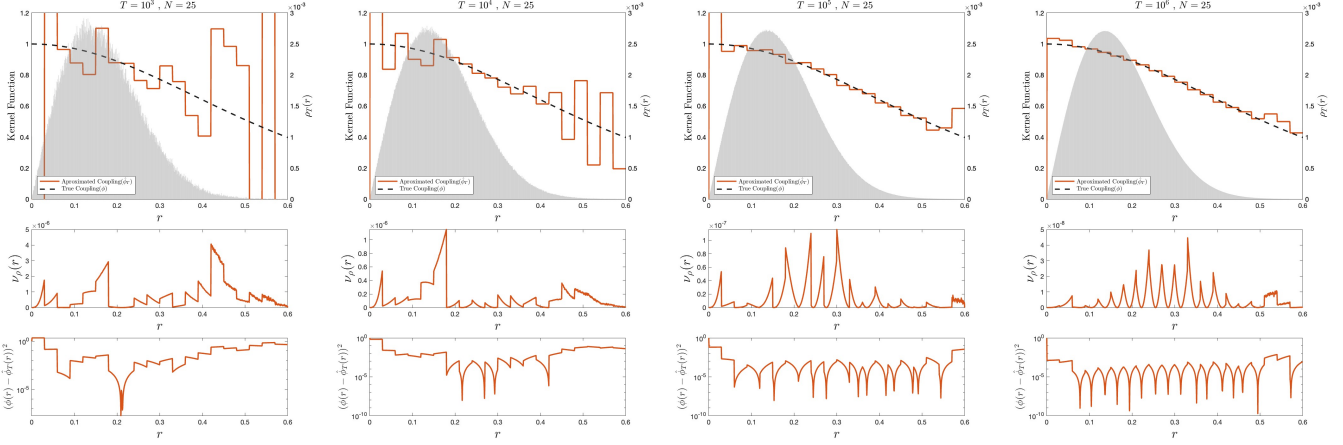


Fig. 2: This figure illustrate the *true* coupling function ϕ , *approximated* couplings $\hat{\phi}_T$ & *initial* function guess ϕ_0 and *probability* density function ρ_T , the *point-wise* distance of estimated function and original kernel, $\nu_{\rho, \hat{\phi}_T}(r)$ and the squared error, $(\phi - \hat{\phi}_T)^2$, with different trajectory length T for the first example in Subsection VII-A

and the elements of $\Upsilon_i^{\mathcal{H}} \in \mathbb{R}^{Q \times Q}$ are

$$(\Upsilon_i^{\mathcal{H}})_{qq'} = \left(\sum_{j=1}^n k_{ij} \psi_q^{\mathcal{H}}(r^{ij}) r^{ij} \right)^T \left(\sum_{j'=1}^n k_{ij'} \psi_{q'}^{\mathcal{H}}(r^{ij'}) r^{ij'} \right).$$

Similarly, one can evaluate the denominator term in (36) and obtain

$$\begin{aligned} \|\psi\|_{L_p^{2,*}}^2 &= \int_0^R (\psi(r)r)^2 \rho(dr) \\ &= \int_0^R \left(\sum_{q=1}^Q \varrho_q \psi_q^{\mathcal{H}}(r)r \right)^2 \rho(dr) = \varrho^T \Xi_{\mathcal{H}}^T \varrho, \end{aligned}$$

in which $\Xi_{\mathcal{H}}^T \in \mathbb{R}^{Q \times Q}$ is given by

$$(\Xi_{\mathcal{H}})_{qq'} = \int_0^R \psi_q^{\mathcal{H}}(r) \psi_{q'}^{\mathcal{H}}(r) r^2 \rho(dr)$$

for all $q, q' \in \{1, 2, \dots, Q\}$. By definition, $\Xi_{\mathcal{H}}$ is a positive semidefinite matrix. Assume that ϱ_* is an eigenvector of $\Xi_{\mathcal{H}}$ that corresponds to a zero eigenvalue. From (24), one has

$$\varrho_*^T \Xi_{\mathcal{H}} \varrho_* = \int_0^R (\psi_*(r)r)^2 \rho(dr) = 0, \quad (49)$$

where $\psi_* = \sum_{q=1}^Q \varrho_{*,q} \psi_q^{\mathcal{H}}$. Equation (49) shows that ψ_* is either zero or orthogonal to the probability measure ρ . In other words, the subset of the hypothesis space \mathcal{H} that are orthogonal to the ρ , which are not informative for learning purposes, are the null space of $\Xi_{\mathcal{H}}$, hence we shall exclude them from learning. From the above derivation, one can conclude that

$$c_{\mathcal{H}} = \inf_{\varrho \notin \ker(\Xi_{\mathcal{H}})} \frac{\varrho^T \Upsilon_{\mathcal{H}} \varrho}{\varrho^T \Xi_{\mathcal{H}} \varrho}, \quad (50)$$

where $\ker(\Xi_{\mathcal{H}})$ is the null-space of $\Xi_{\mathcal{H}}$, which is minimizing the generalized Rayleigh quotient. Suppose that $\Xi_{\mathcal{H}}^{\frac{1}{2}}$ is the

Cholesky decomposition of $\Xi_{\mathcal{H}}$, i.e., $\Xi_{\mathcal{H}} = \Xi_{\mathcal{H}}^{\frac{1}{2}} \Xi_{\mathcal{H}}^{\frac{1}{2}T}$. Then, the coercivity constant can be obtained through

$$c_{\mathcal{H}} = \lambda_{\min} \left((\Xi_{\mathcal{H}}^{\frac{1}{2}})^{-1} \Upsilon_{\mathcal{H}} (\Xi_{\mathcal{H}}^{\frac{1}{2}})^{-T} \right). \quad (51)$$

The hypothesis space \mathcal{H} will not be coercive if $\Upsilon_{\mathcal{H}}$ has zero eigenvalues where their corresponding eigenvectors do not belong to $\ker(\Xi_{\mathcal{H}})$.

The computation of matrices $\Upsilon_{\mathcal{H}}$ and $\Xi_{\mathcal{H}}$ requires a complete knowledge of the probability distribution ρ . Since the agent distances are known from the samples, one can empirically approximate $\Upsilon_{\mathcal{H}}$ and $\Xi_{\mathcal{H}}$, even though the probability distribution ρ is unknown.

VII. SIMULATION RESULTS

To validate our theoretical results, we provide numerical studies for two different classes of dynamical networks, namely, the first-order version of the Cucker-Smale's consensus network model [7] and a first-order dynamical network inspired by the formation control problem, in which agents start from a random initial condition and attempt to maintain a predetermined distance from their nearby neighbors.

Metric (24) measures the distance between a given function and the original coupling function. This measure requires integration over the interval $[0, R]$, which makes the point-wise comparison between the two functions implausible. The square of the pointwise differences of the two functions, i.e., $(\psi(r) - \phi(r))^2$, does not consider the fact that convergence is subject to the probability distribution ρ . To remedy this issue, we define

$$\nu_{\rho, \psi}(r) = |(\phi(r) - \psi(r))r|^2 \rho(r), \quad (52)$$

which measures the distance between the candidate coupling function and the original coupling function at every $r \in [0, R]$ weighted by probability density $\rho(r)$. In several applications, e.g., risk analysis and prediction, it is crucial to find a coupling function that can recreate the stochastic characteristics of the

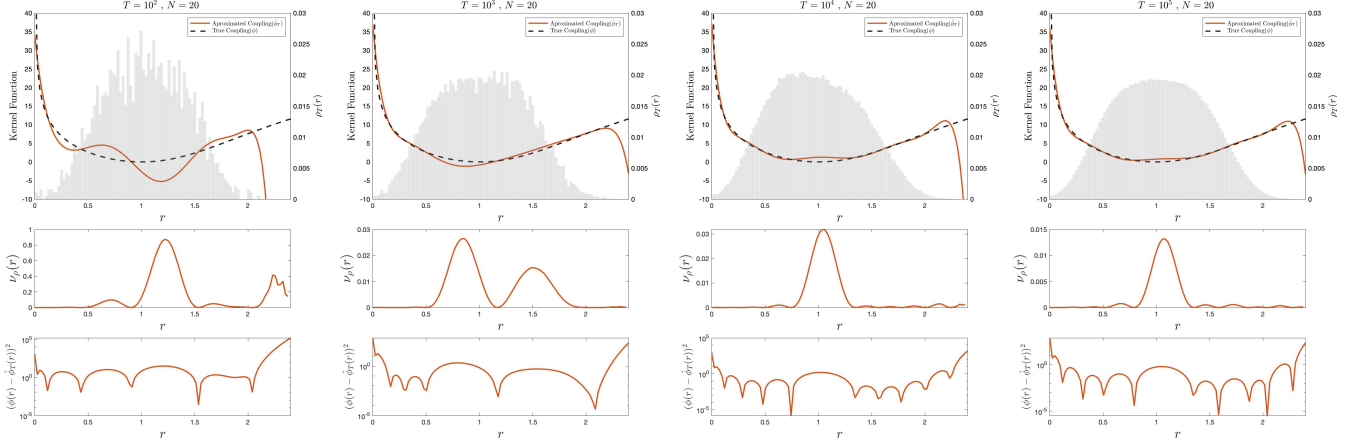


Fig. 3: This figure illustrates the *true* coupling function ϕ , *approximated* couplings $\hat{\phi}_T$ & *initial* function guess ϕ_0 and *probability* density function ρ_T , the *point-wise* distance of estimated function and original kernel, $\nu_{\rho, \hat{\phi}_T}(r)$ and the squared error $(\phi - \hat{\phi}_T)^2$, with different trajectory length T for the case study in Subsection VII-B



Fig. 4: The network's interconnection topology in Subsection VII-B.

original system. To this end, we define the probability distribution $\hat{\rho}_T$ by replacing ϕ in (1) with $\hat{\phi}_T$, i.e., the stationary probability distribution of the distances between the agents in swarm dynamics

$$\hat{x}_{t+1}^i = \hat{x}_t^i + h \sum_{j=1}^n k_{ij} \hat{\phi}_T(\|\hat{x}_t^j - \hat{x}_t^i\|) (\hat{x}_t^j - \hat{x}_t^i) + h w_t^i.$$

To compare the two probabilities, we employ the Kullback–Leibler divergence measure

$$D_{KL}(\rho \parallel \hat{\rho}_T) = \int_0^R \rho(r) \log \left(\frac{\rho}{\hat{\rho}_T} \right)$$

to quantify how far these two probability distributions are from each other.

A. Cucker-Smale model

In Example 2, we discussed this class of first-order dynamical networks, where they can be characterized using the following spatially decaying coupling functions [6]

$$\phi(r) = \frac{\Gamma}{(1 + r^2)^\eta}, \quad (53)$$

where parameters $\Gamma, \eta > 0$ determine coupling strength between the agents. The state space of each agent is \mathbb{R}^2 and each agent is driven by a uniform bounded noise with mean zero and $\mathbb{E}[w_i^T w_i] = (\omega^2/3)I$. It is assumed that there is no prior knowledge about the coupling function. Thus, the class

of simple functions is utilized as the hypothesis space, i.e., every function $\psi \in \mathcal{H}$ can be represented as

$$\psi(r) = \sum_{q=1}^Q \varrho_q \mathbf{1}_q(r),$$

where the indicator function $\mathbf{1}_q : \mathbb{R} \rightarrow \{0, 1\}$ is defined by

$$\mathbf{1}_q(r) = \begin{cases} 1 & \text{if } r \in [R^{\frac{q-1}{Q}}, R^{\frac{q}{Q}}) \\ 0 & \text{if } r \notin [R^{\frac{q-1}{Q}}, R^{\frac{q}{Q}}) \end{cases},$$

$R = 0.6$ given by (16). It is assumed that the initial condition of every agent is zero and that they are all-to-all connected with network parameters $\Gamma = 1, \eta = 0.4, Q = 20$, and noise amplitude $\omega = 10$. We assume that the network is symmetric and therefore all communications have the same weights, i.e., $k_{ij} = 1$, for all $i \neq j$. From our discussion in Example 1 and the fact that graph \mathcal{G} is complete, it follows that if $h < \frac{1}{S_0 n}$, then the network dynamics (1) is ergodic. For the guaranteed ergodicity of network with 25 agents, the above inequality transforms to $h < 0.04$. Therefore we chose $h = 0.01$ to make sure that the sampling time h is sufficiently small to ensure the required ergodicity property of the dynamical network.

Figure 2 shows the empirical estimator $\hat{\phi}_T$, the empirical probability distribution ρ_T , the pointwise distance between $\hat{\phi}_T$ and ϕ weighted by ρ , i.e., $\nu_{\rho, \hat{\phi}_T}(r)$, and the square of the difference between the estimated and the original functions, i.e., $(\hat{\phi}_T - \phi)^2$, for different sample trajectory lengths $T = \{10^3, 10^4, 10^5, 10^6\}$. The empirical estimation of the coupling function i.e., $\hat{\phi}_T$, converges pointwise to the original function as illustrated in Figure 2 in the regions where the probability measure ρ is non-zero. The learning algorithm is anticipated to converge more accurately at the probability distribution's peaks as these points are where the agent's distance information is found in abundance.

The hypothesis space \mathcal{H} is constructed by the indicator

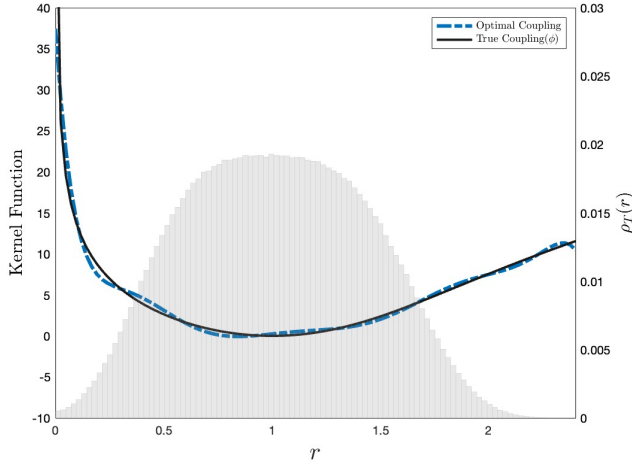


Fig. 5: This figure depicted the *original* coupling function ϕ , probability density ρ and the *best approximation* of original couplings, $\hat{\phi}$, over hypothesis space \mathcal{H} for the second example in Subsection VII-B

functions that are orthogonal to each other, i.e.,

$$\int_0^R \psi_q(r) \psi_{q'}(r) r^2 \rho(dr) = 0,$$

for all $q \neq q'$. Therefore, Ξ_M is a diagonal matrix. We can further simplify (51) and get

$$c_{\mathcal{H}} = \lambda_{\min}(\Xi_{\mathcal{H}}^{-1} \Upsilon_{\mathcal{H}}) = 3.8469 > 0,$$

which indicates that the candidate hypothesis space is coercive and convex. Thus, Theorem 3 can be applied, which asserts that the empirical estimator converges to the original function with respect to $L_{\rho}^{2,*}$ -norm, i.e., the convergence depends on the probability density ρ and it is not pointwise. From Figure 2, one can conclude that $(\hat{\phi}_T - \phi)^2$ can assume relatively large values compared to $\nu_{\rho, \hat{\phi}_T}(r)$, while their peaks are in different regions.

Table I displays the empirical error $\mathcal{E}_T(\hat{\phi}_T)$, the distance of the estimated and the original couplings $\|\phi - \hat{\phi}_T\|_{L_{\rho}^{2,*}}$, and the Kullback–Leibler divergence $D_{KL}(\rho||\hat{\rho})$ for various trajectory lengths. We remark that the $D_{KL}(\rho||\hat{\rho}_T)$ is computed empirically from the sample trajectory. The results in Table I are in line with Theorem 3, where both the empirical error and the distance between the estimator and the original function are expected to decrease to certain saturation values as T increases.

It should be emphasized that the original coupling function does not belong to the hypothesis space. As a result, the error function $\mathcal{E}_T(\hat{\phi}_T)$ is expected to reach a saturation level. On the other hand, the Kullback–Leibler divergence $D_{KL}(\rho||\hat{\rho}_T)$ decreases at a slower rate than the empirical error. This hints that even with small sample trajectories, which result in an estimator that is usually far from the original function, the probability distribution $\hat{\rho}_T$ can be close to ρ as the network structure remains intact.

T	$\mathcal{E}_T(\hat{\phi}_T)$	$\ \phi - \hat{\phi}_T\ _{L_{\rho}^{2,*}}$	$D_{KL}(\rho \hat{\rho}_T)$
10^2	0.0809	0.0917	0.0013
10^3	0.0256	0.0298	7.54×10^{-5}
10^4	0.0081	0.0117	5.63×10^{-5}
10^5	0.0026	0.0073	4.46×10^{-5}
10^6	0.0008	0.0021	2.97×10^{-5}
∞	0.0004	0.0018	2.47×10^{-5}

TABLE I: This Table illustrates the error functional, $\mathcal{E}(\hat{\phi}_T)$, the distance of empirical estimator and the original function, $\|\phi - \hat{\phi}\|_{L_{\rho}^{2,*}}$ and the Kullback–Leibler divergence, $D_{KL}(\rho||\hat{\rho})$, with different trajectory length T for the first example in Subsection VII-A

B. Collision Avoidance Formation

We consider formation control of a group of agents along the horizontal axis that are coupled through a graph with chain topology [20]. This model appears in several applications including placement of mobile sensors and surveillance with flying machines such as satellite. To avoid collision between every two consecutive agent, we use a nonlinear coupling that generates repulsive force when the agents are too close to each other and attractive force when they are far away. The control objective is maintain these agents in a certain distance r_0 from each other in presence of exogenous noise. The underlying communication graph \mathcal{G}_0 is an undirected chain graph, as shown in Fig. 4, in which the agents are only allowed to communicate with their nearest neighbors. The dynamics of the network is given by (1) with $d = 1$,

$$k_{ij} = \begin{cases} 1 & \text{if } j \in \{i+1, i-1\} \\ 0 & \text{if otherwise} \end{cases},$$

and coupling function

$$\phi(r) = \frac{\Gamma(r - r_0)^2}{(a - (r - r_0)^3)^\eta}, \quad (54)$$

where a, Γ , and η are positive constants. Figure 5 depicts the coupling function and it is assumed that each agent is disturbed by a uniform bounded noise with mean zero and $\mathbb{E}[w_i^T w_i] = (\omega^2/3)I$. In order to achieve the desired formation, we change the equilibrium of the swarm dynamics (1) to $\mathbf{b} = [0, r_0, 2r_0, \dots, nr_0]$. It is assumed that there is no prior knowledge about the coupling function and that the hypothesis space is the set of all polynomials with order less than or equal to $Q = 10$, i.e., every function $\psi \in \mathcal{H}$ can be represented by

$$\psi(r) = \sum_{q=1}^Q \varrho_q r^q. \quad (55)$$

Adopting polynomials as our hypothesis space will allow us to apply the method introduced in Subsection VI-B to estimate the coercivity condition. After calculations, the coercivity is $c_{\mathcal{H}} = 0.0371$, which shows that the candidate hypothesis space is coercive with respect to probability distribution ρ . In this case study, the number of agents is $n = 20$, the coupling

parameters are

$$\Gamma = 10, \quad \eta = 0.4, \quad r_0 = 1, \quad a = 1.01,$$

and the initial condition is drawn randomly from the uniform distribution over $[-20, 20]$. It is further assumed that the maximum communication range between the agents is 3 units, i.e., $R_0 = 3$, as a result, the parameter $S_0 = 43.0957$. Example 1 states that in order for the current path networks to have counteractive dynamics the time step h needs to satisfy $h \leq 0.0118$, therefore we chose $h = 0.01$. As a consequence of Theorem 1 the dynamical network with the proposed coupling function is geometrically ergodic. The numerical results for different trajectory length $T = 10^2, 10^3, 10^4, 10^5$ are depicted in Fig. 3. The top row shows the probability distribution ρ_T , along with the original coupling function ϕ , and the learned coupling function $\hat{\phi}_T$. The second row shows the distance between the original and the learned coupling function with respect to the weighted pointwise error (52). The last row illustrates the pointwise squared error between the original and the learned coupling functions. For better illustration, the last two rows have different scales as the error levels change drastically with the length of the sample trajectory.

Fig. 3 illustrates that the learning accuracy and the distribution function ρ_T depend on the length of the sampling trajectory. As $T \rightarrow \infty$, the probability ρ_T converges to the stationary probability ρ . The candidate hypothesis space for this experiment is coercive. Thus, Theorem 3 can be applied, which implies that the convergence happens with respect to $L_{\rho}^{2,*}$ -norm. Despite the fact that the estimation diverges from the original couplings in some regions, one can observe that $\nu_{\rho}(r)$ converges to zero almost everywhere on the interval $[0, R]$. Hence, the estimator converges over those regions where information are found in abundance.

T	$\mathcal{E}_T(\hat{\phi}_T)$	$\ \phi - \hat{\phi}_T\ _{L_{\rho}^{2,*}}$
10^2	0.2580	3.8379
10^3	0.0815	0.7556
10^4	0.0259	0.5574
10^5	0.0083	0.3606
∞	0.0011	0.3060

TABLE II: This Table illustrates the error functional, $\mathcal{E}(\hat{\phi}_T)$ and the distance of empirical estimator and the original function, $\|\phi - \hat{\phi}_T\|_{L_{\rho}^{2,*}}$, with different trajectory lengths T for the second example in Subsection VII-B

The numerical values of the learning error $\mathcal{E}_T(\hat{\phi}_T)$, the distance of the estimated and the original function $\|\phi - \hat{\phi}_T\|_{L_{\rho}^{2,*}}$ are reported in Table II. In spite the fact that both empirical error \mathcal{E}_T and the distance between the empirical estimator and the original coupling function are strictly decreasing as sample trajectory length increases, they both reach a saturation level. However, the reason why these parameters saturate is different in each case. According to (26), $\mathcal{E}_T(\psi)$ contains two parts, where the first term depends on the difference between the candidate coupling function and the original one, while the second term, that is given by

σ^2/N_e , depends solely on the noise variance. On the contrary, the source of saturation in $\|\phi - \hat{\phi}_T\|_{L_{\rho}^{2,*}}$ originates from the limitation of the hypothesis space \mathcal{H} to approximate the original coupling function, which is discussed in Theorem 3. The distance between the empirical estimator from the original coupling function tends to the distance between the original coupling function and \mathcal{H} as the original coupling function does not belong to \mathcal{H} . Fig. 5 illustrates the best coupling function that one can learn from \mathcal{H} alongside the expected probability density ρ . This function is obtained by taking samples from ϕ with respect to the probability density function ρ . It can be seen that $\hat{\phi}_T$ is close to the best possible approximation.

VIII. CONCLUSIONS

We develop a framework to learn nonlinear coupling functions for a class of stochastic dynamical networks using only one, but long enough, sample trajectory. This requires us to prove that such networks can generate geometrically ergodic trajectories in order to ensure that collecting new sample points along the same trajectory will contain useful information for learning purposes. We obtain several error bounds for the learning accuracy and show that as the length of the sample trajectory increases, the quality of learning improves to its limit.

REFERENCES

- [1] Mattia Bongini et al. “Inferring interaction rules from observations of evolutive systems I: The variational approach”. In: *Mathematical Models and Methods in Applied Sciences* 27.05 (2017), pp. 909–951.
- [2] Steven L Brunton, Joshua L Proctor, and J Nathan Kutz. “Discovering governing equations from data by sparse identification of nonlinear dynamical systems”. In: *Proceedings of the national academy of sciences* 113.15 (2016), pp. 3932–3937.
- [3] Xiaohui Chen. “Maximum likelihood estimation of potential energy in interacting particle systems from single-trajectory data”. In: *Electronic Communications in Probability* 26 (2021), pp. 1–13.
- [4] Ole Christensen et al. *An introduction to frames and Riesz bases*. Vol. 7. Springer, 2003.
- [5] Daren BH Cline and Huay-min H Pu. “Geometric ergodicity of nonlinear time series”. In: *Statistica Sinica* (1999), pp. 1103–1118.
- [6] Felipe Cucker and Ernesto Mordecki. “Flocking in noisy environments”. In: *Journal de mathématiques pures et appliquées* 89.3 (2008), pp. 278–296.
- [7] Felipe Cucker and Steve Smale. “Emergent behavior in flocks”. In: *IEEE Transactions on automatic control* 52.5 (2007), pp. 852–862.
- [8] Felipe Cucker and Steve Smale. “On the mathematics of emergence”. In: *Japanese Journal of Mathematics* 2.1 (2007), pp. 197–227.
- [9] Felipe Cucker and Ding Xuan Zhou. *Learning theory: an approximation theory viewpoint*. Vol. 24. Cambridge University Press, 2007.

- [10] Sarah Dean et al. “On the sample complexity of the linear quadratic regulator”. In: *Foundations of Computational Mathematics* 20.4 (2020), pp. 633–679.
- [11] Sarah Dean et al. “Safely learning to control the constrained linear quadratic regulator”. In: *2019 American Control Conference (ACC)*. IEEE. 2019, pp. 5582–5588.
- [12] D. Foster, T. Sarkar, and A. Rakhlin. “Learning nonlinear dynamical systems from a single trajectory”. In: *Learning for Dynamics and Control*. PMLR. 2020, pp. 851–861.
- [13] Crispin W Gardiner et al. *Handbook of stochastic methods*. Vol. 3. springer Berlin, 1985.
- [14] Olle Haggstrom and Jeffrey Rosenthal. “On variance conditions for Markov chain CLTs”. In: *Electronic Communications in Probability* 12 (2007), pp. 454–464.
- [15] Moritz Hardt, Tengyu Ma, and Benjamin Recht. “Gradient descent learns linear dynamical systems”. In: *arXiv preprint arXiv:1609.05191* (2016).
- [16] Søren Tolver Jensen and Anders Rahbek. “On the law of large numbers for (geometrically) ergodic Markov chains”. In: *Econometric Theory* 23.4 (2007), pp. 761–766.
- [17] Dennis Kristensen. “Geometric ergodicity of a class of Markov chains with applications to time series models”. In: *Available at SSRN 831068* (2005).
- [18] M. Kurt, A. Mivehchi, and K. Moored. “High-Efficiency Can Be Achieved for Non-Uniformly Flexible Pitching Hydrofoils via Tailored Collective Interactions”. In: *Fluids* 6:233.7 (2021).
- [19] Michał Lemańczyk. “General Bernstein-like inequality for additive functionals of Markov chains”. In: *Journal of Theoretical Probability* 34.3 (2021), pp. 1426–1454.
- [20] Guangyi Liu, Christoforos Somarakis, and Nader Motee. “Risk of Cascading Failures in Time-Delayed Vehicle Platooning”. In: *2021 60th IEEE Conference on Decision and Control (CDC)*. IEEE. 2021, pp. 4841–4846.
- [21] Fei Lu, Mauro Maggioni, and Sui Tang. “Learning interaction kernels in heterogeneous systems of agents from multiple trajectories.” In: *J. Mach. Learn. Res.* 22 (2021), pp. 32–1.
- [22] Fei Lu et al. “Nonparametric inference of interaction laws in systems of agents from trajectory data”. In: *Proceedings of the National Academy of Sciences* 116.29 (2019), pp. 14424–14433.
- [23] Sean P Meyn and Richard L Tweedie. *Markov chains and stochastic stability*. Springer Science & Business Media, 2012.
- [24] Mehryar Mohri, Afshin Rostamizadeh, and Ameet Talwalkar. *Foundations of machine learning*. MIT press, 2018.
- [25] Tomaso Poggio and Christian R Shelton. “On the mathematical foundations of learning”. In: *American Mathematical Society* 39.1 (2002), pp. 1–49.
- [26] E. Rimon and D.E. Koditschek. “Exact robot navigation using artificial potential functions”. In: *IEEE Transactions on Robotics and Automation* 8.5 (1992), pp. 501–518. DOI: 10.1109/70.163777.
- [27] Gareth O Roberts and Jeffrey S Rosenthal. “Variance bounding Markov chains”. In: *The Annals of Applied Probability* 18.3 (2008), pp. 1201–1214.
- [28] S.H. Strogatz. “From Kuramoto to Crawford: exploring the onset of synchronization in populations of coupled oscillators”. In: *Physica D: Nonlinear Phenomena* 143.1 (2000), pp. 1–20.
- [29] Steven H Strogatz. “Norbert Wiener’s brain waves”. In: *Frontiers in mathematical biology*. Springer, 1994, pp. 122–138.
- [30] Howell Tong. *Non-linear time series: a dynamical system approach*. Oxford University Press, 1990.
- [31] Tamás Vicsek et al. “Novel type of phase transition in a system of self-driven particles”. In: *Physical review letters* 75.6 (1995), p. 1226.

IX. APPENDIX A. RELATED THEOREMS

In this appendix we consider the Markov chain evolve by equation (17) i.e.,

$$Y_{t+1} = G(Y_t, W_{t+1}), \quad t \in \mathbb{Z}_+,$$

where $G : \mathcal{Y} \times \mathcal{O}_W \rightarrow \mathcal{Y}$, $\{Y_t\}$ is a q -dimensional Markov chain taking values in $\mathcal{Y} \subset \mathbb{R}^q$, and noise W_t is \mathbb{R}^p -valued i.i.d random variables with support \mathcal{O}_W .

For ease of notation let us define functions $G_n, n \geq 1$ inductively by

$$G_1(Y, W_1) = G(Y, W_1)$$

and

$$G_{n+1}(Y, W_1, \dots, W_{n+1}) = G(G_n(Y, W_1, \dots, W_n), W_{n+1})$$

for $n \geq 1$. In the following theorem, we recall a sufficient condition for the the Markov chain $\{Y_t\}$ to be geometrically ergodic.

Theorem 5. *For the Markov chain $\{Y_t\}$ evolve by difference equation (18), we assume that the following conditions are satisfied:*

- (A0) *The sequence $W_t \in \mathcal{O}_W$ is an i.i.d random variables on \mathbb{R}^p , and W_t are independent of the initial condition, Y_0 . The marginal distribution is given by a lower semicontinuous density function \mathbf{g} w.r.t. Lebesgue measure which has support $\mathcal{O}_W = \{y \in \mathcal{Y} | \mathbf{g}(y) > 0\}$.*
- (A1) *There exist a pair $(Y^*, W^*) \in \mathcal{Y} \times \mathcal{O}_W$ such that*

$$Y^* = \lim_{n \rightarrow \infty} G_n(Y, W^*, W^*, \dots, W^*), \quad Y \in \mathcal{Y}.$$

- (A2) *The function $(Y, W) \mapsto G(Y, W)$ is continuous on $\mathcal{Y} \times \mathcal{O}_W$ and differentiable at (Y^*, W^*) .*
- (A3) *The matrices $\mathbf{A} = \partial_Y G(Y^*, W^*)$ have spectral radius $\max\{|\lambda_{\mathbf{A}}|\} < 1$, and $\mathbf{B} = \partial_W G(Y^*, W^*)$ satisfies*

$$\text{rank}(\mathbf{C}_q) = \text{rank}[\mathbf{A}^{q-1}\mathbf{B} \mid \mathbf{A}^{q-2}\mathbf{B} \mid \dots \mid \mathbf{A}\mathbf{B} \mid \mathbf{B}] = q.$$

- (A4) *There exist a continuous function $V : \mathcal{Y} \rightarrow [0, \infty)$ satisfying $V(Y) \rightarrow \infty$ as $\|Y\| \rightarrow \infty$, and constants $c_V > 0$, $\rho \in (0, 1)$, and $T \geq 1$ such that*

$$\mathbb{E}[V(Y_T) \mid Y_0 = y] \leq \rho V(y) + C_V, \quad \forall y \in \mathcal{Y}.$$

Then $\{Y_t\}$ is geometrically ergodic chain that has a stationary solution with an invariant distribution π . Furthermore

$$\mathbb{E}_\pi[V(Y_t)] < \infty,$$

where $\mathbb{E}_\pi[\cdot]$ represent the expectation with respect to stationary distribution π .

Proof. We refer to reference [17] for complete proof. \square

Theorem 6. Assume that $\{Y_t\}$ is a geometrically ergodic chain with invariant probability π then the law of large numbers (LLN) holds for any function g satisfying $\mathbb{E}_\pi[|g|] < \infty$ i.e.

$$\lim_{n \rightarrow \infty} \frac{1}{n} \sum_{i=1}^n g(Y_i) = \mathbb{E}_\pi[g]. \quad (56)$$

Proof. We refer to references [16, 23] for complete proof. \square

To study nonlinear dynamics on a network with the presence of bounded noises, we can need a concentration inequality for geometrically ergodic Markov chains.

Theorem 7. Let $\{Y_t\}$ be a geometrically ergodic Markov chain with state space \mathcal{Y} , π be its unique stationary probability measure, and let $g : \mathcal{Y} \rightarrow \mathbb{R}$ be a bounded measurable function such that $\mathbb{E}_\pi[g] = 0$. Then for $Y_0 \in \mathcal{Y}$, one can find constants \mathcal{C}_e, τ depending only on Y_0 and the transition probability $\mathbb{P}(\cdot, \cdot)$ such that for all $\gamma > 0$,

$$\mathbb{P}_{Y_0} \left(\left| \sum_{i=0}^{n-1} g(Y_i) \right| > \gamma \right) \leq \mathcal{C}_e \exp \left(- \frac{\gamma^2}{32n\sigma_{\mathcal{M}}^2 + \tau\gamma \|g\|_\infty \log(n)} \right), \quad (57)$$

where

$$\sigma_{\mathcal{M}}^2 = \text{Var}_\pi(g(Y_0)) + 2 \sum_{i=1}^{\infty} \text{Cov}_\pi(g(Y_0), g(Y_i)), \quad (58)$$

is the asymptotic variance of the process $\{g(Y_i)\}_{i \geq 1}$.

Proof. We refer to reference [19] for complete proof \square

Lemma 2. The asymptotic variance is finite and bounded if function g in Theorem 7 satisfies

$$\mathbb{E}_\pi[g^2] \leq \infty,$$

and the Markov chain $\{x_t\}$ is geometrically ergodic and reversible. Moreover, there exists a nonnegative constant $c_{\mathcal{M}}$ such that

$$\sigma_{\mathcal{M}}^2 \leq c_{\mathcal{M}} \text{Var}_\pi(h). \quad (59)$$

Proof. We refer to references [27, 14] for complete proof. \square

X. APPENDIX B. PROOFS

Proof of Proposition 1. From (4) and (13), we have

$$\|x_{t+1}\| \leq \zeta \|x_t\| + h\omega,$$

holds almost surely. Applying the above estimate repeatedly, we obtain

$$\|x_{t+1}\| \leq \zeta^{t+1} \|x_0\| + h\omega \sum_{s=0}^t \zeta^s \leq R_0 + \frac{h\omega}{1-\zeta}, \quad (60)$$

holds almost surely. The last inequality follows from Assumption (3) that implies $\zeta < 1$. This together with the definition of r_t^{ij} completes the proof. \square

Proof of Theorem 1. Let us consider

$$G(x_t, w_t) := (I - hL_{x_t})x_t + hw_t. \quad (61)$$

According to the Theorem 5 in Section IX, for proving ergodicity of Markov chain generated by (13) it suffices to verify conditions (A0)-(A4). Condition (A0) holds as $w_{t,\perp}$ is bounded for all $t \geq 0$. The equilibrium of the network is $(x^*, w^*) := (0, 0)$, i.e., $G(x^*, w^*) = 0$. Thus, (A1) is satisfied. Assumption 1 combined with (61) guarantees continuity of G over $\mathcal{X} \times \mathcal{W}$ and its differentiability at (x^*, w^*) , which implies that (A2) holds. Let us define

$$A := \frac{\partial G}{\partial x}(0, 0) = M_n - hL_0, \quad B := \frac{\partial G}{\partial w}(0, 0) = hM_n,$$

where L_0 is the Laplacian matrix (3) evaluated at 0. By Assumption 2, L_0 has a simple eigenvalue at zero with the corresponding eigenspace Δ . Therefore, the restriction of the matrix to Δ^\perp is full rank. Hence, the requirement (A3) holds. Finally, let us consider function $V(x) = x^T x$ on Δ^\perp . This function tends to ∞ as $\|x\| \rightarrow \infty$. It follows that

$$\begin{aligned} \mathbb{E}[V(x_{t+1}) | x_0 = \bar{x}] &= \mathbb{E}[x_t^T (I - hL_{x_t})^T (I - hL_{x_t}) x_t | x_0 = \bar{x}] \\ &\quad + 2h\mathbb{E}[w_t^T (I - hL_{x_t}) x_t | x_0 = \bar{x}] \\ &\quad + h^2\mathbb{E}[w_t^T w_t | x_0 = \bar{x}] \\ &\leq \zeta^2 \mathbb{E}[V(x_t) | x_0 = \bar{x}] + h^2 \sigma^2, \end{aligned}$$

where the last inequality follows from 4 and (14). Applying the above estimate repeatedly proves that the condition (A4) is satisfied. \square

Proof of Lemma 1 For every $\psi_1, \psi_2 \in \mathcal{H}$, (25) can be applied to show that

$$\begin{aligned} |\mathcal{E}(\psi_1) - \mathcal{E}(\psi_2)| &\leq \left(N_e^{-1} \mathbb{E}_\pi \left[\|F_{\psi_1 - \psi_2}(x)\|^2 \right] \right)^{1/2} \\ &\quad \times \left(N_e^{-1} \mathbb{E}_\pi \left[\|F_{\psi_1 + \psi_2 - 2\phi}(x)\|^2 \right] \right)^{1/2} \\ &\leq K^2 \|\psi_1 - \psi_2\|_{L_\rho^{2,*}} \|\psi_1 + \psi_2 - 2\phi\|_{L_\rho^{2,*}} \\ &\leq 2K^2 R(S_{\mathcal{H},R} + \|\phi\|_\infty) \|\psi_1 - \psi_2\|_{L_\rho^{2,*}} \end{aligned}$$

holds almost surely, where the last inequality follows from (29) and (28). One can prove inequality (30) similarly. \square

Proof of Theorem 2. By definition (33), it is evident that $\mathbb{E}_\pi[g_\psi] = 0$. From (32), it follows that $\|g_\psi\|_\infty \leq M$, where $M = 8K^2 R^2 S^2$. Since x_t is geometrically ergodic, we can apply concentration inequality (57) in Theorem 7 in

the Appendix section to obtain an upper bound for probability of $|L_T(\psi)|$ being greater than $\epsilon > 0$, i.e.,

$$\mathbb{P}\{|L_T(\psi)| \geq \epsilon\} \leq C \exp\left\{\frac{-\epsilon^2 T}{32\sigma_{\mathcal{M}}^2(\psi) + \tau\epsilon M \log(T)}\right\} \quad (62)$$

where C_e and τ are constants with respect to parameters of the network (13). Lemma 2 asserts that the asymptotic variance $\sigma_{\mathcal{M}}^2(\psi)$ is bounded for every $\psi \in \mathcal{H}$. If we define $\sigma_{\mathcal{H}} := \sup_{\psi \in \mathcal{H}} \sigma_{\mathcal{M}}(\psi)$, then

$$\frac{-\epsilon^2 T}{32\sigma_{\mathcal{M}}^2(\psi) + \tau\epsilon M \log(T)} \leq \frac{-\epsilon^2 T}{32\sigma_{\mathcal{H}}^2 + \tau\epsilon M \log(T)}.$$

Suppose that $l = \mathcal{N}(\mathcal{H}, \frac{\epsilon S}{2M})$ is the minimum number of disks $\mathcal{D}_1, \dots, \mathcal{D}_l$ to cover \mathcal{H} , where

$$\mathcal{D}_j = \{\psi \in \mathcal{H} \mid \|\psi - \psi_j\|_{\infty} \leq \epsilon S/2M\}.$$

For every $\psi \in \mathcal{D}_j$, the result of Lemma 1 implies that

$$|L_T(\psi) - L_T(\psi_j)| \leq \frac{M}{2S} \|\psi - \psi_j\|_{\infty} \leq \frac{\epsilon}{4}.$$

Then, we get

$$\sup_{\psi \in \mathcal{D}_j} |L_T(\psi)| \geq \frac{\epsilon}{2} \Rightarrow |L_T(\psi_j)| \geq \frac{\epsilon}{4}$$

for all $1 \leq j \leq l$ and $1 \leq T$, which translates to

$$\mathbb{P}\left\{\sup_{\psi \in \mathcal{D}_j} |L_T(\psi)| \geq \frac{\epsilon}{2}\right\} \leq \mathbb{P}\left\{|L_T(\psi_j)| \geq \frac{\epsilon}{4}\right\}. \quad (63)$$

Since $\{\mathcal{D}_j\}_{j=1}^l$ is a covering of the hypothesis space \mathcal{H} , we have $\mathcal{H} \subset \cup_j \mathcal{D}_j$, which results in

$$\mathbb{P}\left\{\sup_{\psi \in \mathcal{H}} |L_T(\psi)| \geq \epsilon\right\} \leq \sum_{j=1}^l \mathbb{P}\left\{\sup_{\psi \in \mathcal{D}_j} |L_T(\psi)| \geq \epsilon\right\}. \quad (64)$$

The inequality (64) extends the local probability approximation on each \mathcal{D}_j to the hypothesis space \mathcal{H} . For some $\delta \in [0, 1]$, let us assume that

$$\mathbb{P}\left\{\sup_{\psi \in \mathcal{H}} |L_T(\psi)| \geq \epsilon/2\right\} \geq 1 - \delta.$$

Since $\hat{\phi}_T, \hat{\phi} \in \mathcal{H}$, inequalities

$$\mathcal{E}(\hat{\phi}_T) \leq \mathcal{E}_T(\hat{\phi}_T) + \frac{\epsilon}{2} \quad \text{and} \quad \mathcal{E}_T(\hat{\phi}) \leq \mathcal{E}(\hat{\phi}) + \frac{\epsilon}{2}$$

hold with probability at least $1 - \delta$. It follows that

$$\mathcal{E}(\hat{\phi}_T) \leq \mathcal{E}_T(\hat{\phi}_T) + \frac{\epsilon}{2} \leq \mathcal{E}_T(\hat{\phi}) + \frac{\epsilon}{2} \leq \mathcal{E}(\hat{\phi}) + \epsilon$$

holds with the same probability using the fact that $\mathcal{E}_T(\hat{\phi}_T) \leq \mathcal{E}_T(\hat{\phi})$. Finally, we conclude that

$$\mathbb{P}\left\{\mathcal{E}(\hat{\phi}_T) - \mathcal{E}(\hat{\phi}) \leq \epsilon\right\} \leq 1 - \delta,$$

Therefore, replacing $\frac{\epsilon}{4}$ by ϵ in (62) completes the proof. \square Before providing a proof for Theorem 3, we establish some essential results. For every $\psi \in \mathcal{H}$, we define

$$D_T(\psi) := \mathcal{E}_T(\psi) - \mathcal{E}_T(\hat{\phi}) \quad \text{and} \quad D(\psi) := \mathcal{E}(\psi) - \mathcal{E}(\hat{\phi}). \quad (65)$$

Lemma 3. For every $\alpha \in (0, 1)$, $\epsilon > 0$, and $\psi \in \mathcal{H}$, we have

$$\mathbb{P}\left\{\frac{D(\psi) - D_T(\psi)}{D(\psi) + \epsilon} \geq \alpha\right\} \leq C \exp\left\{\frac{-T\alpha^2\epsilon}{16K^2R^2S^2\left(\frac{128K^2c_{\mathcal{M}}}{c_{\mathcal{H}}} + \tau \log(T)\right)}\right\}, \quad (66)$$

where $C, \tau, c_{\mathcal{M}}$ are constants with respect to the rate of ergodicity of (13).

Proof. For every $\psi \in \mathcal{H}$, let us define $\bar{g}_{\psi} : \mathbb{R}^{dn} \rightarrow \mathbb{R}$ by

$$\bar{g}_{\psi}(x_t) := \mathcal{E}_{x_t}(\psi) - \mathcal{E}_{x_t}(\hat{\phi}) - \mathcal{E}(\psi) + \mathcal{E}(\hat{\phi}).$$

It can be verified that $\mathbb{E}_{\pi}[\bar{g}_{\psi}] = 0$ and $\|\bar{g}_{\psi}\|_{\infty} \leq M$, where $M = 8K^2R^2S^2$. As random variable x_t is geometrically ergodic, we can apply (57) to obtain an upper bound for the confidence level. Let us denote the asymptotic variance of $\bar{g}(x_t)$ by $\bar{\sigma}_{\mathcal{M}}(\psi)$. Thus, using Lemma 2, the associated asymptotic variance is bounded by $c_{\mathcal{M}}\text{Var}_{\pi}(\bar{g}_{\psi})$. As a result, we have

$$\begin{aligned} \bar{\sigma}_{\mathcal{M}}^2(\psi) &\leq c_{\mathcal{M}}\text{Var}_{\pi}(\bar{g}_{\psi}) \leq c_{\mathcal{M}}\mathbb{E}_{\pi}\left[(\mathcal{E}_{x_t}(\psi) - \mathcal{E}_{x_t}(\hat{\phi}))^2\right] \\ &\leq c_{\mathcal{M}}K^4\|\psi - \hat{\phi}\|_{L_{\rho}^{2,*}}^2\|\psi + \hat{\phi} - 2\phi\|_{L_{\rho}^{2,*}} \\ &\leq 64c_{\mathcal{M}}S^2R^2K^4\|\psi - \hat{\phi}\|_{L_{\rho}^{2,*}}^2 \\ &\leq \frac{8c_{\mathcal{M}}MK^2}{c_{\mathcal{H}}}(\mathcal{E}(\psi) - \mathcal{E}(\hat{\phi})) = \frac{8c_{\mathcal{M}}MK^2}{c_{\mathcal{H}}}D(\psi), \end{aligned}$$

where the last inequality comes from the coercivity condition (36). Applying Theorem 7 gives us

$$\mathbb{P}\left\{\frac{D(\psi) - D_T(\psi)}{D(\psi) + \epsilon} \geq \alpha\right\} \leq C \exp\left\{\frac{-\alpha^2T^2(D(\psi) + \epsilon)^2}{32T\bar{\sigma}_{\mathcal{M}}^2(\psi) + 2\tau\alpha T(D(\psi) + \epsilon)\log(T)}\right\}. \quad (67)$$

A closer investigation of the exponential rate in (67) reveals that

$$\begin{aligned} &\frac{\alpha^2T^2(D(\psi) + \epsilon)^2}{32T\bar{\sigma}_{\mathcal{M}}^2(\psi) + 2\tau\alpha TM(D(\psi) + \epsilon)\log(T)} \\ &\geq \frac{T\alpha^2(D(\psi) + \epsilon)^2}{32\left(\frac{8c_{\mathcal{M}}MK^2}{c_{\mathcal{H}}}D(\psi)\right) + 2\tau\alpha M(D(\psi) + \epsilon)\log(T)} \\ &\geq \frac{T\alpha^2(D(\psi) + \epsilon)}{\frac{256c_{\mathcal{M}}MK^2}{c_{\mathcal{H}}} + 2\tau\alpha M\log(T)} \\ &\geq \frac{T\alpha^2\epsilon}{\frac{256c_{\mathcal{M}}MK^2}{c_{\mathcal{H}}} + 2\tau M\log(T)}. \end{aligned}$$

The last inequality follows from the fact that $D(\psi) > 0$ for all $\psi \in \mathcal{H}$ and $0 < \alpha < 1$. The above inequality together with the concentration inequality (67) completes the proof. \square

The following Proposition extend the result of Lemma 3 to the entire hypothesis space \mathcal{H} .

Proposition 2. For all $\epsilon > 0$ and $\alpha \in (0, 1)$, we have

$$\mathbb{P} \left\{ \sup_{\psi \in \mathcal{H}} \frac{D(\psi) - D_T(\psi)}{D(\psi) + \epsilon} \geq 3\alpha \right\} \leq C \mathcal{N} \left(\mathcal{H}, \frac{\alpha \epsilon}{4K^2 R^2 S} \right) \times \exp \left\{ \frac{-T\alpha^2 \epsilon}{16K^2 S^2 R^2 \left(\frac{128c_{\mathcal{M}} K^2}{c_{\mathcal{H}}} + \tau \log(T) \right)} \right\}, \quad (68)$$

where constants $c_{\mathcal{M}}, \tau, C$ are as in Theorem 3.

Proof. According to Lemma 3, inequality

$$\frac{D(\psi_1) - D_T(\psi_1)}{D(\psi_1) + \epsilon} > \alpha \quad (69)$$

holds with probability at most

$$\delta^* = C \exp \left\{ \frac{-T\alpha^2 \epsilon}{16K^2 R^2 S^2 \left(\frac{128K^2 c_{\mathcal{M}}}{c_{\mathcal{H}}} + \tau \log(T) \right)} \right\}.$$

If $\psi_1, \psi_2 \in \mathcal{H}$ such that $\|\psi_1 - \psi_2\|_{\infty} \leq \frac{\alpha \epsilon}{4K^2 R^2 S}$, then

$$\frac{D(\psi_2) - D_T(\psi_2)}{D(\psi_2) + \epsilon} = \frac{L_T(\psi_2) - L_T(\psi_1)}{D(\psi_2) + \epsilon} + \frac{L_T(\psi_1) - L_T(\hat{\phi})}{D(\psi_2) + \epsilon}.$$

Using (32), the first term is bounded by

$$\begin{aligned} \frac{L_T(\psi_2) - L_T(\psi_1)}{D(\psi_2) + \epsilon} &\leq \frac{4K^2 R^2 S \|\psi_1 - \psi_2\|_{\infty}}{D(\psi_2) + \epsilon} \\ &\leq \frac{\alpha \epsilon}{D(\psi_2) + \epsilon} \leq \alpha \end{aligned}$$

with probability at most δ^* , where the last inequality is a consequence of $D(\psi_2) \geq 0$. For the second term, by applying Lemma 1 and utilizing the fact that $0 < \alpha < 1$, we have

$$\mathcal{E}(\psi_1) - \mathcal{E}(\psi_2) \leq 2K^2 R^2 S^2 \|\psi_1 - \psi_2\|_{\infty} \leq \frac{\alpha \epsilon}{2} \leq \epsilon,$$

which implies that $\frac{D(\psi_1) + \epsilon}{D(\psi_2) + \epsilon} \leq 2$. Therefore,

$$\frac{L_T(\psi_1) - L_T(\hat{\phi})}{D(\psi_2) + \epsilon} = \frac{D(\psi_1) - D_T(\psi_1)}{D(\psi_2) + \epsilon} \leq \alpha \frac{D(\psi_1) + \epsilon}{D(\psi_2) + \epsilon} \leq 2\alpha.$$

The combination of the above inequalities implies that if (69) holds with probability at most δ^* , then

$$\frac{D(\psi_2) - D_T(\psi_2)}{D(\psi_2) + \epsilon} > 3\alpha \quad (70)$$

holds with the same probability. One can complete the proof similar to the proof of Theorem 2 by employing the covering disks and extending the local results on each disk to the entire \mathcal{H} . \square

Proof of Theorem 3. By utilizing Proposition 2 with $\alpha = \frac{1}{6}$, it follows that

$$\frac{D_{\infty}(\psi) - D_T(\psi)}{D_{\infty}(\psi) + \epsilon} < \frac{1}{2} \quad (71)$$

for all large enough T , holds for all $\psi \in \mathcal{H}$ with probability at least $1 - \delta$. Then, it suffices to prove that

$$\|\hat{\phi}_T - \phi\|_{L_{\rho}^{2,*}}^2 \leq \frac{2\epsilon}{c_{\mathcal{H}}} + \left(4 + \frac{4K}{c_{\mathcal{H}}} \right) \inf_{\psi \in \mathcal{H}} \|\phi - \psi\|_{L_{\rho}^{2,*}}^2. \quad (72)$$

If $\psi = \hat{\phi}_T$, then

$$D(\hat{\phi}) < 2D_T(\hat{\phi}_T) + \epsilon.$$

From the definition of $D(\cdot)$ and $D_T(\cdot)$ in (65), we have

$$\mathcal{E}(\hat{\phi}_T) - \mathcal{E}(\hat{\phi}) < 2(\mathcal{E}_T(\hat{\phi}_T) - \mathcal{E}_T(\hat{\phi})) + \epsilon \leq \epsilon,$$

where the last inequality holds based on the fact that $\hat{\phi}_T$ minimizes $\mathcal{E}_T(\cdot)$, which implies $\mathcal{E}_T(\hat{\phi}_T) - \mathcal{E}_T(\hat{\phi}) \leq 0$. From (38), one has

$$c_{\mathcal{H}} \|\hat{\phi}_T - \hat{\phi}\|_{L_{\rho}^{2,*}}^2 \leq \mathcal{E}(\hat{\phi}_T) - \mathcal{E}(\hat{\phi}) < \epsilon.$$

On the other hand, for any $\psi \in \mathcal{H}$ we have

$$\begin{aligned} \|\hat{\phi} - \phi\|_{L_{\rho}^{2,*}}^2 &\leq 2\|\psi - \phi\|_{L_{\rho}^{2,*}}^2 + 2\|\hat{\phi} - \psi\|_{L_{\rho}^{2,*}}^2 \\ &\leq 2\|\phi - \psi\|_{L_{\rho}^{2,*}}^2 + \frac{2}{c_{\mathcal{H}}} (\mathcal{E}(\psi) - \mathcal{E}(\phi) + \mathcal{E}(\phi) - \mathcal{E}(\hat{\phi})) \\ &\leq \left(2 + \frac{2K}{c_{\mathcal{H}}} \right) \|\phi - \psi\|_{L_{\rho}^{2,*}}^2, \end{aligned}$$

where the second inequality holds by coercivity condition and the last inequality follows from the fact that $\mathcal{E}(\phi) \leq \mathcal{E}(\hat{\phi}_{\infty})$ and the argument used to prove (38). Taking infimum with respect to $\psi \in \mathcal{H}$ results in

$$\|\hat{\phi} - \phi\|_{L_{\rho}^{2,*}}^2 \leq \left(2 + \frac{2K}{c_{\mathcal{H}}} \right) \inf_{\psi \in \mathcal{H}} \|\phi - \psi\|_{L_{\rho}^{2,*}}^2. \quad (73)$$

Finally, for the distance between $\hat{\phi}_T$ and ϕ , inequality

$$\begin{aligned} \|\hat{\phi}_T - \phi\|_{L_{\rho}^{2,*}}^2 &\leq 2\|\phi - \hat{\phi}\|_{L_{\rho}^{2,*}}^2 + 2\|\hat{\phi}_T - \hat{\phi}\|_{L_{\rho}^{2,*}}^2 \\ &\leq \frac{2\epsilon}{c_{\mathcal{H}}} + \left(4 + \frac{4K}{c_{\mathcal{H}}} \right) \inf_{\psi \in \mathcal{H}} \|\phi - \psi\|_{L_{\rho}^{2,*}}^2, \end{aligned}$$

holds with probability at least $1 - \delta$, which proves (39). \square

Proof of Theorem 4 From Theorem 3 and the fact that $\phi \in \mathcal{K}_{R,S}$, we have

$$\mathbb{P} \left\{ \|\hat{\phi}_T - \phi\|_{L_{\rho}^{2,*}} \geq \epsilon \right\} \leq C \mathcal{N} \left(\mathcal{H}, \frac{\epsilon^2 S c_{\mathcal{H}}}{3M} \right) \times \exp \left\{ \frac{-T\epsilon^2 c_{\mathcal{H}}^2}{12M(128c_{\mathcal{M}}K^2 + \tau c_{\mathcal{H}} \log(T))} \right\},$$

where $M = 8K^2 R^2 S^2$. For set $\mathcal{K}_{R,S}$, we can approximate $\mathcal{N}(\mathcal{K}_{R,S}, l)$ by

$$\mathcal{N}(\mathcal{K}_{R,S}, l) \leq e^{\frac{\kappa}{l}}, \quad (74)$$

where κ is a constant dependent on $\mathcal{K}_{R,S}$ and K [9]. It follows that

$$\mathbb{P} \{ \|\hat{\phi}_T - \phi\|_{L_{\rho}^{2,*}} \geq \epsilon \} \leq \exp \left\{ \frac{6M\kappa}{\epsilon^2 c_{\mathcal{H}} S} - \frac{T\epsilon^2 c_{\mathcal{H}}^2}{12M(128c_{\mathcal{M}}K^2 + \tau c_{\mathcal{H}} \log(T))} + c_0 \right\},$$

where $c_0 = \log(C_0)$. For simplicity of our notations, let us set $c_1 = \frac{6M\kappa}{c_{\mathcal{H}} S}$, $c_2 = \frac{Tc_{\mathcal{H}}^2}{12M(128c_{\mathcal{M}}K^2 + \tau c_{\mathcal{H}} \log(T))}$, which results in

$$\mathbb{P} \left\{ \|\hat{\phi}_T - \phi\|_{L_{\rho}^{2,*}} \geq \epsilon \right\} \leq \exp \left\{ \frac{c_1}{\epsilon^2} - c_2 \epsilon^2 + c_0 \right\}.$$

Solving $\frac{c_1}{\epsilon^2} - c_2\epsilon^2 + c_0 = 0$ gives us $\epsilon^* = \sqrt{\frac{c_0 + \sqrt{c_0^2 + 4c_1c_2}}{2c_2}}$.

Thus, we have

$$\mathbb{P} \left\{ \|\hat{\phi}_T - \phi\|_{L_{\rho}^{2,*}} \geq \epsilon \right\} \leq \begin{cases} \exp \left\{ \frac{c_1}{\epsilon^2} - c_2\epsilon^2 + c_0 \right\} & \text{if } \epsilon > \epsilon^* \\ 1 & \text{if } \epsilon \leq \epsilon^* \end{cases}.$$

Taking integral results in

$$\mathbb{E}_{\pi} \left[\|\hat{\phi}_T - \phi\|_{L_{\rho}^{2,*}} \right] \leq \gamma \sqrt[4]{\frac{128c_{\mathcal{M}}K^2 + \tau c_{\mathcal{H}} \log(T)}{Tc_{\mathcal{H}}^2}}, \quad (75)$$

where γ is a constant that depends on S, K, R, C . \square