

Knowledge Graph Contrastive Learning based on Relation-Symmetrical Structure

Ke Liang*, Yue Liu*, Sihang Zhou, Wenxuan Tu, Yi Wen, Xihong Yang,
Xiangjun Dong[†], Xinwang Liu[†], *Senior Member, IEEE*,

Abstract—Knowledge graph embedding (KGE) aims at learning powerful representations to benefit various artificial intelligence applications. Meanwhile, contrastive learning has been widely leveraged in graph learning as an effective mechanism to enhance the discriminative capacity of the learned representations. However, the complex structures of KG make it hard to construct appropriate contrastive pairs. Only a few attempts have integrated contrastive learning strategies with KGE. But, most of them rely on language models (e.g., Bert) for contrastive pair construction instead of fully mining information underlying the graph structure, hindering expressive ability. Surprisingly, we find that the entities within a relational symmetrical structure are usually similar and correlated. To this end, we propose a knowledge graph contrastive learning framework based on relation-symmetrical structure, KGE-SymCL, which mines symmetrical structure information in KGs to enhance the discriminative ability of KGE models. Concretely, a plug-and-play approach is proposed by taking entities in the relation-symmetrical positions as positive pairs. Besides, a self-supervised alignment loss is designed to pull together positive pairs. Experimental results on link prediction and entity classification datasets demonstrate that our KGE-SymCL can be easily adopted to various KGE models for performance improvements. Moreover, extensive experiments show that our model could outperform other state-of-the-art baselines.

Index Terms—Knowledge Graph Embedding, Self-Supervised Contrastive Learning, Graph Learning, Symmetrical Property.

1 INTRODUCTION

KNOWLEDGE graphs (KGs), as a graphical representation of human knowledge, benefit many artificial intelligence applications, such as question answering [1], social recommendation [2], [3], [4], logic reasoning [5], [6], text generation [7], [8] and code analysis [9]. Motivated by their success, researchers have recently focused on developing better knowledge graph embedding (KGE) models to generate high-quality entity and relation representations for performance improvements.

Recent KGE models can be roughly categorized into three types [10], [11], [12], [13] as follows: (1) translational distance models, e.g., TransE [14], RotaE [15], QuatE [16], DualE [17], HAKE [18], (2) semantic matching models, e.g., DisMult [19], RESCAL [20], ComplEX [21], ConvE [22], (3) GNN-based models, e.g., RGCN [23], KBGAT [24], COMPGCN [25]. Motivated by the great success of graph contrastive learning, researchers attempt to integrate contrastive learning mechanisms with KGE for more powerful representations [26], [27]. Generally speaking, the essence of contrastive learning is to mine the hidden information between samples by pulling together similar samples and pushing away dissimilar samples. Thus, constructing high-confidence contrastive pairs is important to the discriminative ability of contrastive learning models. Until now, only a few

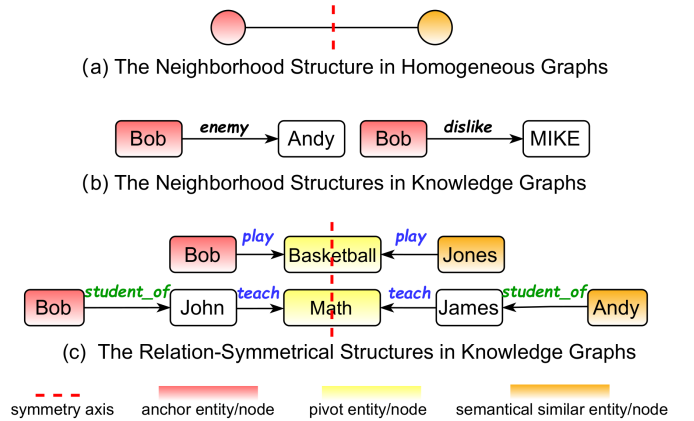


Figure 1: Illustration of the neighborhood and relation-symmetrical structures, where relationships (i.e., play, teach, student_of) are symmetrical (See Def. 2). Sub-Figure (a) and (b) show the differences between neighborhood structures in homogeneous graphs and KGs. The semantics of neighbors may be opposite in KGs, while they are usually assumed to be similar in homogeneous graphs. Sub-Figure (c) shows that symmetrical entities in relation-symmetrical structures will be similar in KGs.

- * Equal contribution.
- [†] Xiangjun Dong and Xinwang Liu are both Corresponding Authors.
- Ke Liang, Yue Liu, Wenxuan Tu, Yi Wen, Xihong Yang, and Xinwang Liu are with the School of Computer, National University of Defense Technology, Changsha, Hunan, 410073, China. E-mail: xinwangliu@nudt.edu.cn.
- Sihang Zhou is with the College of Intelligence Science and Technology, National University of Defense Technology, Changsha, Hunan, 410073, China.
- Xiangjun Dong is with the School of Computer Science and Technology, Qilu University of Technology, Jinan, Shandong, 250316, China.

Manuscript Accepted June 1, 2023;

works have attempted to integrate contrastive learning strategies with KGE models, such as SimKGC [27]. However, because of the complex structures in the knowledge graphs, these methods usually calculate the semantic similarity via language models (e.g., Bert) to construct the contrastive pairs instead of fully mining information underlying the graph structures like previous graph contrastive learning models.

Although proven effective, the contrastive KGE models in this manner have two apparent limitations. Firstly, the adopted

language model can easily affect the performance of these models, *i.e.*, inaccurate contrastive pair construction with inappropriate language models. As a consequence, the performance of these models would drop drastically when language models are not finely trained. Secondly, with the concrete and complicated relationships of entities in the given KG, only relying on the features generated by language models may result in inaccurate semantic estimation. For example, entity *Bob* has opposite semantics with entity *Andy* and *Mike* based on triplets in the given KGs (See Fig. 1). However, without considering such structural information, the language models will treat them as similar entities since they all represent human names, which is inaccurate in the given circumstance. The noises caused by such inaccuracy will further hinder the contrastive model for better discriminative ability, which is studied in various works [28], [29], [30] on graphs.

A more stable and general criterion for contrastive KGE should be developed to solve the problem, such as the graph structures. Neighbors are usually treated to have similar semantics in existing homogeneous graph contrastive learning methods, which benefits the positive contrastive pair construction. However, it is not suitable for knowledge graphs as shown in Fig. 1 (b). Moreover, we assume that such semantic similarity underlying the neighborhood structures in homogeneous graphs is actually caused by the symmetrical positions of the neighbors. Inspired by it, we observe that the relation-symmetrical structure (See Def. 2), which can be commonly found in KGs, will also bring a similar property. This specific structure information will be a good criterion for contrastive KGE. More concretely, entities located in relation-symmetrical positions are usually similar and correlated, and this property can be utilized to construct contrastive positive pairs. For example, the *Bob* and *Jones* are relation-symmetrical about *Basketball* in Fig. 1 (c), which reveals the similar semantics between *Bob* and *Jones* (*i.e.*, both playing basketball). The observed property is overlooked by the existing contrastive KGE models, thus leading them to sub-optimal performance.

Following the above idea, we propose a knowledge graph contrastive learning framework based on relation-symmetrical structures, termed KGE-SymCL. It leverages the symmetrical structural information to enhance the discriminative ability of KGE models. Concretely, a novel plug-and-play approach is designed by taking the entities in the relation-symmetrical positions as positive pairs. Besides, a self-supervised alignment loss is designed to pull together the contrastive positive pairs for more expressive representations. Extensive experimental results on datasets have verified the generalization and effectiveness of our framework. Moreover, the proposed SymCL is easily adopted into the existing KGE models for different downstream tasks. The main contributions of this paper are summarized as follows:

- We propose a knowledge graph contrastive learning framework based on relation-symmetrical structures, termed KGE-SymCL, which is the first work to mine the structural semantics underlying the symmetrical patterns in KGs.
- We define Relation-Symmetrical Structures based on the observed symmetry patterns, where positive samples with similar semantics can be naturally found. Besides, we further design a plug-and-play strategy for positive contrastive pair construction, *i.e.*, the entities in the relation-symmetrical positions are treated as the positive pairs.
- We integrate our KGE-SymCL with typical KGE baselines and conduct experiments for both link prediction and entity classification. The promising performances verify the

effectiveness and generalization of the proposed framework. Moreover, we also compare our KGE-SymCL to other KGE models, demonstrating the superiority of our approach.

The rest parts of the paper are well organized as follows: Section 2 summarizes the related works. Section 3 comprehensively introduces our methodology, termed KGE-SymCL. The experiments and analysis for our framework from various aspects are presented in Section 4. Section 5 finally concludes the paper.

2 RELATED WORK

2.1 Knowledge Graph Embedding

Knowledge Graph Embedding (KGE) aims to encode the entities and relations to the low dimensional vector or matrix space. Recent existing KGE models can be roughly categorized into three types [10], [11], [31], [32], [33], [34], [35]. (1) Translational distance models leverage distance-based scoring functions and treat the relationship as a translational operation in different latent space, *e.g.*, TransE [14], RotaE [15], QuatE [16], DualE [17], HAKE [18], HousE [36], and etc. Among them, TransE [14] treats the relation as the addition operation between entities, while RotaE [15] regards it as the rotation operation. Moreover, HousE [36] involves a novel parameterization based on the designed Householder transformations for rotation and projection. (2) Semantic matching models, including RESCAL [20], DisMult [19], ConvE [22], Simple [37], CrossE [38], QuatE [16], DualE [17], are developed based on similarity scoring functions. RESCAL [20] first makes use of the bilinear function to associate entities with vectors to capture their latent semantics. Besides, DisMult [19] proposes a multiplication model to represent the likelihood of the triplets. ConvE [22] applies a neural network for similarity modeling. Besides, the advantage of quaternion representations is leveraged by QuatE [16] to enrich the correlation information between head and tail entities based on relational rotation quaternions. Inspired by it, DualE [17] is proposed to gain a better expressive ability by projecting the embeddings in dual quaternion space. (3) GNN-based models, including RGCN [23], COMPGCN [25], KBGAT [24], SCAN [39], RGhat [40] and KE-GCN [41], leverage GNN to capture the structural characteristics of KGs. For example, RGCN [23] introduces a relation-specific transformation to integrate relation information with message aggregation. RGhat [40] is designed with a two-level attention mechanism to handle both relations and entities separately. After that, KE-GCN [41] proposes a joint propagation method to update the embedding of nodes and edges simultaneously. COMPGCN [25] proposes various composition operations for triplet scoring.

2.2 Graph Contrastive Learning

Contrastive Learning (CL), aiming at mining the hidden information in intra-data in a self-supervised manner, has achieved great success in many important fields like natural language processing [42], [43], [44], computer vision [45], [46], [47], [48], [49], and etc. More recently, Graph Contrastive Learning (GCL) has been a fast-growing field among these research directions. The early works [50], [51] demonstrate the effectiveness of the mutual information maximization principle [52], [53] in the node and graph level tasks. After that, GRACE [54] and GraphCL [55] are proposed to pull together the same samples across augmented views and push away the others. However, the large number of negative samples leads to high computational and memory

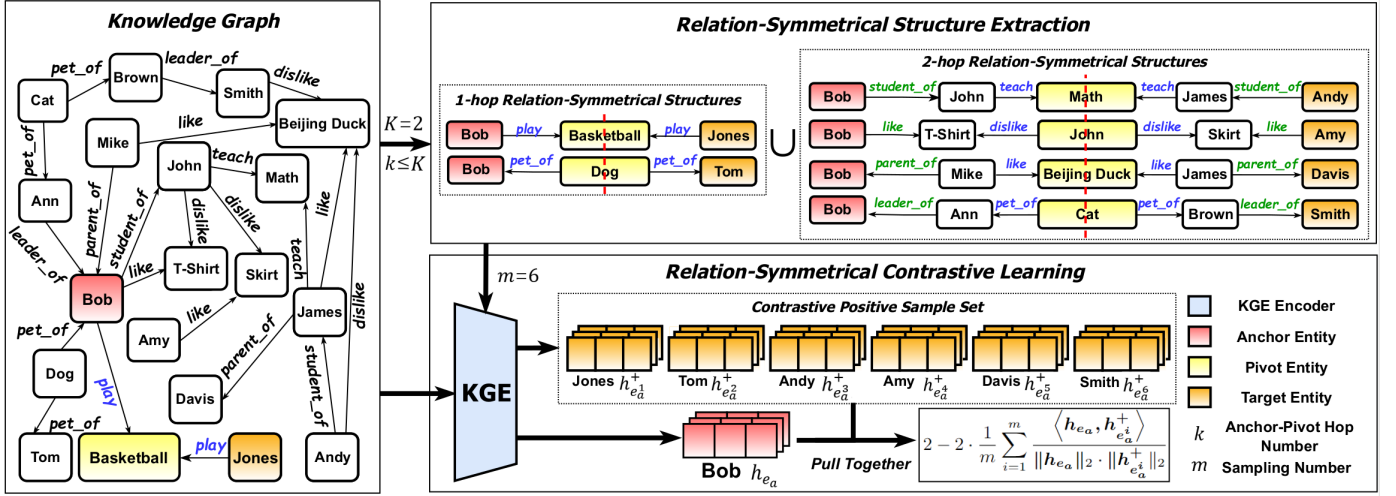


Figure 2: Framework illustration of the proposed KGE-SymCL. The core idea of KGE-SymCL is to leverage the semantic similarity of entities in relation-symmetrical positions for constructing contrastive positive samples. The proposed algorithm constitutes two components: relation-symmetrical structure extraction and relation-symmetrical contrastive learning. Concretely, in the relation-symmetrical structure extraction component, we extract the relation-symmetrical structures for the anchor entity Bob and find its target entities, i.e., the positive sample candidates. Then, in the relation-symmetrical contrastive learning component, the entities are embedded by the selected KGE encoder in the latent space. Finally, the designed self-supervised alignment loss guides the network to pull together the positive sample pairs, thus improving the discriminative capability of samples.

costs. To solve these issues, researchers propose various negative-sample-free methods by redundancy reduction principles [56], [57], [58] and asymmetrical strategies [59], [60]. Although verified effectiveness, the promising performance of previous works highly depends on the choice of data augmentation schemes, leading to cumbersome manual trial-and-error. In order to alleviate this problem, the learnable augmentation methods [61], [62], such as AutoGCL [63] and iGCL [64], are increasingly proposed to generate different views automatically. Also, GCA [65] demonstrates the effectiveness of adaptive data augmentations. In addition, the augmentations-free methods are also designed to replace augmentations by discovering the local structural and the global semantics information [60], [66], developing parameter un-shared encoders [67], or perturbing one of the encoders [68]. More recently, hard sample mining [69], [70] has become another interesting research topic in GCL. To be specific, GDCL [71] utilizes the clustering pseudo labels to correct the bias of the negative sample selection in the attribute graph clustering task. ProGCL [72] builds a more suitable criterion to handle the hardness of negative samples together with similarity by a designed probability estimator.

2.3 Contrastive Learning on Knowledge Graph

Inspired by the success of graph contrastive learning (See Section 2.2), only a few contrastive KGE models are proposed but are still in the early stage. The existing models, such as SimKGC [27], construct the contrastive pairs by calculating the semantic similarity estimated by language models, such as Bert [73], etc. Samples with high semantic similarity tend to be combined as positive pairs. Although proven effective, the contrastive KGE models in this manner have two apparent limitations. Firstly, the adopted language model can easily affect the performance of these models, i.e., inaccurate contrastive pair construction with inappropriate language models. As a consequence, the performance of these models would drop drastically when language models are not finely trained. Secondly, with the concrete and complicated

relationships of entities in the given KG, only relying on the features generated by language models may result in inaccurate semantic estimation. For example, entity *Bob* has opposite semantics with entity *Andy* and *Mike* based on triplets in the given KGs (See Fig. 1). However, without considering such structural information, the language models will treat them as similar entities since they all represent human names, which is inaccurate in the given circumstance. The noises caused by such inaccuracy will further hinder the contrastive model for better discriminative ability. Previous works [28], [29], [30], [74], [75], [76], [77] on graphs have already verified this phenomenon. Comparatively, the structural semantics, as more stable semantics underlying all KGs, are rarely used in the existing attempts at integrating KGE and CL due to the complex structures of KGs. The models, such as KGCL [78], are developed for specific tasks, like recommendation systems. Thus these models have poor generalization on other tasks. To alleviate the above problems, we propose a novel KG contrastive learning framework, termed KGE-SymCL, leveraging the **symmetry-structural** semantics, which is also easily adopted to other KGE models and scaled well on various tasks.

3 METHOD

In this section, the details of our relation-symmetrical structure based contrastive knowledge graph framework termed KGE-SymCL are introduced from two aspects, i.e., Relation-Symmetrical Structure Extraction and Relation-Symmetrical Contrastive Learning (See Fig. 2). Before that, we will first introduce the preliminaries for the method.

3.1 Preliminary

Knowledge graph (KG) is composed of the fact triplets, denoted as $\mathcal{G} = \{(e_u, r_t, e_v) \mid e_u, e_v \in \mathcal{E}, r_t \in \mathcal{R}\}$, where \mathcal{E} is the set of entities (i.e., nodes), \mathcal{R} is the set of relations (i.e., edge labels), e_u and e_v represent the head and tail entity respectively, and r_t is the relation between them. Based on KGs, we define the relation

Table 1: Notation summary

Notation	Explanation
\mathcal{G}	Knowledge graph
\mathcal{E}	Entity set in KG
\mathcal{R}	Relation set in KG
e_i	Entity i
r_t	Relation t
\mathbf{h}_e	Embedding vector of entity e
\mathbf{h}_e^+	Positive embedding vector of entity e
\mathcal{G}_{inv}	Knowledge graph with all the edges inversed
\mathcal{G}_u	Union of the KG and corresponding \mathcal{G}_{inv}
$P_{\mathcal{G}}(\cdot)$	Path between e_u and e_v in the given KG
$RS^i(\cdot)$	Relation sequence along the i^{th} P_{KG}
\mathcal{F}	Symbol function of the relation
$RSym(e)$	Relation symmetrical structure of entity e
\mathcal{F}	Symbol function of the relation
m	Sampling number
k	Anchor-Pivot hop number
K	The upper bounds for k
$\mathcal{CP}_m(\mathbf{h}_e)$	Positive sample set for entity e
$\mathbf{g}(\cdot)$	The selected knowledge graph encoder

sequence extraction operation as follows, which is important to understand the relation-symmetrical structure. Besides, we also summarize the notations in Tab. 1.

Definition 1. Relation Sequence Extraction. Given the knowledge graph $\mathcal{G}=\{(e_u, r_t, e_v) \mid e_u, e_v \in \mathcal{E}, r_t \in \mathcal{R}\}$ and the corresponding inversed knowledge graph $\mathcal{G}_{inv} = \{(e_v, r_t, e_u) \mid \forall (e_u, r_t, e_v) \in \mathcal{G}\}$, Relation Sequence Extraction aims to get the relation sequence $RS^i(e_u, e_v)$ along the i^{th} path between e_u and e_v on the $\mathcal{G}_u=\mathcal{G} \cup \mathcal{G}_{inv}$, iff the i^{th} path $P_{\mathcal{G}_u}(e_u, e_v)$ between e_u and e_v exists in the \mathcal{G}_u .

$$RS^i(e_u, e_v) = \{\mathcal{F}(r_{e_u, e_1^i}), \mathcal{F}(r_{e_1^i, e_2^i}), \dots, \mathcal{F}(r_{e_n^i, e_v})\}, \quad (1)$$

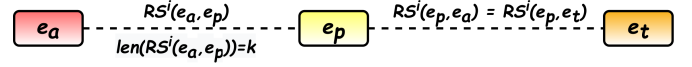
where e_n^i represents the n^{th} entity on the i^{th} path, $r_{e_a^i, e_b^i}$ represents the relation with the head entity e_a^i and tail entity e_b^i in \mathcal{G}_u . Besides, \mathcal{F} is the symbol function defined as follows:

$$\mathcal{F}(r_{e_a^i, e_b^i}) = \begin{cases} r_{e_a^i, e_b^i}^+ & (e_a, r_{e_a^i, e_b^i}, e_b) \in \mathcal{G} \\ r_{e_a^i, e_b^i}^- & (e_a, r_{e_a^i, e_b^i}, e_b) \in \mathcal{G}_{inv} \end{cases}, \quad (2)$$

3.2 Relation-Symmetrical Structure Extraction

Many existing graph contrastive learning frameworks [79], [80], [81] construct the positive pairs based on the structure-semantic similarity of the neighborhood information. However, due to the concrete yet complicated edge labels, the neighbors may not have similar semantics, such as the cases in Fig. 1 (b).

We assume that the more deep-in reason for the success of the neighbor-based graph contrastive learning frameworks is that they find out the nodes with symmetrical positions based on symmetrical structures in homogeneous graphs as shown in Fig. 1 (a). Surprisingly, we observe that although such symmetrical similarities between entities may not exist between neighbors in KGs, they can still be found in the relation-symmetrical structures defined in Def. 2, where the relationships associated with the edge directions are symmetrical. As shown in Fig. 1 (c), *Bob* and *Jones* have similar semantics since there are relation-symmetrical patterns between them, i.e., they both play *Basketball* (likewise for

Figure 3: k -hop relation-symmetrical structure $RSym_k^i(e_a)$.

Bob and *Andy*). In other words, such relation-symmetrical structures will naturally bring positive contrastive pairs with similar semantics. Thus, contrastive pair construction can be reformulated into relation-symmetrical structure extraction in KGs.

Definition 2. k -hop Relation-Symmetrical Structure Given the knowledge graph $\mathcal{G}=\{(e_u, r_t, e_v) \mid e_u, e_v \in \mathcal{E}, r_t \in \mathcal{R}\}$, the i^{th} k -hop Relation-Symmetrical Structure of an anchor entity e_a is denoted as $RSym_k^i(e_a)$, iff. the i^{th} structure exists.

$$RSym_k^i(e_a) = (\{e_a, e_p, e_t\}, RS^i(e_a, e_t)), \quad (3)$$

where e_p is the pivot entity, e_t is the target entity which is symmetrical to e_a about e_p . According to e_p , the structure can be separated into two parts, where the relation sequence of the first part should be symmetrical to the second part (i.e., $RS^i(e_t, e_p) = RS^i(e_a, e_p)$). Besides, there are k hops for both two parts, i.e., $len(RS^i(e_a, e_p)) = len(RS^i(e_p, e_t)) = k$.

Following the ideas above, we propose the relation-symmetrical structure extraction module, which takes the knowledge graph KG , the anchor entity e_a and the hyper-parameter K as inputs and outputs the target entity set \mathcal{P}_{e_a} for the anchor entity. Concretely, we traverse all of the structures started from the anchor entity in the given KG and only keep the structures satisfying Def. 2. Note that the uppercase letter K is the upper bounds for the lowercase letter k , i.e., $k \leq K$. Assume the quantity of k -hop relation-symmetrical structures for e_a is n_k , we can first get the target structure set $\mathcal{T}(e_a, K) = \bigcup_{k \in K} \bigcup_{i \in n_k} RSym_k^i(e_a)$. Then, the target entity set \mathcal{P}_{e_a} for the anchor entity e_a is generated by picking out all the relation-symmetrical entities in structures belonging to $\mathcal{T}(e_a, K)$. Fig. 2 shows an example of the procedure regarding anchor entity *Bob* with $K = 2$.

3.3 Relation-Symmetrical Contrastive Learning

We design a simple yet effective contrastive learning framework to leverage the hidden structural semantics underlying the relation-symmetrical structures to improve the discriminative ability of the KGE models. The entities in the target entity set \mathcal{P}_{e_a} are treated as the contrastive positive sample candidates. Based on that, we use a self-supervised alignment loss to pull together the positive pairs for contrastive learning. The details will be illustrated as follows.

3.3.1 Knowledge Graph Encoding

Our model can be easily adopted to various KGE models for entity encoding, such as RDF2Vec [82], RGCN [23], COMPGCN [25], HAKE [18], CompLEX-DURA [83], and etc. The selected knowledge graph encoder $\mathbf{g}(\cdot)$ aims to embed the entity e into the embedding \mathbf{h}_e in the latent space.

$$\mathbf{h}_e = \mathbf{g}(e). \quad (4)$$

3.3.2 Contrastive Positive Pair Construction

The entities in the target entity set \mathcal{P}_{e_a} are treated as the positive candidates for the anchor entity e_a . Considering the time efficiency, we random sample m entities within \mathcal{P}_{e_a} as the positive samples and feed them into the selected KGE model together

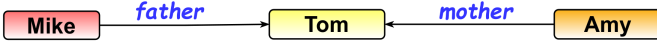


Figure 4: Illustration for entities with similar semantics which are the relational asymmetrical

with the KG. Therefore, positive pair set $\mathcal{CP}_m(\mathbf{h}_{e_a})$ of the anchor entity e_a is generated as follows:

$$\mathcal{CP}_m(\mathbf{h}_{e_a}) = \{(\mathbf{h}_{e_a}, \mathbf{h}_{e_a^i}^+) \mid e_a^i \in \mathcal{P}_a, i \in [1, m]\}, \quad (5)$$

where $\mathbf{h}_{e_a^i}^+$ denotes the embedding of the i^{th} positive sample. Fig. 2 shows an example with m set as 6.

3.3.3 Symmetrical Contrastive Loss

We design the symmetrical contrastive loss based on a self-supervised alignment loss, *i.e.*, *MSE loss*, used in previous negative-free GCL methods [59], [84] to pull together the contrastive positive pair $(\mathbf{h}_{e_a}, \mathbf{h}_{e_a^i}^+)$ for training:

$$\begin{aligned} \mathcal{L}_{contrastive} &= \frac{1}{m} \sum_{i=1}^m \text{MSELoss}(\mathbf{h}_{e_a}, \mathbf{h}_{e_a^i}^+) \\ &= \frac{1}{m} \sum_{i=1}^m \left\| \frac{\mathbf{h}_{e_a}}{\|\mathbf{h}_{e_a}\|_2} - \frac{\mathbf{h}_{e_a^i}^+}{\|\mathbf{h}_{e_a^i}^+\|_2} \right\|_2^2 \\ &= 2 - 2 \cdot \frac{1}{m} \sum_{i=1}^m \frac{\langle \mathbf{h}_{e_a}, \mathbf{h}_{e_a^i}^+ \rangle}{\|\mathbf{h}_{e_a}\|_2 \cdot \|\mathbf{h}_{e_a^i}^+\|_2}, \end{aligned} \quad (6)$$

where $\|\cdot\|_2$ denotes the \mathcal{L}_2 -norm. Our network is optimized by minimizing the contrastive loss. Concretely, the positive samples are pulled together in the latent space in this manner, thus improving the discriminative capability of our network.

3.3.4 Attributes of KGE-SymCL

We emphasize the attributes of KGE-SymCL for a comprehensive understanding. Our contrastive learning framework offers a simple yet effective option to construct contrastive samples only relying on the structure information without using any language models. It is a more stable and lightweight contrastive strategy for KGE.

Besides, our contrastive framework does not rely on negative samples or graph-augmented views. From the previous observations, the positive samples can be picked up based on the relation-symmetrical structures. However, we observe that it is hard to get high-confident negative constructive pairs only relying on structure information. More concretely, we cannot simply treat the entities beyond those structures as negative samples like previous graph contrastive learning do for the nodes beyond the neighbors. For example, entity *Mike* and *Amy* are not relation-symmetrical in Fig. 4, but we cannot simply regard them as a negative pair. Thus, we design the negative-free contrastive learning framework, which is also a recent trend in graph contrastive learning works [56], [57], [59], [60]. Besides, graph augmentations are usually adopted to construct different graph views for contrastive learning. However, the complicated relational structure makes it hard to generate augmented KGs. But, in KGE-SymCL, the target entities can actually be regarded as another view of the anchor entity in the defined relation-symmetrical structures without any augmentation. This kind of augmentation-free model is also developed in recent graph contrastive learning works [60], [67]. Moreover, compared to language model (LM) based contrastive KGE models, such as

Algorithm 1 Pseudo-code of our KGE-SymCL

```

1: Initialization: Selected KGE encoder:  $g(\cdot)$ ; iterations:  $T$ ; target
   entity set:  $\mathcal{P}_e$ ; dictionary  $D_{\mathcal{P}}$ ; positive pair set:  $\mathcal{CP}_m(\cdot)$ ; entity set
   in KG:  $\mathcal{E}$ ; sampling number:  $m$ ; trade-off weight:  $\alpha$ ;
2: for  $e$  in  $\mathcal{E}$  do
3:   Get the target entity set  $\mathcal{P}_e$  by Eq. (3).
4:   Update the  $\{e: \mathcal{P}_e\}$  to dictionary  $D_{\mathcal{P}}$ .
5: end for
6: for  $t = 1$  to  $T$  do
7:   for  $e$  in  $\mathcal{E}$  do
8:     Generate anchor entity embedding for each triplet with se-
       lected KGE model by Eq. (4).
9:     Get the target entity set  $\mathcal{P}_{e_a}$  by checking the generated dic-
       tionary  $D_{\mathcal{P}}$ .
10:    Generate the contrastive positive embedding pair set with  $m$ 
       element  $\mathcal{CP}_m(h_{e_a})$  by Eq. (5).
11:    Calculate the contrastive loss  $\mathcal{L}_{contrastive}$  by Eq. (6).
12:    Optimize the network with Adam by minimizing Eq. (7).
13:   end for
14: end for

```

SimKGC [27], our contrastive sample construction manner is more explainable, since we directly construct contrastive pairs based on the specific attribute in original KGs, instead of the similarity of the embeddings, which can be generated by language models. The latter manner highly relies on whether the LM is well-trained. Due to the deterministic rules used for positive pair construction, our contrastive pairs are more convincing.

3.4 Training Objective

The overall training objective of our proposed KGE-SymCL consists of contrastive loss and task loss. It is formulated as follows:

$$\mathcal{L} = \mathcal{L}_{task} + \alpha \cdot \mathcal{L}_{contrastive}, \quad (7)$$

where α denotes the trade-off hyper-parameter. Our model is adopted for various tasks based on the task-specific loss function, *i.e.*, \mathcal{L}_{task} . For the link prediction, there are many types of loss functions, *e.g.*, the ranking losses [14], the binary logistic regression loss [85], the sampled multi-class log loss [21], the binary cross-entropy loss [25], and etc. Besides, as for entity classification, researchers widely use the cross entropy loss [23] as the optimization objective. Note that compared to some of the other contrastive learning frameworks, our KGE-SymCL is more like a plug-and-play auxiliary module, which should be coupled with the task losses. The labeled data in the supervised loss will help constrain the training procedure to avoid the representational collapse situation. Besides, other common contrastive learning models usually treat the sample i and the augmented sample i' as the positive pair, where the augmented sample is constructed from the original sample. These two samples may be relatively similar in themselves, and it is easier to make the contrastive loss of positive sample pairs tend to 0, resulting in a trivial solution. However, our KGE-SymCL leverages the symmetrical attributes underlying the data itself, and different samples are treated as positive pairs, where the samples with our contrastive pair construction strategy will naturally have more unique properties inherited from the raw data, thus avoiding the trivial solution in another way. Algorithm 1 presents the pseudo-code of our KGE-SymCL.

4 EXPERIMENT AND ANALYSIS

In this section, we first introduce the experiment setup. Then, we integrate our KGE-SymCL with typical KGE baselines and conduct experiments for link prediction and entity classification to verify the effectiveness and generalization of the proposed framework. Besides, we compare KGE-SymCL with other state-of-the-art models to demonstrate its superiority. Afterward, statistical analysis is performed on relation-symmetrical structures, together with intuitive case studies and running time analysis, to comprehensively understand KGE-SymCL. Finally, we conduct the hyper-parameter experiment to analyze the sensitivity.

4.1 Experiment Setup

4.1.1 Dataset

For the link prediction task, we evaluate the KGE-SymCL on three benchmark datasets, *i.e.*, FB15k-237 [86], WN18RR [87], and NELL-995 [88]. For the entity classification task, we adopt four benchmark datasets, including AIFB [89], AM [90], MUTAG [91], and BGS [92]. The details of these seven datasets are described below. Besides, Tab. 3 and Tab. 2 summarize their statistics. As for the train/validation/test splits of these benchmarks, we follow previous works [93].

- **WN18RR**, as a typical link prediction dataset, contains lexical relation triples between words from WordNet in English. Unlike WN18, there is no inverse relation test leakage in the validation and test datasets in WN18RR.
- **FB15k-237**, as a typical link prediction dataset, are also derived from Freebase, which composes of knowledge base relation triples and textual mentions of their entity pairs. Unlike FB15k, there is no inverse relation test leakage in the validation and test datasets in FB15k-237.
- **NELL-995** is derived from the NELL system in the 995th iteration. It is designed for link prediction.
- **AIFB** describes the AIFB research institute in terms of its research group, publications and staff. It is a Semantic Web (RDF) dataset used as a benchmark in data mining. It is mainly designed for the entity classification task.
- **MUTAG** is a collection of nitroaromatic compounds, aiming at predicting their mutagenicity on *Salmonella typhimurium*. In this work, we only use it for entity classification.
- **BGS** represents the British Geological Survey as the premier center for expertise and earth science information in the United Kingdom. This data is published as part of BGS OpenGeoscience. We use it for node classification here.
- **AM** describes the cultural heritage objects which correspond to the city of Amsterdam in terms of the museum. It is used for the entity classification task in this paper.

4.1.2 Implementation Detail

We implement KGE-SymCL based on the PyTorch library [94] and conduct all experiments with a single NVIDIA TITAN XP GPU and intel core i9-9900K CPU. For a fair comparison, the parameter settings in KGE-SymCL for the KGE encoder are the same as shown in the original paper. As for the specific hyper-parameters used in our work, we search the upper bound of the anchor-pivot hop number K in $\{1, 2, 3\}$, the sampling number m in $\{10, 50, 100, 1000\}$, and the trade-off weight α for contrastive loss in $\{0.001, 0.01, 0.1, 1\}$. The best models on each dataset are listed in the result tables. As for the evaluation metrics, we

Table 2: Three benchmark datasets for link prediction.

Datasets	Entities	Relations	Train Edges	Val. Edges	Test Edges
WN18RR	40,943	11	86,835	3,034	3,134
FB15K-237	14,541	237	272,115	17,535	20,466
NELL-995	75,492	200	126,176	13,912	14,125

Table 3: Four benchmark datasets for entity classification.

Datasets	Entities	Relations	Edges	Classes
AIFB	8,285	45	29,043	4
MUTAG	23,644	23	74,227	2
BGS	333,845	103	916,199	2
AM	1,666,764	133	5,988,321	11

adopt classification accuracy to evaluate the entity classification performance. As for the link prediction, the head or tail entity of a true triplet is substituted with another entity for each triplet in the test set, which is regarded as the candidate triplet. We further deploy the trained model on all candidate triplets and rank them based on the calculated score. Ideally, true triplets should get higher scores than others. Subsequently, following previous works in this domain, the quality of the prediction is evaluated based on the rank-based measures, including Mean Reciprocal Rank (MRR) and Hits@N, where $N \in \{1, 3, 10\}$. The mean results of three runs of each experiment are reported¹ as previous works do [25], [27].

4.1.3 Compared Baseline

We compare KGE-SymCL with existing state-of-the-art KGE models. As for the link prediction task, fourteen models are selected as the compared baselines, including TransE [14], RotaE [15], QuatE [16], DualE [17], HAKE [18], RESCAL [20], DisMult [19], ComplEX [21], ConvE [22], ComplEX-DURA [83], RGCN [23], SCAN [39], KBGAT [24], COMPGCN [25]. Moreover, we also extend our model with two contrastive KGE learning models, *i.e.*, SimKGC [27]. As for the entity classification task, Feat [95], WL [96], RDF2Vec [82], RR-GCN [97] are selected as the compared baselines. Note that except for the results for NELL-995, the other results of the compared baselines are recorded from the original papers.

4.2 Performance Comparison

4.2.1 Effectiveness of KGE-SymCL

To verify the effectiveness and plug-and-play attribute of KGE-SymCL, Tab. 4 and Tab. 5 show the performance comparison of the KGE models w./w.o. our contrastive learning framework. We select eight baseline models for performance comparison. As for the link prediction task, we choose two typical baselines, *i.e.*, the most classical and the most recent state-of-the-art baselines, for each type of the KGE model. Moreover, we also extend our structural-based contrastive learning to the language-model based contrastive KGE model SimKGC. Tab. 4 indicates that KGE-SymCL makes average boosts on all the metrics for most of the baselines. Referring to performance improvements in this area [18] [25], the performances are promising. In particular, our SymCL framework improves the RGCN and COMPGCN on NELL-995 average of 3.1%, 3.0%, 5.2%, 3.2% on MRR, Hit@1, Hit@3, and Hit@10 separately. Besides, DisMult and Hake’s performance on FB15K-237 is also improved, *i.e.*, 1.4%, 1.8%, 1.2%, 1.3% on

¹ variances about results are very small in all cases, thus not reported

Table 4: Performance comparison between various typical knowledge graph encoders w./w.o. our SymCL framework on link prediction. The boldface values indicate the best results.

Methods	WN18RR				FB15K-237				NELL-995			
	MRR	Hit@1	Hit@3	Hit@10	MRR	Hit@1	Hit@3	Hit@10	MRR	Hit@1	Hit@3	Hit@10
<i>Translational Distance Models</i>												
TransE	0.231	0.021	0.409	0.533	0.289	0.193	0.326	0.478	0.249	0.095	0.377	0.471
TransE-SymCL	0.233	0.022	0.411	0.535	0.290	0.195	0.326	0.486	0.255	0.102	0.379	0.475
HAKE	0.497	0.453	0.515	0.582	0.335	0.237	0.371	0.530	0.415	0.313	0.464	0.612
HAKE-SymCL	0.497	0.454	0.515	0.585	0.346	0.248	0.384	0.544	0.419	0.318	0.468	0.616
<i>Semantic Matching Models</i>												
DisMult	0.420	0.370	0.439	0.521	0.243	0.191	0.271	0.328	0.223	0.139	0.244	0.398
DisMult-SymCL	0.421	0.371	0.441	0.522	0.260	0.215	0.282	0.339	0.224	0.140	0.248	0.401
ComplEX-DURA	0.489	0.445	0.503	0.574	0.370	0.275	0.409	0.562	0.468	0.375	0.513	0.645
ComplEX-DURA-SymCL	0.491	0.448	0.504	0.576	0.371	0.276	0.411	0.566	0.469	0.376	0.512	0.647
<i>GNN-based Models</i>												
RGCN	0.427	0.382	0.446	0.510	0.248	0.153	0.258	0.414	0.382	0.272	0.435	0.590
RGCN-SymCL	0.432	0.396	0.447	0.510	0.249	0.159	0.270	0.435	0.394	0.287	0.443	0.603
COMPGCN	0.469	0.434	0.482	0.537	0.352	0.261	0.387	0.534	0.456	0.361	0.507	0.637
COMPGCN-SymCL	0.471	0.437	0.484	0.537	0.354	0.262	0.389	0.537	0.469	0.378	0.520	0.649
<i>Existing Contrastive KGE Models</i>												
SimKGC	0.652	0.542	0.709	0.781	0.322	0.236	0.352	0.501	-	-	-	-
SimKGC-SymCL	0.657	0.546	0.709	0.791	0.324	0.235	0.354	0.504	-	-	-	-

Table 5: Performance comparison between various typical knowledge graph encoders w./w.o. our SymCL framework on entity classification. The boldface values indicate the best results.

Methods	AIFB	MUTAG	BGS	AM
RDF2Vec	88.88	72.06	86.21	87.88
RDF2Vec-SymCL	88.88	73.53	89.66	88.89
RGCN	95.83	72.21	81.38	89.19
RGCN-SymCL	96.11	72.35	83.45	89.60
COMPGCN	94.44	79.29	82.35	93.10
COMPGCN-SymCL	94.44	80.90	88.24	96.55

MRR, Hit@1, Hit@3, and Hit@10. Moreover, it further indicates that our approach makes average 0.71%, 1.0% improvements on MRR, and Hit@10 on the SimKGC, which verifies that KGE-SymCL can also be well scaled to other KGE-CL methods, and further suggests that the leveraged structural information could also enhance the discriminative ability of other contrastive learning KGE models. As for the entity classification, we observe that KGE-SymCL makes an average 1.92% improvement in accuracy compared to the KGE baselines based on Tab. 5. Moreover, to verify the statistical significance of our framework, we have also conducted a student's t-test between the typical KGE baselines (*i.e.*, COMPGCN and RGCN) w./w.o. SymCL. Tab. 6 shows that the p-values of the MRR metric are always smaller than 0.05, which indicates that the performance improvement is significant statistically.

4.2.2 Superiority of KGE-SymCL

We also compare KGE-SymCL with other state-of-the-art (SOTA) KGE models for both link prediction and entity classification tasks. The performance results are present in Tab. 7 and Tab. 8. Tab. 7 indicates that KGE-SymCL outperforms other KGE models on all of the datasets, especially for the FB15k-237 and NELL-995. Compared to these two datasets, WN18RR is more simple

Table 6: Student's t-test MRR of COMPGCN and RGCN w./w.o. SymCL for link prediction. Note that all of the p-value < 0.05.

Dataset	Method	Run 1	Run 2	Run 3	p-value
WN18RR	COMPGCN	0.469	0.467	0.468	0.0008
	COMPGCN-SymCL	0.471	0.471	0.472	
	RGCN	0.429	0.426	0.427	0.0012
	RGCN-SymCL	0.432	0.431	0.431	
FB15k-237	COMPGCN	0.351	0.351	0.353	0.0009
	COMPGCN-SymCL	0.354	0.354	0.355	
	RGCN	0.248	0.247	0.248	0.0377
	RGCN-SymCL	0.250	0.249	0.249	
NELL-995	COMPGCN	0.456	0.458	0.452	0.0021
	COMPGCN-SymCL	0.469	0.470	0.465	
	RGCN	0.382	0.383	0.381	0.0008
	RGCN-SymCL	0.394	0.395	0.392	

and small. Thus, the basic KGE models are enough to get promising performance without contrastive learning frameworks, which leads to fewer improvements. Tab. 8 shows that KGE-SymCL makes an average 1.25% improvement in accuracy compared to the previous SOTA KGE models for entity classification tasks. In particular, the COMPGCN-SymCL model achieves better results on the BGS and AM datasets. The experiment results indicate that our SymCL enhances the basic KGE encoders for better expressive and discriminative ability.

4.2.3 Discussion

The performance comparison on the two downstream tasks between KGE-SymCL with other KGE baselines shown in this section demonstrates the generalizability and superiority of our model. In particular, the generalizability, as the most important attribute of KGE-SymCL, is verified from two aspects: (1) KGE-SymCL can be easily adopted to enhance the expressive ability of different KGE models. (2) KGE-SymCL is applied to various benchmark datasets for different downstream tasks. Moreover, the promising results suggest that the structural information leveraged

Table 7: Performance comparison of KGE-SymCL with KGE baselines for link prediction. Boldface values indicate the best results.

Methods	WN18RR				FB15K-237				NELL-995			
	MRR	Hit@1	Hit@3	Hit@10	MRR	Hit@1	Hit@3	Hit@10	MRR	Hit@1	Hit@3	Hit@10
<i>Translational Distance Models</i>												
TransE	0.231	0.021	0.409	0.533	0.289	0.193	0.326	0.478	0.249	0.095	0.377	0.471
RotatE	0.476	0.428	0.492	0.571	0.338	0.241	0.375	0.533	0.418	0.313	0.468	0.620
QuatE	0.481	0.436	0.500	0.564	0.311	0.221	0.342	0.495	0.390	0.292	0.433	0.583
DualE	0.482	0.440	0.500	0.561	0.330	0.237	0.363	0.518	0.400	0.299	0.451	0.595
HAKE	0.497	0.453	0.515	0.582	0.335	0.237	0.371	0.530	0.415	0.313	0.464	0.612
<i>Semantic Matching Models</i>												
RESCAL	0.455	0.419	0.461	0.493	0.353	0.264	0.385	0.528	0.176	0.078	0.173	0.314
DisMult	0.420	0.370	0.439	0.521	0.243	0.191	0.271	0.328	0.223	0.139	0.244	0.398
CompLEX	0.440	0.410	0.460	0.510	0.346	0.256	0.386	0.525	0.246	0.159	0.281	0.423
ConvE	0.430	0.400	0.440	0.520	0.325	0.237	0.356	0.501	0.296	0.226	0.331	0.430
CompLEX-DURA	0.489	0.445	0.503	0.574	0.370	0.275	0.409	0.562	0.468	0.375	0.513	0.645
<i>GNN-based Models</i>												
RGCN	0.427	0.382	0.446	0.510	0.248	0.153	0.258	0.414	0.382	0.272	0.435	0.59
SCAN	0.470	0.430	0.480	0.540	0.350	0.260	0.390	0.540	–	–	–	–
KBGAT	0.464	0.426	0.479	0.539	0.350	0.260	0.385	0.531	0.377	0.299	0.314	0.430
COMPGCN	0.469	0.434	0.482	0.537	0.352	0.261	0.387	0.534	0.456	0.361	0.507	0.637
<i>Ours Proposed Methods</i>												
CompLEX-DURA-SymCL	0.491	0.448	0.504	0.576	0.371	0.276	0.411	0.566	0.469	0.376	0.511	0.645
HAKE-SymCL	0.497	0.454	0.515	0.585	0.346	0.248	0.384	0.544	0.419	0.318	0.468	0.616
COMPGCN-SymCL	0.471	0.437	0.484	0.537	0.354	0.262	0.389	0.537	0.469	0.378	0.520	0.649

Table 8: Performance comparison between KGE-SymCL with KGE baselines for entity classification. The boldface values indicate the best results.

Methods	AIFB	MUTAG	BGS	AM
Feat	55.55	77.94	72.41	66.66
WL	80.55	80.88	86.20	87.37
RDF2Vec	88.88	72.06	86.21	87.88
RGCN	95.83	72.21	81.38	89.19
COMPGCN	94.44	79.29	82.35	93.10
RR-GCN	83.33	81.67	80.00	70.00
RGCN-SymCL	96.11	72.35	83.45	89.60
COMPGCN-SymCL	94.44	80.90	88.24	96.55

in KGE-SymCL indeed helps model learn more powerful and discriminative representations.

4.3 Relation-Symmetrical Structure Analysis

4.3.1 Statistical Analysis

We counted and recorded the number and calculated the proportion of the *1-hop* and *2-hop* relation-symmetrical structures in three link prediction benchmark datasets to demonstrate the universality of the defined relation-symmetrical structures. During relation-symmetrical structure extraction, we simply remove the recurring nodes in our realization, which would scale to the dataset with more relations to alleviate the potential over-representation problem. Fig. 8 suggests that there are many relation-symmetrical (R-S) structures in these datasets, which suggests the feasibility of the motivation in this work. In particular, compared to WN18RR and FB15K-237, more R-S structures are found in NELL-995, which may also be a reason for the more apparent improvements made by KGE-SymCL on NELL-995 datasets.

4.3.2 Intuitive Case Study

We further intuitively show the six relation-symmetrical structures from the link prediction benchmark datasets, *i.e.*, WN18RR [87], FB15K-237 [86], and NELL-995 [88] (See Fig. 6). For each dataset, a *1-hop* relation-symmetrical structure and a *2-hop* relation-symmetrical structure are present. These cases demonstrate that entities located in relation-symmetrical positions, commonly found in knowledge graphs, are usually similar and correlated. For example, *Tangerine Dream* is *2-hop* relation-symmetrical to *Trent Reznor* about *Post-Industrial Music*. Meanwhile, we can easily find that these entities have similar semantics since they are both *Post-Industrial Music* artists in Fig. 6 (b). Besides, *Shelfari* is *1-hop* relation-symmetrical to *Yahoo* about *Internet*, which indicates the semantic similarity between them since they are both *Internet* companies in Fig. 6 (c). Similar conclusions also can be deduced from other samples. Note that we do not need to know the concrete label of the entity or the relationships in our relation-symmetrical structure. We can just number the relationships as *rel1*, *rel2*, *rel3* and so on. If the same relation types associated with the edge directions are symmetrical in the structure, we can treat it as the relation-symmetrical structure referred to in Def. 2. It is because the relational edges in KGs naturally constrain the entities. Starting from the same pivot entity (*e.g.*, Male) and the same *rel1*, we will reach the entities with similar semantics, no matter what the pivot entity and *rel1* are. Using such property of the relation-symmetrical structure to construct the contrastive pairs will be more stable since no other language models are required.

4.4 Running Time Analysis

We analyze the running time of our method in this section. Our method contains two parts, *i.e.*, relation-symmetrical structure extraction and relation-symmetrical contrastive learning. As first contrastive KGE framework based on structural information,

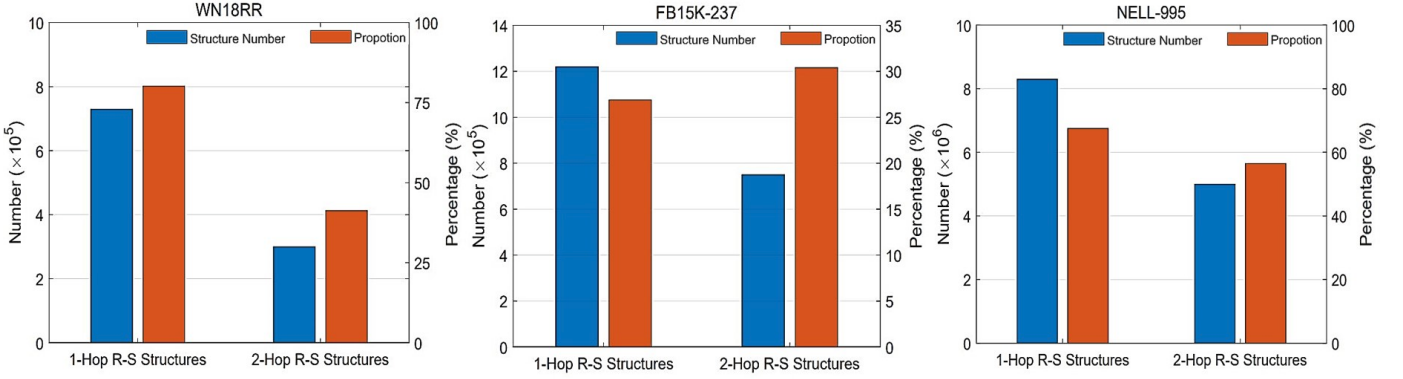


Figure 5: Statistics on relation-symmetrical (R-S) structures in benchmark datasets. The left Y axes correspond to the structure number bars, *i.e.*, blue bars, while the right Y axes correspond to the proportion bars, *i.e.*, red bars. Proportion is calculated by “ $\#k$ -hop R-S structures/ $\#k$ -hop structures”.

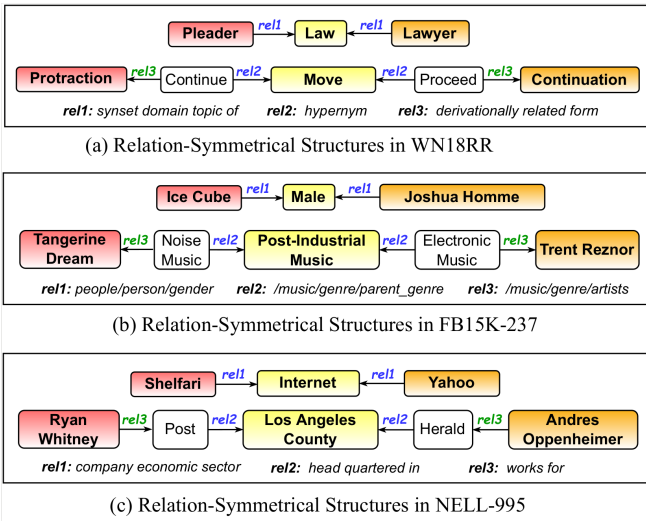


Figure 6: Relation-Symmetrical structure samples

We focus more on the effectiveness of KGE-SymCL. Thus, we only leverage the traversing method to extracting the relation-symmetrical structures and store them into the corresponding dictionary. We observe that the computational costs are acceptable for all the typical KG benchmark datasets since we only need to run the structure extraction once for each dataset and reuse the restored dictionary *npz* files, which will be shared after the paper is published. More concretely, it takes about 50, 120, and 95 mins with intel core i9-9900K CPU to extract the 2-hop structures for WN18RR, FB15K-237, and NELL-995. Besides, we further compare the running time of the learning procedure w./w.o our relation-symmetrical contrastive framework. Fig. 7 indicates that the running time caused by our contrastive learning model is only 2.5 and 6.7 mins for WN18RR and FB15k-237 datasets with COMPGCN [25], respectively. Moreover, it is found that the running time is increased by only 29 mins and 16 mins for WN18RR and FB15k-237 datasets with SimKGC [27], which is acceptable and shows great opportunity to extend our KGE-SymCL with LLM. Considering the performance improvement, These small proportions of the time increase are acceptable.

4.5 Hyper-parameter Analysis

We investigate the influence of the hyper-parameter hop K , sampling number m , and trade-off weight α in our KGE-SymCL.

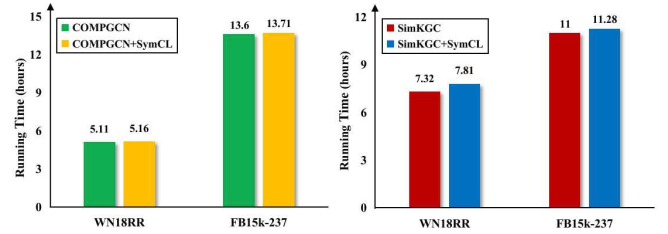


Figure 7: Running time comparison of SimKGC and COMPGCN w./w.o SymCL.

The COMPGCN-SymCL is selected as the basic model. As for the scope of the hyper-parameters for both two tasks, *i.e.*, entity classification and link prediction, K is selected in $\{1, 2, 3\}$, and α is searched in $\{0.001, 0.01, 0.1\}$. However, since the benchmark datasets for entity classification are smaller than link prediction, the different scopes of m are used, *i.e.*, $\{10, 50, 100, 1000\}$ for link prediction and $\{10, 50, 100\}$ for entity classification. As for K and m , it is observed that there is no great fluctuation of performance when K and m are varying in Fig. 8 (a) to 8 (d). It demonstrates that KGE-SymCL is insensitive to K and m . The reason is that there are many symmetrical structures for each entity, which can enhance the discriminative capability of samples. As for the trade-off hyper-parameter α , we find our KGE-SymCL is much more sensitive to it (See Fig. 8 (e) and (f)). It is because of the magnitude difference between the contrastive and task loss, *i.e.*, the contrastive loss is usually a hundred times larger than the task loss. The best performances are generally reached when $\alpha = 0.001$.

5 CONCLUSION

In this paper, we propose a knowledge graph contrastive learning framework based on relation-symmetrical structures, termed KGE-SymCL, which leverages the symmetrical structural information in KGs to enhance the discriminative ability of KGE models. Extensive Experimental results on benchmark datasets have verified the proposed contrastive framework can be easily adopted to other KGE models to enhance their discriminative and expressive ability. Although proven effective, we can definitely further improve the discriminative capacity of KGE-SymCL if high-confidence negative contrastive pairs can be constructed and leveraged. As

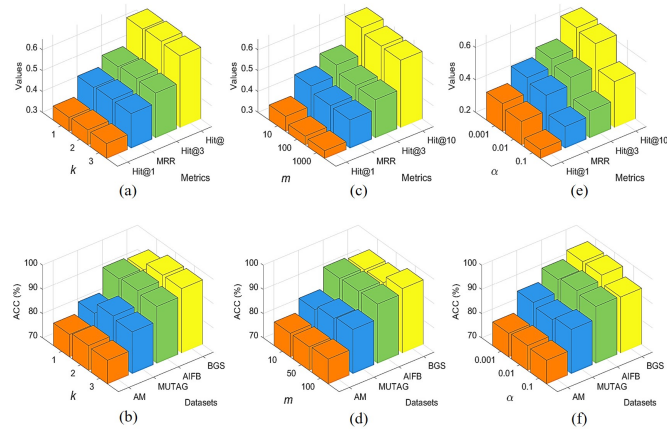


Figure 8: Sensitivity analysis of the hyper-parameters. Sub-figure (a), (c), and (e) correspond to link prediction, and the rest parts are related to entity classification.

a primitive attempt to use structure information for contrastive learning KGE, it is not studied in this work. In the future, we aim to continue investigating a more fine-grained strategy for high-confidence negative pair construction to empower our contrastive learning framework, such as integrating our KGE-SymCL with other language-based contrastive KGE models.

ACKNOWLEDGMENTS

This work was supported by the National Key R&D Program of China (project no. 2020AAA0107100) and the National Natural Science Foundation of China (project no. 62276271).

REFERENCES

- [1] H. Ren, H. Dai, B. Dai, X. Chen, M. Yasunaga, H. Sun, D. Schuurmans, J. Leskovec, and D. Zhou, "Lego: Latent execution-guided reasoning for multi-hop question answering on knowledge graphs," in *International Conference on Machine Learning*. PMLR, 2021, pp. 8959–8970.
- [2] H. Wang, F. Zhang, X. Xie, and M. Guo, "Dkn: Deep knowledge-aware network for news recommendation," in *Proceedings of the 2018 world wide web conference*, 2018, pp. 1835–1844.
- [3] H. Mezni, D. Benslimane, and L. Bellatreche, "Context-aware service recommendation based on knowledge graph embedding," *IEEE Transactions on Knowledge and Data Engineering*, 2021.
- [4] X. Zhou, L. Niu, Q. Zhu, X. Zhu, P. Liu, J. Tan, and L. Guo, "Knowledge graph embedding by double limit scoring loss," *IEEE Transactions on Knowledge and Data Engineering*, 2021.
- [5] K. Teru, E. Denis, and W. Hamilton, "Inductive relation prediction by subgraph reasoning," in *International Conference on Machine Learning*. PMLR, 2020, pp. 9448–9457.
- [6] K. Liang, L. Meng, M. Liu, Y. Liu, W. Tu, S. Wang, S. Zhou, X. Liu, and F. Sun, "Reasoning over different types of knowledge graphs: Static, temporal and multi-modal," *arXiv preprint arXiv:2212.05767*, 2022.
- [7] L. Song, A. Wang, J. Su, Y. Zhang, K. Xu, Y. Ge, and D. Yu, "Structural information preserving for graph-to-text generation," in *Proceedings of the 58th Annual Meeting of the Association for Computational Linguistics*. Online: Association for Computational Linguistics, Jul. 2020, pp. 7987–7998. [Online]. Available: <https://aclanthology.org/2020.acl-main.712>
- [8] K. Liang, S. Wu, and J. Gu, "Mka: A scalable medical knowledge-assisted mechanism for generative models on medical conversation tasks," in *Computational and Mathematical Methods in Medicine*, vol. 2021, no. Article ID 5294627, 2021.
- [9] K. Liang, J. Tan, D. Zeng, Y. Huang, X. Huang, and G. Tan, "Abslearn: a gnn-based framework for aliasing and buffer-size information retrieval," *Pattern Analysis and Applications*, Feb 2023. [Online]. Available: <https://doi.org/10.1007/s10044-023-01142-2>

- [10] Q. Wang, Z. Mao, B. Wang, and L. Guo, "Knowledge graph embedding: A survey of approaches and applications," *IEEE Transactions on Knowledge and Data Engineering*, vol. 29, no. 12, pp. 2724–2743, 2017.
- [11] S. Ji, S. Pan, E. Cambria, P. Martinen, and S. Y. Philip, "A survey on knowledge graphs: Representation, acquisition, and applications," *IEEE Transactions on Neural Networks and Learning Systems*, vol. 33, no. 2, pp. 494–514, 2021.
- [12] Z. Zhang, P. Cui, and W. Zhu, "Deep learning on graphs: A survey," *IEEE Transactions on Knowledge and Data Engineering*, 2020.
- [13] T. Ebisu and R. Ichise, "Generalized translation-based embedding of knowledge graph," *IEEE Transactions on Knowledge and Data Engineering*, vol. 32, no. 5, pp. 941–951, 2019.
- [14] A. Bordes, N. Usunier, A. Garcia-Duran, J. Weston, and O. Yakhnenko, "Translating embeddings for modeling multi-relational data," *Advances in neural information processing systems*, vol. 26, 2013.
- [15] Z. Sun, Z.-H. Deng, J.-Y. Nie, and J. Tang, "Rotate: Knowledge graph embedding by relational rotation in complex space," in *International Conference on Learning Representations*, 2019. [Online]. Available: <https://openreview.net/forum?id=HkgEQnRqYQ>
- [16] S. Zhang, Y. Tay, L. Yao, and Q. Liu, "Quaternion knowledge graph embeddings," *Advances in neural information processing systems*, vol. 32, 2019.
- [17] Z. Cao, Q. Xu, Z. Yang, X. Cao, and Q. Huang, "Dual quaternion knowledge graph embeddings," in *Proceedings of the AAAI Conference on Artificial Intelligence*, 2021, pp. 6894–6902.
- [18] Z. Zhang, J. Cai, Y. Zhang, and J. Wang, "Learning hierarchy-aware knowledge graph embeddings for link prediction," in *Proceedings of the AAAI Conference on Artificial Intelligence*, 2020, pp. 3065–3072.
- [19] B. Yang, W.-t. Yih, X. He, J. Gao, and L. Deng, "Embedding entities and relations for learning and inference in knowledge bases," *International Conference on Learning Representations*, 2015.
- [20] M. Nickel, V. Tresp, and H.-P. Kriegel, "A three-way model for collective learning on multi-relational data," in *ICML*, 2011.
- [21] T. Trouillon, J. Welbl, S. Riedel, É. Gaussier, and G. Bouchard, "Complex embeddings for simple link prediction," in *International conference on machine learning*. PMLR, 2016, pp. 2071–2080.
- [22] T. Dettmers, P. Minervini, P. Stenetorp, and S. Riedel, "Convolutional 2d knowledge graph embeddings," in *Proceedings of the AAAI conference on artificial intelligence*, 2018.
- [23] M. Schlichtkrull, T. N. Kipf, P. Bloem, R. v. d. Berg, I. Titov, and M. Welling, "Modeling relational data with graph convolutional networks," in *European semantic web conference*. Springer, 2018, pp. 593–607.
- [24] D. Nathani, J. Chauhan, C. Sharma, and M. Kaul, "Learning attention-based embeddings for relation prediction in knowledge graphs," in *Proceedings of the 57th Annual Meeting of the Association for Computational Linguistics*. Association for Computational Linguistics, 2019.
- [25] S. Vashishth, S. Sanyal, V. Nitin, and P. Talukdar, "Composition-based multi-relational graph convolutional networks," in *International Conference on Learning Representations*, 2019.
- [26] Z. Tan, Z. Chen, S. Feng, Q. Zhang, Q. Zheng, J. Li, and M. Luo, "Contrastive learning with graph context modeling for sparse knowledge graph completion," *arxiv*, 2022.
- [27] L. Wang, W. Zhao, Z. Wei, and J. Liu, "SimKGC: Simple contrastive knowledge graph completion with pre-trained language models," in *Proceedings of the 60th Annual Meeting of the Association for Computational Linguistics (Volume 1: Long Papers)*. Dublin, Ireland: Association for Computational Linguistics, May 2022, pp. 4281–4294. [Online]. Available: <https://aclanthology.org/2022.acl-long.295>
- [28] Y. Liu, X. Yang, S. Zhou, X. Liu, Z. Wang, K. Liang, W. Tu, L. Li, J. Duan, and C. Chen, "Hard sample aware network for contrastive deep graph clustering," *arXiv preprint arXiv:2212.08665*, 2022.
- [29] X. Yang, Y. Liu, S. Zhou, S. Wang, W. Tu, Q. Zheng, X. Liu, L. Fang, and E. Zhu, "Cluster-guided contrastive graph clustering network," *arXiv preprint arXiv:2301.01098*, 2023.
- [30] H. Zhao, X. Yang, Z. Wang, E. Yang, and C. Deng, "Graph debiased contrastive learning with joint representation clustering," in *IJCAI*, 2021, pp. 3434–3440.
- [31] Q. Guo, F. Zhuang, C. Qin, H. Zhu, X. Xie, H. Xiong, and Q. He, "A survey on knowledge graph-based recommender systems," *IEEE Transactions on Knowledge and Data Engineering*, 2020.
- [32] Y. Shen, N. Ding, H.-T. Zheng, Y. Li, and M. Yang, "Modeling relation paths for knowledge graph completion," *IEEE Transactions on Knowledge and Data Engineering*, vol. 33, no. 11, pp. 3607–3617, 2020.
- [33] Q. Wang, Z. Mao, B. Wang, and L. Guo, "Knowledge graph embedding: A survey of approaches and applications," *IEEE Transactions on Knowledge and Data Engineering*, vol. 29, no. 12, pp. 2724–2743, 2017.

- [34] D. Xu, T. Xu, S. Wu, J. Zhou, and E. Chen, "Relation-enhanced negative sampling for multimodal knowledge graph completion," in *Proceedings of the 30th ACM International Conference on Multimedia*, ser. MM '22. New York, NY, USA: Association for Computing Machinery, 2022, p. 3857–3866. [Online]. Available: <https://doi.org/10.1145/3503161.3548388>
- [35] J. Li, H. Shomer, J. Ding, Y. Wang, Y. Ma, N. Shah, J. Tang, and D. Yin, "Are graph neural networks really helpful for knowledge graph completion?" 2022. [Online]. Available: <https://arxiv.org/abs/2205.10652>
- [36] R. Li, J. Zhao, C. Li, D. He, Y. Wang, Y. Liu, H. Sun, S. Wang, W. Deng, Y. Shen *et al.*, "House: Knowledge graph embedding with householder parameterization," *arXiv preprint arXiv:2202.07919*, 2022.
- [37] S. M. Kazemi and D. Poole, "Simple embedding for link prediction in knowledge graphs," in *Proceedings of the 32nd International Conference on Neural Information Processing Systems*, ser. NIPS'18. Red Hook, NY, USA: Curran Associates Inc., 2018, p. 4289–4300.
- [38] H. Huang, C. Li, X. Peng, L. He, S. Guo, H. Peng, L. Wang, and J. Li, "Cross-knowledge-graph entity alignment via relation prediction," *Knowledge-Based Systems*, vol. 240, p. 107813, 2022. [Online]. Available: <https://www.sciencedirect.com/science/article/pii/S095070512101011X>
- [39] C. Shang, Y. Tang, J. Huang, J. Bi, X. He, and B. Zhou, "End-to-end structure-aware convolutional networks for knowledge base completion," in *Proceedings of the AAAI Conference on Artificial Intelligence*, 2019, pp. 3060–3067.
- [40] Z. Zhang, F. Zhuang, H. Zhu, Z. Shi, H. Xiong, and Q. He, "Relational graph neural network with hierarchical attention for knowledge graph completion," in *Proceedings of the AAAI Conference on Artificial Intelligence*, vol. 34, no. 05, 2020, pp. 9612–9619.
- [41] D. Yu, Y. Yang, R. Zhang, and Y. Wu, "Knowledge embedding based graph convolutional network," in *Proceedings of the Web Conference 2021*, 2021, pp. 1619–1628.
- [42] D. Wang, N. Ding, P. Li, and H.-T. Zheng, "Cline: Contrastive learning with semantic negative examples for natural language understanding," *arXiv preprint arXiv:2107.00440*, 2021.
- [43] A. Aberdam, R. Litman, S. Tsiper, O. Anshel, R. Slossberg, S. Mazor, R. Manmatha, and P. Perona, "Sequence-to-sequence contrastive learning for text recognition," in *Proceedings of the IEEE/CVF Conference on Computer Vision and Pattern Recognition*, 2021, pp. 15 302–15 312.
- [44] F. He, F. Nie, R. Wang, H. Hu, W. Jia, and X. Li, "Fast semi-supervised learning with optimal bipartite graph," *IEEE Transactions on Knowledge and Data Engineering*, vol. 33, no. 9, pp. 3245–3257, 2020.
- [45] T. Chen, S. Kornblith, M. Norouzi, and G. Hinton, "A simple framework for contrastive learning of visual representations," in *Proc. of ICML*, 2020.
- [46] J.-B. Grill, F. Strub, F. Altché, C. Tallec, P. H. Richemond, E. Buchatskaya, C. Doersch, B. A. Pires, Z. D. Guo, M. G. Azar *et al.*, "Bootstrap your own latent: A new approach to self-supervised learning," *arXiv preprint arXiv:2006.07733*, 2020.
- [47] X. Chen and K. He, "Exploring simple siamese representation learning," in *Proc. of CVPR*, 2021.
- [48] J. Zbontar, L. Jing, I. Misra, Y. LeCun, and S. Deny, "Barlow twins: Self-supervised learning via redundancy reduction," *arXiv preprint arXiv:2103.03230*, 2021.
- [49] L. Li, J. Zhang, S. Wang, X. Liu, K. Li, and K. Li, "Multi-view bipartite graph clustering with coupled noisy feature filter," *IEEE Transactions on Knowledge and Data Engineering*, pp. 1–13, 2023.
- [50] P. Velićković, W. Fedus, W. L. Hamilton, P. Liò, Y. Bengio, and R. D. Hjelm, "Deep graph infomax," *ICLR (Poster)*, vol. 2, no. 3, p. 4, 2019.
- [51] K. Hassani and A. H. Khasahmadi, "Contrastive multi-view representation learning on graphs," in *Proc. of ICML*, 2020.
- [52] R. D. Hjelm, A. Fedorov, S. Lavoie-Marchildon, K. Grewal, P. Bachman, A. Trischler, and Y. Bengio, "Learning deep representations by mutual information estimation and maximization," in *International Conference on Learning Representations*, 2018.
- [53] F. Jiao, Y. Guo, X. Song, and L. Nie, "Merit: Meta-path guided contrastive learning for logical reasoning," 2022. [Online]. Available: <https://arxiv.org/abs/2203.00357>
- [54] Y. Zhu, Y. Xu, F. Yu, Q. Liu, S. Wu, and L. Wang, "Deep Graph Contrastive Representation Learning," in *ICML Workshop on Graph Representation Learning and Beyond*, 2020. [Online]. Available: <http://arxiv.org/abs/2006.04131>
- [55] Y. You, T. Chen, Y. Sui, T. Chen, Z. Wang, and Y. Shen, "Graph contrastive learning with augmentations," *Advances in Neural Information Processing Systems*, vol. 33, pp. 5812–5823, 2020.
- [56] Y. Liu, W. Tu, S. Zhou, X. Liu, L. Song, X. Yang, and E. Zhu, "Deep graph clustering via dual correlation reduction," in *Proceedings of the AAAI Conference on Artificial Intelligence*, 2022, pp. 7603–7611.
- [57] Y. Liu, S. Zhou, X. Liu, W. Tu, and X. Yang, "Improved dual correlation reduction network," *arXiv preprint arXiv:2202.12533*, 2022.
- [58] P. Bielek, T. Kajdanowicz, and N. V. Chawla, "Graph barlow twins: A self-supervised representation learning framework for graphs," *arXiv preprint arXiv:2106.02466*, 2021.
- [59] S. Thakoor, C. Tallec, M. G. Azar, M. Azabou, E. L. Dyer, R. Munos, P. Velićković, and M. Valko, "Large-scale representation learning on graphs via bootstrapping," *arXiv preprint arXiv:2102.06514*, 2021.
- [60] N. Lee, J. Lee, and C. Park, "Augmentation-free self-supervised learning on graphs," in *Proceedings of the AAAI Conference on Artificial Intelligence*, 2022, pp. 7372–7380.
- [61] Y. You, T. Chen, Y. Shen, and Z. Wang, "Graph contrastive learning automated," in *International Conference on Machine Learning*. PMLR, 2021, pp. 12 121–12 132.
- [62] S. Suresh, P. Li, C. Hao, and J. Neville, "Adversarial graph augmentation to improve graph contrastive learning," *Advances in Neural Information Processing Systems*, vol. 34, pp. 15 920–15 933, 2021.
- [63] Y. Yin, Q. Wang, S. Huang, H. Xiong, and X. Zhang, "Autogcl: Automated graph contrastive learning via learnable view generators," *arXiv preprint arXiv:2109.10259*, 2021.
- [64] H. Liang, X. Du, B. Zhu, Z. Ma, K. Chen, and J. Gao, "Graph contrastive learning with implicit augmentations," *arXiv preprint arXiv:2211.03710*, 2022.
- [65] Y. Zhu, Y. Xu, F. Yu, Q. Liu, S. Wu, and L. Wang, "Graph contrastive learning with adaptive augmentation," in *Proc. of WWW*, 2021.
- [66] M. Liu, Z.-W. Quan, J.-M. Wu, Y. Liu, and M. Han, "Embedding temporal networks inductively via mining neighborhood and community influences," *Applied Intelligence*, pp. 1–20, 2022.
- [67] Y. Liu, X. Yang, S. Zhou, and X. Liu, "Simple contrastive graph clustering," *arXiv preprint arXiv:2205.07865*, 2022.
- [68] J. Xia, L. Wu, J. Chen, B. Hu, and S. Z. Li, "Simgrace: A simple framework for graph contrastive learning without data augmentation," in *Proceedings of the ACM Web Conference 2022*, 2022, pp. 1070–1079.
- [69] Y. Zhu, Y. Xu, Q. Liu, and S. Wu, "An empirical study of graph contrastive learning," *arXiv preprint arXiv:2109.01116*, 2021.
- [70] W. Ye, O. Askarisichani, A. Jones, and A. Singh, "Learning deep graph representations via convolutional neural networks," *IEEE Transactions on Knowledge and Data Engineering*, 2020.
- [71] H. Zhao, X. Yang, Z. Wang, E. Yang, and C. Deng, "Graph debiased contrastive learning with joint representation clustering," in *Proc. of IJCAI*, 2021.
- [72] J. Xia, L. Wu, G. Wang, J. Chen, and S. Z. Li, "Progel: Rethinking hard negative mining in graph contrastive learning," in *Proc. of ICML*, 2022.
- [73] J. Devlin, M.-W. Chang, K. Lee, and K. Toutanova, "BERT: Pre-training of deep bidirectional transformers for language understanding," in *Proceedings of the 2019 Conference of the North American Chapter of the Association for Computational Linguistics: Human Language Technologies, Volume 1 (Long and Short Papers)*. Minneapolis, Minnesota: Association for Computational Linguistics, Jun. 2019, pp. 4171–4186. [Online]. Available: <https://aclanthology.org/N19-1423>
- [74] Y. Kalantidis, M. B. Sariyildiz, N. Pion, P. Weinzaepfel, and D. Larlus, "Hard negative mixing for contrastive learning," *Advances in Neural Information Processing Systems*, vol. 33, pp. 21 798–21 809, 2020.
- [75] G. Chu, X. Wang, C. Shi, and X. Jiang, "Cuco: Graph representation with curriculum contrastive learning," in *IJCAI*, 2021, pp. 2300–2306.
- [76] C.-Y. Chuang, J. Robinson, Y.-C. Lin, A. Torralba, and S. Jegelka, "De-biased contrastive learning," *Advances in neural information processing systems*, vol. 33, pp. 8765–8775, 2020.
- [77] J. Robinson, C.-Y. Chuang, S. Sra, and S. Jegelka, "Contrastive learning with hard negative samples," *arXiv preprint arXiv:2010.04592*, 2020.
- [78] Y. Yang, C. Huang, L. Xia, and C. Li, "Knowledge graph contrastive learning for recommendation," *SIGIR*, 2022.
- [79] Z. Lin, C. Tian, Y. Hou, and W. X. Zhao, "Improving graph collaborative filtering with neighborhood-enriched contrastive learning," in *Proceedings of the ACM Web Conference 2022*, 2022, pp. 2320–2329.
- [80] Y. Hu, H. You, Z. Wang, Z. Wang, E. Zhou, and Y. Gao, "Graph-mlp: Node classification without message passing in graph," *CoRR*, vol. abs/2106.04051, 2021. [Online]. Available: <https://arxiv.org/abs/2106.04051>
- [81] W. Dong, J. Wu, Y. Luo, Z. Ge, and P. Wang, "Node representation learning in graph via node-to-neighbourhood mutual information maximization," 2022.

- [82] P. Ristoski, J. Rosati, T. D. Noia, R. D. Leone, and H. Paulheim, "Rdf2vec: Rdf graph embeddings and their applications," *Semantic Web*, vol. 10, pp. 721–752, 2019.
- [83] Z. Zhang, J. Cai, and J. Wang, "Duality-induced regularizer for tensor factorization based knowledge graph completion," *Advances in Neural Information Processing Systems*, vol. 33, pp. 21 604–21 615, 2020.
- [84] A. Ermolov, A. Siarohin, E. Sangineto, and N. Sebe, "Whitening for self-supervised representation learning," in *International Conference on Machine Learning*. PMLR, 2021, pp. 3015–3024.
- [85] G. Ji, K. Liu, S. He, and J. Zhao, "Knowledge graph completion with adaptive sparse transfer matrix," in *AAAI*, 2016.
- [86] K. Toutanova, D. Chen, P. Pantel, H. Poon, P. Choudhury, and M. Gamon, "Representing text for joint embedding of text and knowledge bases," in *Proceedings of the 2015 conference on empirical methods in natural language processing*, 2015, pp. 1499–1509.
- [87] T. Dettmers, P. Minervini, P. Stenetorp, and S. Riedel, "Convolutional 2d knowledge graph embeddings," in *Proceedings of the AAAI conference on artificial intelligence*, 2018.
- [88] W. Xiong, T. Hoang, and W. Y. Wang, "DeepPath: A reinforcement learning method for knowledge graph reasoning," in *Proceedings of the 2017 Conference on Empirical Methods in Natural Language Processing*, 2017, pp. 564–573.
- [89] S. Bloehdorn and Y. Sure, "Kernel methods for mining instance data in ontologies," in *The Semantic Web*. Springer, 2007, pp. 58–71.
- [90] V. de Boer, J. Wielemaker, J. van Gent, M. Hildebrand, A. Isaac, J. van Ossenbruggen, and G. Schreiber, "Supporting linked data production for cultural heritage institutes: The amsterdam museum case study," in *ESWC*, 2012.
- [91] P. Ristoski, G. K. D. d. Vries, and H. Paulheim, "A collection of benchmark datasets for systematic evaluations of machine learning on the semantic web," in *International semantic web conference*. Springer, 2016, pp. 186–194.
- [92] G. K. de Vries, "A fast approximation of the weisfeiler-lehman graph kernel for rdf data," in *Joint European Conference on Machine Learning and Knowledge Discovery in Databases*. Springer, 2013, pp. 606–621.
- [93] P. Ristoski, G. K. D. d. Vries, and H. Paulheim, "A collection of benchmark datasets for systematic evaluations of machine learning on the semantic web," in *International semantic web conference*. Springer, 2016, pp. 186–194.
- [94] A. Paszke, S. Gross, F. Massa, A. Lerer, J. Bradbury, G. Chanan, T. Killeen, Z. Lin, N. Gimelshein, L. Antiga *et al.*, "Pytorch: An imperative style, high-performance deep learning library," *Advances in neural information processing systems*, vol. 32, 2019.
- [95] H. Paulheim and J. Fümkrantz, "Unsupervised generation of data mining features from linked open data," in *Proceedings of the 2nd international conference on web intelligence, mining and semantics*, 2012, pp. 1–12.
- [96] N. Shervashidze, P. Schweitzer, E. J. Van Leeuwen, K. Mehlhorn, and K. M. Borgwardt, "Weisfeiler-lehman graph kernels," *Journal of Machine Learning Research*, vol. 12, no. 9, 2011.
- [97] V. Degraeve, G. Vandewiele, F. Ongena, and S. Van Hoecke, "R-gcn: The r could stand for random," *arXiv*, 2022. [Online]. Available: <https://arxiv.org/abs/2203.02424>