

Reconstructing masses for semi-invisibly decaying particles pair-produced at lepton colliders

Jin Min Yang,^{1,2,*} Yang Zhang,^{3,1,†} Pengxuan Zhu,^{1,‡} and Rui Zhu^{1,2,§}

¹*CAS Key Laboratory of Theoretical Physics, Institute of Theoretical Physics, Chinese Academy of Sciences, Beijing 100190, P. R. China*

²*School of Physical Sciences, University of Chinese Academy of Sciences, Beijing 100049, P. R. China*

³*School of Physics, Zhengzhou University, Zhengzhou 450000, P. R. China*

(Dated: September 13, 2023)

We present a set of Lorentz invariant kinematic variables for reconstructing mass of semi-invisible decaying particles pair-produced at lepton colliders, m_{RC}^{\min} , m_{RC}^{\max} and m_{LSP}^{\max} , with analytical formulas. They give the minimal and maximum bounds of the decaying particle mass and upper bound of the invisible particle mass. In the search of new physics, these variables can greatly enhance the statistical significance of signal. For the process of smuon pair production at $\sqrt{s} = 240$ GeV lepton collider of 5 ab^{-1} , the cross section detection limit is pushed by one order, and the expected exclusion and discovery limits are set above $\sqrt{s}/2$ and go into the off-shell region. Moreover, these variables can also be used to improve the precision of W -boson mass measurement in full leptonic decayed channel. At future lepton collider, the precision can reach to $2 \sim 3$ MeV level.

Introduction To account for dark matter (DM), almost all the extensions of the Standard Model (SM) contain additional particles charged under some new symmetry and/or possess an exact parity. In these theories, the lightest particle is stable and serves as the DM candidate. These theories can be tested at colliders via pair production of new particles which decay into invisible particles (missing energy) in detectors. Reconstructing the masses of such produced new particles is challenging since the energy carried away by the invisible particles can not be directly measured.

At hadron colliders, inspired by this issue, new variables, such as m_{T2} [1–3], and new techniques, such as the recursive jigsaw reconstruction [4, 5], were developed and widely used. These techniques should be promoted to lepton colliders (LCs), as various machines like ILC [6–8], FCC-ee [9, 10], CEPC [11–13] and Muon Collider [14–16] are being proposed for precise measurements. These state-of-the-art experiments enable us to scrutinize the nature of the Higgs boson [11, 17, 18] and shed new light on new physics [19, 20].

New kinematic variables In this work we introduce a set of kinematic variables, namely m_{LSP}^{\max} , m_{RC}^{\max} and m_{RC}^{\min} , for a generic process shown in FIG. 1, where a leptonic collision produces a pair of massive particles (PP) with \mathbf{P} decaying into an (a group of) observed particle(s) \mathbf{V} and an invisible particle \mathbf{I} . Here we restrict ourselves to a symmetric decay tree, so the labels a and b in the diagram just indicate a same particle \mathbf{P} in different branches.

Throughout this paper, $p_{\mathbf{a}}^{\text{F}}$ represents the four-momentum vector of object \mathbf{a} , evaluated in reference

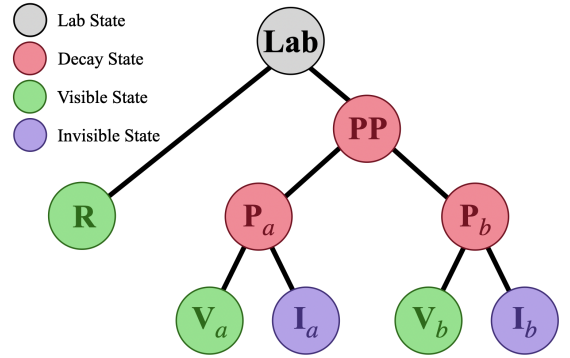


FIG. 1: The decay tree of our considered process.

frame F . The energy and momentum are denoted by $p_{\mathbf{a}}^{\text{F}} \equiv (E_{\mathbf{a}}^{\text{F}}, \vec{p}_{\mathbf{a}}^{\text{F}})$. If F is not declared, then the energy and/or momentum quantity is defined in the c.m. frame of PP system.

For an given event of the process depicted in FIG. 1, we can read out the following four observables at a LC: $p_{\mathbf{V}_a}^{\text{Lab}}$, $p_{\mathbf{V}_b}^{\text{Lab}}$, $p_{\text{miss}}^{\text{Lab}}$ and $p_{\mathbf{R}}^{\text{Lab}}$. The Lab represents the laboratory frame. $p_{\text{miss}}^{\text{Lab}}$ is the sum of the four-momentum vectors of all detector invisibly particles, and is given as follows

$$\begin{aligned} p_{\text{miss}}^{\text{Lab}} &= (\sqrt{s}, 0, 0, 0) - \sum_i^n p_i^{\text{Lab}} \\ &= p_{\mathbf{I}_a}^{\text{Lab}} + p_{\mathbf{I}_b}^{\text{Lab}}, \end{aligned} \quad (1)$$

with \sqrt{s} being the collision energy and i being the index of each visible particle in the event. The recoil system \mathbf{R} comprises all observable particles that are not assigned to the \mathbf{V} -systems. The initial state radiation (ISR) and imperfect object reconstruction of final states are the main sources of the \mathbf{R} system in high energy lepton collisions [21].

* jmyang@itp.ac.cn

† zhangyangphy@zzu.edu.cn

‡ zhupx99@icloud.com

§ zhurui@itp.ac.cn

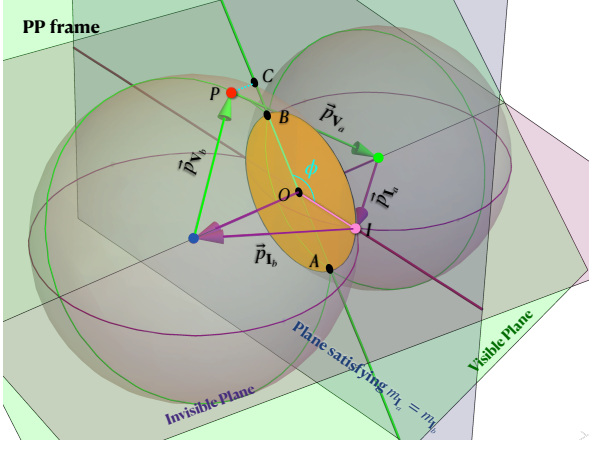


FIG. 2: The three-momentum vectors of semi-invisibly decaying particles shown in the **PP** frame.

Boosting all the Lorentz vectors from the laboratory frame into the c.m. frame of the **PP** system, the three-momenta \vec{p}_{V_a} , \vec{p}_{I_a} , \vec{p}_{V_b} and \vec{p}_{I_b} can form two connected triangles with \vec{p}_{miss}

$$\vec{p}_{V_a} + \vec{p}_{V_b} + \vec{p}_{\text{miss}} = 0, \quad \vec{p}_{I_a} + \vec{p}_{I_b} - \vec{p}_{\text{miss}} = 0, \quad (2)$$

in visible plane and invisible plane, as shown in FIG 2. The angle between the two planes is denoted as ϕ , and the vertex on the opposite side of \vec{p}_{miss} in the visible (invisible) triangle is marked as P (I). Accordingly, the vector $\vec{PI} = \vec{p}_{V_a} + \vec{p}_{I_a} = -\vec{p}_{V_b} - \vec{p}_{I_b}$ is the three-momentum of the mother particle **P**.

The position of vertex I is uncertain due to lack of knowledge of momentum distribution between two missing particles, which is nevertheless constrained by several conditions. Firstly, the real solution of m_I requires that the magnitude of the invisible three-momentum $\vec{p}_{I_{a/b}}$ is limited by

$$|\vec{p}_{I_{a/b}}| \leq E_{I_{a/b}} = E_{P_{a/b}} - E_{V_{a/b}} = \frac{1}{2}E_{\text{PP}} - E_{V_{a/b}}, \quad (3)$$

where $E_{\text{PP}} = E_{V_a} + E_{V_b} + E_{\text{miss}}$ is the c.m. energy of the **PP** system. They imply the two spheres in FIG 2, where the spherical shell corresponds the boundaries $m_{I_{a/b}} = 0$. The particle **I** can also refer to a particle that undergoes invisible cascaded decay into a set of labeled particles I_i , such as the neutralino $\tilde{\chi}_2^0 \rightarrow \tilde{\nu} \nu \rightarrow \nu \nu \tilde{\chi}_1^0$ case in supersymmetric theory. In this scenario, we have:

$$m_{I_{a/b}}^2 \equiv p_{I_{a/b}}^2 = \left(\sum_i p_{I_i} \right)^2 \geq \sum_i m_{I_i}^2 \geq 0. \quad (4)$$

Hence, we can generally establish the validity of Eq. (3). Secondly, in most scenarios, I_a and I_b are restricted to be the DM particles, which means their masses are iden-

tical¹,

$$\begin{aligned} m_I^2 &= p_{I_a}^2 = \left(\frac{1}{2}E_{\text{PP}} - E_{V_a} \right)^2 - \vec{p}_{I_a}^2 \\ &= p_{I_b}^2 = \left(\frac{1}{2}E_{\text{PP}} - E_{V_b} \right)^2 - (\vec{p}_{\text{miss}} - \vec{p}_{I_a})^2. \end{aligned} \quad (5)$$

Then one can get

$$\begin{aligned} \vec{p}_{I_a} \cdot \vec{p}_{\text{miss}} &= \frac{1}{2} [E_{V_a}^2 - E_{V_b}^2 \\ &\quad + E_{\text{PP}}(E_{V_b} - E_{V_a}) + |\vec{p}_{\text{miss}}|^2], \end{aligned} \quad (6)$$

which says the vertex I is located in a fixed plane vertical to \vec{p}_{miss} , the blue plane in FIG 2.

Given the event topology in FIG 1, the vertex I locates in the interface between the spheres and the blue plane. Specifically, it lies on a flat, circular disc that is perpendicular to \vec{p}_{miss} . There remains two unknown degrees of freedom, ϕ and r , where r is the distance between the vertex I and \vec{p}_{miss} . For a given set (ϕ, r) , we can obtain a set of masses m_P and m_I , which determined respectively by the magnitude of vector \vec{PI} and \vec{p}_{I_a} . Hence, the geometric characteristics of the disc can be utilized to deduce the kinetic details of the event, which can be captured through three "reconstructed-mass" variables:

- $m_{\text{LSP}}^{\text{max}}$: represents the maximum reconstructed value of m_I , achieved by selecting the vertex I at the center of the round disc O in FIG 2. Its value is given by

$$m_{\text{LSP}}^{\text{max}} = \sqrt{E_{I_a}^2 - \frac{1}{4|\vec{p}_{\text{miss}}|^2} \left(|\vec{p}_{\text{miss}}|^2 + E_{I_a}^2 - E_{I_b}^2 \right)^2}. \quad (7)$$

- $m_{\text{RC}}^{\text{min}}$: represents the minimum reconstructed value of m_P , which is obtained by setting $|\vec{p}_{P_a}|$ to its maximum value. This can be achieved by setting $\phi = \pi$ and maximizing the value of r (placing vertex I at point A in FIG. 2).

$$m_{\text{RC}}^{\text{min}} = \sqrt{\frac{E_{\text{PP}}^2}{4} - |PC|^2 - (|OC| + |OA|)^2}, \quad (8)$$

where the point C refers to the projection of vertex P onto the blue plane, and $|XY|$ represents the distance between points X and Y in FIG. 2. The points O , A , B , and C lie along a straight line, which corresponds to the intersection of the visible plane and the blue plane. These distances can be

¹ It should be emphasized that in more general cases, I_a and I_b may be the different particles with different masses. So, one should focus on the statistical distributions of our new variables.

determined geometrically,

$$|PC| = \frac{1}{2|\vec{p}_{\text{miss}}|} \left(-E_{\mathbf{I}_a}^2 + E_{\mathbf{I}_b}^2 + |\vec{p}_{\mathbf{V}_a}|^2 - |\vec{p}_{\mathbf{V}_b}|^2 \right), \quad (9)$$

$$|OC| = \frac{1}{2|\vec{p}_{\text{miss}}|} \left[-|\vec{p}_{\text{miss}}|^4 - (|\vec{p}_{\mathbf{V}_a}|^2 - |\vec{p}_{\mathbf{V}_b}|^2)^2 + 2|\vec{p}_{\text{miss}}|^2 (|\vec{p}_{\mathbf{V}_a}|^2 + |\vec{p}_{\mathbf{V}_b}|^2) \right]^{\frac{1}{2}}, \quad (10)$$

$$|OA| = \frac{1}{2|\vec{p}_{\text{miss}}|} \left[-E_{\mathbf{I}_a}^4 - (E_{\mathbf{I}_b}^2 - |\vec{p}_{\text{miss}}|^2)^2 + 2E_{\mathbf{I}_a}^2 (E_{\mathbf{I}_b}^2 + |\vec{p}_{\text{miss}}|^2) \right]^{\frac{1}{2}}. \quad (11)$$

The m_{reconst} variable introduced in Ref. [22] bears resemblance to $m_{\text{RC}}^{\text{min}}$. In this context, we present a more general analytical expression.

- $m_{\text{RC}}^{\text{max}}$ denotes the maximum reconstructed value of $m_{\mathbf{P}}$ obtained by selecting the minimum value of $|\vec{p}_{\mathbf{P}_a}|$. If point C lies within the round disc, the minimal value of $|\vec{p}_{\mathbf{P}_a}|$ corresponds to the distance $|PC|$. Therefore, we have:

$$m_{\text{RC}}^{\text{max}} = \sqrt{\frac{E_{\mathbf{P}\mathbf{P}}^2}{4} - |PC|^2}. \quad (12)$$

Alternatively, if point C is outside the disc, implying the minimal value of $|\vec{p}_{\mathbf{P}_a}|$ is obtained by setting $\phi = 0$ and minimizing the value of r (positioning vertex I at point B), we have:

$$m_{\text{RC}}^{\text{max}} = \sqrt{\frac{E_{\mathbf{P}\mathbf{P}}^2}{4} - |PC|^2 - (|OC| - |OB|)^2}, \quad (13)$$

where $|OB| = |OA|$.

From the definitions, the variables always follow the relations

$$0 \leq m_{\text{RC}}^{\text{min}} \leq m_{\mathbf{P}} \leq m_{\text{RC}}^{\text{max}} \leq \sqrt{s}/2, \quad (14)$$

$$0 \leq m_{\mathbf{I}} \leq m_{\text{LSP}}^{\text{max}} \leq m_{\text{Recoil}}/2.$$

In most scenarios, the invisible state \mathbf{I} is typically assumed to be massless when determining $m_{\text{RC}}^{\text{min}}$ and $m_{\text{RC}}^{\text{max}}$. However, it is also possible to consider a non-zero prior $m_{\mathbf{I}}$ if necessary, thereby calculating $m_{\text{RC}}^{\text{min}}(m_{\mathbf{I}})$ and $m_{\text{RC}}^{\text{max}}(m_{\mathbf{I}})$ by replacing $E_{\mathbf{I}_a}^2$ and $E_{\mathbf{I}_b}^2$ in Eq. (11) with $(E_{\mathbf{I}_a}^2 - m_{\mathbf{I}}^2)$ and $(E_{\mathbf{I}_b}^2 - m_{\mathbf{I}}^2)$, respectively. For a given event, as $m_{\mathbf{I}}$ increases, the value of $m_{\text{RC}}^{\text{min}}(m_{\mathbf{I}})$ increases, while $m_{\text{RC}}^{\text{max}}(m_{\mathbf{I}})$ decreases.

To be experimentally realistic, the main sources of uncertainties are:

1. *Wrong assignment.* For a given event, the invisible weak initial state radiation which should be assigned into the \mathbf{R} system is assigned into \mathbf{I} s, as shown in Eq. (1), such as the invisible ISR $Z \rightarrow \nu\nu$. This can be neglected due to its tiny cross section.

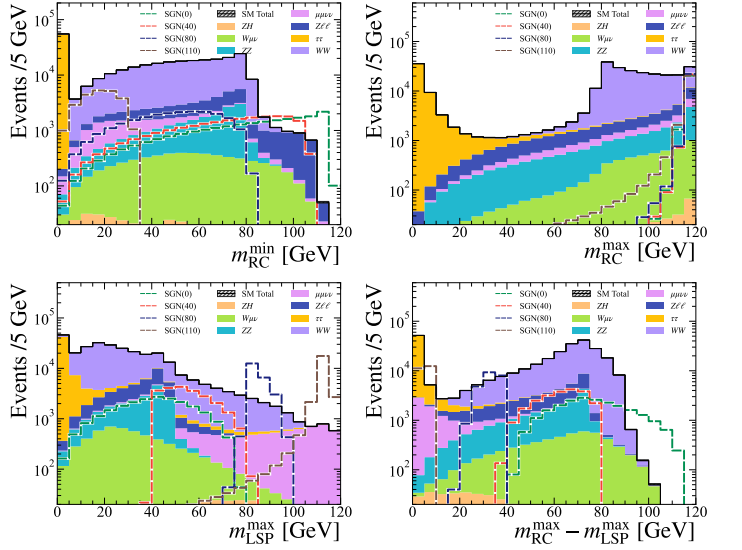


FIG. 3: The distributions of the reconstructed masses at 240 GeV lepton collider of 5 ab^{-1} after pre-selection criteria for the SM backgrounds and smuon pair production processes.

2. *Initial/Final state radiation.* These two types of radiations not only smear the visible particle momenta but also provide a source for extra particles, such as soft jets and soft photons, in the events.

3. *The beam energy uncertainty.* The synchrotron radiation photon in the circular collider, the beamstrahlung process, etc., will cause the uncertainty of the collision energy \sqrt{s} .

The excellent energy and momentum resolutions of the LCs allow for determination of all the inputs $p_{\mathbf{V}_a}^{\text{Lab}}$, $p_{\mathbf{V}_b}^{\text{Lab}}$, $p_{\text{miss}}^{\text{Lab}}$ and $p_{\mathbf{R}}^{\text{Lab}}$ with good precision. However, all uncertainties listed above will contribute to the error of $\mathbf{P}\mathbf{P}$ system total energy $E_{\mathbf{P}\mathbf{P}}$, which further leads to the difference between the reconstruction and the reality. In practice, they all can be qualitatively estimated via the comparison between the Monte-Carlo simulation and the real experimental data, and can be eliminated by using some data-driven methods. At the current stage of our research, it is not realistic to analyze the complete sources of error and give numerical estimates. In the following, we take these effects into account as much as possible in the Monte Carlo simulations.

Applications For illustration, we apply these new variables for the supersymmetry [23–25] search of smuon at $\sqrt{s} = 240 \text{ GeV}$ LC. We assume that the left-handed $\tilde{\mu}_L$ and right-handed $\tilde{\mu}_R$ are degenerated, the lightest neutralino $\tilde{\chi}_1^0$ is a nearly pure bino, and all other super particles are decoupled. Thus the branching ratio $\text{Br}(\tilde{\mu} \rightarrow \mu \tilde{\chi}_1^0) = 100\%$. The particles corresponding to \mathbf{P} , \mathbf{V} and \mathbf{I} in FIG. 1 are $\tilde{\mu}$, μ and $\tilde{\chi}_1^0$, respectively. This channel at CEPC has been investigated recently [13, 26], using the azimuth angles $\Delta\phi(\mu^\pm, \text{Recoil})$ and $\Delta\phi(\mu^+, \mu^-)$, the cone sizes $\Delta R(\mu^\pm, \text{Recoil})$ and $\Delta R(\mu^+, \mu^-)$, the muon

energies E_μ^\pm , the sum of the transverse momentum of two muons $\text{sum}P_T$, the invariant mass $m_{\mu\mu}$ and the m_{Recoil} variable. The results showed that the detection (discovery) limit of smuon mass can reach to 117 GeV (116 GeV), corresponding to a theoretical cross section of 11.1 fb (17.0 fb). The reconstructed mass variables we proposed can significantly improve these limits.

In low energy supersymmetry (for some recent reviews, see, e.g., [23–25]), smuon pair production $e^+e^- \rightarrow \tilde{\mu}^+\tilde{\mu}^-$ at an e^+e^- collider occurs only via γ or Z exchange in the s -channel. The simplified model in the searching channel $e^+e^- \rightarrow \mu^+\tilde{\chi}_1^0\mu^-\tilde{\chi}_1^0$ depends on the particle spectrum. Here $\tilde{\mu}$ contains both the left-handed $\tilde{\mu}_L$ and right-handed $\tilde{\mu}_R$, and their masses are degenerated which are labeled by $m_{\tilde{\mu}}$. The lightest neutralino $\tilde{\chi}_1^0$ is assumed to be a nearly pure bino, and the branching ratio $\text{Br}(\tilde{\mu} \rightarrow \mu\tilde{\chi}_1^0)$ is set to 1.

In most cases, the cross section can be evaluated using the narrow width approximation

$$\sigma(\tilde{\mu}\tilde{\mu} \rightarrow \mu^+\tilde{\chi}_1^0\mu^-\tilde{\chi}_1^0) = \sigma(\tilde{\mu}\tilde{\mu}) \times (\text{Br}(\tilde{\mu} \rightarrow \mu\tilde{\chi}_1^0))^2. \quad (15)$$

At the CEPC, the electron and positron beams are unpolarized, and the cross section is written as [27, 28]

$$\begin{aligned} \sigma(\tilde{\mu}\tilde{\mu}) = & \frac{(1 - 4m_{\tilde{\mu}}^2/s)^{3/2}}{24\pi s} \times \left[e^4 \right. \\ & + \frac{e^2 g^2}{2c_W^2} \left(\frac{1}{2} - 2s_W^2 \right)^2 \frac{s(s - m_Z^2)}{(s - m_Z^2)^2 + \Gamma_Z^2 m_Z^2} \\ & \left. + \frac{g^4}{c_W^4} \left(\frac{1}{8} - \frac{1}{2}s_W^2 + s_W^4 \right)^2 \frac{s^2}{(s - m_Z^2)^2 + \Gamma_Z^2 m_Z^2} \right], \end{aligned} \quad (16)$$

where e is the electromagnetic coupling constant, g is the weak force coupling constant, $s_W \equiv \sin\theta_W$ and $c_W \equiv \cos\theta_W$ with θ_W being the Weinberg angle, m_Z is the Z -boson mass and Γ_Z is the Z -boson width. For $m_{\tilde{\mu}} > \sqrt{s}/2$ or the parameter region where the narrow width approximation is invalid [29], for example, the compressed region with $m_{\tilde{\chi}_1^0} \lesssim m_{\tilde{\mu}}$ and $m_{\tilde{\mu}} \lesssim \sqrt{s}/2$, the cross section is well described by a $2 \rightarrow 3$ process, which suffers a phase space suppression

$$\sigma(\tilde{\mu}\tilde{\mu} \rightarrow \mu^+\tilde{\chi}_1^0\mu^-\tilde{\chi}_1^0) = \sigma(\tilde{\mu}\mu\tilde{\chi}_1^0) \times \text{Br}(\tilde{\mu} \rightarrow \mu\tilde{\chi}_1^0), \quad (17)$$

where one smuon is produced off-shell and thus the smuon width should be correctly taken into account².

The dominated backgrounds are the direct $\tau^+\tau^-$ production and the processes involving electroweak bosons W/Z and/or Higgs boson h in the intermediate states. We separate the latter into three classes: double-resonance background, single-resonance background and zero-resonance background, as defined in [31]. The

signal processes target the high smuon mass region at $m_{\tilde{\mu}} = 115$ GeV. Four LSP $\tilde{\chi}_1^0$ mass benchmark values are set at 0, 40, 80, 110 GeV, denoted as SGN(0), SGN(40), SGN(80), and SGN(110) respectively. Both signal and background processes listed in FIG. 3 are generated using MADGRAPH5AMC@NLO[32, 33] and PYTHIA8 [34]. RIVET-3.1.6 [35] is used for detector simulation and event reconstruction. The decay width of smuon is evaluated by SUSY-HIT [36].

Firstly, the events are required to contain exactly one opposite-sign (OS) muon pair and no reconstructed jet objects, and the energy of both muons is required larger than 1 GeV and $|\eta| < 3.0$. A lower cut on the invariant mass of the recoil system, $m_{\text{Recoil}} > 1$ GeV, is used to reject direct $\mu\mu$ production. After this preselection, the distributions of m_{RC}^{\min} , m_{RC}^{\max} , m_{LSP}^{\max} and $\Delta m^{\max} \equiv m_{\text{RC}}^{\max} - m_{\text{LSP}}^{\max}$ are shown in FIG. 3.

We see that for the processes of massless **I**, such as W^+W^- background or signal process of $m_{\tilde{\chi}_1^0} = 0$, both m_{RC}^{\min} and m_{RC}^{\max} have an obvious peak truncating at $m_{\mathbf{P}}$. With $m_{\mathbf{I}}$ increasing, the distribution of m_{RC}^{\min} of signal process becomes flat and submerges into the backgrounds, while the peak of m_{LSP}^{\max} gets sharp and moves to high value. We also find that $\Delta m^{\max} \equiv m_{\text{RC}}^{\max} - m_{\text{LSP}}^{\max}$ can approximately represent the mass splitting between **P** and **I** for a heavy **P**, which can be used for further reducing backgrounds.

We define three signal regions (SRs) of 12 bins aiming for different mass spectrum. Events with the invariant mass $m_{\mu\mu}$ and/or the recoil mass m_{Recoil} in Z -window of 10 GeV is vetoed to suppress the processes with Z -boson resonance for all SRs. The cut $m_{\text{RC}}^{\max} > 110$ GeV is used to focus on high smuon mass. The other detailed selections are listed in Table I. The SRL, SRM and SRH categories are optimized respectively for the region of $m_{\tilde{\chi}_1^0} < 40$ GeV, $40 \text{ GeV} < m_{\tilde{\chi}_1^0} < 80$ GeV and $m_{\tilde{\chi}_1^0} > 80$ GeV. The region SRL-02 is targeting one off-shell smuon events.

The number of survived events in each SR for SM backgrounds and several signal processes at the 240 GeV LC of 5 ab^{-1} are given in Table I. The cross section for $m_{\tilde{\mu}} = 115$ GeV is 23.9 fb. In the corresponding most sensitive SR, the acceptance rate is larger than 10% for the signal, and the total cross section of background is suppressed to $0.05 \text{ fb} \sim 4 \text{ fb}$, implying a very large signal-to-background ratio. The statistical sensitivity measurement is calculated in each SR for estimating the expected discovery significance [37]. Here, the Poisson uncertainty of background and a conservative 5% global systematic uncertainty are taken into consideration, and then the Asimov approximation of the detection and discovery significance Z_A is given as

$$\begin{aligned} Z_A = & \left[2 \left((s+b) \ln \left(\frac{(s+b)(b+\sigma_b^2)}{b^2 + (s+b)\sigma_b^2} \right) \right. \right. \\ & \left. \left. - \frac{b^2}{\sigma_b^2} \ln \left(1 + \frac{s\sigma_b^2}{b(b+\sigma_b^2)} \right) \right) \right]^{1/2}. \end{aligned} \quad (18)$$

² A similar study of probing slepton like particle S via the off-shell $2 \rightarrow 3$ process can be found in Ref. [30].

SR	SRL-01	SRL-02	SRM-01	SRM-02
	$m_{\text{RC}}^{\min} > 85$	$m_{\text{RC}}^{\max} > 117$ $m_{\text{RC}}^{\min} > 95$ $E_{\mu^\pm} \in [50, 70]$	$m_{\text{RC}}^{\min} > 85$ $m_{\text{LSP}}^{\max} \in [40, 60]$ $m_{\text{RC}}^{\max}(40) > 110$	$m_{\text{LSP}}^{\max} \in [50, 70]$ $m_{\text{RC}}^{\max}(40) > 110$ $m_{\text{RC}}^{\min}(40) > 100$
SM total	7532 ± 86	900 ± 30	2079 ± 45	970 ± 31
SGN(0)	38900	10900	6360	2270
SGN(40)	23800	1410	22100	10200
SGN(80)	0	0	0	0
SGN(110)	0	0	0	0
SR	SRM-03	SRM-04	SRM-05	SRH-01
	$m_{\text{LSP}}^{\max} \in [60, 80]$ $m_{\text{RC}}^{\min}(40) > 95$	$m_{\text{LSP}}^{\max} \in [70, 85]$ $m_{\text{RC}}^{\min}(70) > 100$	$m_{\text{LSP}}^{\max} \in [80, 95]$ $m_{\text{RC}}^{\max}(80) > 105$	$E_{\mu^\pm} \in [34, 44]$ $\Delta m^{\max} \in [35, 50]$
SM total	912 ± 30	19941 ± 141	14039 ± 118	6412 ± 80
SGN(0)	59	468	0	49
SGN(40)	2460	4970	359	4340
SGN(80)	0	23900	74100	11600
SGN(110)	0	0	0	0
SR	SRH-02	SRH-03	SRH-04	SRH-05
	$E_{\mu^\pm} \in [28, 37]$ $\Delta m^{\max} \in [25, 40]$	$E_{\mu^\pm} \in [22, 28]$ $\Delta m^{\max} \in [15, 30]$	$E_{\mu^\pm} \in [15, 18]$ $\Delta m^{\max} \in [0, 20]$	$\Delta m^{\max} \in [0, 10]$
SM total	5913 ± 76	3190 ± 56	786 ± 28	262 ± 12
SGN(0)	0	0	0	0
SGN(40)	5	0	0	0
SGN(80)	29200	11900	0	0
SGN(110)	0	0	0	112000

TABLE I: Summary of selection criteria of the smuon searches at the 240 GeV lepton collider, together with the background and signal expectations corresponding to an integrated luminosity of 5 ab^{-1} .

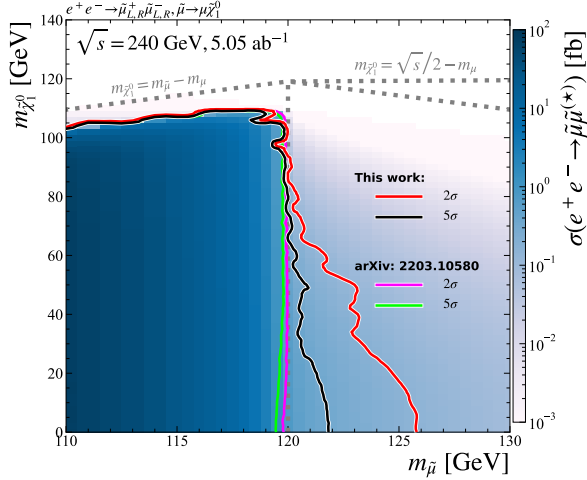


FIG. 4: Projected exclusion and discovery reaches for direct smuon production. The left-handed and right-handed smuons are assumed to be degenerate, with the LSP being bino-like, while all other sparticles are decoupled. The shading colors are coded with the cross sections.

The expected detection and discovery sensitivities for the direct smuon production signals in the plane of $m_{\tilde{\mu}}$ versus $m_{\tilde{\chi}_1^0}$ is shown in FIG. 4. For each signal point, the SR with best Z_A has been chosen in sensitivity mapping. We see that the detection (discovery) limit for a smuon can reach up to 126 GeV (122 GeV) for a massless $\tilde{\chi}_1^0$, corresponding to a smuon production cross section of 0.16 fb (0.34 fb). The limits break through the line of

$\sqrt{s}/2$ and go into the off-shell region. We also recasted the analysis of Ref. [26], and their result shows that the detection limits of cross section can reach at about 3.2 fb (7.2 fb) for a massless $\tilde{\chi}_1^0$. Comparing with the recasted results of Ref. [26], we can find that the detection limits of the production cross section can be improved by one order of magnitude smaller. In Fig. 4 we plot the corresponding contours for a more intuitive comparison. This kind of limits can also be obtained for other semi-invisible decaying particles, such as charginos which are pair produced at LCs.

Here we adopt the cut-and-count method rather than more advanced technologies like machine learning [38–41], in order to facilitate a comparison with previous results. The use of BDT [42, 43], XGBoost [44] and other techniques can further enhance the search capabilities, which we leave for future study. Additionally, these variables themselves can also be employed to the precision measurement of the SM particles, such as the tau lepton at BESIII and the W -boson at future LCs.

Recently, a 7σ deviation of W -boson mass from the SM prediction was reported [45]. From Fig. 5, one can find the distributions of m_{RC}^{\min} and m_{RC}^{\max} are sensitive to the W -boson mass, and their cutoff properties are similar to the m_T variable for $W^\pm \rightarrow \ell^\pm \nu$ events [46, 47] and to the m_{T2} variable for $t\bar{t}$ events at hadron colliders, which can benefit the measurement of the W -boson mass at LCs. By assuming $m_W = 80390 \text{ MeV}$ and performing template fit at ILC/CEPC, the results of W -boson mass fitted via the distributions of m_{RC}^{\min} and m_{RC}^{\max} in $\ell\nu\ell'\nu'$ channel are

$$m_W^{\text{fit}} = \begin{cases} 80391.98 \pm 3.60 \text{ MeV,} & \text{by fitting } m_{\text{RC}}^{\min}; \\ 80389.42 \pm 2.69 \text{ MeV,} & \text{by fitting } m_{\text{RC}}^{\max}. \end{cases} \quad (19)$$

The fitting accuracy is competitive to the measurement in the full-hadronic channel and in the semi-leptonic channel [13], which is much better than the pseudo-mass method (fitting the energy spectrum of the charged leptons) [48, 49] at LEP [50–53].

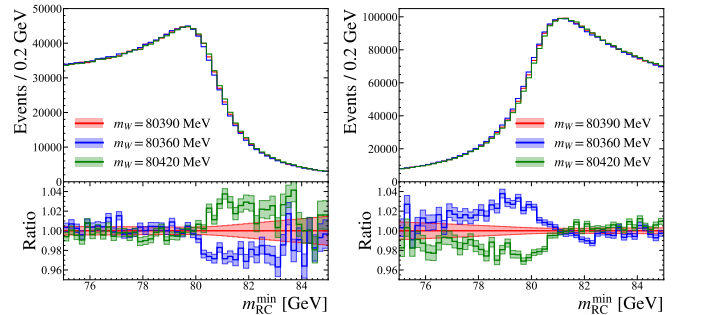


FIG. 5: The distributions of m_{RC}^{\min} and m_{RC}^{\max} at the 240 GeV LC of 5 ab^{-1} for $WW \rightarrow \ell\nu\ell'\nu'$ events.

Summary We introduced a new set of variables to

search for semi-invisible decaying particles pair-produced at LCs. By constructing the unknown degrees of freedom of the invisible states to a round disc in the center-of-mass frame, we defined $m_{\text{RC}}^{\text{min}}$, $m_{\text{RC}}^{\text{max}}$ and $m_{\text{LSP}}^{\text{max}}$ in a Lorentz-invariant way and gave the analytical expressions. They can be used to improve new particle searches and the precision measurement. With detailed Monte Carlo simulations for the 240 GeV LC of 5 ab^{-1} , we found that the significance of smuon searches can be improved by one order, and the precision of W -boson mass measurement via its full-leptonic decay channel can be reduced to

MeV level. The code of this work is available in [GitHub page](#) [54].

Acknowledgments. — The authors would like to thank Gang Li, Feng Lv, Kunlin Ran and Xuai Zhuang for helpful discussion. This work was supported by the NNSFC (12105248, 11821505 and 12075300), by the Key Research Project of Henan Education Department for colleges and universities (21A140025), by Peng-Huan-Wu Theoretical Physics Innovation Center (12047503), by the CCEPP, and by the Key Research Program of the Chinese Academy of Sciences (XDPB15).

-
- [1] C. G. Lester and D. J. Summers, *Measuring masses of semi-invisibly decaying particles pair produced at hadron colliders*, *Phys. Lett. B* **463** (1999) 99 [[hep-ph/9906349](#)].
 - [2] A. Barr, C. Lester and P. Stephens, *$m(T2)$: The Truth behind the glamour*, *J. Phys. G* **29** (2003) 2343 [[hep-ph/0304226](#)].
 - [3] H.-C. Cheng and Z. Han, *Minimal Kinematic Constraints and $m(T2)$* , *JHEP* **12** (2008) 063 [[0810.5178](#)].
 - [4] P. Jackson, C. Rogan and M. Santoni, *Sparticles in motion: Analyzing compressed SUSY scenarios with a new method of event reconstruction*, *Phys. Rev. D* **95** (2017) 035031 [[1607.08307](#)].
 - [5] P. Jackson and C. Rogan, *Recursive Jigsaw Reconstruction: HEP event analysis in the presence of kinematic and combinatoric ambiguities*, *Phys. Rev. D* **96** (2017) 112007 [[1705.10733](#)].
 - [6] *The International Linear Collider Technical Design Report - Volume 1: Executive Summary*, **1306.6327**.
 - [7] P. Bambade et al., *The International Linear Collider: A Global Project*, **1903.01629**.
 - [8] ILC INTERNATIONAL DEVELOPMENT TEAM collaboration, A. Aryshev et al., *The International Linear Collider: Report to Snowmass 2021*, **2203.07622**.
 - [9] FCC collaboration, A. Abada et al., *FCC Physics Opportunities: Future Circular Collider Conceptual Design Report Volume 1*, *Eur. Phys. J. C* **79** (2019) 474.
 - [10] I. Agapov et al., *Future Circular Lepton Collider FCC-ee: Overview and Status*, in *2022 Snowmass Summer Study*, 3, 2022, **2203.08310**.
 - [11] CEPC STUDY GROUP collaboration, M. Dong et al., *CEPC Conceptual Design Report: Volume 2 - Physics & Detector*, **1811.10545**.
 - [12] M. Ruan et al., *Reconstruction of physics objects at the Circular Electron Positron Collider with Arbor*, *Eur. Phys. J. C* **78** (2018) 426 [[1806.04879](#)].
 - [13] CEPC PHYSICS STUDY GROUP collaboration, H. Cheng et al., *The Physics potential of the CEPC. Prepared for the US Snowmass Community Planning Exercise (Snowmass 2021)*, in *2022 Snowmass Summer Study*, 5, 2022, **2205.08553**.
 - [14] K. M. Black et al., *Muon Collider Forum Report*, **2209.01318**.
 - [15] J. P. Delahaye, M. Diemoz, K. Long, B. Mansoulié, N. Pastrone, L. Rivkin et al., *Muon Colliders*, **1901.06150**.
 - [16] K. Long, D. Lucchesi, M. Palmer, N. Pastrone, D. Schulte and V. Shiltsev, *Muon colliders to expand frontiers of particle physics*, *Nature Phys.* **17** (2021) 289 [[2007.15684](#)].
 - [17] H. Li, *Higgs Recoil Mass and Higgs-Strahlung Cross-Section Study for the ILD LOI*, in *International Linear Collider Workshop*, 7, 2010, **1007.2999**.
 - [18] Y. Haddad, *Feasibility of a minimum bias analysis of $e^+e^- \rightarrow ZH \rightarrow q\bar{q} + X$ at a 250 GeV ILC*, in *6th Very Large Volume Neutrino Telescope Workshop*, 4, 2014, **1404.3164**.
 - [19] P. Athron, C. Balazs, A. Fowlie, H. Lv, W. Su, L. Wu et al., *Global fits of SUSY at future Higgs factories*, *Phys. Rev. D* **105** (2022) 115029 [[2203.04828](#)].
 - [20] T. Han, Z. Liu, L.-T. Wang and X. Wang, *WIMPs at High Energy Muon Colliders*, *Phys. Rev. D* **103** (2021) 075004 [[2009.11287](#)].
 - [21] D. R. Yennie, S. C. Frautschi and H. Suura, *The infrared divergence phenomena and high-energy processes*, *Annals Phys.* **13** (1961) 379.
 - [22] J. Chen, C. Han, J. M. Yang and M. Zhang, *Probing a bino NLSP at lepton colliders*, *Phys. Rev. D* **104** (2021) 015009 [[2101.12131](#)].
 - [23] F. Wang, W. Wang, J. Yang, Y. Zhang and B. Zhu, *Low Energy Supersymmetry Confronted with Current Experiments: An Overview*, *Universe* **8** (2022) 178 [[2201.00156](#)].
 - [24] H. Baer, V. Barger, S. Salam, D. Sengupta and K. Sinha, *Status of weak scale supersymmetry after LHC Run 2 and ton-scale noble liquid WIMP searches*, *Eur. Phys. J. ST* **229** (2020) 3085 [[2002.03013](#)].
 - [25] J. M. Yang, P. Zhu and R. Zhu, *A brief survey of low energy supersymmetry under current experiments*, *PoS LHCP2022* (2022) 069 [[2211.06686](#)].
 - [26] J. Yuan, H. Cheng and X. Zhuang, *Prospects for slepton pair production in the future e^-e^+ Higgs factories*, **2203.10580**.
 - [27] B. de Carlos and M. A. Diaz, *Selectron pair production in e^+e^- colliders and the supergravity spectrum*, *Phys. Lett. B* **417** (1998) 72 [[hep-ph/9511421](#)].
 - [28] G. Moortgat-Pick et al., *The Role of polarized positrons and electrons in revealing fundamental interactions at the linear collider*, *Phys. Rept.* **460** (2008) 131 [[hep-ph/0507011](#)].
 - [29] D. Berdine, N. Kauer and D. Rainwater, *Breakdown of the Narrow Width Approximation for New Physics*, *Phys. Rev. Lett.* **99** (2007) 111601 [[hep-ph/0703058](#)].
 - [30] J. Liu, X.-P. Wang and K.-P. Xie, *Searching for lepton*

- portal dark matter with colliders and gravitational waves, *JHEP* **06** (2021) 149 [[2104.06421](#)].
- [31] Q.-H. Cao, G. Li, K.-P. Xie and J. Zhang, *Searching for weak singlet charged scalars at lepton colliders*, *Phys. Rev. D* **99** (2019) 015027 [[1810.07659](#)].
- [32] J. Alwall, R. Frederix, S. Frixione, V. Hirschi, F. Maltoni, O. Mattelaer et al., *The automated computation of tree-level and next-to-leading order differential cross sections, and their matching to parton shower simulations*, *JHEP* **07** (2014) 079 [[1405.0301](#)].
- [33] R. Frederix, S. Frixione, V. Hirschi, D. Pagani, H. S. Shao and M. Zaro, *The automation of next-to-leading order electroweak calculations*, *JHEP* **07** (2018) 185 [[1804.10017](#)].
- [34] C. Bierlich et al., *A comprehensive guide to the physics and usage of PYTHIA 8.3*, [2203.11601](#).
- [35] A. Buckley, J. Butterworth, D. Grellscheid, H. Hoeth, L. Lonnblad, J. Monk et al., *Rivet user manual*, *Comput. Phys. Commun.* **184** (2013) 2803 [[1003.0694](#)].
- [36] A. Djouadi, M. M. Muhlleitner and M. Spira, *Decays of supersymmetric particles: The Program SUSY-HIT (SUSpect-SdecaY-Hdecay-InTerface)*, *Acta Phys. Polon. B* **38** (2007) 635 [[hep-ph/0609292](#)].
- [37] G. Cowan, K. Cranmer, E. Gross and O. Vitells, *Asymptotic formulae for likelihood-based tests of new physics*, *Eur. Phys. J. C* **71** (2011) 1554 [[1007.1727](#)].
- [38] D. Guest, K. Cranmer and D. Whiteson, *Deep Learning and its Application to LHC Physics*, *Ann. Rev. Nucl. Part. Sci.* **68** (2018) 161 [[1806.11484](#)].
- [39] M. Abdughani, J. Ren, L. Wu, J. M. Yang and J. Zhao, *Supervised deep learning in high energy phenomenology: a mini review*, *Commun. Theor. Phys.* **71** (2019) 955 [[1905.06047](#)].
- [40] M. Feickert and B. Nachman, *A Living Review of Machine Learning for Particle Physics*, [2102.02770](#).
- [41] R. Franceschini, D. Kim, K. Kong, K. T. Matchev, M. Park and P. Shyamsundar, *Kinematic Variables and Feature Engineering for Particle Phenomenology*, [2206.13431](#).
- [42] B. P. Roe, H.-J. Yang, J. Zhu, Y. Liu, I. Stancu and G. McGregor, *Boosted decision trees, an alternative to artificial neural networks*, *Nucl. Instrum. Meth. A* **543** (2005) 577 [[physics/0408124](#)].
- [43] TMVA collaboration, A. Hocker et al., *TMVA - Toolkit for Multivariate Data Analysis*, [physics/0703039](#).
- [44] T. Chen and C. Guestrin, *XGBoost*, in *Proceedings of the 22nd ACM SIGKDD International Conference on Knowledge Discovery and Data Mining*, ACM, aug, 2016, DOI.
- [45] CDF collaboration, T. Aaltonen et al., *High-precision measurement of the W boson mass with the CDF II detector*, *Science* **376** (2022) 170.
- [46] J. Smith, W. L. van Neerven and J. A. M. Vermaseren, *The Transverse Mass and Width of the W Boson*, *Phys. Rev. Lett.* **50** (1983) 1738.
- [47] CDF collaboration, D. Acosta et al., *First measurements of inclusive W and Z cross sections from Run II of the Tevatron collider*, *Phys. Rev. Lett.* **94** (2005) 091803 [[hep-ex/0406078](#)].
- [48] DELPHI, ALEPH, L3, OPAL collaboration, A. Straessner, *Measurement of the W boson mass at LEP*, in *39th Rencontres de Moriond on Electroweak Interactions and Unified Theories*, pp. 3–10, 5, 2004, [hep-ex/0405005](#).
- [49] OPAL collaboration, G. Abbiendi et al., *Measurement of the mass of the W boson in e^+e^- collisions using the fully leptonic channel*, *Eur. Phys. J. C* **26** (2003) 321 [[hep-ex/0203026](#)].
- [50] DELPHI collaboration, J. Abdallah et al., *Measurement of the Mass and Width of the W Boson in e^+e^- Collisions at $\sqrt{s} = 161\text{-GeV} - 209\text{-GeV}$* , *Eur. Phys. J. C* **55** (2008) 1 [[0803.2534](#)].
- [51] OPAL collaboration, G. Abbiendi et al., *Measurement of the mass and width of the W boson*, *Eur. Phys. J. C* **45** (2006) 307 [[hep-ex/0508060](#)].
- [52] L3 collaboration, P. Achard et al., *Measurement of the mass and the width of the W boson at LEP*, *Eur. Phys. J. C* **45** (2006) 569 [[hep-ex/0511049](#)].
- [53] ALEPH collaboration, S. Schael et al., *Measurement of the W boson mass and width in e^+e^- collisions at LEP*, *Eur. Phys. J. C* **47** (2006) 309 [[hep-ex/0605011](#)].
- [54] <https://github.com/Buding820/mRC-variables>.