

Robustness of optimal probabilistic storage and retrieval of unitary channels to noise

Jaroslav Pavličko and Mário Ziman¹

¹*RCQI, Institute of Physics, Slovak Academy of Sciences, Dúbravská cesta 9, 84511 Bratislava, Slovakia*

We investigate robustness of probabilistic storage and retrieval device optimized for phase gates to noise. We use noisy input composed of convex combination of unitary channel with either depolarizing or dephasing channel. We find out that the resistance to dephasing noise is higher than to depolarization. Interestingly, for the depolarisation the retrieval reduces the degree of noise. We also examine the possible realizations showing that their performance is different when the noise is present.

PACS numbers: 03.67.-a, 03.67.Ac

I. INTRODUCTION

Quantum information theory and quantum computers themselves, started to draw more attention since the discovery of the first algorithms with potential quantum speed-ups such as factorization or quantum search [1, 2], or seminal work on quantum cryptography [3]. The theory itself is bounded by no-go theorems [4–7] - theorems that put limitations on what the quantum processing of information can achieve. There exist two different conceptual ways how to circumvent the no-go theorems: either give up the exactness, or the determinism of the performance. In other words one is either satisfied only with approximate solutions or one keeps the requirement of exact solutions, with the caveat of only a certain probability of successfully reaching them.

At the heart of a classical computer science lies the concept of processor. Therefore, one envisions a similar device also for a quantum computer - a so-called quantum processor [8]. However, due to the no-programming theorem [8], one can never construct a truly universal quantum processor capable of executing all transformations with absolute precision. One way of dealing with the no-programming theorem is to define processors that are able to implement the exact transformation however only with some probability [9, 10] (the other way is to use approximate processors [11, 12]).

In a sense complementary problem to quantum programming is known as quantum learning. The aim is to design protocols to store and retrieve the action of an unknown quantum transformations. Informally, the goal of the storage phase is to exploit the transformation device given number of times N and imprint its transformation into a quantum state of some memory system in a way that during the retrieval phase this state enables us (using the quantum processor) to implement the stored transformation given number of times M . There are several variations of this problem and few of them has been already considered [13–16]. In this work, we investigate the noise robustness of optimal probabilistic storage and retrieval device (PSAR) for qubit phase gates introduced in [16].

Following [16] consider a one-parametric set of unitary gates $U_\varphi = |0\rangle\langle 0| + e^{i\varphi}|1\rangle\langle 1|$ acting on a qubit Hilbert

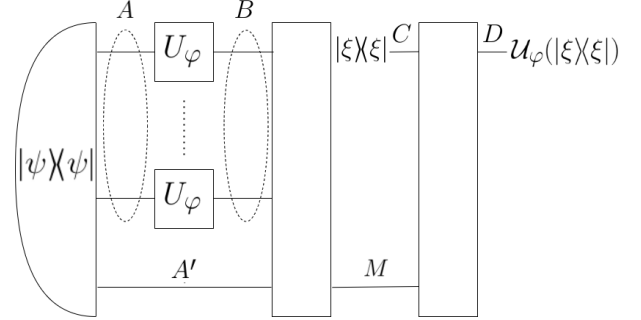


FIG. 1: Schematic image of device PSAR optimized for implementation of channel U_φ for a general case when we have access to unitary channel N times with the input state $|\psi\rangle$ from equation (2). At the output of register \mathcal{H}_D , we expect to retrieve the unitary channel in case of successful implementation. The state $|\xi\rangle$ is the one we desire.

space \mathcal{H}_2 . We assume that during the storing phase (see Figure 1) we can access the unknown unitary gate N times and produce a state ω_U (memory). This state is used in the retrieval phase to restore the action of the gate with a probability of success $p_{\text{success}} = N/(N+1)$ independent of U_φ .

In this work we aim to analyze the performance of the PSAR devices introduced in [16] in cases when during the storing phase the ideal unitary gates are replaced by their noisy versions. In particular, we consider two different noise models: depolarizing and phase-damping ones. The retrieved channels will be compared with the stored noisy gates, but also with the noiseless unitary gates. The paper is organized as follows: in Section II we describe the mathematical framework of quantum networks used to formulate and solve the problem. Section III provides mathematical formulation of the problem and introduces the noise models we investigate. In Section IV we discuss in details the case of $2 \rightarrow 1$ PSAR and Section V contains generalizations for $N \rightarrow 1$ case. The implementations are studied in Section VI and Section VII summarizes the conclusions of the performed analysis.

II. QUANTUM NETWORKS

Mathematical formalism used in this paper stems from the framework of quantum networks [17–20]. Let us denote by $\mathcal{L}(\mathcal{H}_a) \equiv \mathcal{L}_a$ the set of linear operators on a finite-dimensional Hilbert space \mathcal{H}_a and by $\mathcal{L}(\mathcal{H}_a, \mathcal{H}_b) \equiv \mathcal{L}_{ab}$ the set of linear operators from \mathcal{H}_a to \mathcal{H}_b . Quantum operation $\mathcal{O} : \mathcal{L}_a \rightarrow \mathcal{L}_b$ is a completely positive trace non-increasing linear map. Trace-preserving quantum operation, thus mapping quantum states into quantum states, is called quantum channel.

There exists a one-to-one correspondence (Choi-Jamiolkowski isomorphism) between linear operators $A \in \mathcal{L}(\mathcal{H}_a, \mathcal{H}_b)$ and vectors $|A\rangle \in \mathcal{H}_a \otimes \mathcal{H}_b$:

$$A = \sum_{mn} A_{mn} |m\rangle\langle n| \quad \leftrightarrow \quad |A\rangle = \sum_{mn} A_{mn} |m\rangle|n\rangle$$

where $A_{mn} = \langle m|A|n\rangle$, $\{|m\rangle\}$ and $\{|n\rangle\}$ are orthonormal basis of \mathcal{H}_a and \mathcal{H}_b , respectively. Similarly, every quantum operation \mathcal{O} is associated with a positive operator (Choi operator)

$$\mathcal{O}_{ba} = (\mathcal{O} \otimes \mathcal{I}_a)(|I\rangle\langle I|),$$

where \mathcal{I}_a is an identity map on $\mathcal{L}(\mathcal{H}_a)$ and $I \in \mathcal{L}_{aa}$ is the identity operator, i.e. $|I\rangle = \sum_n |n\rangle \otimes |n\rangle$.

Consider a composition of two operations $\mathcal{O} : \mathcal{L}_a \rightarrow \mathcal{L}_b$ and $\tilde{\mathcal{O}} : \mathcal{L}_b \rightarrow \mathcal{L}_c$. Then, the Choi operator of the composition $\tilde{\mathcal{O}} \circ \mathcal{O}$ is expressed via link product denoted by \star and defined as follows:

$$[\mathcal{O} \star \tilde{\mathcal{O}}]_{ac} = \text{tr}_b \left[(\mathbb{I}_c \otimes \mathcal{O}_{ab}^{T_b})(\mathbb{I}_a \otimes \tilde{\mathcal{O}}_{bc}) \right],$$

where T_b denotes partial transposition on space \mathcal{H}_b and \mathbb{I}_a stands for the identity operator on \mathcal{H}_a .

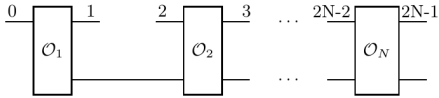


FIG. 2: Depiction of a quantum network formed by a concatenation of N quantum operations $\{O_i\}, i = 1, \dots, N$.

Quantum network \mathcal{R} (also known as quantum comb) is a concatenation of quantum operations $\mathcal{O}_1, \dots, \mathcal{O}_N$ (see Fig. (II)), where some outputs of the preceding operation are connected with some inputs of the subsequent one. The connectivity structure is included in the definition of each particular link product in the whole sequence of compositions. As a result after linking operations some of the outputs and inputs remain open, thus, allowing the quantum network to accept quantum channels and operations of a suitable input-output type at its inputs. Overall the quantum network \mathcal{R} transforms $N - 1$ operations into one quantum operation. The associated Choi operator of quantum network \mathcal{R} is an operator $R^N = O_1 \star O_2 \star \dots \star O_N$ acting on the Hilbert

space $\mathcal{H}_{\text{in}} \otimes \mathcal{H}_{\text{out}}$, where $\mathcal{H}_{\text{in}} = \otimes_{i=0}^{N-1} \mathcal{H}_{2i}$ represents the causally ordered input spaces and $\mathcal{H}_{\text{out}} = \otimes_{i=0}^{N-1} \mathcal{H}_{2i+1}$ stands for the output spaces. Choi operators of deterministic (trace-preserving) quantum networks obey the recursive normalization conditions:

$$\text{tr}_{2k-1}[R^k] = \mathbb{I}_{2k-2} \otimes R^{k-1},$$

for $k = 1, \dots, N$. For probabilistic quantum network \mathcal{S} there always exists a deterministic quantum network \mathcal{R} such that $S \leq R$. Collection of probabilistic quantum networks $\mathcal{S}_1, \dots, \mathcal{S}_m$ summing up to a deterministic quantum network $\sum_x \mathcal{S}_x = \mathcal{R}$ form a generalized quantum instrument. Generalized quantum instrument fulfills a similar role for quantum networks as does quantum instrument for quantum channels. The index x represents the corresponding classical outcome.

III. PSAR WITH NOISE.

The optimal probabilistic storage and retrieval (PSAR) for phase gates introduced in [16] consists of the probe state $|\Psi\rangle_{AA'}$, where A labels all inputs of N phase gates and A' represent the ancillary part of the memory, and the retrieval operation \mathcal{R}_s using the memory M to implement the phase gate action on the unknown input system C that is transformed into the system D (see Fig. 1).

In particular, during the storing this state is transformed into

$$|\Psi_\varphi\rangle = U_\varphi \otimes \dots \otimes U_\varphi \otimes I_{A'} |\Psi\rangle_{AA'}, \quad (1)$$

where $U_\varphi = |0\rangle\langle 0| + e^{i\varphi}|1\rangle\langle 1|$ is the phase gate. It was derived in [16] that optimal probe state takes the form

$$|\Psi\rangle_{AA'} = \frac{1}{\sqrt{N+1}} \bigoplus_j |\Pi_j\rangle_{AA'}, \quad (2)$$

where Π_j are projectors onto Hilbert subspaces \mathcal{H}_j . These subspaces follows from the irreducible representations of $U(1)$

$$U_\varphi^{\otimes N} = \bigoplus_{j=0}^N e^{ij\varphi} \otimes I_{m_j}, \quad (3)$$

where I_{m_j} stands for identity operator in the multiplicity subspace \mathcal{H}_{m_j} , thus, inducing the decomposition $\mathcal{H}_A = \sum_j \mathcal{H}_j \otimes \mathcal{H}_{m_j}$ with one-dimensional \mathcal{H}_j . Consequently,

$$|\Psi_\varphi\rangle = \frac{1}{\sqrt{N+1}} \bigoplus_j e^{ij\varphi} |\Pi_j\rangle. \quad (4)$$

We may set $\Pi_j = |\bar{j}\rangle\langle \bar{j}|$ with $|\bar{j}\rangle = |0^{\otimes(N-j)}\rangle \otimes |1^{\otimes j}\rangle \in \mathcal{H}_2^{\otimes N}$. Then $|\Psi\rangle_{AA'} = (1/\sqrt{N+1}) \sum_j |\bar{j}\bar{j}\rangle$.

Let us denote the memory state as $\Psi_\varphi = |\Psi_\varphi\rangle\langle\Psi_\varphi|$. It was shown in [16] that using the Choi operator

$$R_s = \bigoplus_{J=0}^{N-1} \sum_{k,k'=0}^1 |J+k, J+k\rangle_M \langle J+k', J+k'| \otimes |kk\rangle_{CD} \langle k'k'|$$

associated with the retrieval operation \mathcal{R}_s the action of the retrieval is evaluated as follows

$$\begin{aligned} R_s \star \Psi_\varphi &= \text{tr}_M [R_s (\Psi_\varphi^T \otimes I_{CD})] = \langle \Psi_\varphi^* | R_s | \Psi_\varphi^* \rangle \\ &= \frac{N}{N+1} |U_\varphi\rangle\langle U_\varphi|, \end{aligned}$$

where $|\Psi_\varphi^*\rangle = (1/\sqrt{N+1}) \oplus_j e^{-ij\varphi} |\Pi_j\rangle$ and $N/(N+1)$ is the success probability, because

$$R_s \star \Psi_\varphi \star |\xi\rangle\langle\xi| = \frac{N}{N+1} U_\varphi |\xi\rangle\langle\xi| U_\varphi^\dagger. \quad (5)$$

There are several variations how the noise can enter the design of the storing and retrieval procedures. In what follows we will assume the performance of the black box PSAR introduced in [16] is unchanged and only the phase gates we are aiming to store are noisy. That is, instead of $\mathcal{U}_\varphi(\cdot) = U_\varphi \cdot U_\varphi^\dagger$ the "phase gates" implement the following transformation $\mathcal{E}_\varphi = q\mathcal{U}_\varphi + (1-q)\mathcal{N}$, where \mathcal{N} is the noise. We will consider two types of noise:

- *Depolarisation.* In this case we set $\mathcal{N} = \mathcal{C}_{I/2}$, where $\mathcal{C}_{I/2}$ stands for the completely depolarizing noise (also known as white noise) transforming any quantum state ϱ into the complete mixture, i.e. $\mathcal{C}_{I/2}(\varrho) = I/2$. The phase gate implements the channel

$$\mathcal{E}_\varphi = q\mathcal{U}_\varphi + (1-q)\mathcal{C}_{I/2},$$

being a convex combination ($q \in [0, 1]$) of the desired unitary channel and a completely depolarizing noise $\mathcal{C}_{I/2}$ with the Choi operator $C = \frac{1}{2}(|00\rangle\langle 00| + |01\rangle\langle 01| + |10\rangle\langle 10| + |11\rangle\langle 11|) = (I \otimes I)/2$.

- *Dephasing.* In this case we set $\mathcal{N} = \mathcal{P}$, where \mathcal{P} stands for the completely dephasing channel for all states ϱ diminishing off-diagonal terms in the computational basis identified with eigenvectors of σ_z operator, i.e. $\mathcal{P}(\varrho) = \frac{1}{2}(\varrho + \sigma_z \varrho \sigma_z) = \text{diag}[\varrho] = \langle 0|\varrho|0\rangle|0\rangle\langle 0| + \langle 1|\varrho|1\rangle|1\rangle\langle 1|$. That is, phase gates are implementing convex combination

$$\mathcal{F}_\varphi = q\mathcal{U}_\varphi + (1-q)\mathcal{P},$$

where $q \in [0, 1]$ and the Choi operator of the completely dephasing channel reads $P = |00\rangle\langle 00| + |11\rangle\langle 11|$.

IV. CASE-STUDY: $2 \rightarrow 1$ PSAR WITH NOISE.

In this section we will investigate in details the situation when the unknown noisy phase gate device is used

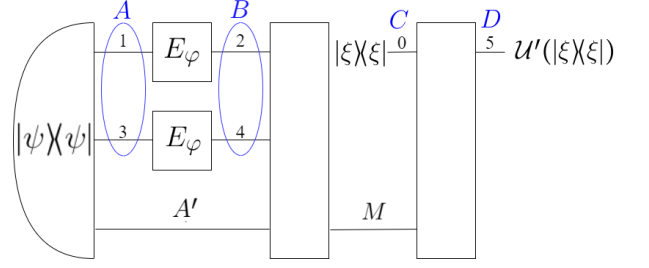


FIG. 3: Schematic image of device PSAR implementing channel \mathcal{E}_φ twice with the input state $|\psi\rangle$ from equation (2). At the output of register \mathcal{H}_5 , we expect to retrieve the unitary channel, possibly with some noise, in case of successful implementation.

twice in the storing phase. The situation is depicted in Fig. 3. For brevity we introduce the following notation for the involved Hilbert spaces $\mathcal{H}_{13} = \mathcal{H}_A$, $\mathcal{H}_{24} = \mathcal{H}_B$, $\mathcal{H}_0 = \mathcal{H}_C$ and $\mathcal{H}_5 = \mathcal{H}_D$. Choi operator for two uses of the considered channel is given as follows:

$$\begin{aligned} E_{\varphi,AB}^{\otimes 2} &= q^2 |U_\varphi^{\otimes 2}\rangle\langle U_\varphi^{\otimes 2}| + (1-q^2) N_{12} \otimes N_{34} \\ &+ q(1-q) (|U_\varphi\rangle\langle 12| \langle U_\varphi| \otimes N_{34} + N_{12} \otimes |U_\varphi\rangle\langle 34| \langle U_\varphi|). \end{aligned}$$

Unitary phase gate part can be written as follows

$$\begin{aligned} U_\varphi^{\otimes 2} &= |00\rangle\langle 00| + e^{i\varphi}(|01\rangle\langle 01| + |10\rangle\langle 10|) + e^{i2\varphi}|11\rangle\langle 11| \\ &= \bigoplus_{j=0}^2 e^{ij\varphi} \otimes I_{m_j} = \sum_{k=0}^2 e^{ik\varphi} |\bar{k}\rangle\langle \bar{k}| + e^{i\varphi} |\bar{3}\rangle\langle \bar{3}| \end{aligned}$$

where we introduced the vectors $|\bar{0}\rangle \equiv |00\rangle$, $|\bar{1}\rangle \equiv |01\rangle$, $|\bar{2}\rangle \equiv |11\rangle$, $|\bar{3}\rangle \equiv |10\rangle$ and I_{m_j} denotes the identity operator on multiplicity spaces. Using this notation the probe state $|\Psi\rangle$ reads

$$|\Psi\rangle_{AA'} = \bigoplus_{j=0}^2 \frac{1}{\sqrt{3}} |\Pi_j\rangle_{AA'} = \frac{1}{\sqrt{3}} (|\bar{00}\rangle + |\bar{11}\rangle + |\bar{22}\rangle)_{AA'}.$$

A. Depolarization noise.

For the depolarizing noisy phase gates the storing results in the state

$$\begin{aligned} \Psi_\varphi &= E_{\varphi,AB}^{\otimes 2} \star |\Psi\rangle_{AA'} \langle \Psi| \\ &= \text{tr}_A [(E_{\varphi,AB}^{\otimes 2} \otimes I_{A'}) (|\Psi\rangle_{AA'} \langle \Psi|^T \otimes I_B)] \\ &= q^2 \varrho^{U,U} + q(1-q) (\varrho^{C,U} + \varrho^{U,C}) + (1-q)^2 \varrho^{C,C}, \end{aligned} \quad (6)$$

where

$$\begin{aligned}\varrho^{U,U} &= \text{tr}_A \left[(|U_\varphi^{\otimes 2}\rangle\rangle\langle\langle U_\varphi^{\otimes 2}|_{AB} \otimes I_{A'}) \left(|\Psi\rangle\langle\Psi|_{AA'}^{T_A} \otimes I_B \right) \right] \\ &= \bigoplus_{j,k=0}^2 \frac{1}{3} e^{i(j-k)\varphi} |\bar{j}\bar{j}\rangle\langle\bar{k}\bar{k}|_{BA'},\end{aligned}\quad (7)$$

$$\begin{aligned}\varrho^{C,C} &= \text{tr}_A \left[\left(\frac{1}{2} I_{12} \otimes \frac{1}{2} I_{34} \otimes I_{A'} \right) (|\Psi\rangle_{AA'}\langle\Psi|^{T_A} \otimes I_B) \right] \\ &= \frac{1}{4} \times \frac{1}{3} \left(I_B \otimes \sum_{k=0}^2 |\bar{k}\rangle\langle\bar{k}|_{A'} \right),\end{aligned}\quad (8)$$

$$\begin{aligned}\varrho^{U,C} &= \frac{1}{6} (\Pi_{00} + \Pi_{11} + \Pi_{22} + \Pi_{01} + \Pi_{10} + \Pi_{32}) + \\ &\quad + \frac{1}{6} e^{i\varphi} (|\bar{3}\bar{2}\rangle\langle\bar{0}\bar{1}| + |\bar{2}\bar{2}\rangle\langle\bar{1}\bar{1}|) + c.c.\end{aligned}\quad (9)$$

$$\begin{aligned}\varrho^{C,U} &= \frac{1}{6} (\Pi_{00} + \Pi_{11} + \Pi_{22} + \Pi_{12} + \Pi_{21} + \Pi_{30}) + \\ &\quad + \frac{1}{6} e^{i\varphi} (|\bar{1}\bar{1}\rangle\langle\bar{0}\bar{0}| + |\bar{2}\bar{1}\rangle\langle\bar{3}\bar{0}|) + c.c.,\end{aligned}\quad (10)$$

where we used the notation $\Pi_{\bar{j}\bar{j}} = |\bar{j}\bar{j}\rangle\langle\bar{j}\bar{j}|$. The evaluation of the retrieving instrument

$$R_s = \bigoplus_{J=0}^1 \sum_{k,k'=0}^1 |J+k, J+k\rangle_M \langle J+k', J+k'| \otimes |kk\rangle_{CD} \langle k'k'|.$$

acting on the stored state (Eq. (6)) reduces to its evaluation for individual terms (Eqs. (7),(8),(9),(10)) gives

$$\begin{aligned}R_s \star \varrho^{U,U} &= \frac{2}{3} |U_\varphi\rangle\rangle\langle\langle U_\varphi|, \\ R_s \star \varrho^{U,C} &= \frac{1}{6} [|U_\varphi\rangle\rangle\langle\langle U_\varphi| + (|00\rangle\langle 00| + |11\rangle\langle 11|)], \\ R_s \star \varrho^{C,U} &= R_s \star \varrho^{U,C}, \\ R_s \star \varrho^{C,C} &= \frac{1}{6} (|00\rangle\langle 00| + |11\rangle\langle 11|).\end{aligned}$$

It follows the retrieval results in the transformation

$$\begin{aligned}R_s \star \Psi_\varphi &= \text{tr}_M [R_{s,MCD} (\varrho_M^T \otimes I_{CD})] \\ &= \frac{2}{3} \left[\frac{q(1+q)}{2} |U_\varphi\rangle\rangle\langle\langle U_\varphi| + \frac{1-q^2}{4} (|00\rangle\langle 00| + |11\rangle\langle 11|) \right] \\ &= \frac{2}{3} \frac{(1+q)^2}{4} \left(\frac{2q}{1+q} |U_\varphi\rangle\rangle\langle\langle U_\varphi| + \frac{1-q}{1+q} P \right),\end{aligned}$$

being a convex mixture of the desired phase gate and the phase damping channel \mathcal{P} . The success probability equals $(1+q)^2/6$, thus, it depends on noise parameter q . Let us recall that the retrieved channel possesses qualitatively different noise if compared to the originally stored channel.

B. Dephasing Noise.

We will follow the same calculation as for the $2 \rightarrow 1$ case of depolarization. Choi operator in this case has the

following form:

$$\begin{aligned}F_\varphi^{\otimes 2} &= q^2 |U_\varphi\rangle\rangle_{12} \langle\langle U_\varphi| \otimes |U_\varphi\rangle\rangle_{34} \langle\langle U_\varphi| + (1-q)^2 P_{12} \otimes P_{34} \\ &\quad + q(1-q) (|U_\varphi\rangle\rangle_{12} \langle\langle U_\varphi| \otimes P_{34} + P_{12} \otimes |U_\varphi\rangle\rangle_{34} \langle\langle U_\varphi|),\end{aligned}$$

where $P = \sum_{j=0}^1 |jj\rangle\langle jj|$. After the storage, the memory is found in the state

$$\begin{aligned}\Psi_\varphi &= F_{\varphi,AB}^{\otimes 2} \star |\Psi\rangle_{AA'} \langle\Psi| \\ &= q^2 \varrho^{U,U} + q(1-q) (\varrho^{P,U} + \varrho^{U,P}) + (1-q)^2 \varrho^{P,P},\end{aligned}\quad (11)$$

where state $\varrho^{U,U}$ is the same as in equation (7) and

$$\begin{aligned}\varrho^{U,P} &= \frac{1}{3} (\Pi_{00} + \Pi_{11} + \Pi_{22} + e^{-i\varphi} |\bar{1}\bar{1}\rangle\langle\bar{2}\bar{2}| + c.c.), \\ \varrho^{P,U} &= \frac{1}{3} (\Pi_{00} + \Pi_{11} + \Pi_{22} + e^{-i\varphi} |\bar{0}\bar{0}\rangle\langle\bar{1}\bar{1}| + c.c.), \\ \varrho^{P,P} &= \frac{1}{3} (\Pi_{00} + \Pi_{11} + \Pi_{22}).\end{aligned}$$

Using the phase gate PSAR retrieving operation we obtain

$$\begin{aligned}R_s \star \varrho^{U,P} &= R_s \star \varrho^{P,U} = \frac{1}{3} (|U_\varphi\rangle\rangle\langle\langle U_\varphi| + P)_{CD}, \\ R_s \star \varrho^{P,P} &= \frac{2}{3} P_{CD}, \quad R_s \star \varrho^{U,U} = \frac{2}{3} |U_\varphi\rangle\rangle\langle\langle U_\varphi|.\end{aligned}$$

Putting it all together we find

$$\begin{aligned}R_s \star \Psi_\varphi &= \text{tr}_M [R_{s,MCD} (\Psi_{\varphi,M}^{T_M} \otimes I_{CD})] \\ &= \frac{2}{3} \left[q |U_\varphi\rangle\rangle_{CD} \langle\langle U_\varphi| + (1-q) P_{CD} \right].\end{aligned}\quad (12)$$

The success probability equals $2/3$ and is independent of noise parameter q . Moreover, the retrieved channel coincides with the noisy phase gate, i.e. the dephasing noisy phase gates are optimally stored and retrieved by PSAR protocol.

V. $N \rightarrow 1$ PSAR WITH NOISY PHASE GATES

Let us start the general $N \rightarrow 1$ analysis with the depolarization noise. Performing a direct calculation of the retrieval for PSAR derived in [16] we find out that for arbitrary N if we leave $\frac{1}{N+1}$ in front of all the parentheses then the factors next to $|U_\varphi\rangle\rangle\langle\langle U_\varphi|$ follow the pattern:

$$\begin{aligned}&1 \frac{N}{2^0} q^N (1-q)^0 + N \frac{N-1}{2^1} q^{N-1} (1-q)^1 + \\ &\dots + N \frac{1}{2^{N-1}} q^1 (1-q)^{N-1} + 1 \frac{0}{2^N} q^0 (1-q)^N.\end{aligned}\quad (13)$$

Similarly the factors in front of $|00\rangle\langle 00| + |11\rangle\langle 11|$ are of the form:

$$\begin{aligned}&1 \frac{0}{2^0} q^N (1-q)^0 + N \frac{1}{2^1} q^{N-1} (1-q)^1 + \\ &\dots + N \frac{N-1}{2^{N-1}} q^1 (1-q)^{N-1} + 1 \frac{N}{2^N} q^0 (1-q)^N.\end{aligned}\quad (14)$$

In these expressions we can identify binomial distribution and the whole action of the retrieval process results in the retrieved transformation

$$\begin{aligned}
R^s \star \Psi_\varphi &= \frac{1}{N+1} \sum_{k=0}^N \binom{N}{k} q^{N-k} (1-q)^k \\
&\left[\frac{N-k}{2^k} |U_\varphi\rangle\langle U_\varphi| + \frac{k}{2^k} (|00\rangle\langle 00| + |11\rangle\langle 11|) \right] \\
&= \frac{N(1+q)^N}{2^N(N+1)} \left[\frac{2q}{1-q} |U_\varphi\rangle\langle U_\varphi| \right. \\
&\quad \left. + \frac{1-q}{1+q} (|00\rangle\langle 00| + |11\rangle\langle 11|) \right].
\end{aligned}$$

Using this result we can formulate the following theorem.

Theorem 1. *Implementation of the optimal phase gate $N \rightarrow 1$ probabilistic storing and retrieval device on noisy phase gates with the depolarization noise, i.e. $\mathcal{E}_\varphi = q\mathcal{U}_\varphi + (1-q)\mathcal{C}_{I/2}$ implements the noisy channel*

$$\mathcal{E}'_\varphi = \frac{2q}{1+q} \mathcal{U}_\varphi + \frac{1-q}{1+q} \mathcal{P}, \quad (15)$$

where \mathcal{P} denotes the complete phase damping transformation, i.e. full diagonalization in the computational basis. The probability of success is given by the formula

$$p_{\text{success}} = \frac{N}{N+1} \left(\frac{1+q}{2} \right)^N. \quad (16)$$

We can see that with the increasing number of uses of noisy phase gates, the probability of successful retrieval is vanishing as N goes to infinity, however, the quality of the retrieval is exactly the same.

The same analysis for the case of dephasing noise is more straightforward. The calculation gives that the retrieved channel is independent of the number of uses N , thus, the optimal PSAR for phase gates does the same job also for their noisy version if the noise is modeled by the discussed dephasing.

Theorem 2. *Implementation of the optimal phase gate $N \rightarrow 1$ probabilistic storing and retrieval device on noisy phase gates with the dephasing noise, i.e. $\mathcal{F}_\varphi = q\mathcal{U}_\varphi + (1-q)\mathcal{P}$ implements the noisy channel*

$$\mathcal{F}'_\varphi = q\mathcal{U}_\varphi + (1-q)\mathcal{P}. \quad (17)$$

The probability of success is given by the formula $p_{\text{success}} = N/(N+1)$.

A. Comparison

Fig. 4 illustrates the dependence of success probability of the retrieval on the noise parameter q for both depolarizing (solid lines) and dephasing (dashed lines) noisy

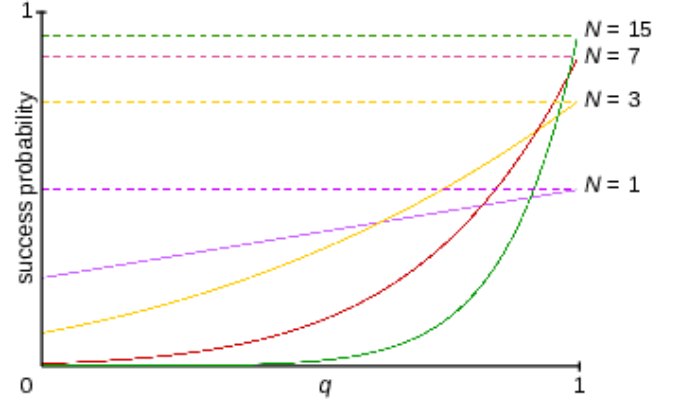


FIG. 4: (Color online) The dependence of the success probability p_{succ} on the noise parameter q for different number N of uses of the channel. The solid lines represent the cases of depolarizing noise and dashed lines illustrate the cases of phase damping noise.

phase gates for cases $N = 1, N = 3, N = 7$, and $N = 15$. The probability of success for dephasing noise is higher. In case of depolarizing channel the success probability goes to 0 together with q (increasing noise), but there is always some interval of high q for which the success probability is improving if compared with one use success rate $1/2$. Surprisingly, for larger degrees of depolarizing noise, more uses do not lead to improving the success probability. In Fig. 5 we compare the degree of noise of the retrieved transformation q' with the original degree of noise q of phase gates for both types of noise: depolarizing channel (solid lines) and dephasing noise (dashed lines). For both cases the relation $q \rightarrow q'$ is independent on the number of uses N . In case of dephasing $q' = q$, thus, the noise is the same. However, for case of depolarizing noise, $q' = 2q/(1+q) \geq q$. Therefore, we may conclude that PSAR reduces the depolarizing noise. Unfortunately, this noise reduction does not improve with the number of uses.

VI. IMPLEMENTATIONS

In this part we will study two different implementations of optimal PSAR device for phase gate: first one due to Vidal-Masanes-Cirac from Ref. [14] limited to $N = 2^k - 1$ uses and the one reported in Ref. [16] minimizing the size of the storage register to single qudit. Both are equivalent if noiseless phase gates are considered, however, in the presence of noise they may lead to different results.

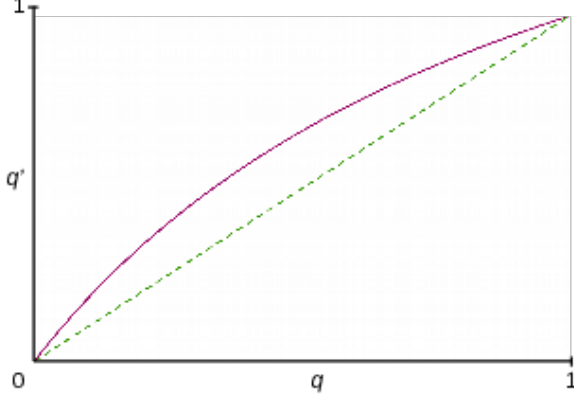


FIG. 5: (Color online) Comparison of noise degrees q (before the storing) and q' (after the retrieval) for depolarizing noise (solid line) and phase damping noise (dashed line).

A. Vidal-Masanes-Cirac

First of the implementations originally proposed by Vidal, Masanes and Cirac in Ref. [14] is depicted in the figure 6. The $N = 1$ storage consists of the application of the noisy phase gate on the state $|+\rangle = (|0\rangle + |1\rangle)/\sqrt{2}$ to obtain the state

$$\Psi_\varphi = \mathcal{E}_\varphi(|+\rangle\langle+|) = \mathcal{F}_\varphi(|+\rangle\langle+|) = qU_\varphi|\xi\rangle\langle\xi|U_\varphi^\dagger + \frac{1-q}{2}I.$$

Let us stress this state is the same for both considered noises. The retrieval step is composed of the application of the controlled NOT gate U_{CNOT} on the unknown state $|\xi\rangle = a|0\rangle + b|1\rangle$ (the control system) and the stored state Ψ_φ (the target system), i.e. the final state reads

$$\begin{aligned} \Xi'_\varphi &= U_{\text{CNOT}}[|\xi\rangle\langle\xi| \otimes \Psi_\varphi] \\ &= \frac{1}{2}[qU_\varphi|\xi\rangle\langle\xi|U_\varphi^\dagger + (1-q)\text{diag}(\xi)] \otimes |0\rangle\langle 0| \\ &\quad + \frac{1}{2}[qU_{-\varphi}|\xi\rangle\langle\xi|U_{-\varphi}^\dagger + (1-q)\text{diag}(\xi)] \otimes |1\rangle\langle 1|, \end{aligned} \quad (18)$$

where $\text{diag}(\xi) = |0\rangle\langle 0|0\rangle\langle 0| + |1\rangle\langle 1|1\rangle\langle 1|$. Measuring the memory register in the computational basis the outcome value 0 identifies the successful realization of the noisy phase gate

$$|\xi\rangle\langle\xi| \mapsto qU_\varphi|\xi\rangle\langle\xi|U_\varphi^\dagger + (1-q)\text{diag}(\xi),$$

with success probability $p_{\text{success}} = 1/2$. The case of failure can be corrected by storing and retrieving sequence of two phase gates

$$\begin{aligned} \Psi_\varphi^{(2)} &= \mathcal{E}_\varphi(\mathcal{E}_\varphi(|+\rangle\langle+|)) = \mathcal{F}_\varphi(\mathcal{F}_\varphi(|+\rangle\langle+|)) \\ &= q^2U_{2\varphi}|\xi\rangle\langle\xi|U_{2\varphi}^\dagger + \frac{1-q^2}{2}I. \end{aligned}$$

Applying U_{CNOT} as before on the reused state $\xi_{\text{fail}}^{(1)} = qU_{-\varphi}|\xi\rangle\langle\xi|U_{-\varphi}^\dagger + (1-q)\text{diag}(\xi)$ that left after failure and

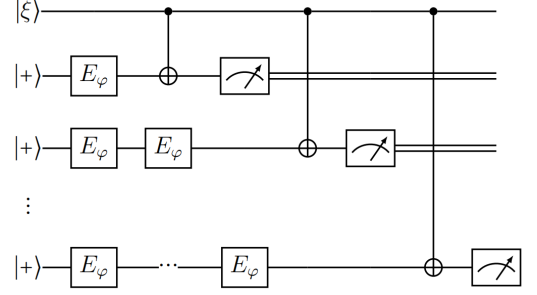


FIG. 6: Vidal-Masanes-Cirac realization scheme for arbitrary $N = 2^k - 1$ times of applying the channel \mathcal{E}_φ N times with k being the number of qubits.

$\Psi_\varphi^{(2)}$ results in

$$\begin{aligned} \Xi'^{(2)} &= U_{\text{CNOT}}(\xi_{\text{fail}}^{(1)} \otimes \Psi_\varphi^{(2)}) \\ &= \frac{1}{4}[q^2U_\varphi|\xi\rangle\langle\xi|U_\varphi^\dagger + (1-q^2)\text{diag}(\xi)] \otimes |0\rangle\langle 0| \\ &\quad + \frac{1}{4}[q^2U_{-3\varphi}|\xi\rangle\langle\xi|U_{-3\varphi}^\dagger + (1-q^2)\text{diag}(\xi)] \otimes |1\rangle\langle 1|, \end{aligned} \quad (19)$$

with success probability $1/4$. We can iteratively continue to correct the failures by storing and retrieving sequence of 2^k phase gates in the k th correction. In particular,

$$\begin{aligned} \Xi'^{(k)} &= U_{\text{CNOT}}(\xi_{\text{fail}}^{(k-1)} \otimes \Psi_\varphi^{(k)}) \\ &= \frac{1}{2^k}[q^N\mathcal{U}_\varphi(\xi) + (1-q^N)\text{diag}(\xi)] \otimes |0\rangle\langle 0| \\ &\quad + \frac{1}{2^k}[q^N\mathcal{U}_{-N\varphi}(\xi) + (1-q^N)\text{diag}(\xi)] \otimes |1\rangle\langle 1|, \end{aligned} \quad (20)$$

where $N = 2^k - 1$ equals to the total number of uses of noisy phase gate. Summing up the success probabilities we obtain for the total success rate

$$p_{\text{success}} = \frac{1}{2} + \frac{1}{4} + \dots + \frac{1}{2^k} = N/(N+1) = 1 - \frac{1}{2^k},$$

but let us stress that for each k the implemented channel is different. Therefore the above success probability cannot be associated with implementation of particular noisy channel. The larger the k the smaller the success probability and the noisier the retrieved phase gate.

B. Virtual Qudit

The implementation of PSAR for arbitrary N introduced in Ref. [16] is removing the use of ancilla A' . Instead of $|\Psi\rangle = \frac{1}{\sqrt{N+1}} \sum_j |\bar{j}\bar{j}\rangle$ this construction uses the state $|\Omega\rangle = \frac{1}{\sqrt{N+1}} \sum_j |\bar{j}\rangle$, where $|\bar{j}\rangle = |0^{\otimes(N-j)}\rangle \otimes |1^{\otimes j}\rangle$ are states of N qubits system (see Fig. 7). Each of the qubits is transformed by the phase gate to store the action in the state

$$\Omega_\varphi = \mathcal{E}_\varphi \otimes \dots \otimes \mathcal{E}_\varphi(|\Omega\rangle\langle\Omega|).$$

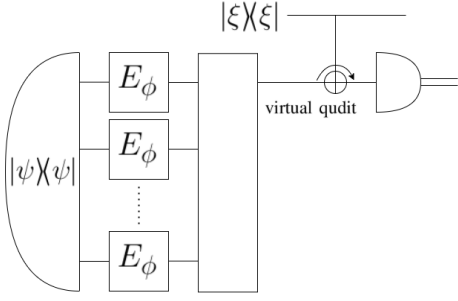


FIG. 7: Implementation of noisy channel $\mathcal{E}_\varphi^{\otimes N}$ using virtual qudit and shift-down operator \mathcal{C}_Θ defined in equation (21).

Without noise the states Ω_φ belong to $d = (N + 1)$ -dimensional subspace. Therefore, the retrieval operation is considered only on this virtual qudit subspace $\mathcal{H}_d \subset \mathcal{H}_2^{\otimes N} \equiv \mathcal{H}_A$. However, in our case whole Hilbert space matters. Following the original implementation from Ref. [16] we introduce the conditional shift as follows

$$\begin{aligned} \mathcal{C}_\Theta(|c\rangle \otimes |\bar{t}\rangle) &= |c\rangle \otimes |\bar{t} \ominus c\rangle \\ \mathcal{C}_\Theta(|c\rangle \otimes |\bar{t}_\perp\rangle) &= |c\rangle \otimes |\bar{t}_\perp\rangle, \end{aligned} \quad (21)$$

for all vector states $|\bar{t}_\perp\rangle$ orthogonal to all vectors $|\bar{j}\rangle$. In other words the conditional shift acts as identity on the subspace orthogonal to virtual qudit system.

1. Dephasing noise.

Let us start with the dephasing noise and perform the calculation explicitly for the case of $N = 2$. The memory state equals

$$\begin{aligned} \Omega_\varphi^{(2)} &= \mathcal{F}_\varphi^{\otimes 2}(|\Omega\rangle\langle\Omega|) \\ &= q^2 \mathcal{U}_\varphi^{\otimes 2}(|\Omega\rangle\langle\Omega|) + (1 - q)^2 \mathcal{P}^{\otimes 2}(|\Omega\rangle\langle\Omega|) \\ &\quad + q(1 - q)[(\mathcal{U}_\varphi \otimes \mathcal{P}) + (\mathcal{P} \otimes \mathcal{U}_\varphi)](|\Omega\rangle\langle\Omega|), \end{aligned} \quad (22)$$

where

$$\begin{aligned} \mathcal{U}_\varphi^{\otimes 2}(\Omega) &= \frac{1}{3}[\Pi_{012} + e^{-i\varphi}(X_{01} + X_{12}) + e^{-2i\varphi}X_{02} + cc] \\ (\mathcal{U}_\varphi \otimes \mathcal{P})(\Omega) &= \frac{1}{3}[\Pi_{012} + e^{-i\varphi}X_{12} + e^{i\varphi}X_{21}], \\ (\mathcal{P} \otimes \mathcal{U}_\varphi)(\Omega) &= \frac{1}{3}[\Pi_{012} + e^{-i\varphi}X_{01} + e^{i\varphi}X_{10}], \\ (\mathcal{P} \otimes \mathcal{P})(\Omega) &= \frac{1}{3}\Pi_{012}, \end{aligned} \quad (23)$$

where we used the notation $\Omega = |\Omega\rangle\langle\Omega|$, $\Pi_{\overline{012}} = |\overline{0}\rangle\langle\overline{0}| + |\overline{1}\rangle\langle\overline{1}| + |\overline{2}\rangle\langle\overline{2}|$ and $X_{\overline{jk}} = |\overline{j}\rangle\langle\overline{k}|$. Retrieval then results in the state

$$\begin{aligned} \mathcal{C}_\Theta[\xi \otimes \Omega_\varphi^{(2)}] &= \frac{1}{3}[q^2 U_\varphi \xi U_\varphi^\dagger + (1 - q^2)\text{diag}(\xi)] \otimes \Pi_{\overline{01}} + \\ &\quad + \frac{1}{3}[q^2 U_{-2\varphi} \xi U_{-2\varphi}^\dagger + (1 - q^2)\text{diag}(\xi)] \otimes |\overline{2}\rangle\langle\overline{2}|, \end{aligned}$$

where $\Pi_{\overline{01}} = |\overline{0}\rangle\langle\overline{0}| + |\overline{1}\rangle\langle\overline{1}|$ and $\text{diag}(\xi) = \langle 0|\xi|0\rangle|0\rangle\langle 0| + \langle 1|\xi|1\rangle|1\rangle\langle 1|$. It follows the retrieval is successful with probability $p_{\text{success}} = 2/3$, when the channel $\xi \rightarrow q^2 U_\varphi \xi U_\varphi^\dagger + (1 - q^2)\text{diag}(\xi)$ is retrieved. The noise of the retrieved channel is higher.

The calculation for more general case of $N \rightarrow 1$ storage and retrieval protocol gives

$$\begin{aligned} \mathcal{C}_\Theta[\xi \otimes \Omega_\varphi^{(N)}] &= \\ &= \frac{1}{N+1}[q^N U_\varphi \xi U_\varphi^\dagger + (1 - q^N)\text{diag}(\xi)] \otimes \Pi_{\overline{01\dots(N-1)}} \\ &\quad + \frac{1}{N+1}[q^N U_{-N\varphi} \xi U_{-N\varphi}^\dagger + (1 - q^N)\text{diag}(\xi)] \otimes |\overline{N}\rangle\langle\overline{N}|, \end{aligned}$$

where $\Pi_{\overline{01\dots(N-1)}} = \sum_{j=0}^{N-1} |\bar{j}\rangle\langle\bar{j}|$. As N is increasing the probability of "success" is increasing, however, also the noise of the retrieved channel is increasing and in the limit completely diminishes the dependence on φ and converges to purely dephasing noise \mathcal{P} .

2. Depolarizing noise.

It is more involved to get the general formula for the general case of depolarizing noise. In what follows we will explicitly investigate the case of $2 \rightarrow 1$ PSAR of depolarized phase gates and illustrate the behavior. After applying the phase gate twice its action is stored in the state

$$\begin{aligned} \Omega_\varphi^{(2)} &= \mathcal{E}_\varphi^{\otimes 2}(|\Omega\rangle\langle\Omega|) = q^2 \mathcal{U}_\varphi^{\otimes 2}(\Omega) + (1 - q)^2 \mathcal{C}_{I/2}^{\otimes 2}(\Omega) \\ &\quad + q(1 - q)[\mathcal{U}_\varphi \otimes \mathcal{C}_{I/2} + \mathcal{C}_{I/2} \otimes \mathcal{U}_\varphi](\Omega), \end{aligned}$$

where

$$\begin{aligned} \mathcal{U}_\varphi^{\otimes 2}(\Omega) &= \frac{1}{3}[\Pi_{012} + e^{i\varphi}(X_{10} + X_{21}) + e^{2i\varphi}X_{20} + cc], \\ \mathcal{C}_{I/2}^{\otimes 2}(\Omega) &= \frac{1}{4}[|0\rangle\langle 0| + |1\rangle\langle 1| + |2\rangle\langle 2| + |3\rangle\langle 3|], \\ (\mathcal{U}_\varphi \otimes \mathcal{C}_{I/2})(\Omega) &= \frac{1}{6}[2\Pi_{01} + \Pi_{23} + e^{i\varphi}(X_{30} + X_{21}) + cc], \\ (\mathcal{C}_{I/2} \otimes \mathcal{U}_\varphi)(\Omega) &= \frac{1}{6}[2\Pi_{12} + \Pi_{03} + e^{i\varphi}(X_{10} + X_{23}) + cc], \end{aligned}$$

where we used the same notation as before. The retrieval outputs

$$\begin{aligned} \mathcal{C}_\Theta[\xi \otimes \Omega_\varphi^{(2)}] &= \\ &= \frac{1}{6}q(1 - q)[\xi_{00}|0\rangle\langle 0| \otimes |\overline{1}\rangle\langle\overline{1}| + \xi_{11}|1\rangle\langle 1| \otimes |\overline{0}\rangle\langle\overline{0}|] \\ &\quad + \left[\frac{1}{6}q(q+1)U_\varphi \xi U_\varphi^\dagger + \left(\frac{1}{4} - \frac{1}{12}q^2 - \frac{1}{6}q\right)\text{diag}(\xi)\right] \otimes \Pi_{\overline{01}} \\ &\quad + \left[\frac{1}{3}q^2 U_{-2\varphi} \xi U_{-2\varphi}^\dagger + \frac{1}{4}(1 - q^2)\text{diag}(\xi)\right] \otimes |\overline{2}\rangle\langle\overline{2}| \\ &\quad + \left[\frac{1}{4} - \frac{1}{12}q^2 - \frac{1}{6}q\right] \xi \otimes |\overline{3}\rangle\langle\overline{3}|. \end{aligned} \quad (24)$$

Measurement associated with the projection Π_{01} corresponds to successful measurement while measuring Π_{23} corresponds to a failure. The success probability equals $p_{\text{success}} = (3 + q)/6$, thus, becomes dependent on the initial noise, and the retrieved channel is a mixture of the desired phase gate and the diagonalisation in the computational basis (complete decoherence). The retrieved channel is again more noise than the original although it must be stressed it is from different family of channels. That is for this implementation the PSAR device does not reduce the noise. Let us also note that in the case of outcome $|\bar{3}\rangle\langle\bar{3}|$ the qubit state is unaffected.

VII. CONCLUSIONS

We addressed the question of noise robustness of particular example of higher-order quantum information processing task for storage and retrieval (quantum learning) of quantum processes. Surprisingly we found that for the case of depolarisation noise the PSAR device can

reduce the noise level both quantitatively and qualitatively. This feature is not generic, but when it happens PSAR may be used to improve the performance of noisy quantum phase gate and probabilistically “distill” the noiseless evolution. In particular, the white noise is not only reduced, but it also changes to dephasing noise. We also observed that different implementations of PSAR have different performances for noisy phase gates, because their actions on the subspace unused in the noiseless case are different.

Acknowledgments

We acknowledge the support by the projects OPTIQUE (APVV-18-0518), DESCOM (VEGA 2/0183/21). MZ acknowledges the support of the John Templeton Foundation under the project ID JTF-61466 (QISS). The opinions expressed in this publication are those of the authors and do not necessarily reflect the views of the John Templeton Foundation.

-
- [1] P. Shor, SIAM J. Computing 26 (1997), 1484-1509.
 - [2] L. K. Grover, Proceedings, 28th Annual ACM Symposium on the Theory of Computing (STOC), May 1996, pages 212-219
 - [3] C. Bennett and G. Brassard, Theoretical Computer Science - TCS 560, 175-179 (1984)
 - [4] W.K. Wootters and W.H. Zurek, Nature 299, 802 (1982)
 - [5] H. Barnum, C. M. Carlton, C. A. Fuchs, R. Jozsa and B. Schumacher, Phys. Rev. Lett. 76, 2818-2821 (1996)
 - [6] S. L. Braunstein and A. K. Pati, Phys. Rev. Lett. 98, 080502 (2007)
 - [7] A. Pati and S. Braunstein, Nature 404, 164-165 (2000)
 - [8] M. A. Nielsen and Isaac L. Chuang, Phys. Rev. Lett. 79, 321 (1997)
 - [9] M. Hillery, V. Bužek and M. Ziman, Phys. Rev. A 65 (2001)
 - [10] V. Bužek, M. Ziman and M. Hillery, Fortschritte der Physik 52, 1056-1063 (2004)
 - [11] M. Hillery, M. Ziman and V. Bužek, Phys. Rev. A 69, 042311 (2004)
 - [12] A. M. Kubicki, C. Palazuelos, D. Perez-Garcia, Phys. Rev. Lett. 122, 080505 (2019)
 - [13] A. Bisio, G. Chiribella, G. M. D’Ariano, S. Facchini and P. Perinotti, Phys. Rev. A 81, 032324 (2010)
 - [14] G. Vidal, L. Masanes and J. I. Cirac, Phys. Rev. Lett. 88, 047905 (2002)
 - [15] M. Sedlák, A. Bisio and M. Ziman, Phys. Rev. Lett. 122, 170502 (2019)
 - [16] M. Sedlák and M. Ziman, Phys. Rev. A 102, 032618 (2020)
 - [17] G. Chiribella, G. M. D’Ariano and P. Perinotti, Phys. Rev. A 80, 022339 (2009)
 - [18] G. Chiribella, G. M. D’Ariano and P. Perinotti, Phys. Rev. Lett. 101, 060401 (2008)
 - [19] A. Bisio and P. Perinotti, Proc. R. Soc. A 475 20180706 (2019)
 - [20] A. Bisio, G. Chiribella, G. M. D’Ariano and P. Perinotti, Acta Physica Slovaca 61, 273-390 (2011)