

Simulating Spin–Orbit Coupling With Quasidegenerate N -Electron Valence Perturbation Theory

Rajat Majumder[†] and Alexander Yu. Sokolov^{†*}

[†]*Department of Chemistry and Biochemistry, The Ohio State University, Columbus, Ohio 43210, USA*

E-mail: sokolov.8@osu.edu

Abstract

We present the first implementation of spin–orbit coupling effects in fully internally contracted second-order quasidegenerate N -electron valence perturbation theory (SO-QDNEVPT2). The SO-QDNEVPT2 approach enables the computations of ground- and excited-state energies and oscillator strengths combining the description of static electron correlation with an efficient treatment of dynamic correlation and spin–orbit coupling. In addition to SO-QDNEVPT2 with the full description of one- and two-body spin–orbit interactions at the level of two-component Breit–Pauli Hamiltonian, our implementation also features a simplified approach that takes advantage of spin–orbit mean-field approximation (SOMF-QDNEVPT2). The accuracy of these methods is tested for the group 14 and 16 hydrides, 3d and 4d transition metal ions, and two actinide dioxides (neptunyl and plutonyl dications). The zero-field splittings of group 14 and 16 molecules computed using SO-QDNEVPT2 and SOMF-QDNEVPT2 are in a good agreement with the available experimental data. For the 3d transition metal ions, the SO-QDNEVPT2 method is significantly more accurate than SOMF-QDNEVPT2, while no substantial difference in the performance of two methods is observed for the 4d ions. Finally, we demonstrate that for the actinide dioxides the results of SO-QDNEVPT2 and SOMF-QDNEVPT2 are in a good agreement with the data from previous theoretical studies of these systems. Overall, our results demonstrate that SO-QDNEVPT2 and SOMF-QDNEVPT2 are promising multireference methods for treating spin–orbit coupling with a relatively low computational cost.

1 Introduction

Relativistic effects play a major role in how molecules and materials interact with light. Among different types of relativistic interactions, spin–orbit coupling is of particular importance, giving rise to a variety of experimentally observed phenomena, such as zero-field splitting, intersystem crossing, and magnetism.¹ Spin–orbit coupling becomes increasingly significant in the ground and low-lying excited states of elements starting with the fourth row of periodic table and has a profound influence on the electronic structure of compounds with heavier elements (> 5 th row).^{2,3} For the lighter elements, spin–orbit coupling is important in the core-level excited states that can be accessed by the excitations with X-ray radiation.^{4–9}

Detailed understanding of spin–orbit-coupled states requires insights from accurate relativistic electronic structure calculations. However, incorporating spin–orbit coupling into the simulations

of light–matter interactions introduces new challenges for electronic structure theories. These challenges include using a more complicated relativistic Hamiltonian, treating the coupling between electronic and positronic states in the Dirac equation, and employing large (uncontracted or reparametrized) basis sets.^{10–12} For this reason, relativistic electronic structure methods^{13–36} have a higher computational cost than their nonrelativistic counterparts, which limits their applications to smaller chemical systems. In practical calculations, the description of spin–orbit coupling must be combined with an accurate treatment of electron–electron interactions, ranging from static electron correlation in valence molecular orbitals to dynamic correlation of inner-shell and core electrons.

An attractive approach for treating electron correlation in molecules is quasidegenerate second-order N -electron valence perturbation theory (QDNEVPT2).^{37,38} QDNEVPT2 is an intruder-

free multistate multireference perturbation theory, which enables an accurate treatment of static and dynamic correlation in near-degenerate electronic states with a relatively low computational cost. Several implementations of QDNEVPT2 that are different in the degree of internal contraction in multireference wavefunctions have been developed, namely: i) strongly contracted (sc-QDNEVPT2),³⁸ ii) partially or fully internally contracted (pc-QDNEVPT2),^{38–40} and iii) uncontracted (uc-QDNEVPT2).⁴¹ Out of these three variants, only sc-QDNEVPT2 has been extended to incorporate spin–orbit coupling effects and calculate zero-field splitting parameters⁴² within the formalism of spin–orbit mean-field (SOMF) approximation.^{43,44} In addition, spin–orbit coupling has been implemented in strongly and fully internally contracted state-specific NEVPT2 (sc- and pc-NEVPT2).^{25,45–49} Although these methods have been applied to a variety of chemical systems,^{47–51} strong contraction in sc-QDNEVPT2 introduces significant errors in correlation energy and violates orbital invariance, leading to numerical instabilities in the evaluation of excited-state properties and optimization of molecular geometries.^{39,52–54} Meanwhile, the state-specific sc- and pc-NEVPT2 methods do not correctly describe the interaction between nearly degenerate electronic states, which is particularly important when spin–orbit coupling is taken into account.

Here, we present the first implementation of pc-QDNEVPT2 that combines a computationally efficient description of spin–orbit coupling and electron correlation in the ground and excited electronic states. Compared to earlier work, our implementation of pc-QDNEVPT2 has a number of important advantages: i) it avoids the orbital invariance problems inherent in sc-QDNEVPT2 and correctly treats the interaction between nearly degenerate spin–orbit-coupled electronic states that is missing in state-specific theories; ii) it enables the calculations with and without the SOMF approximation, thus allowing to quantify its errors; iii) it does not require calculating the four-particle reduced density matrices, significantly lowering the computational cost; iv) it preserves the degeneracy of electronic states that could otherwise be lost when introducing internal contraction; and v) it allows to calculate excited-state and transition properties, such as oscillator strengths.

This paper is organized as follows. First, we briefly review the theoretical background behind

pc-QDNEVPT2 and describe its formulation that incorporates spin–orbit coupling (Section 2). Next, having discussed the details of our implementation and computations (Sections 3 and 4), we use pc-QDNEVPT2 to calculate the zero-field splitting in group 14 and 16 hydrides, the spin–orbit coupling constants of 3d and 4d transition metal ions, and the excited-state energies of neptunyl and plutonyl oxides (NpO_2^{2+} and PuO_2^{2+} , Section 5). We summarize all findings of this work and outline directions for future developments in Section 6.

2 Theory

2.1 Overview of N -electron valence perturbation theory

Let us consider an N -electron system described by a nonrelativistic Hamiltonian $\hat{\mathcal{H}}$. Introducing a finite basis of spin-orbitals $\{\psi_p\}$, the Hamiltonian $\hat{\mathcal{H}}$ can be expressed, in second quantization, as:

$$\hat{\mathcal{H}} = \sum_{pq} h_p^q a_p^\dagger a_q + \frac{1}{4} \sum_{pqrs} v_{pq}^{rs} a_p^\dagger a_q^\dagger a_s a_r, \quad (1)$$

where h_p^q and v_{pq}^{rs} are the one- and antisymmetrized two-electron integrals. The operators a_p^\dagger and a_p create or annihilate a particle, respectively, in a spin-orbital ψ_p . To describe electron correlation in this system, we partition all spin-orbitals into three subsets, namely: *core* (doubly occupied) with indices i, j, k, l ; *active* (usually, frontier) with indices u, v, w, x, y, z ; and *external* (unoccupied) with indices a, b, c, d .

In N -electron valence perturbation theory (NEVPT),^{37,55,56} the correlation in active orbitals is described by constructing a complete active-space (CAS) wavefunction^{57–61} $|\Psi_I^{(0)}\rangle$ for the I th electronic state of interest. The electron correlation in remaining orbitals (core and external) is incorporated perturbatively by partitioning the Hamiltonian $\hat{\mathcal{H}}$ into two contributions: the zeroth-order Dyall Hamiltonian⁶²

$$\hat{\mathcal{H}}^{(0)} = C + \sum_i \epsilon_i a_i^\dagger a_i + \sum_a \epsilon_a a_a^\dagger a_a + \hat{\mathcal{H}}_{\text{active}} \quad (2)$$

and the perturbation operator

$$\hat{\mathcal{V}} = \hat{\mathcal{H}} - \hat{\mathcal{H}}^{(0)}. \quad (3)$$

The Dyall Hamiltonian $\hat{\mathcal{H}}^{(0)}$ depends on the core (ϵ_i) and external (ϵ_a) eigenvalues of the generalized

Fock matrix

$$f_p^q = h_p^q + \sum_{rs} v_{pr}^{qs} \gamma_s^r, \quad \gamma_p^q = \langle \Psi_I | a_p^\dagger a_q | \Psi_I \rangle, \quad (4)$$

the constant term

$$C = \sum_i h_i^i + \frac{1}{2} \sum_{ij} v_{ij}^{ij} - \sum_i f_i^i, \quad (5)$$

and all one- and two-electron terms of the full Hamiltonian in the active space

$$\begin{aligned} \hat{\mathcal{H}}_{active} = & \sum_{xy} \left(h_{xy}^y + \sum_i v_{xi}^{yi} \right) a_x^\dagger a_y \\ & + \frac{1}{4} \sum_{wxyz} v_{xy}^{zw} a_x^\dagger a_y^\dagger a_w a_z, \end{aligned} \quad (6)$$

Expanding the energy of the I th state $E_I = \langle \Psi_I | \hat{\mathcal{H}} | \Psi_I \rangle$ with respect to the perturbation $\hat{\mathcal{V}}$ and truncating the expansion at second order, we obtain the correlation energy of *fully uncontracted* second-order N -electron valence perturbation theory (uc-NEVPT2):

$$\begin{aligned} E_I^{(2)} &= \langle \Psi_I^{(0)} | \hat{\mathcal{V}}^\dagger \frac{1}{E_I^{(0)} - \hat{\mathcal{H}}^{(0)}} \hat{\mathcal{V}} | \Psi_I^{(0)} \rangle \\ &\equiv \langle \Psi_I^{(0)} | \hat{\mathcal{V}}^\dagger | \Psi_I^{(1)} \rangle. \end{aligned} \quad (7)$$

Eq. (7) can be evaluated exactly, but requires expanding the first-order wavefunction $|\Psi_I^{(1)}\rangle$ in a very large set of determinants that comprise the first-order interacting space. As a result, calculating the uc-NEVPT2 correlation energy is computationally very expensive, although special numerical techniques have been developed to lower the computational cost.^{41,53,63,64} Instead, in most calculations, the first-order wavefunction $|\Psi_I^{(1)}\rangle$ in Eq. (7) is approximated in the *contracted* form

$$|\Psi_I^{(1)}\rangle \approx \sum_{\mu} t_{\mu I}^{(1)} \hat{O}_{\mu} |\Psi_I^{(0)}\rangle \equiv \sum_{\mu} t_{\mu I}^{(1)} |\Phi_{\mu I}\rangle, \quad (8)$$

where $|\Phi_{\mu I}\rangle$ are many-particle basis functions called perturbors that are formed by acting the one- and two-electron excitation operators \hat{O}_{μ} on the zeroth-order wavefunction $|\Psi_I^{(0)}\rangle$ (e.g., $\hat{O}_{\mu} = a_x^\dagger a_i, a_x^\dagger a_y^\dagger a_j a_i, a_a^\dagger a_b^\dagger a_x a_i, \dots$).

Two contraction schemes have been developed, namely: (i) *strongly contracted* NEVPT2 (sc-NEVPT2) where only one perturber function is employed for each unique class of excitation op-

erators \hat{O}_{μ} ,^{37,55,56} and (ii) *fully internally contracted* NEVPT2 (also known as *partially contracted* NEVPT2, pc-NEVPT2) where multiple perturbors are used for each excitation class. While the strong contraction approximation simplifies the NEVPT2 implementation, it introduces non-negligible errors in the correlation energy^{53,54,64} and suffers from the lack of orbital invariance with respect to the rotations within inactive orbital subspaces, which leads to the numerical instabilities in the evaluation of analytic gradients and properties.^{39,52} For this reason, in this work we will only consider the pc-NEVPT2 variant and will refer to it as NEVPT2 henceforth.

An attractive feature of NEVPT2 is the ability to avoid the intruder-state problems common in multireference theories^{37,65,66} by including the two-electron interaction term in the definition of zeroth-order Hamiltonian $\hat{\mathcal{H}}^{(0)}$ (Eq. (6)). Although the conventional (state-specific) NEVPT2 approach can be applied to ground and excited electronic states, it does not properly treat the interaction between states when they are very close to each other in energy, leading to the incorrect description of potential energy surfaces at conical intersections, avoided crossings, and in chemical systems with high density of states. A powerful approach to solve this problem is to employ the quasidegenerate formulation of NEVPT2 (QD-NEVPT2), which is described in Section 2.2.

2.2 Quasidegenerate N -electron valence perturbation theory

In QDNEVPT2,³⁸ the energies of electronic states are computed by diagonalizing the matrix of effective Hamiltonian

$$\mathcal{H}_{\text{eff}} \mathbf{Y} = \mathbf{Y} \mathbf{E}, \quad (9)$$

which accounts for the coupling between model states $|\Psi_I^{(0)}\rangle$ after their perturbation (so-called “diagonalize–perturb–diagonalize” approach).^{67,68} The original QDNEVPT2 method formulated by Angeli et al.³⁸ employs a non-Hermitian effective Hamiltonian matrix \mathcal{H}_{eff} with elements

$$\begin{aligned} \langle \Psi_I^{(0)} | \hat{\mathcal{H}}_{eff} | \Psi_J^{(0)} \rangle &= E_I^{(0)} \delta_{IJ} + \langle \Psi_I^{(0)} | \hat{\mathcal{V}} | \Psi_J^{(0)} \rangle \\ &+ \langle \Psi_I^{(0)} | \hat{\mathcal{V}} | \Psi_J^{(1)} \rangle. \end{aligned} \quad (10)$$

In Eq. (10), the first-order wavefunctions $|\Psi_I^{(1)}\rangle$ are approximated by Eq. (8) where the contrac-

tion coefficients $t_{\mu I}^{(1)}$ are computed independently for each model state $|\Psi_I^{(0)}\rangle$ with energy $E_I^{(0)}$ obtained from a state-averaged CASSCF calculation (SA-CASSCF).^{37,38,55,67}

An alternative formulation of QDNEVPT2 can be obtained from the Kirtman–Certain–Hirschfelder form of the canonical Van Vleck perturbation theory^{68–71} where a Hermitian effective Hamiltonian is used:

$$\begin{aligned} \langle \Psi_I^{(0)} | \hat{\mathcal{H}}_{eff} | \Psi_J^{(0)} \rangle &= E_I^{(0)} \delta_{IJ} + \langle \Psi_I^{(0)} | \hat{\mathcal{V}} | \Psi_J^{(0)} \rangle \\ &+ \frac{1}{2} \langle \Psi_I^{(0)} | \hat{\mathcal{V}} | \Psi_J^{(1)} \rangle \\ &+ \frac{1}{2} \langle \Psi_I^{(1)} | \hat{\mathcal{V}} | \Psi_J^{(0)} \rangle. \end{aligned} \quad (11)$$

Eq. (11) was employed by Sharma et al. in the implementation of uc-QDNEVPT2 with matrix product states⁴¹ and can be seen as a symmetrized version of Eq. (10). In practice, diagonalizing the effective Hamiltonians defined in Eqs. (10) and (11) yields very similar electronic energies that differ by less than $10^{-5} E_h$. For this reason, in this work we will employ the symmetric formulation of QDNEVPT2, which simplifies the evaluation of excited-state properties and oscillator strengths.

For a fixed number of active orbitals, the computational cost of QDNEVPT2 scales as $\mathcal{O}(M^5)$ with the size of one-electron basis set (M). However, evaluating the matrix elements in Eq. (11) and the contraction coefficients $t_{\mu I}^{(1)}$ in Eq. (8) requires computing the three-particle transition reduced matrices (3-TRDM, $\langle \Psi_I^{(0)} | a_u^\dagger a_v^\dagger a_w^\dagger a_x a_y a_z | \Psi_J^{(0)} \rangle$, $I > J$) and the four-particle state-specific reduced density matrices (4-RDM, $\langle \Psi_I^{(0)} | a_u^\dagger a_v^\dagger a_w^\dagger a_x^\dagger a_{x'} a_{w'} a_{v'} a_{u'} | \Psi_I^{(0)} \rangle$) in the active space with the computational cost scaling as $\mathcal{O}(N_{det} N_{states}^2 N_{act}^6)$ and $\mathcal{O}(N_{det} N_{states} N_{act}^8)$, respectively, where N_{det} is the number of Slater determinants in the complete active space, N_{states} is the number of model states $|\Psi_I^{(0)}\rangle$, and N_{act} is the number of active orbitals.

2.3 Incorporating spin–orbit coupling in QDNEVPT2

To incorporate spin–orbit coupling into the QDNEVPT2 simulations of excited states, the effective nonrelativistic Hamiltonian in Eq. (11) must be augmented with the terms that describe the interaction between electronic spin and orbital angular momentum. These contributions can be

derived by starting with the one-electron four-component Dirac Hamiltonian,^{10,12} incorporating two-electron interactions, and introducing approximations that transform the resulting Hamiltonian to a two-component form.^{24,30,32,72,73} Depending on how the transformation from four-component to two-component Hamiltonian is performed, different two-component spin–orbit Hamiltonians have been formulated.^{11–14,17–20,23,24,30}

In this work, we employ the Breit–Pauli (BP) Hamiltonian,^{10,74–76} which can be expressed as:

$$\hat{\mathcal{H}}_{BP} = \hat{\mathcal{H}}_{BP}^{SF} + \hat{\mathcal{H}}_{BP}^{SO} \quad (12)$$

where $\hat{\mathcal{H}}_{BP}^{SF}$ and $\hat{\mathcal{H}}_{BP}^{SO}$ are the spin-free and spin–orbit contributions, respectively. The $\hat{\mathcal{H}}_{BP}^{SF}$ term incorporates important scalar relativistic effects into the one-electron kinetic energy and electron nuclear attraction, which can be easily included by modifying the one-electron integrals in the CASSCF and QDNEVPT2 calculations. We will discuss the treatment of scalar relativistic effects in Section 3 and instead, here, will focus on the spin–orbit contribution to the BP Hamiltonian

$$\begin{aligned} \hat{\mathcal{H}}_{BP}^{SO} &= \sum_{\xi} \left(\sum_i \hat{h}_{\xi}(i) \cdot \hat{s}_{\xi}(i) \right. \\ &\left. + \sum_{i \neq j} [2\hat{g}_{\xi,soo}(i, j) + \hat{g}_{\xi,ssO}(i, j)] \cdot \hat{s}_{\xi}(i) \right), \end{aligned} \quad (13)$$

where $\hat{h}_{\xi}(i) \cdot \hat{s}_{\xi}(i)$ ($\xi = x, y, z$) is the one-electron spin–orbit operator of electron i

$$\hat{h}_{\xi}(i) = \frac{1}{2c^2} \sum_A \frac{Z_A [\mathbf{r}_{iA} \times \hat{\mathbf{p}}(i)]_{\xi}}{r_{iA}^3}, \quad (14)$$

while $\hat{g}_{\xi,soo}(i, j) \cdot \hat{s}_{\xi}(i)$ and $\hat{g}_{\xi,ssO}(i, j) \cdot \hat{s}_{\xi}(i)$ are the so-called “spin–other orbit” and “spin–same orbit” two-electron terms, respectively:

$$\hat{g}_{\xi,soo}(i, j) = -\frac{1}{2c^2} \frac{[\mathbf{r}_{ij} \times \hat{\mathbf{p}}(j)]_{\xi}}{r_{ij}^3}, \quad (15)$$

$$\hat{g}_{\xi,ssO}(i, j) = -\frac{1}{2c^2} \frac{[\mathbf{r}_{ji} \times \hat{\mathbf{p}}(i)]_{\xi}}{r_{ij}^3}. \quad (16)$$

In Eqs. (13) to (16), Z_A denotes the nuclear charge on nucleus A , \mathbf{r}_{ij} and \mathbf{r}_{iA} are the relative coordinates of electron i with respect to electron j and nucleus A , respectively, $\hat{\mathbf{p}}(i)$ is the momentum operator of electron i , and $\hat{s}_{\xi}(i)$ is the ξ -component

of the spin operator.

The spin-orbit BP Hamiltonian in Eq. (13) can be expressed in the second-quantized form:

$$\hat{\mathcal{H}}_{BP}^{SO} = \sum_{\xi} \left(\sum_{pq} h_{pq}^{\xi} \hat{D}_{pq}^{\xi} + \sum_{pqrs} [2g_{pqrs}^{\xi,soo} + g_{pqrs}^{\xi,ssO}] \hat{D}_{pqrs}^{\xi} \right), \quad (17)$$

where \hat{D}_{pq}^{ξ} and \hat{D}_{pqrs}^{ξ} are the one- and two-electron spin excitation operators,

$$\hat{D}_{pq}^x = \frac{1}{2} (a_{p\alpha}^{\dagger} a_{q\beta} + a_{p\beta}^{\dagger} a_{q\alpha}), \quad (18)$$

$$\hat{D}_{pq}^y = \frac{i}{2} (a_{p\beta}^{\dagger} a_{q\alpha} - a_{p\alpha}^{\dagger} a_{q\beta}), \quad (19)$$

$$\hat{D}_{pq}^z = \frac{1}{2} (a_{p\alpha}^{\dagger} a_{q\alpha} - a_{p\beta}^{\dagger} a_{q\beta}), \quad (20)$$

$$\hat{D}_{pqrs}^{\xi} = a_{r\alpha}^{\dagger} \hat{D}_{pq}^{\xi} a_{s\alpha} + a_{r\beta}^{\dagger} \hat{D}_{pq}^{\xi} a_{s\beta}, \quad (21)$$

while h_{pq}^{ξ} , $g_{pqrs}^{\xi,soo}$, and $g_{pqrs}^{\xi,ssO}$ are the one- and two-electron integrals calculated in the spatial molecular orbital basis (ϕ_p):

$$h_{pq}^{\xi} = \langle \phi_p(1) | \hat{h}_{\xi}(1) | \phi_q(1) \rangle, \quad (22)$$

$$g_{pqrs}^{\xi,soo} = \langle \phi_p(1) \phi_r(2) | \hat{g}_{\xi,soo}(1,2) | \phi_q(1) \phi_s(2) \rangle, \quad (23)$$

$$g_{pqrs}^{\xi,ssO} = \langle \phi_p(1) \phi_r(2) | \hat{g}_{\xi,ssO}(1,2) | \phi_q(1) \phi_s(2) \rangle. \quad (24)$$

The spin-other orbit and spin-same orbit two-electron integrals in Eqs. (23) and (24) are related to each other via a permutation: $g_{pqrs}^{\xi,soo} = g_{rspq}^{\xi,ssO} \equiv g_{pqrs}^{\xi}$. Thus, using the Hamiltonian in Eq. (17) requires calculating only one set of these spin-orbit two-electron integrals.

Treating $\hat{\mathcal{H}}_{BP}^{SO}$ as a perturbation to the nonrelativistic Hamiltonian $\hat{\mathcal{H}}$ (Eq. (1)), we modify the QDNEVPT2 effective Hamiltonian as follows

$$\begin{aligned} \langle \Psi_I^{(0)} | \hat{\mathcal{H}}_{eff}^{SO} | \Psi_J^{(0)} \rangle &= E_I^{(0)} \delta_{IJ} \\ &+ \langle \Psi_I^{(0)} | \hat{\mathcal{V}} + \hat{\mathcal{H}}_{BP}^{SO} | \Psi_J^{(0)} \rangle \\ &+ \frac{1}{2} \langle \Psi_I^{(0)} | \hat{\mathcal{V}} | \Psi_J^{(1)} \rangle \\ &+ \frac{1}{2} \langle \Psi_I^{(1)} | \hat{\mathcal{V}} | \Psi_J^{(0)} \rangle. \end{aligned} \quad (25)$$

Diagonalizing \mathcal{H}_{eff}^{SO} in Eq. (25) incorporates the spin-orbit coupling effects up to the first order in perturbation theory and will be referred to as the SO-QDNEVPT2 approach.

2.4 Spin-orbit mean-field approximation in SO-QDNEVPT2

Including the spin-orbit term in Eq. (25) does not increase the computational scaling of QDNEVPT2 with the system size, but requires an expensive calculation and storage of all spin-orbit two-electron integrals, g_{pqrs}^{ξ} . Since the one- and two-electron terms in the BP Hamiltonian (Eq. (13)) have opposite signs, neglecting the g_{pqrs}^{ξ} contributions can lead to a significant overestimation of spin-orbit coupling energies. Alternatively, incorporating the spin-orbit coupling effects can be simplified by invoking the spin-orbit mean-field approximation (SOMF),^{43,44} which describes the two-electron spin-orbit interactions in a way analogous to the mean-field treatment of electronic repulsion in Hartree-Fock theory. The SOMF approximation has been used to incorporate spin-orbit coupling in a variety of electronic structure theories with a wide range of applications.^{3,33,36,43,77-79}

Within the SOMF approximation, the spin-orbit BP Hamiltonian (Eq. (17)) can be expressed as an effective one-electron operator

$$\hat{\mathcal{H}}_{BP}^{SOMF} = \sum_{\xi} \sum_{pq} F_{pq}^{\xi} \hat{D}_{pq}^{\xi} \quad (26)$$

with matrix elements

$$F_{pq}^{\xi} = h_{pq}^{\xi} + \sum_{rs} \Gamma_r^s \left(g_{rspq}^{\xi} - \frac{3}{2} g_{prsq}^{\xi} + \frac{3}{2} g_{qrsp}^{\xi} \right), \quad (27)$$

where $\Gamma_r^s = \gamma_{r\alpha}^{s\alpha} + \gamma_{r\beta}^{s\beta}$ is the spinless one-particle reduced density matrix calculated with respect to the SA-CASSCF wavefunction. Replacing $\hat{\mathcal{H}}_{BP}^{SO}$ in Eq. (25) with $\hat{\mathcal{H}}_{BP}^{SOMF}$ defines the SOMF-approximated QDNEVPT2 effective Hamiltonian

$$\begin{aligned} \langle \Psi_I^{(0)} | \hat{\mathcal{H}}_{eff}^{SOMF} | \Psi_J^{(0)} \rangle &= E_I^{(0)} \delta_{IJ} \\ &+ \langle \Psi_I^{(0)} | \hat{\mathcal{V}} + \hat{\mathcal{H}}_{BP}^{SOMF} | \Psi_J^{(0)} \rangle \\ &+ \frac{1}{2} \langle \Psi_I^{(0)} | \hat{\mathcal{V}} | \Psi_J^{(1)} \rangle \\ &+ \frac{1}{2} \langle \Psi_I^{(1)} | \hat{\mathcal{V}} | \Psi_J^{(0)} \rangle, \end{aligned} \quad (28)$$

which we will abbreviate as SOMF-QDNEVPT2.

3 Implementation

We implemented the SO-QDNEVPT2 and SOMF-QDNEVPT2 methods in PRISM, which is a Python

program for excited-state and spectroscopic simulations that is being developed in our group. The PRISM code is interfaced with the PYSCF software package⁸⁰ to obtain the one- and two-electron integrals, as well as the SA-CASSCF molecular orbitals and model state wavefunctions. Here, we provide additional details regarding the SO-QDNEVPT2 and SOMF-QDNEVPT2 implementations developed in this work.

1. *Treating scalar relativistic effects.* As discussed in Section 2.3, describing spin-orbit coupling must be accompanied with a treatment of spin-free (scalar) relativistic effects, which can be incorporated variationally by modifying the one-electron integrals in the SA-CASSCF and QDNEVPT2 calculations. Although the scalar relativistic effects can be treated using the spin-free part of the BP Hamiltonian ($\hat{\mathcal{H}}_{BP}^{SF}$ in Eq. (12)), in our implementation of SO-QDNEVPT2 and SOMF-QDNEVPT2 we employ the spin-free exact two-component (X2C) Hamiltonian,^{24,26–29} which offers a more rigorous treatment of scalar relativistic effects with a minor increase in computational cost. This approach has been successfully used in other implementations utilizing approximate two-component spin-orbit Hamiltonians.^{78,81,82}

2. *Avoiding the calculation of 4-RDM.* As mentioned in Section 2.2, evaluating the contraction coefficients $t_{\mu I}^{(1)}$ of the first-order QDNEVPT2 wavefunctions (Eq. (8)) requires to calculate and store 4-RDM, which is prohibitively expensive for large active spaces. In our implementation of SO-QDNEVPT2 and SOMF-QDNEVPT2, we avoid computing 4-RDM without introducing any approximations using the approach developed in Ref. 83. This allows to greatly reduce disk and memory storage while lowering the computational scaling of our implementation to $\mathcal{O}(N_{det}N_{states}^2N_{act}^6)$ with the number of active orbitals N_{act} .

3. *Preserving the degeneracy of internally contracted states.* The internal contraction approximation employed in QDNEVPT2 can result in small errors violating the degeneracy of spin-orbit-coupled states in open-shell systems with high symmetry (e.g., isolated atoms, linear molecules, etc.). These errors originate from using the multipartitioning technique⁶⁷ in QDNEVPT2 where the contraction coefficients $t_{\mu I}^{(1)}$ in Eq. (8) are determined independently for each model state $|\Psi_I^{(0)}\rangle$. If two or more SA-CASSCF model states $|\Psi_I^{(0)}\rangle$ have the same energies, small differences in internal con-

traction for each of these states can result in lifting of their degeneracy at the QDNEVPT2 level of theory. These errors also emerge in the SO-QDNEVPT2 calculations breaking the degeneracy of spin-orbit-coupled states. To prevent this, for each set of N_{deg} degenerate SA-CASSCF model states $|\Psi_I^{(0)}\rangle$ we compute $t_{\mu I}^{(1)}$ with respect to a state-averaged model wavefunction

$$|\tilde{\Psi}^{(0)}\rangle = \frac{1}{N_{deg}} \sum_I^{deg} |\Psi_I^{(0)}\rangle, \quad (29)$$

where the summation is restricted to model states $|\Psi_I^{(0)}\rangle$ with the same energy $E_I^{(0)}$. Note that state-averaging in Eq. (29) is used only for evaluating $t_{\mu I}^{(1)}$ (i.e., describing dynamical correlation) and not for computing the matrix elements of effective Hamiltonian. As demonstrated in Supplementary Information, using this approach allows to fully restore the degeneracy of spin-orbit-coupled states while taking advantage of internal contraction without affecting the accuracy of SO-QDNEVPT2 and SOMF-QDNEVPT2.

4. *Calculating oscillator strengths.* Our implementation of SO-QDNEVPT2 and SOMF-QDNEVPT2 is also capable of computing oscillator strengths according to the following equation:

$$f_{if}^{osc} = \frac{2}{3}(E_f - E_i) \sum_{\xi pq I J} \left| \mu_{pq}^{\xi} Y_{I f}^* \Gamma_{pq}^{I J} Y_{J i} \right|^2, \quad (30)$$

where $\Gamma_{pq}^{I J}$ is the spinless 1-TRDM computed with respect to the model states $|\Psi_I^{(0)}\rangle$ and $|\Psi_J^{(0)}\rangle$, μ_{pq}^{ξ} are the dipole moment integrals calculated in the spatial molecular orbital basis, while E_k and Y_{Jk} are the eigenvalues and eigenvectors of SO-QDNEVPT2 or SOMF-QDNEVPT2 effective Hamiltonian for the initial ($k = i$) and final ($k = f$) electronic states.

4 Computational details

We benchmarked the SO-QDNEVPT2 and SOMF-QDNEVPT2 methods for a variety of atoms and small molecules, namely: i) group 14 hydrides (GeH and SnH, Section 5.1); ii) group 16 hydrides (from OH to TeH, Section 5.2); iii) 3d and 4d transition metal ions with the 2+ charge (Section 5.3); and iv) actinyl oxide ions (NpO_2^{2+} and PuO_2^{2+} , Section 5.4).

In Section 5.1, we study the spin-orbit split-

Table 1: Spin-orbit zero-field splitting (cm^{-1}) in the $^2\Pi$ ground states of GeH and SnH computed using SO-QDNEVPT2 and SOMF-QDNEVPT2 with the (5e, 5o) active space averaging over both spatial components of $^2\Pi$ in SA-CASSCF. Results are compared to the variational two-component calculations using X2C-MRPT2⁸⁴ and available experimental data.⁸⁵ Oscillator strengths computed using SO-QDNEVPT2 and SOMF-QDNEVPT2 are given in parentheses.

| Molecule | SO-QDNEVPT2 | SOMF-QDNEVPT2 | X2C-MRPT2 ⁸⁴ | Experiment ⁸⁵ |
|----------|--------------------|--------------------|-------------------------|--------------------------|
| GeH | 869.9 (0.0119) | 870.0 (0.0119) | 898.6 | 892.5 |
| SnH | 2372.9 (0.0435) | 2373.0 (0.0435) | 2197.5 | 2178.9 |

ting in the $^2\Pi$ ground electronic states of GeH and SnH and its dependence on the parameters of SA-CASSCF calculations, such as the active space size, number of CASCI states, and weights used for state-averaging. All calculations of GeH and SnH were performed using the all-electron X2C-TZVPall-2c basis set.⁸⁶ We considered two different active spaces: 5 electrons in 5 active orbitals (5e, 5o) and 15 electrons in 10 active orbitals (15e, 10o). The (5e, 5o) active space included two σ , two π , and one σ^* orbitals. The (15e, 10o) active space incorporated additional five d orbitals (3d for GeH or 4d for SnH). Since $^2\Pi$ is spatially doubly degenerate, the SA-CASSCF calculations were performed by averaging over the two lowest-energy states. Experimental bond lengths of 1.5880 Å for GeH and 1.7815 Å for SnH were used in all calculations.⁸⁷

For the group 16 hydrides (Section 5.2), we investigate the dependence of $^2\Pi$ ground-state spin-orbit splitting on the basis set. In this study, we use the Dunning’s correlation consistent basis sets^{88–91} cc-pVXZ ($X = \text{T, Q, 5}$), fully uncontracted cc-pVXZ (unc-cc-pVXZ), and the ANO-RCC basis developed by Roos et al.^{92,93} For TeH, the DK3 variants of the cc-pVXZ basis sets were used for the Te atom (cc-pVXZ-DK3, $X = \text{T, Q}$).⁹⁴ The active space was comprised of two σ , two π , and one σ^* molecular orbitals (7e, 5o). As for the group 14 hydrides, two CASCI states were averaged in SA-CASSCF. All computations were carried out using the experimental bond lengths:^{85,95,96} $r_{\text{OH}} = 0.96966$ Å, $r_{\text{SH}} = 1.3409$ Å, $r_{\text{SeH}} = 1.4643$ Å, and $r_{\text{TeH}} = 1.65587$ Å.

In Section 5.3, we use our implementation of SO-QDNEVPT2 and SOMF-QDNEVPT2 to study the spin-orbit coupling in the ground and excited electronic states of 3d and 4d transition metal ions with the 2+ charge. The active spaces of 3d metal ions included: 3d and 4d orbitals for V^{2+} , Cr^{2+} , and

Co^{2+} ; 3d, 4d, and 4s orbitals for Ti^{2+} , Fe^{2+} , Ni^{2+} and Cu^{2+} ; and 3d, 4d, 4s, and 4p orbitals for Sc^{2+} . For the 4d metal ions, we used the same active spaces as for the 3d ions within each group of periodic table, but with the principal quantum number of each active orbital increased by one. All calculations of 3d and 4d metal ions used the Sapporo-TZP⁹⁷ basis set. The SA-CASSCF calculations were performed by averaging over several electronic states, as described in the Supplementary Information.

Finally, in Section 5.4, we present the results of SO-QDNEVPT2 and SOMF-QDNEVPT2 calculations for linear NpO_2^{2+} and PuO_2^{2+} using the ANO-RCC-VTZP basis. The structural parameters were obtained from Refs. 98 and 99: $r_{\text{NpO}} = 1.70$ Å and $r_{\text{PuO}} = 1.682$ Å. We employed the (7e, 10o) active space for NpO_2^{2+} and (8e, 10o) active space for PuO_2^{2+} (see Supplementary Information for details). The SA-CASSCF calculations were performed by averaging over 25 and 26 CASCI states for NpO_2^{2+} and PuO_2^{2+} , respectively.

5 Results

5.1 Spin-orbit coupling in group 14 hydrides and its dependence on the parameters of SA-CASSCF calculations

We begin by investigating the accuracy of SO-QDNEVPT2 and SOMF-QDNEVPT2 for predicting the energy of spin-orbit zero-field splitting (ZFS) in the $^2\Pi$ ground states of GeH and SnH. Table 1 shows the ZFS calculated using the (5e, 5o) active space with the two spatial components of $^2\Pi$ state averaged in SA-CASSCF for each molecule. The results of SO-QDNEVPT2 and SOMF-QDNEVPT2 with the first-order BP perturbative treatment of spin-orbit coupling are com-

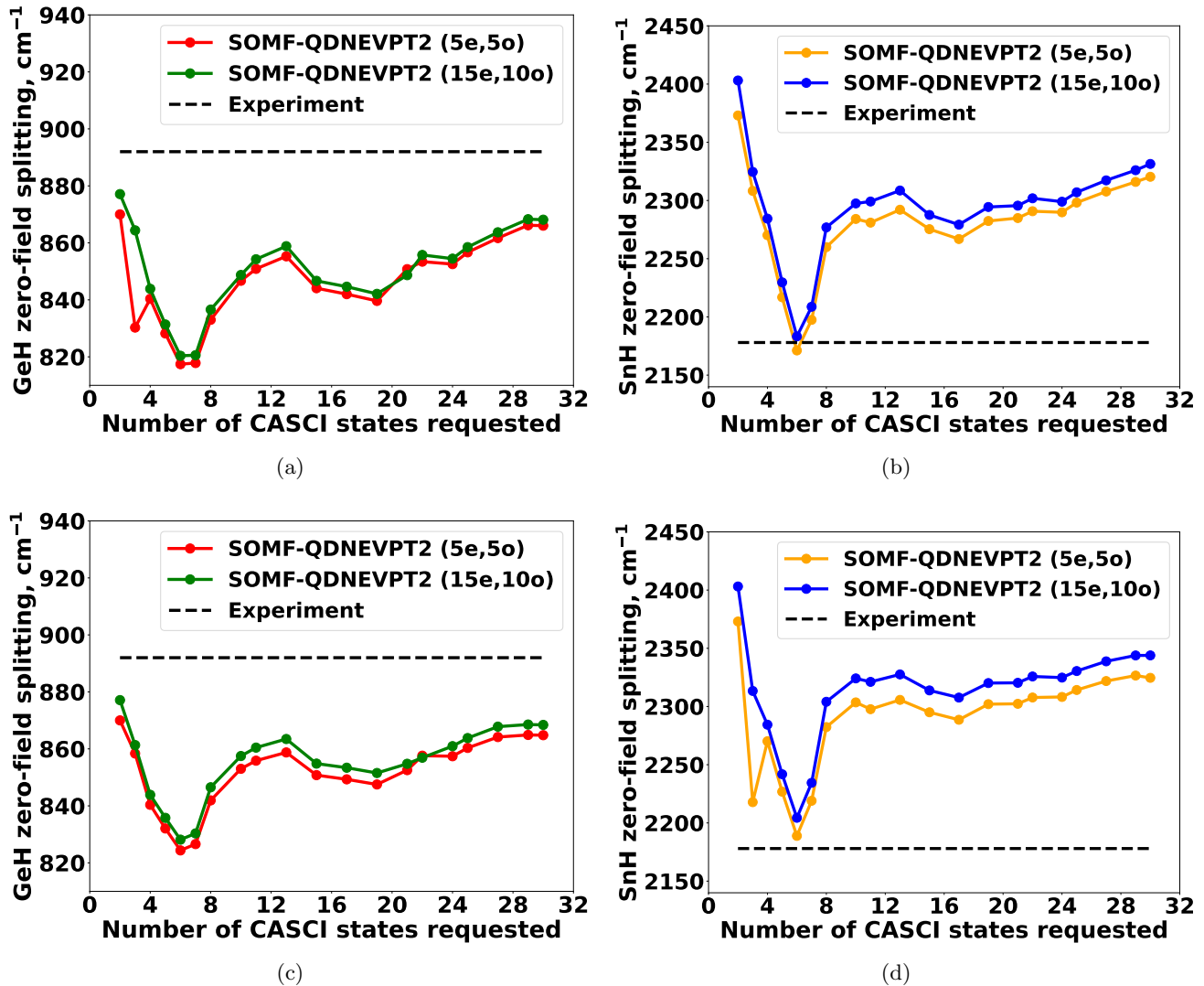


Figure 1: Spin-orbit zero-field splitting in the $^2\Pi$ ground states of GeH (plots a and c) and SnH (plots b and d) computed using SOMF-QDNEVPT2 as the number of CASCI states included in SA-CASSCF and QDNEVPT2 increases. Results are shown for two active spaces: (5e, 5o) and (15e, 10o). In plots a and b, all CASCI states were assigned identical weights in state-averaging. In plots c and d, the weight of $^2\Pi$ ground state was fixed at 50%, while the other states were assigned identical weights.

pared to the data from variational two-component X2C-MRPT2 calculations performed using the same basis set and molecular geometries by Lu et al.⁸⁴ Table 1 also includes the SO-QDNEVPT2 and SOMF-QDNEVPT2 oscillator strengths and the available experimental data for comparison.⁸⁵

For both molecules, the ZFS computed using SO-QDNEVPT2 and SOMF-QDNEVPT2 differ by only 0.1 cm^{-1} , suggesting that the SOMF approximation is very accurate in these systems. For GeH, the QDNEVPT2 methods are in a close agreement with the experiment underestimating ZFS by $\sim 22 \text{ cm}^{-1}$ (2.5 % error). Larger errors (8.9 %) are observed for SnH where the QDNEVPT2 methods overestimate ZFS by $\sim 194 \text{ cm}^{-1}$. As expected,

the oscillator strength of $^2\Pi_{1/2} \rightarrow ^2\Pi_{3/2}$ transition increases with the increasing magnitude of spin-orbit coupling from GeH to SnH. The X2C-MRPT2 method shows the smallest errors relative to experiment ($< 20 \text{ cm}^{-1}$, 0.8 %), suggesting that the variational X2C treatment of spin-orbit coupling is important for very accurate predictions of ZFS in SnH.¹⁰⁰

We now analyze how the ground-state ZFS of GeH and SnH computed using SOMF-QDNEVPT2 depend on the parameters of SA-CASSCF calculations, namely: 1) the size of active space, 2) the number of CASCI states included in SA-CASSCF and QDNEVPT2 model space, and 3) the weights used in state-averaging. Figures 1(a)

and 1(b) show the variation in $^2\Pi$ ZFS of GeH (a) and SnH (b) calculated by increasing the number of CASCI states (N_{states}) from 2 to 30 with identical state-averaging weights for two active spaces: (5e, 5o) and (15e, 10o). Similar trends are observed for both molecules. As N_{states} increases from 2 to 6, the computed ZFS decreases sharply by 7 to 10 %. Upon addition of four more CASCI states ($N_{states} = 10$), ZFS increases by ~ 3 to 5 %. Further increasing N_{states} from 10 to 30 results in a slow increase of ZFS to a value that is just 2 to 3 % lower than the ZFS for $N_{states} = 2$. However, up to $N_{states} = 30$, the dependence of ZFS on the number of CASCI states does not level off. In contrast to strong dependence on N_{states} , the computed ZFS does not change significantly with increasing active space in most calculations, except for GeH with $N_{states} = 3$.

To assess the dependence of ZFS on state-averaging weights, we performed the SOMF-QDNEVPT2 calculations by assigning the $^2\Pi$ ground state a weight of 50% and distributing the other 50 % weight equally among the remaining CASCI states. The ZFS calculated using this approach are shown in Figures 1(c) and 1(d) for GeH and SnH, respectively. Except for $N_{states} = 3$, the results of these calculations are very close to the SOMF-QDNEVPT2 calculations with equal weights for all CASCI states (Figures 1(a) and 1(b)).

Overall, our results suggest that the ZFS calculated using SO-QDNEVPT2 and SOMF-QDNEVPT2 are more sensitive to the number of CASCI states included in SA-CASSCF and QDNEVPT2 than the state-averaging weights assigned to the individual states. While the calculations of ZFS in GeH and SnH have shown weak active-space dependence, we expect that the size of active space may be an important parameter for other systems where the electron correlation effects are more significant.

5.2 Spin-orbit coupling in group 16 hydrides and its basis set dependence

We now turn our attention to group 16 hydrides (OH, SH, SeH, and TeH), which are commonly used for the benchmark of electronic structure theories incorporating relativistic effects.^{33,36,44,100} In this section, our focus is to investigate the dependence of ZFS in the ground $^2\Pi$ state of these systems on the choice of one-electron basis set. Our

study employs three Dunning’s correlation consistent basis sets^{89,101} cc-pVXZ ($X = T, Q, 5$), fully uncontracted cc-pVXZ (unc-cc-pVXZ), and the ANO-RCC basis developed by Roos et al.^{92,93} For the Te atom in TeH, we use the DK3 variants of cc-pVXZ basis sets (cc-pVXZ-DK3, $X = T, Q$).⁹⁴

Table 2 compares the $^2\Pi$ ZFS and oscillator strengths computed using SO-QDNEVPT2 and SOMF-QDNEVPT2 with the data from the RAS(SD)-1SF method³⁶ and experiments.^{85,95,96} For each molecule and basis set, the results of SO-QDNEVPT2 and SOMF-QDNEVPT2 are within 2 cm^{-1} of each other, demonstrating the high accuracy of SOMF approximation. For OH and SH, the simulated ZFS and oscillator strengths show weak basis set dependence. In this case, the ZFS calculated using the five-zeta correlation consistent basis sets (cc-pV5Z and unc-cc-pV5Z) and the ANO-RCC basis set optimized for the calculations with relativistic Hamiltonians agree within 2 cm^{-1} of each other and deviate by less than 21 cm^{-1} from the experiment.

A different situation is observed for SeH where the changes in ZFS and oscillator strengths accelerate with the increasing cardinal number X in cc-pVXZ, suggesting that the results computed using the contracted correlation consistent basis sets that are not optimized for calculations incorporating relativistic effects are far from the basis set limit. This is further supported by the results computed using unc-cc-pVXZ, which show significantly larger ZFS (by $\sim 200 \text{ cm}^{-1}$) and much weaker dependence on the cardinal number X . The ZFS computed using unc-cc-pV5Z (1767 cm^{-1}) is in a close agreement with the ZFS from ANO-RCC (1773 cm^{-1}) and experiment (1763 cm^{-1}). Similar basis set dependence of ZFS is observed in the RAS(SD)-1SF data calculated by Meitei et al.³⁶ For TeH, using the cc-pVXZ-DK3 basis sets ($X = T$ and Q) recontracted for relativistic calculations yields the ZFS values (4295 and 4290 cm^{-1}) that are similar to the ZFS computed with ANO-RCC (4284 cm^{-1}), which overestimates the experimental spin-orbit splitting by 468 cm^{-1} (12.2 % error).

For all group 16 molecules, the ZFS computed using SO-QDNEVPT2 and SOMF-QDNEVPT2 are in much closer agreement with the experimental data than RAS(SD)-1SF. This difference in performance of these methods can be attributed to the importance of dynamical electron correlation that is largely missing in RAS(SD)-1SF, but is incorporated in QDNEVPT2 up to the second order in

Table 2: Spin-orbit zero-field splitting (cm^{-1}) in the $^2\Pi$ ground states of group 16 hydrides computed using SO-QDNEVPT2 and SOMF-QDNEVPT2 with the (7e, 5o) active space averaging over both spatial components of $^2\Pi$ in SA-CASSCF. Results are compared to the calculations using RAS(SD)-1SF method³⁶ and available experimental data.^{85,95,96} Oscillator strengths computed using SO-QDNEVPT2 and SOMF-QDNEVPT2 are given in parentheses.

| Molecule | Basis set | SO-QDNEVPT2 | SOMF-QDNEVPT2 | RAS(SD)-1SF ³⁶ | Experiment ^{85,95,96} |
|----------|-------------|-----------------|-----------------|---------------------------|--------------------------------|
| OH | cc-pVTZ | 137.0 (0.0003) | 135.8 (0.0003) | 134.4 | |
| | cc-pVQZ | 139.3 (0.0003) | 138.2 (0.0003) | 137.4 | |
| | cc-pV5Z | 140.9 (0.0003) | 139.7 (0.0003) | 139.0 | |
| | unc-cc-pVTZ | 137.3 (0.0003) | 136.2 (0.0003) | 135.3 | |
| | unc-cc-pVQZ | 139.6 (0.0003) | 138.5 (0.0003) | 137.6 | |
| | unc-cc-pV5Z | 141.1 (0.0003) | 139.9 (0.0003) | 139.1 | |
| | ANO-RCC | 141.1 (0.0003) | 139.9 (0.0003) | 134.9 | 139 |
| SH | cc-pVTZ | 350.0 (0.0025) | 349.8 (0.0025) | 360.7 | |
| | cc-pVQZ | 349.3 (0.0025) | 349.0 (0.0025) | 362.1 | |
| | cc-pV5Z | 354.7 (0.0026) | 354.5 (0.0026) | 392.7 | |
| | unc-cc-pVTZ | 355.3 (0.0026) | 355.1 (0.0026) | 384.0 | |
| | unc-cc-pVQZ | 356.3 (0.0026) | 356.1 (0.0026) | 387.8 | |
| | unc-cc-pV5Z | 356.4 (0.0026) | 356.2 (0.0026) | 390.0 | |
| | ANO-RCC | 356.0 (0.0027) | 355.8 (0.0027) | 354.3 | 377 |
| SeH | cc-pVTZ | 1544.1 (0.0149) | 1544.0 (0.0149) | 1603.0 | |
| | cc-pVQZ | 1542.5 (0.0151) | 1542.4 (0.0151) | 1634.1 | |
| | cc-pV5Z | 1585.1 (0.0155) | 1584.9 (0.0155) | 1711.6 | |
| | unc-cc-pVTZ | 1761.5 (0.0172) | 1761.4 (0.0171) | 1718.5 | |
| | unc-cc-pVQZ | 1765.9 (0.0173) | 1765.8 (0.0173) | 1729.6 | |
| | unc-cc-pV5Z | 1766.9 (0.0174) | 1766.7 (0.0174) | | |
| | ANO-RCC | 1773.1 (0.0175) | 1773.0 (0.0175) | 1828.2 | 1763 |
| TeH | cc-pVTZ-DK3 | 4294.6 (0.0593) | 4294.5 (0.0593) | | |
| | cc-pVQZ-DK3 | 4290.3 (0.0595) | 4290.2 (0.0595) | | |
| | ANO-RCC | 4284.1 (0.0596) | 4284.0 (0.0596) | 4602.3 | 3816 |

multireference perturbation theory.

5.3 Ground- and excited-state spin-orbit coupling in 3d and 4d transition metal ions

To assess the performance of SO-QDNEVPT2 and SOMF-QDNEVPT2 for transition metal systems, we calculated ZFS in the ground and excited states of 3d and 4d metal ions with the 2+ charge (M^{2+}). We consider all M^{2+} ions with electronic configurations nd^1 to nd^9 except nd^5 , which does not show spin-orbit coupling in the ground 6S state. In the weak LS-coupling regime, the energy levels of spin-orbit-coupled states E_J can be expressed as follows:¹⁰⁹

$$E_J = E_{LS} + \frac{1}{2}\lambda[J(J+1) - L(L+1) - S(S+1)] , \quad (31)$$

where E_{LS} is the energy of electronic term with quantum numbers L and S that does not incorporate spin-orbit coupling, J is the quantum number of total angular momentum, and λ is the spin-orbit

coupling constant (SOCC), which is related to the energy spacing between two levels:

$$E_J - E_{J-1} = \lambda J . \quad (32)$$

Since E_J increases with increasing J for nd^1 to nd^4 and decreases with increasing J for nd^6 to nd^9 , λ can take either positive or negative values. In practice, the SOCC calculated using Eq. (32) for a particular electronic term show dependence on J and have different values for different pairs of energy levels E_J and E_{J-1} . To quantify ZFS in M^{2+} using a single parameter, we compute the total SOCC

$$\Lambda = \sum_J \lambda_J \quad (33)$$

where λ_J is obtained using Eq. (32).

Figure 2 shows the total SOCC (Λ) calculated using the QDNEVPT2 methods and experimental data for the ground electronic terms of 3d and 4d transition metal ions, respectively. In each row of periodic table, the magnitude of Λ increases with increasing nuclear charge. For the 3d metal ions, the SO-QDNEVPT2 and SOMF-

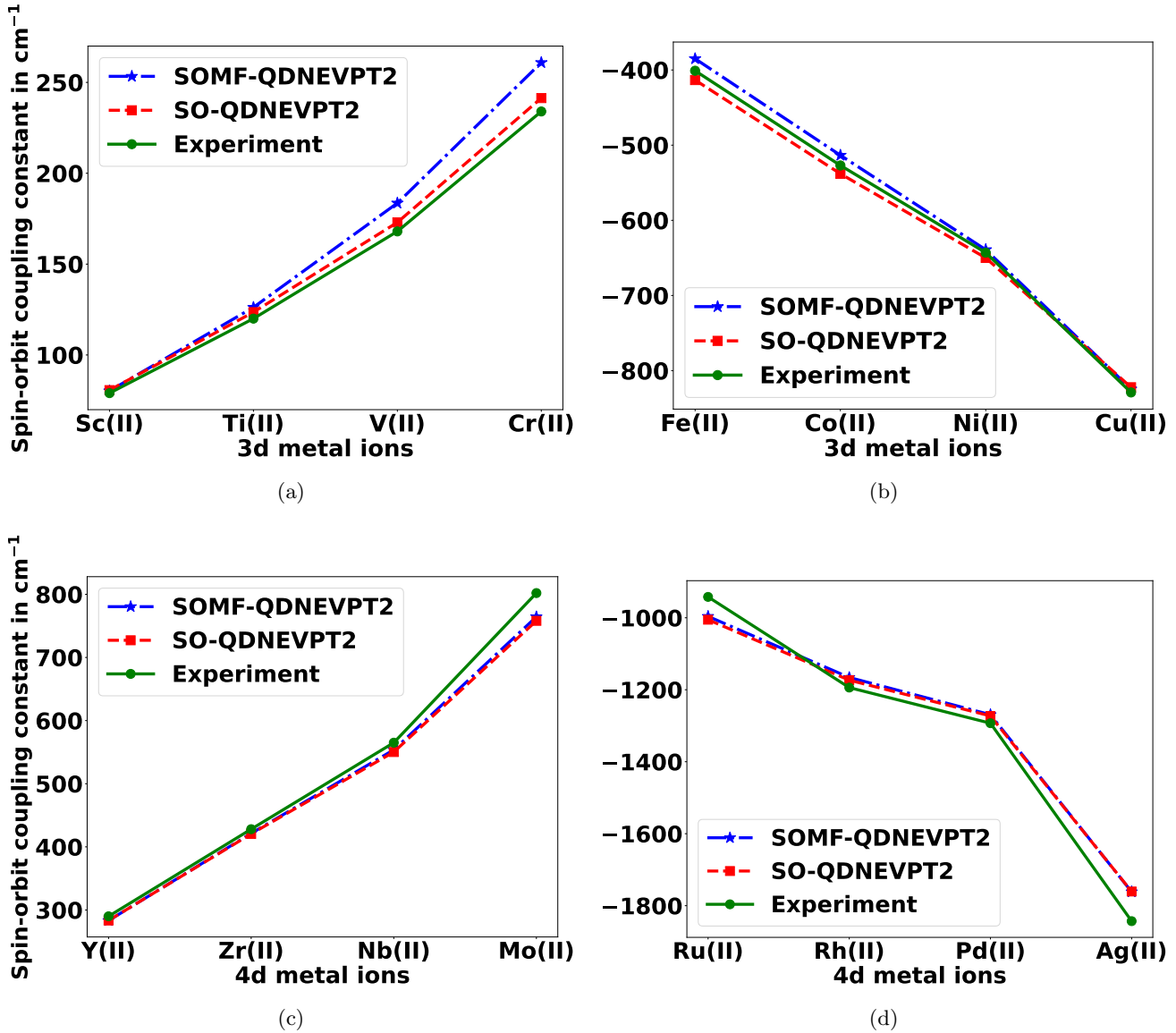


Figure 2: Total spin-orbit coupling constants (cm^{-1}) calculated for the ground electronic terms of 3d (a, b) and 4d (c, d) transition metal ions (M^{2+}) using SO- and SOMF-QDNEVPT2 in comparison to experimental data.^{102–108}

QDNEVPT2 results show significant differences (Figures 2(a) and 2(b)). The best agreement with the experiment¹⁰⁸ is shown by SO-QDNEVPT2 that predicts Λ with errors of 3.1 % or less. The SOMF-QDNEVPT2 method yields larger Λ overestimating the experimental SOCC by up to 11.5 %. The most noticeable errors of SOMF approximation are observed in the middle of 3d transition metal row (V^{2+} , Cr^{2+} , Fe^{2+} , and Co^{2+}), indicating that the two-electron spin-orbit interactions neglected in SOMF are important for these metal ions. In contrast to the 3d ions, for the 4d transition metal row SO-QDNEVPT2 and SOMF-QDNEVPT2 predict very similar SOCC that differ

by less than 10 cm^{-1} ($< 1 \%$) from each other (Figures 2(c) and 2(d)). When compared to the experimental data, the errors of QDNEVPT2 methods in 4d SOCC do not exceed 6.7 %. The higher accuracy of SOMF approximation in the 4d metal ions may be attributed to the greater radial extent of 4d orbitals compared to that in 3d orbitals leading to a reduced contribution from two-electron spin-orbit coupling effects.

Figure 3 shows the SO-QDNEVPT2 and SOMF-QDNEVPT2 errors in total SOCC for the selected excited electronic terms of 3d and 4d metal ions. In these calculations, we excluded Ru^{2+} , which exhibited convergence problems when excited elec-

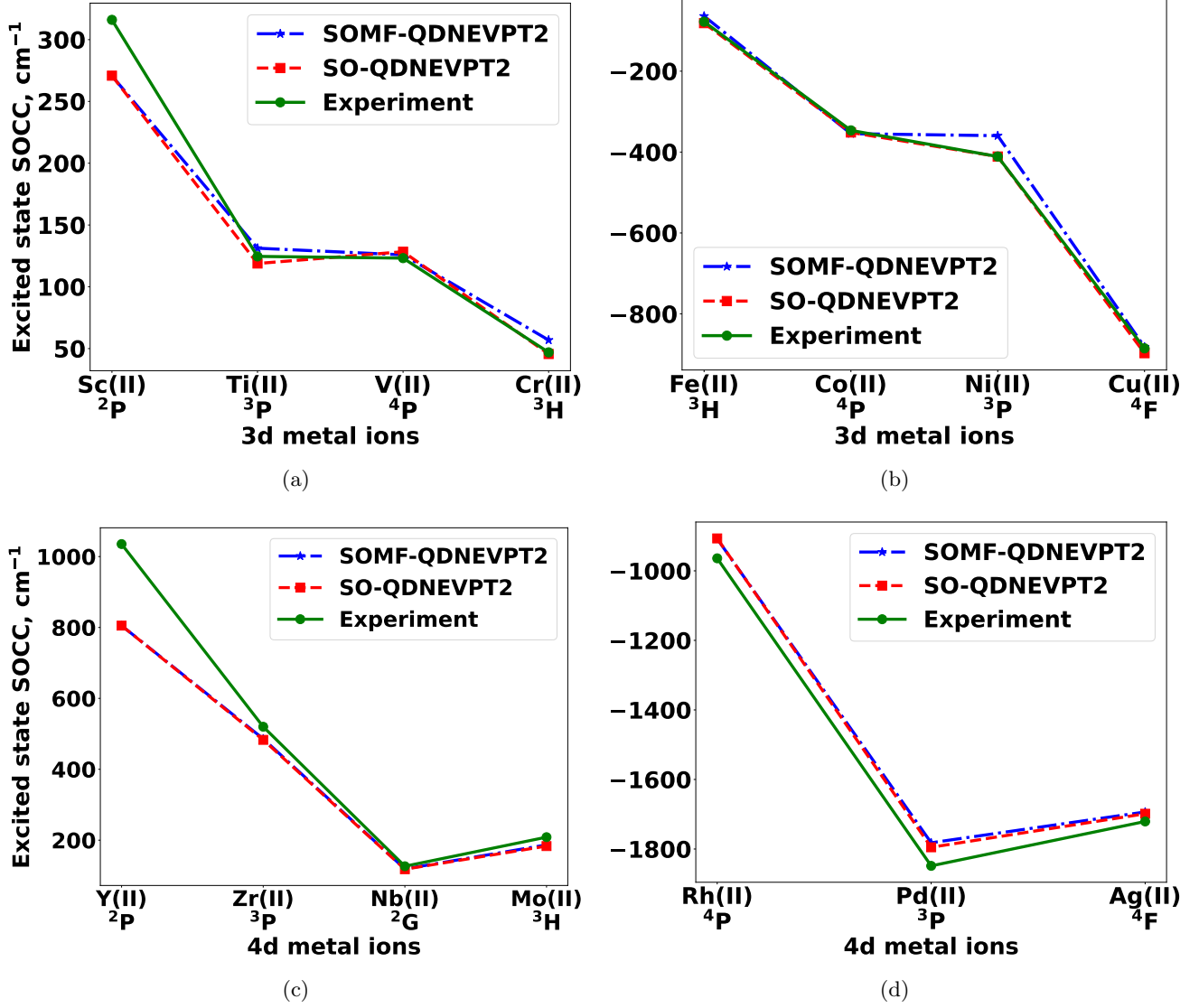


Figure 3: Total spin-orbit coupling constants (cm^{-1}) calculated for the excited electronic terms of 3d (a, b) and 4d (c, d) transition metal ions (M^{2+}) using SO- and SOMF-QDNEVPT2 relative to experimental data.^{102–108}

tronic states were included in SA-CASSCF. As in Figure 2, SOMF-QDNEVPT2 shows significantly larger SOMF errors in the excited-state Λ of 3d metal ions compared to those of 4d ions (Figures 3(a) and 3(b)). These errors of SOMF approximation become particularly noticeable for the ions with two (or more) electrons or holes in the d -shell (Ti to Ni) where they contribute up to 25 % of the total SOMF-QDNEVPT2 error in SOCC. For the excited states of 4d metal ions, the SOMF approximation is once again very accurate, resulting in similar SOCC computed using SO-QDNEVPT2 and SOMF-QDNEVPT2 (Figures 3(c) and 3(d)). Overall, the best agreement with experimental data is demonstrated by SO-

QDNEVPT2 that is significantly more accurate than SOMF-QDNEVPT2 for the 3d metals ions.

5.4 Low-lying electronic states of NpO_2^{2+} and PuO_2^{2+}

Finally, to test the limits of SO-QDNEVPT2 and SOMF-QDNEVPT2 applicability, we use these methods to compute the low-lying electronic states of two actinide dioxides, neptunyl (VI) (NpO_2^{2+}) and plutonyl (VI) (PuO_2^{2+}) dications, which present major challenges for theories that employ perturbative treatment of spin-orbit coupling.^{78,98,99,110,111}

In NpO_2^{2+} , the spin-orbit coupling mixes the

Table 3: Excited-state energies (in cm^{-1}) of NpO_2^{2+} computed using four methods, relative to the ${}^2\Phi_{5/2u}$ ground state. The QDNEVPT2 and CASPT2-SO⁹⁹ methods employed the (7e, 10o) active space and the ANO-RCC-VTZP basis set. In the SO-SHCI calculations,⁷⁸ the (17e, 143o) active space was used.

| Electronic state | SOMF-QDNEVPT2 | SO-QDNEVPT2 | CASPT2-SO ⁹⁹ | SO-SHCI ^a |
|---------------------|---------------|-------------|-------------------------|----------------------|
| ${}^2\Phi_{5/2u}$ | 0.0 | 0.0 | 0.0 | 0.0 |
| ${}^2\Delta_{3/2u}$ | 3549.2 | 3550.7 | 3107 | 3857 |
| ${}^2\Phi_{7/2u}$ | 8000.4 | 8001.1 | 8080 | 8675 |
| ${}^2\Delta_{5/2u}$ | 9470.4 | 9470.2 | 9313 | 10077 |

^a The SO-SHCI excitation energies from Ref. 78 used a modified ANO-RCC-VTZP basis set with the $5s4p2d1f$ contraction for the oxygen atoms.

Table 4: Contributions (in %) to the spin-orbit-coupled electronic states of NpO_2^{2+} computed using SO-QDNEVPT2 and CASPT2-SO⁹⁹ methods.

| Electronic state | SO-QDNEVPT2 | CASPT2-SO ⁹⁹ |
|---------------------|-----------------------------------------|-------------------------------------|
| ${}^2\Phi_{5/2u}$ | 89.1 ${}^2\Phi_u$ + 10.6 ${}^2\Delta_u$ | 88 ${}^2\Phi_u$ + 12 ${}^2\Delta_u$ |
| ${}^2\Delta_{3/2u}$ | 98.5 ${}^2\Delta_u$ + 1.4 ${}^2\Pi_u$ | 98 ${}^2\Delta_u$ + 2 ${}^2\Pi_u$ |
| ${}^2\Phi_{7/2u}$ | 99.8 ${}^2\Phi_u$ | 100 ${}^2\Phi_u$ |
| ${}^2\Delta_{5/2u}$ | 89.4 ${}^2\Delta_u$ + 10.5 ${}^2\Phi_u$ | 89 ${}^2\Delta_u$ + 11 ${}^2\Phi_u$ |

${}^2\Phi_u$ and ${}^2\Delta_u$ electronic terms originating from $5f^1$ configuration, which gives rise to the ${}^2\Phi_{5/2u}$, ${}^2\Delta_{3/2u}$, ${}^2\Phi_{7/2u}$, and ${}^2\Delta_{5/2u}$ electronic states. The relative energies of these states computed using SO-QDNEVPT2 and SOMF-QDNEVPT2 are presented in Table 3. For comparison, we also show the results from the CASPT2-SO study by Gendron et al. that employs the perturbative treatment of spin-orbit coupling using the Douglas-Kroll-Hess (DKH) Hamiltonian⁹⁹ and from the variational implementation of spin-orbit semistochastic heat bath configuration interaction (SO-SHCI) by Mussard et al. employing the two-component X2C Hamiltonian.⁷⁸ All excitation energies reported in Table 3 were calculated using the same molecular geometry and the ANO-RCC-VTZP basis set (180 molecular orbitals), with the exception of SO-SHCI calculations where ANO-RCC-VTZP was modified by including eight additional basis functions as described in Table 3 (188 molecular orbitals). Since the SO-SHCI calculations achieved the highest level of electron correlation and spin-orbit coupling treatment in the (17e, 143o) active space, we consider their results as the theoretical best estimate of excitation energies in NpO_2^{2+} . We note, however, that the SO-SHCI study did not incorporate dynamical correlation for the 90 electrons outside the active space, which was accounted for in the SO-QDNEVPT2, SOMF-QDNEVPT2, and CASPT2-SO calculations.

The best agreement with SO-SHCI in Ta-

ble 3 is shown by SO-QDNEVPT2 and SOMF-QDNEVPT2, which predict the ${}^2\Delta_{3/2u}$, ${}^2\Phi_{7/2u}$, and ${}^2\Delta_{5/2u}$ excitation energies with the mean absolute error (MAE) of $\sim 529 \text{ cm}^{-1}$. Due to the one-electron character of all excitations in NpO_2^{2+} , the errors introduced by the SOMF approximation are less than 2 cm^{-1} . The CASPT2-SO method exhibits larger errors for the ${}^2\Delta_{3/2u}$ and ${}^2\Delta_{5/2u}$ states and MAE of 703 cm^{-1} relative to SO-SHCI. Table 4 demonstrates that both types of multireference perturbation theories predict similar composition of spin-orbit-coupled electronic states, estimating the mixing between ${}^2\Phi_u$ and ${}^2\Delta_u$ for $J = 5/2$ of ~ 11 to 12% .

The excited-state energies of PuO_2^{2+} computed using SO-QDNEVPT2, SOMF-QDNEVPT2, and CASPT2-SO⁹⁹ are shown in Table 5. Due to the $5f^2$ configuration of Pu, the energy level diagram of PuO_2^{2+} is much more complicated than that of NpO_2^{2+} with several electronic terms mixing with each other upon incorporating the spin-orbit coupling effects. The SO-QDNEVPT2 and CASPT2-SO calculations show similar results. Both methods predict the same ordering of electronic states with excitation energies differing by less than 500 cm^{-1} . As shown in Table 6, SO-QDNEVPT2 and CASPT2-SO also agree in the assignments of each state, predicting the contributions from each electronic term within 5% of each other. Introducing the SOMF approximation changes the excitation energies by at most 18.1 cm^{-1} , which is notice-

Table 5: Excited-state energies (in cm^{-1}) of PuO_2^{2+} computed using three methods and the ANO-RCC-VTZP basis set, relative to the 4_g ground state. The QDNEVPT2 and CASPT2-SO⁹⁹ methods employed the (8e, 10o) active space.

| Electronic state | SOMF-QDNEVPT2 | SO-QDNEVPT2 | CASPT2-SO ⁹⁹ |
|------------------|---------------|-------------|-------------------------|
| 4_g | 0.0 | 0.0 | 0.0 |
| 0_g^+ | 2924.9 | 2922.3 | 3132 |
| 1_g | 5176.5 | 5169.0 | 5464 |
| 5_g | 7197.2 | 7186.9 | 7238 |
| 0_g^- | 10679.0 | 10673.7 | 11171 |
| 1_g | 11393.1 | 11375.0 | 11682 |

Table 6: Contributions (in %) to the spin-orbit-coupled electronic states of PuO_2^{2+} computed using SO-QDNEVPT2 and CASPT2-SO⁹⁹ methods.

| Electronic state | SO-QDNEVPT2 | CASPT2-SO ⁹⁹ |
|------------------|------------------------------------------------------------|------------------------------------------------------|
| 4_g | 95.4 3H_g + 3.8 $^1\Gamma_g$ | 98 3H_g + 2 $^1\Gamma_g$ |
| 0_g^+ | 53.4 $^3\Sigma_g^-$ + 30.7 $^3\Pi_g$ + 14.0 $^1\Sigma_g^+$ | 54 $^3\Sigma_g^-$ + 26 $^3\Pi_g$ + 17 $^1\Sigma_g^+$ |
| 1_g | 52.6 $^3\Pi_g$ + 25.9 $^3\Sigma_g^-$ + 18.8 $^1\Pi_g$ | 49 $^3\Pi_g$ + 26 $^3\Sigma_g^-$ + 23 $^1\Pi_g$ |
| 5_g | 98.8 3H_g | 99 3H_g |
| 0_g^- | 99.9 $^3\Pi_g$ | 100 $^3\Pi_g$ |
| 1_g | 69.9 $^3\Sigma_g^-$ + 19.4 $^1\Pi_g$ + 8.5 $^3\Pi_g$ | 70 $^3\Sigma_g^-$ + 17 $^1\Pi_g$ + 8 $^3\Pi_g$ |

ably greater than the SOMF error in NpO_2^{2+} , but is much smaller than the energy spacing between spin-orbit-coupled states.

6 Conclusions

In this work, we presented the first implementation of spin-orbit coupling effects in fully internally contracted second-order quasidegenerate N -electron valence perturbation theory (QDNEVPT2). Our implementation provides two methods for incorporating spin-orbit coupling up to the first order in perturbation theory: 1) using the full Breit-Pauli (BP) relativistic Hamiltonian (SO-QDNEVPT2) and 2) approximating the BP Hamiltonian using the spin-orbit mean-field approach (SOMF-QDNEVPT2). The SO-QDNEVPT2 and SOMF-QDNEVPT2 methods have several attractive features: i) they combine the description of static electron correlation with a computationally efficient treatment of dynamic correlation and spin-orbit coupling in near-degenerate electronic states; ii) they are fully invariant with respect to the transformations within the subspaces of core, active, and external molecular orbitals; iii) they achieve a lower computational scaling with the active space size than conventional QDNEVPT2 by avoiding the calculation of four-particle reduced density matrices without introducing any approximations;

iv) they take advantage of full internal contraction while preserving the degeneracy of spin-orbit-coupled states; and v) they enable computing transition properties, such as oscillator strengths. In addition, comparing the results of SO-QDNEVPT2 and SOMF-QDNEVPT2 allows to quantify and systematically analyze the errors of SOMF approximation.

To demonstrate the capabilities of SO-QDNEVPT2 and SOMF-QDNEVPT2 and benchmark their accuracy, we computed the zero-field splitting (ZFS) in the ground electronic states of group 14 and 16 hydrides, the ground and excited states of $3d$ and $4d$ transition metal ions, and the low-lying electronic states of actinide oxides (NpO_2^{2+} and PuO_2^{2+}). Our results demonstrate that SO-QDNEVPT2 predicts accurate ZFS for the compounds of elements up to the fourth row of periodic table where errors of less than 5 % relative to experimental data are observed. For the fifth-row elements (in SnH , TeH , and $4d$ transition metal ions), the errors in ZFS increase up to ~ 10 %. In actinides, the SO-QDNEVPT2 results are in a good agreement with the data from CASPT2-SO and SO-SHCI methods for the energy spacings between electronic states and the characters of their wavefunctions. The SOMF-QDNEVPT2 and SO-QDNEVPT2 results are very similar to each other for all systems but the $3d$ transition metal ions, where the SOMF approximation significantly

increases the errors in computed ZFS relative to experiment.

Overall, our results demonstrate that SO-QDNEVPT2 and SOMF-QDNEVPT2 are promising approaches for simulating spin-orbit coupling in the ground and excited states of chemical systems with multireference electronic structure. Future work in our group will focus on improving the accuracy of these methods for the heavier (>4th row) elements and their extensions to simulate the magnetic properties of molecules.

Supporting Information Available

See Supplementary Information for the numerical assessment of amplitude averaging in Eq. (29), composition of active spaces in the calculations of group 14 and 16 hydrides, additional computational details for the study of 3d and 4d transition metal ions, and the results of SA-CASSCF and QDNEVPT2 calculations for NpO_2^{2+} and PuO_2^{2+} .

Acknowledgement

This work was supported by the start-up funds from the Ohio State University. Additionally, A.Y.S. was supported by National Science Foundation, under Grant No. CHE-2044648. The authors would like to thank Lan Cheng, Xubo Wang, and Sandeep Sharma for insightful discussions.

References

- (1) Pyykkö, P. Relativistic Effects in Chemistry: More Common Than You Thought. *Ann. Rev. Phys. Chem.* **2012**, *63*, 45–64.
- (2) Cao, Z.; Li, Z.; Wang, F.; Liu, W. Combining the spin-separated exact two-component relativistic Hamiltonian with the equation-of-motion coupled-cluster method for the treatment of spin-orbit splittings of light and heavy elements. *Phys. Chem. Chem. Phys.* **2017**, *19*, 3713–3721.
- (3) Malmqvist, P.; Roos, B. O.; Schimmelpfennig, B. The restricted active space (RAS) state interaction approach with spin-orbit coupling. *Chem. Phys. Lett.* **2002**, *357*, 230–240.
- (4) Lee, N.; Petrenko, T.; Bergmann, U.; Neese, F.; Debeer, S. Probing valence orbital composition with iron $K\beta$ x-ray emission spectroscopy. *J. Am. Chem. Soc.* **2010**, *132*, 9715–9727.
- (5) Kasper, J. M.; Lestranger, P. J.; Stetina, T. F.; Li, X. Modeling L_{2,3}-Edge X-ray Absorption Spectroscopy with Real-Time Exact Two-Component Relativistic Time-Dependent Density Functional Theory. *J. Chem. Theory Comput.* **2018**, *14*, 1998–2006.
- (6) Maganas, D.; Kowalska, J. K.; Nooijen, M.; Debeer, S.; Neese, F. Comparison of multireference ab initio wavefunction methodologies for X-ray absorption edges: A case study on $[\text{Fe}(\text{II/III})\text{Cl}_4]^{2-/1-}$ molecules. *J. Chem. Phys.* **2019**, *150*, 104106.
- (7) Carbone, J. P.; Cheng, L.; Myhre, R. H.; Matthews, D.; Koch, H.; Coriani, S. An analysis of the performance of coupled cluster methods for K-edge core excitations and ionizations using standard basis sets. *Adv. Quantum Chem.* **2019**, *79*, 241–261.
- (8) Stetina, T. F.; Kasper, J. M.; Li, X. Modeling L_{2,3}-edge X-ray absorption spectroscopy with linear response exact two-component relativistic time-dependent density functional theory. *J. Chem. Phys.* **2019**, *150*, 234103.
- (9) Vidal, M. L.; Coriani, S.; Pokhilko, P.; Krylov, A. I. Equation-of-motion coupled-cluster theory to model l-edge x-ray absorption and photoelectron spectra. *J. Phys. Chem. Lett.* **2020**, *11*, 8314–8321.
- (10) Kenneth G. Dyall, K. F. J. *Introduction to Relativistic Quantum Chemistry*; Oxford University Press Inc.: New York, 1995.
- (11) Saue, T. Relativistic Hamiltonians for Chemistry : A Primer. *ChemPhysChem* **2011**, *12*, 3077–3094.
- (12) Markus Reiher, A. W. *Relativistic Quantum Chemistry: The Fundamental Theory of Molecular Science*; Wiley-VCH: New York, 2014.

- (13) Douglas, M.; Kroll, N. M. Quantum electrodynamical corrections to the fine structure of helium. *Ann. Phys.* **1974**, *82*, 89–155.
- (14) Van Lenthe, E.; Baerends, E. J.; Snijders, J. G. Relativistic regular two-component Hamiltonians. *J. Chem. Phys.* **1993**, *99*, 4597–4610.
- (15) Barysz, M.; Sadlej, A. J.; Snijders, J. G. Nonsingular two/one-component relativistic Hamiltonians accurate through arbitrary high order in α^2 . *Int. J. Quant. Chem.* **1997**, *65*, 225–239.
- (16) Sadlej, A. J.; Snijders, J. G.; Van Lenthe, E.; Baerends, E. J. Four component regular relativistic Hamiltonians and the perturbational treatment of Dirac’s equation. *J. Chem. Phys.* **1995**, *102*, 1758–1766.
- (17) Dyall, K. G. Interfacing relativistic and non-relativistic methods. I. Normalized elimination of the small component in the modified Dirac equation. *J. Chem. Phys.* **1997**, *106*, 9618–9626.
- (18) Neese, F.; Solomon, E. I. Calculation of Zero-Field Splittings, g-Values, and the Relativistic Nephelauxetic Effect in Transition Metal Complexes. Application to High-Spin Ferric Complexes. *Inorg. Chem.* **1998**, *37*, 6568–6582.
- (19) Wolf, A.; Reiher, M.; Heß, B. A. The generalized Douglas-Kroll transformation. *J. Chem. Phys.* **2002**, *117*, 9215–9226.
- (20) Barysz, M.; Sadlej, A. J. Infinite-order two-component theory for relativistic quantum chemistry. *J. Chem. Phys.* **2002**, *116*, 2696–2704.
- (21) Reiher, M.; Wolf, A. Exact decoupling of the Dirac Hamiltonian. I. General theory. *J. Chem. Phys.* **2004**, *121*, 2037–2047.
- (22) Reiher, M.; Wolf, A. Exact decoupling of the Dirac Hamiltonian. II. The generalized Douglas-Kroll-Hess transformation up to arbitrary order. *J. Chem. Phys.* **2004**, *121*, 10945.
- (23) Neese, F. Efficient and accurate approximations to the molecular spin-orbit coupling operator and their use in molecular g-tensor calculations. *J. Chem. Phys.* **2005**, *122*, 034107.
- (24) Kutzelnigg, W.; Liu, W. Quasirelativistic theory equivalent to fully relativistic theory. *J. Chem. Phys.* **2005**, *123*, 241102.
- (25) Ganyushin, D.; Neese, F. First-principles calculations of zero-field splitting parameters. *J. Chem. Phys.* **2006**, *125*, 024103.
- (26) Liu, W.; Peng, D. Infinite-order quasirelativistic density functional method based on the exact matrix quasirelativistic theory. *J. Chem. Phys.* **2006**, *125*, 044102.
- (27) Ilias, M.; Saue, T. An infinite-order two-component relativistic Hamiltonian by a simple one-step transformation. *J. Chem. Phys.* **2007**, *126*, 064102.
- (28) Peng, D.; Liu, W.; Xiao, Y.; Cheng, L. Making four- and two-component relativistic density functional methods fully equivalent based on the idea of ”from atoms to molecule”. *J. Chem. Phys.* **2007**, *127*, 104106.
- (29) Liu, W.; Peng, D. Exact two-component Hamiltonians revisited. *J. Chem. Phys.* **2009**, *131*, 031104.
- (30) Kutzelnigg, W. Solved and unsolved problems in relativistic quantum chemistry. *Chem. Phys.* **2012**, *395*, 16–34.
- (31) Peng, D.; Middelndorf, N.; Weigend, F.; Reiher, M. An efficient implementation of two-component relativistic exact-decoupling methods for large molecules. *J. Chem. Phys.* **2013**, *138*, 184105.
- (32) Cheng, L.; Gauss, J. Perturbative treatment of spin-orbit coupling within spin-free exact two-component theory. *J. Chem. Phys.* **2014**, *141*, 164107.
- (33) Epifanovsky, E.; Klein, K.; Stopkowicz, S.; Gauss, J.; Krylov, A. I. Spin-orbit couplings within the equation-of-motion coupled-cluster framework: Theory, implementation, and benchmark calculations. *J. Chem. Phys.* **2015**, *143*, 64102.

- (34) Egidi, F.; Goings, J. J.; Frisch, M. J.; Li, X. Direct Atomic-Orbital-Based Relativistic Two-Component Linear Response Method for Calculating Excited-State Fine Structures. *J. Chem. Theory Comput.* **2016**, *12*, 3711–3718.
- (35) Konecny, L.; Kadek, M.; Komorovsky, S.; Malkina, O. L.; Ruud, K.; Repisky, M. Acceleration of Relativistic Electron Dynamics by Means of X2C Transformation: Application to the Calculation of Nonlinear Optical Properties. *J. Chem. Theory Comput.* **2016**, *12*, 5823–5833.
- (36) Meitei, O. R.; Houck, S. E.; Mayhall, N. J. Spin-Orbit Matrix Elements for a Combined Spin-Flip and IP/EA approach. *J. Chem. Theory Comput.* **2020**, *16*, 3597–3606.
- (37) Angeli, C.; Cimiraglia, R.; Evangelisti, S.; Leininger, T.; Malrieu, J. P. Introduction of n-electron valence states for multireference perturbation theory. *J. Chem. Phys.* **2001**, *114*, 10252.
- (38) Angeli, C.; B., S.; Cestari, M.; Cimiraglia, R. A quasidegenerate formulation of the second order n-electron valence state perturbation theory approach. *J. Chem. Phys.* **2004**, *121*, 4043–4049.
- (39) Park, J. W. Analytical Gradient Theory for Strongly Contracted (SC) and Partially Contracted (PC) N-Electron Valence State Perturbation Theory (NEVPT2). *J. Chem. Theory Comput.* **2019**, *15*, 5417–5425.
- (40) Nishimoto, Y. Locating conical intersections using the quasidegenerate partially and strongly contracted NEVPT2 methods. *Chem. Phys. Lett.* **2020**, *744*, 137219.
- (41) Sharma, S.; Jeanmairet, G.; Alavi, A. Quasidegenerate perturbation theory using matrix product states. *J. Chem. Phys.* **2016**, *144*, 034103.
- (42) Neese, F.; Wennmohs, F.; Becker, U.; Riplinger, C. The ORCA quantum chemistry program package. *J. Chem. Phys.* **2020**, *152*, 224108.
- (43) Heß, B. A.; Marian, C. M.; Wahlgren, U.; Gropen, O. A mean-field spin-orbit method applicable to correlated wavefunctions. *Chem. Phys. Lett.* **1996**, *251*, 365–371.
- (44) Berning, A.; Schweizer, M.; Werner, H.-J.; Knowles, P. J.; Palmieri, P. Spin-orbit matrix elements for internally contracted multireference configuration interaction wavefunctions Spin-orbit matrix elements for internally contracted mult. *Mol. Phys.* **2000**, *98*, 1823–1833.
- (45) Neese, F. Calculation of the zero-field splitting tensor on the basis of hybrid density functional and Hartree-Fock theory. *J. Chem. Phys.* **2007**, *127*, 164112.
- (46) Duboc, C.; Ganyushin, D.; Sivalingam, K.; Collomb, M. N.; Neese, F. Systematic theoretical study of the zero-field splitting in coordination complexes of Mn(III). Density functional theory versus multireference wave function approaches. *J. Phys. Chem. A* **2010**, *114*, 10750–10758.
- (47) Maurice, R.; Sivalingam, K.; Ganyushin, D.; Guihéry, N.; De Graaf, C.; Neese, F. Theoretical determination of the zero-field splitting in copper acetate monohydrate. *Inorg. Chem.* **2011**, *50*, 6229–6236.
- (48) Atanasov, M.; Comba, P.; Helmle, S.; Müller, D.; Neese, F. Zero-field splitting in a series of structurally related mononuclear Ni II-bispidine complexes. *Inorg. Chem.* **2012**, *51*, 12324–12335.
- (49) Atanasov, M.; Aravena, D.; Suturina, E.; Bill, E.; Maganas, D.; Neese, F. First principles approach to the electronic structure, magnetic anisotropy and spin relaxation in mononuclear 3d-transition metal single molecule magnets. *Coord. Chem. Rev.* **2015**, *289-290*, 177–214.
- (50) Retegan, M.; Cox, N.; Pantazis, D. A.; Neese, F. A first-principles approach to the calculation of the on-site zero-field splitting in polynuclear transition metal complexes. *Inorg. Chem.* **2014**, *53*, 11785–11793.
- (51) Lang, L.; Atanasov, M.; Neese, F. Improvement of Ab Initio Ligand Field Theory by Means of Multistate Perturbation Theory. *J. Phys. Chem* **2020**, *2020*, 1025–1037.

- (52) Guo, Y.; Sivalingam, K.; Valeev, E. F.; Neese, F. SparseMaps—A systematic infrastructure for reduced-scaling electronic structure methods. III. Linear-scaling multireference domain-based pair natural orbital N-electron valence perturbation theory. *J. Chem. Phys.* **2016**, *144*, 094111.
- (53) Sokolov, A. Y.; Chan, G. K. L. A time-dependent formulation of multi-reference perturbation theory. *J. Chem. Phys.* **2016**, *144*, 064102.
- (54) Sivalingam, K.; Krupicka, M.; Auer, A. A.; Neese, F. Comparison of fully internally and strongly contracted multireference configuration interaction procedures. *J. Chem. Phys.* **2016**, *145*, 054104.
- (55) Angeli, C.; Cimiraglia, R.; Malrieu, J. P. n-electron valence state perturbation theory: A spinless formulation and an efficient implementation of the strongly contracted and of the partially contracted variants. *J. Chem. Phys.* **2002**, *117*, 9138.
- (56) Angeli, C.; Bories, B.; Cavallini, A.; Cimiraglia, R. Third-order multireference perturbation theory: The n-electron valence state perturbation-theory approach. *J. Chem. Phys.* **2006**, *124*, 054108.
- (57) Hinze, J. MC-SCF. I. The multi-configuration self-consistent-field method. *J. Chem. Phys.* **1973**, *59*, 6424–6432.
- (58) Werner, H. J.; Meyer, W. A quadratically convergent MCSCF method for the simultaneous optimization of several states. *J. Chem. Phys.* **1980**, *74*, 5794.
- (59) Roos, B. O.; Taylor, P. R.; Sigbahn, P. E. A complete active space SCF method (CASSCF) using a density matrix formulated super-CI approach. *Chem. Phys.* **1980**, *48*, 157–173.
- (60) Werner, H. J.; Knowles, P. J. A second order multiconfiguration SCF procedure with optimum convergence. *J. Chem. Phys.* **1985**, *82*, 5053.
- (61) Siegbahn, P. E.; Almlöf, J.; Heiberg, A.; Roos, B. O. The complete active space SCF (CASSCF) method in a Newton–Raphson formulation with application to the HNO molecule. *J. Chem. Phys.* **1981**, *74*, 2384.
- (62) Dyall, K. G. The choice of a zeroth-order Hamiltonian for second-order perturbation theory with a complete active space self-consistent-field reference function. *J. Chem. Phys.* **1995**, *102*, 4909.
- (63) Sharma, S.; Chan, G. K. L. Communication: A flexible multi-reference perturbation theory by minimizing the Hylleraas functional with matrix product states. *J. Chem. Phys.* **2014**, *141*, 111101.
- (64) Sokolov, A. Y.; Guo, S.; Ronca, E.; Chan, G. K. L. Time-dependent N-electron valence perturbation theory with matrix product state reference wavefunctions for large active spaces and basis sets: Applications to the chromium dimer and all-Trans polyenes. *J. Chem. Phys.* **2017**, *146*, 244102.
- (65) Evangelisti, S.; Daudey, J. P.; Malrieu, J. P. Qualitative intruder-state problems in effective Hamiltonian theory and their solution through intermediate Hamiltonians. *Phys. Rev. A* **1987**, *35*, 4930.
- (66) Evangelista, F. A. A driven similarity renormalization group approach to quantum many-body problems. *J. Chem. Phys.* **2014**, *141*, 054109.
- (67) Zaitsevskii, A.; Malrieu, J. P. Multipartitioning quasidegenerate perturbation theory. A new approach to multireference Møller-Plesset perturbation theory. *Chem. Phys. Lett.* **1995**, *233*, 597–604.
- (68) Shavitt, I.; Redmon, L. T. Quasidegenerate perturbation theories. A canonical van Vleck formalism and its relationship to other approaches. *J. Chem. Phys.* **2008**, *73*, 5711.
- (69) Kirtman, B. Simultaneous calculation of several interacting electronic states by generalized Van Vleck perturbation theory. *J. Chem. Phys.* **1981**, *75*, 798.
- (70) Kirtman, B. Variational Form of Van Vleck Degenerate Perturbation Theory with Particular Application to Electronic Structure Problems. *J. Chem. Phys.* **2003**, *49*, 3890.

- (71) Certain, P. R.; Hirschfelder, J. O. New Partitioning Perturbation Theory. I. General Formalism. *J. Chem. Phys.* **2003**, *52*, 5977.
- (72) Fleig, T. Invited review: Relativistic wavefunction based electron correlation methods. *Chem. Phys.* **2012**, *395*, 2–15.
- (73) Liu, W. Ideas of relativistic quantum chemistry. *Mol. Phys.* **2010**, *108*, 1679–1706.
- (74) Breit, G. Dirac’s Equation and the Spin-Spin Interactions of Two Electrons. *Phys. Rev.* **1932**, *39*, 616–624.
- (75) Mourad, J.; Sazdjian, H. How to obtain a covariant Breit type equation from relativistic Constraint Theory. *J. Phys. G Nucl. Part. Phys.* **1994**, *21*, 267–279.
- (76) Fontana, P. R.; Meath, W. J. One- and Two-Center Expansions of the Breit-Pauli Hamiltonian. *J. Math. Phys.* **2003**, *9*, 1357.
- (77) Ganyushin, D.; Neese, F. A fully variational spin-orbit coupled complete active space self-consistent field approach: Application to electron paramagnetic resonance g-tensors. *J. Chem. Phys.* **2013**, *138*, 104113.
- (78) Mussard, B.; Sharma, S. One-Step Treatment of Spin-Orbit Coupling and Electron Correlation in Large Active Spaces. *J. Chem. Theory Comput.* **2018**, *14*, 154–165.
- (79) Netz, J.; Mitrushchenkov, A. O.; Köhn, A. On the Accuracy of Mean-Field Spin-Orbit Operators for 3d Transition-Metal Systems. *J. Chem. Theory Comput.* **2021**, *17*, 5530–5537.
- (80) Sun, Q.; Zhang, X.; Banerjee, S.; Bao, P.; Barbry, M.; Blunt, N. S.; Bogdanov, N. A.; Booth, G. H.; Chen, J.; Cui, Z. H. et al. Recent developments in the PySCF program package. *J. Chem. Phys.* **2020**, *153*, 024109.
- (81) Li, Z.; Xiao, Y.; Liu, W. On the spin separation of algebraic two-component relativistic Hamiltonians: Molecular properties. *J. Chem. Phys.* **2014**, *141*, 054111.
- (82) Liu, J.; Cheng, L. An atomic mean-field spin-orbit approach within exact two-component theory for a non-perturbative treatment of spin-orbit coupling. *J. Chem. Phys.* **2018**, *148*, 144108.
- (83) Chatterjee, K.; Sokolov, A. Y. Extended Second-Order Multireference Algebraic Diagrammatic Construction Theory for Charged Excitations. *J. Chem. Theory Comput.* **2020**, *16*, 6343–6357.
- (84) Lu, L.; Hu, H.; Jenkins, A. J.; Li, X. Exact-Two-Component Relativistic Multireference Second-Order Perturbation Theory. *J. Chem. Theory Comput.* **2022**, *18*, 2983 – 2992.
- (85) Kerr, J. A. K.P. Huber and G. Herzberg, molecular spectra and molecular structure: IV constants of diatomic molecules. *Anal. Chim. Acta.* **1982**, *144*, 298.
- (86) Pollak, P.; Weigend, F. Segmented Contracted Error-Consistent Basis Sets of Double- and Triple- ζ Valence Quality for One- and Two-Component Relativistic All-Electron Calculations. *J. Chem. Theory Comput.* **2017**, *13*, 3696–3705.
- (87) Linstrom, P. J.; Mallard, W. G. The NIST Chemistry WebBook: A Chemical Data Resource on the Internet. *J. Chem. Eng. Data* **2001**, *46*, 1059–1063.
- (88) Dunning, T. H. Gaussian basis sets for use in correlated molecular calculations. I. The atoms boron through neon and hydrogen. *J. Chem. Phys.* **1989**, *90*, 1007.
- (89) Wilson, A. K.; Van M., T.; Dunning, T. H. Gaussian basis sets for use in correlated molecular calculations. VI. Sextuple zeta correlation consistent basis sets for boron through neon. *J. Mol. Struct. Theochem* **1996**, *388*, 339–349.
- (90) Woon, D. E.; Dunning, T. H. Gaussian basis sets for use in correlated molecular calculations. III. The atoms aluminum through argon. *J. Chem. Phys.* **1998**, *98*, 1358.
- (91) Wilson, A. K.; Woon, D. E.; Peterson, K. A.; Dunning, T. H.; Wilson, A. K.; Woon, D. E.; Peterson, K. A.; Dunning, T. H. Gaussian basis sets for use in correlated molecular calculations. IX. The atoms gallium through

- krypton. *J. Chem. Phys.* **1999**, *110*, 7667–7676.
- (92) Roos, B. O.; Lindh, R.; Malmqvist, P. K.; Veryazov, V.; Widmark, P. O. New relativistic ANO basis sets for transition metal atoms. *J. Phys. Chem. A* **2005**, *109*, 6575–6579.
- (93) Roos, B. O. II: Properties of diatomic and triatomic molecules. *Mol. Phys.* **2003**, *101*, 87–91.
- (94) Hill, J. G.; Peterson, K. A. Gaussian basis sets for use in correlated molecular calculations. XI. Pseudopotential-based and all-electron relativistic basis sets for alkali metal (K–Fr) and alkaline earth (Ca–Ra) elements. *J. Chem. Phys.* **2017**, *147*, 244106.
- (95) Ram, R. S.; Bernath, P. F. Fourier Transform Infrared Emission Spectroscopy of SeH. *J. Mol. Spectrosc.* **2000**, *203*, 9–15.
- (96) Fink, E. H.; Setzer, K. D.; Ramsay, D. A.; Vervloet, M. Near-infrared emission bands of TeH and TeD. *J. Mol. Spectrosc.* **1989**, *138*, 19–28.
- (97) Segmented contracted basis sets for atoms H through Xe: Sapporo-(DK)-nZP sets (n = D, T, Q). *Theor. Chem. Acc.* **2012**, *131*, 1–8.
- (98) Gendron, F.; Páez-Hernández, D.; Notter, F. P.; Pritchard, B.; Bolvin, H.; Autschbach, J. Magnetic Properties and Electronic Structure of Neptunyl(VI) Complexes: Wavefunctions, Orbitals, and Crystal-Field Models. *Chem. – A Eur. J.* **2014**, *20*, 7994–8011.
- (99) Gendron, F.; Pritchard, B.; Bolvin, H.; Autschbach, J. Magnetic resonance properties of actinyl carbonate complexes and plutonyl(VI)-tris-nitrate. *Inorg. Chem.* **2014**, *53*, 8577–8592.
- (100) Cheng, L.; Wang, F.; Stanton, J. F.; Gauss, J. Perturbative treatment of spin-orbit-coupling within spin-free exact two-component theory using equation-of-motion coupled-cluster methods. *J. Chem. Phys.* **2018**, *148*, 044108.
- (101) Peterson, K. A.; Dunning, T. H. Accurate correlation consistent basis sets for molecular core–valence correlation effects: The second row atoms Al–Ar, and the first row atoms B–Ne revisited. *J. Chem. Phys.* **2002**, *117*, 10548.
- (102) Epstein, G. L.; Reader, J. Spectrum of doubly ionized yttrium (Y iii). *J. Opt. Soc. Am.* **1975**, *65*, 310–314.
- (103) Sugar, J.; Corliss, C. *Atomic energy levels of the iron-period elements: potassium through nickel*; American Chemical Society, Washington, DC, 1985.
- (104) Forbes, R.; De Fanis, A.; Rolles, D.; al.; Reader, J.; Acquista, N. Spectrum and energy levels of doubly-ionized zirconium (Zr III). *Phys. Scr.* **1997**, *55*, 310.
- (105) Gayazov, R. R.; Ryabtsev, A. N.; Churilov, S. S. Spectrum of Doubly Ionized Niobium (Nb III). *Phys. Scr.* **1998**, *57*, 45–65.
- (106) Sugar, J.; Musgrove, A. Energy Levels of Copper, Cu I through Cu XXIX. *J. Phys. Chem. Ref. Data* **2009**, *19*, 527–616.
- (107) Smillie, D. G.; Pickering, J. C.; Nave, G.; Smith, P. L. The spectrum and term analysis of Co III measured using Fourier Transform and grating spectroscopy. *Astrophys. J. Suppl. Ser.* **2016**, *223*, 12.
- (108) Kramida, A.; Yu. Ralchenko; Reader, J.; and NIST ASD Team, NIST Atomic Spectra Database (ver. 5.10), [Online]. Available <https://physics.nist.gov/asd> [2022, November 9]. National Institute of Standards and Technology, Gaithersburg, MD., 2022.
- (109) Condon, E. U.; Shortley, G. *The theory of atomic spectra*; Cambridge University Press: Cambridge, U.K., 1951.
- (110) Fujii, T.; Uehara, A.; Kitatsuji, Y.; Yamana, H. Theoretical and experimental study of the vibrational frequencies of UO_2^{2+} and NpO_2^{2+} in highly concentrated chloride solutions. *J. Radioanal. Nucl. Chem.* **2015**, *303*, 1015–1020.

- (111) Pegg, J. T.; Shields, A. E.; Storr, M. T.; Wills, A. S.; Scanlon, D. O.; De Leeuw, N. H. Magnetic structure of UO_2 and NpO_2 by first-principle methods. *Phys. Chem. Chem. Phys.* **2019**, *21*, 760–771.

Graphical TOC Entry

