

# SQUID: Faster Analytics via Sampled Quantiles

## Data-structure

RAN BEN BASAT\*, University College London, UK

GIL EINZIGER\*, Ben Gurion University, Israel

WENCHEN HAN\*, University College London, UK

BILAL TAYH\*, Ben Gurion University, Israel

Measurement is a fundamental enabler of network applications such as load balancing, attack detection and mitigation, and traffic engineering. A key building block in many critical measurement tasks is  $q$ -MAX, where we wish to find the largest  $q$  values in a number stream. A standard approach of maintaining a heap of the largest  $q$  values ordered results in logarithmic runtime, which is too slow for large measurements. Modern approaches attain a constant runtime by removing small items in bulk and retaining the largest  $q$  items at all times. Yet, these approaches are bottlenecked by an expensive quantile calculation method.

We propose SQUID, a method that redesigns  $q$ -MAX to allow the use of *approximate quantiles*, which we can compute efficiently, thereby accelerating the solution and, subsequently, many measurement tasks. We demonstrate the benefit of our approach by designing a novel weighted heavy hitters data structure that is faster and more accurate than the existing alternatives. Here, we combine our previous techniques with a lazy deletion of small entries, which expiates the maintenance process and increases the accuracy. We also demonstrate the applicability of our algorithmic approach in a general algorithmic scope by implementing the LRFU cache policy with a constant update time. Furthermore, we also show the practicality of SQUID for improving real-world networked systems, by implementing a P4 prototype of SQUID for in-network caching and demonstrating how SQUID enables a wide spectrum of score-based caching policy directly on a P4 switch.

Our work includes an extensive evaluation that uses real packet and caching traces. We demonstrate speedups of up to 6.6x for the  $q$ -MAX problem and 58% for its measurement applications. For weighted heavy hitters, our approach is up to 37.5% faster and requires up to 50% less space to achieve the same accuracy as state-of-the-art. In LRFU implementation, our approach is up to 33% faster than the best alternative. For programmable switch based caching, SQUID achieves similar hit ratio with the original CPU based LRFU and significantly outperforms  $q$ -MAX.

CCS Concepts: • **Networks** → **Data path algorithms**; *Network algorithms*.

Additional Key Words and Phrases: algorithms, streaming, sampling, quantiles, caching, heavy hitters

### ACM Reference Format:

Ran Ben Basat, Gil Einziger, Wencheng Han, and Bilal Tayh. 2018. SQUID: Faster Analytics via Sampled Quantiles Data-structure. In . ACM, New York, NY, USA, 25 pages. <https://doi.org/XXXXXXX.XXXXXXX>

## 1 INTRODUCTION

High speed stream processing is at the core of essential applications such as intrusion-detection systems, network monitoring, network applications, and sensor networks [19, 21, 24, 29, 34, 36, 43, 45, 59]. Such applications often make use of measurement tasks such as finding the heavy

\*Alphabetical order.

Permission to make digital or hard copies of all or part of this work for personal or classroom use is granted without fee provided that copies are not made or distributed for profit or commercial advantage and that copies bear this notice and the full citation on the first page. Copyrights for components of this work owned by others than ACM must be honored. Abstracting with credit is permitted. To copy otherwise, or republish, to post on servers or to redistribute to lists, requires prior specific permission and/or a fee. Request permissions from [permissions@acm.org](mailto:permissions@acm.org).

Conference acronym 'XX, June 03–05, 2018, Woodstock, NY

© 2018 Association for Computing Machinery.

ACM ISBN 978-1-4503-XXXX-X/18/06...\$15.00

<https://doi.org/XXXXXXX.XXXXXXX>

hitter flows [27, 39], approximating the entropy [7, 35], and detecting traffic anomalies [6, 42, 65]. Software measurements are very popular in stream processing databases, such as Apache Kafka. Recent trends in networking such as the Network Function Virtualization (NFV) technology allow for measurement to be deployed in software at minimal complexity. However, such an opportunity also introduces the challenge of high-rate packet processing. In the past, the majority of work in the field aimed for lowering the memory footprint so that measurement algorithms would fit in a very fast SRAM memory which is similar in performance to a CPU's cache. In recent years, when measurement is performed in software, the community is seeking ways to accelerate stream processing even at the expense of additional memory. Such techniques include only processing a (uniform or nonuniform) sub sample of the stream [9, 13, 52], and probabilistic techniques that trade certainty for speed [5].

When zooming in on the inner-workings of numerous stream processing algorithms [8, 18, 30, 32, 52, 53], the work of [12] identifies a the  $q$ -MAX micro pattern. In this building block, the algorithm tracks the  $q$  largest items in a data stream. For example, Priority sampling assigns a random value that is biased by the item's weight to each item and retains only the  $q$  items with the highest priority. Alternatively, the work of [18] seeks to identify heavy hitters from streams collected at multiple measurement points that may have some overlap in the streams they process. Each measurement point assigns a hash value to each item and retains the  $q$  highest valued items. The controller then merges the overlapping samples to attain a uniform sample by retaining the globally highest valued items. The  $q$ -MAX algorithm [12] suggests tailoring an  $O(1)$  data structure for this pattern, which improves various applications asymptotically (and empirically). In a gist, removing the minimal valued item requires logarithmic complexity, but removing items in bulk can be done in a constant per-item time by gradually performing a linear complexity quantile calculation and removing items below the quantile. Specifically, for a fixed parameter  $\gamma$  (e.g.,  $\gamma = 0.25$ ), they maintain at most  $(1 + \gamma)q$  items and evict  $\gamma q$  items at once. Since a linear maintenance operation is performed every linear number of steps, the amortized complexity is a constant.

Our work revisits the  $q$ -MAX problem and observes that finding an exact quantile is rather slow. Instead, we propose a novel algorithm that allow us to use approximate quantiles. We argue that while the existing  $q$ -MAX algorithm [12] is asymptotically optimal its speed can further be improved by periodically finding an *approximate* quantile that allow us to evict at least  $q \cdot \gamma \cdot \eta$ , for some  $\eta \in (0, 1)$ , with high probability. Our work extensively leverages this idea and suggests the SQUID algorithm that follows the Las Vegas algorithmic paradigm. Las Vegas algorithms have guaranteed correctness, but their runtime may take a long time in rare cases. We show that SQUID markedly speeds up  $q$ -MAX, which translates to higher throughput in multiple network measurement tasks that utilize the  $q$ -MAX structure.

Next, we focus on the specific task of finding the heavy hitter flows in weighted streams. In this task, we use our techniques in conjunction with a Cuckoo hashing data structure and get an algorithm that is faster and more accurate than the state of the art. We compare with the state of the art algorithm for weighted heavy hitters called Sampled Median (SMED) [5]. Compared with SMED, we have several improvements; first, our data structure allows *implicit* deletions which marks counters as available to allocate without deleting their contents. This way, flows that were allocated with deleted counters are still tracked until their counter is needed, thus improving the accuracy. Second, because of the deletions strategy, our solution does not make a linear pass over the counters, which is SMED's bottleneck, resulting in higher throughput. Finally, unlike SMED, which assumes knowing an upper bound on the stream length to determine the number of samples, we design an adaptive algorithm that increases the number of samples over time, while restricting the overall error probability to a user defined parameter  $\delta$ . Interestingly, we prove that the overall number of samples (corresponding to the amount of work needed by the algorithm) is at most twice that of an

Symbol	Meaning
$q$	The number of largest elements to track.
$\gamma$	The amount of space is $q(1 + \gamma)$ .
$Z$	The number of samples from the array.
$k$	We pick the $k$ 'th smallest sample as pivot.
$\alpha$	We choose $k$ so the pivot in expectation is smaller than $q\gamma\alpha$ values.
$\eta$	A function of $\alpha$ . A pivot is successful if it is larger than $q\gamma\eta$ values.
$\delta$	A bound on the failure probability.
$\epsilon$	A bound on heavy hitters error.
$c$	SQUID-HH is using $c/\epsilon$ counters.
$w$	The width the SQUID-HH Cuckoo hash table.
$d$	The depth of the SQUID-HH Cuckoo hash table ( $c = w \cdot d/\epsilon$ ).

Table 1. The notations used in the paper.

optimal algorithm that knows how many times an approximate quantile calculation is needed. The benefits over “assuming” an upper bound are twofold: If the number of quantile approximations is lower than the upper bound, we can sample fewer elements and get a faster algorithm. On the other hand, if the number of quantile operations exceeds the upper bound, we still guarantee the user defined success probability. Our algorithms leverage AVX vectorized instructions and lazy deletions to further facilitate the speedup. All in all, our new weighted heavy hitter’s algorithm is currently the fastest in the literature, which makes it attractive for practical deployments.

We also demonstrate that our approach has a scope wider than network measurement. Namely, we show how SQUID accelerates the well known LRFU [47] cache policy to a greater extent than prior work with a comparable hit ratio. Such an acceleration is significant as LRFU is considered a prominent, but computationally intensive, cache policy [55]. Finally, we demonstrate how SQUID can be applied to and benefit the design of real-world systems. We pick up the in-network caching as a case study, and discuss how implementing SQUID in programmable P4 switches as the networked cache can allow a wide series of caching policies (e.g., LRFU and LRU) to operate directly in the data plane to perform cache management. We argue that data plane based cache management greatly relieves the burden of the controller and achieves reactive cache eviction and installation. Our experiments show that our P4 implementation, that features some approximations to allow evaluating the LRFU score in the data plane, achieves almost the same hit ratio compared to the standard LRFU algorithm.

## 2 BACKGROUND AND FORMULATION

This section provides the necessary background to position our work within the existing literature. This section formally defines the problems the  $q$ -MAX and heavy hitters problems addressed in this work, explains the state-of-the-art competitors for each problem, and qualitatively describes how our approach differs from the previous approaches. We summarize the notations we use in Table 1.

### 2.1 Problem Formulations

Our problems refer to a stream  $\mathfrak{S}$ , where at each step we append a new tuple of the form  $(id, val)$  to  $\mathfrak{S}$ . The first element is an identifier (e.g., 5-tuple) and  $(val)$  is a real number (e.g., packet size, or queue length), both depend on the specific measurement task.

A  $q$ -MAX algorithm supports an *update* method that digests a new tuple and a *query* method that lists the  $q$  ids with the maximal aggregated value. The aggregation function also depends on the tackled problem. Here,  $q$  is a parameter given when initializing a  $q$ -MAX algorithm. Our algorithm allows for ids to appear multiple times, in which case their values are aggregated according to the specific task (e.g., summed up if each tuple is a packet and we want to measure the flow size.)

In the Heavy Hitters problem, we define the *weighted frequency* of an item  $x$  (denoted  $f_x$ ) as the sum of all values that appear with  $id = x$ . We also define the stream’s weight  $|S|$  as the total frequency of all identifiers in  $S$ . A heavy hitters algorithm supports an *update* method that digests

a new tuple, a *query* method that receives an identifier ( $x$ ), and returns an approximation to  $f_x(\hat{f}_x)$ , s.t.  $|f_x - \hat{f}_x| \leq |S| \cdot \epsilon$ . Here,  $\epsilon$  is a parameter given to the heavy hitters algorithm at initialization.

## 2.2 Background - $q$ -MAX

The work of [12] defines the  $q$ -MAX pattern and suggests the  $q$ -MAX algorithm. Intuitively,  $q$ -MAX leverages the fact that maintaining an ordered list of numbers can only be done in logarithmic update time, but periodically removing small items can be done in linear time. Thus,  $q$ -MAX increases the space linearly by some performance parameter  $\gamma$ . That is, instead of storing just  $q$  items,  $q$ -MAX stores  $q(1 + \gamma)$  tuples. The algorithm works in iterations, each evicting some items but never any of the top- $q$  items. At the beginning of each iteration, we logically delete  $q\gamma/2$  elements that are guaranteed *not* to be among the top- $q$ . Throughout the next  $q\gamma/2$  insertions, the algorithm identifies the  $q$ th largest value ( $\Psi$ ) from the remaining  $q(1 + \gamma/2)$  tuples, it then pivots the array to place the  $q\gamma/2$  elements smaller than  $\Psi$  on one side. From that point, a new iteration can start by gradually replacing these  $q\gamma/2$  tuples.

For a constant  $\gamma$ ,  $q$ -MAX operates in  $O(1)$  and requires asymptotically optimal  $O(q)$  space. The authors proposed using the deterministic Median-of-medians algorithm [22] to have a guaranteed bound on the number of operations needed. Their approach requires an additional  $O(q)$ -sized auxiliary space to store the medians of medians (typically 25% more space). While one could instead use a faster-randomized algorithm, such as Quick Select [38], it would still need  $\Omega(q)$  time. Additionally, the work of [22] shows that *any* randomized quantile selection algorithm requires  $3q/2 - O(1)$  comparisons, and therefore advances in faster quantile computing may not significantly speed up the algorithm of [12].

Our approach differs from [12] in the nature of the quantity we seek. More specifically, we present a data structure that can solve the problem using an approximate rather than an exact quantile. The essence behind this idea is that we can calculate an approximate quantile, with constant probability, in  $O(1)$  time by using a sub-sample of the stream. Thus, we avoid the limitations on randomized quantile selection in [22] and expedite the [12] algorithm. However, our approach implies that we perform slightly more maintenance operations since our quantiles are not ideal. Nevertheless, our empirical results demonstrate that this is a beneficial tradeoff.

## 2.3 Background - Heavy Hitters

Collecting exact statistics for the network flows requires allocating an entry for every flow in the measurement. Thus, in some cases, we may not have enough space to monitor all the flows. Further, applications such as load balancing [4] often only interested in the heavy hitters – the largest subset of network flows. Heavy hitter algorithms often maintain data structures with a fixed number of entries, each containing the flow identifier and a counter [10, 25, 27, 28, 46, 56]. The Space-Saving algorithm [56] maintains a cache of  $\frac{1}{\epsilon}$  entries, each has a flow ID and a counter, and guarantees that any flow  $x$  with  $f_x \geq \epsilon |S|$  has an entry in the cache. Notice that we can have at most  $\frac{1}{\epsilon}$  such flows. When a packet from a monitored flow arrives, Space Saving increases its counter (e.g., by the packet's byte count). When a non-monitored flow ( $y$ ) arrives, Space Saving admits it to the cache, and if the cache is full, it evicts the smallest monitored flow ( $x$ ). In this case, the counter of  $y$  is initialized to  $f_x$  or 0 the cache did not evict a flow (e.g., when it is not yet full). Next, flow  $y$  is updated normally as if a packet of a monitored flow has arrived.

Optimal heavy hitters algorithms require at least  $\Omega(\frac{1}{\epsilon})$  entries to provide an accuracy guarantee of  $\epsilon |S|$ . When the updates are limited to  $+1$ , there are sophisticated data structures to keep the flows ordered [17, 56] in a constant time. For general updates, the works of [5, 10] suggests an (asymptotically) optimal algorithm. Instead of evicting the minimum, their algorithm makes periodic cleaning steps evicting many items at once by finding a quantile. Since the complexity of finding a

quantile is linear, then we get a constant amortized complexity. The work of [10] also suggests a way to deamortize this cost and attain a worst-case constant update complexity.

While asymptotically optimal, solutions such as [5, 16] compute exact quantiles, which is slow in practice. The SMED algorithm [5] uses randomization to speed up the computation and is closest to our approach. Unlike [10] that builds over Space Saving, SMED is designed around the Misra-Gries (MG) algorithm [57]. MG is different than Space Saving in how it handles arrivals of unmonitored flows. Specifically, if no counter is free, MG subtracts the minimal counter value from all counters, thereby freeing a counter. Tracking the minimal value means that MG works in  $O(\log 1/\epsilon)$  time, while SMED improves this to constant amortized time by subtracting the *sampled* median. However, its maintenance still requires a linear time. As they need to iterate over all the counters and delete small counters. From profiling SMED, and conversations with the authors of [5], this linear pass was identified as the main remaining bottleneck of the algorithm.

Our method improves the runtime by allowing *implicit* deletion of entries without a linear scan. Specifically, we use a water level counter and treat values smaller than the water level as deleted. When we couple this approach with a Cuckoo hash table, we can guarantee that the table's load factor is always below a given threshold ensuring fast and efficient operation. More so, our implicit deletion method also improves accuracy. When an implicitly deleted item is updated, we use its counter value to improve the accuracy. Thus, our design improves both speed and accuracy. Our SQUID-HH algorithm uses our SQUID algorithm as a black box to find approximate quantiles and then it updates the water level according to the discovered quantile.

### 3 ALGORITHMS

This section introduces SQUID and SQUID-HH. The former expedites the state-of-the-art  $q$ -MAX calculation, which translates to faster implementations of diverse network applications such as Priority sampling, Priority-based aggregation, and network-wide heavy hitters. The latter (SQUID-HH) focuses on the heavy hitter problem and expedites its runtime compared to the state-of-the-art. Intuitively, SQUID leverages randomization and the concept of faster maintenance operations by only finding a reasonable pivot rather than an exact one to expedite the  $q$ -MAX problem. SQUID-HH utilizes a Cuckoo hash table and periodically uses SQUID to retain the largest  $q$  elements in the table. In addition, it utilizes logical deletion of items that are guaranteed not to be among the largest  $q$  with a sea-level technique that keeps the load factor of the Cuckoo table bounded. These improvements result in SQUID-HH being considerably faster than the state-of-the-art approaches.

#### 3.1 SQUID: Speeding up $q$ -MAX

In this work, we analyzed the bottlenecks of  $q$ -MAX [12] and discovered that the deterministic exact quantile calculation algorithm used in the previous work is needlessly slow. Our approach replaces the exact quantile calculation with a faster approximate quantile calculation and the deterministic approach with a (faster) randomized one.

SQUID and  $q$ -MAX use an array with  $q(1 + \gamma)$  elements where at each step, we add a new entry number to the array. Here,  $\gamma \in (0, 1)$  is a parameter that presents a space-to-speed tradeoff; the larger  $\gamma$  is, the faster the algorithms, but the more space needed. We store the previously discovered top- $q$  numbers to the left of the array and then add newly arriving items to the right side of the array. Each such addition updates a running index that always points to the next open spot in the array. Eventually, the running index reaches the end of the array, and in that case, we need to perform maintenance. This where SQUID diverges from  $q$ -MAX.

$q$ -MAX performs an exact quantile calculation, moves the  $q$  largest items to the left, and updates the admission pointer to the  $q + 1$  location in the array. SQUID performs an approximate quantile calculation and shifts items larger than the approximate quantile to the left. The approximation

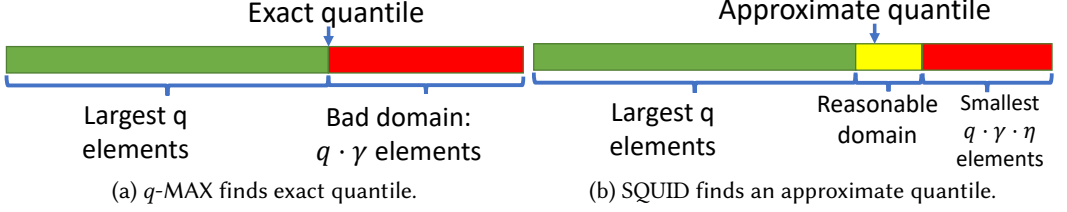


Fig. 1. A qualitative comparison of SQUID's and  $q$ -MAX:  $q$ -MAX searches for the exact quantile, which is time-consuming, while SQUID settles on any reasonable quantile (in the yellow region). Such quantiles are much easier to obtain, resulting in shorter and more frequent maintenance operations.

is correct if there are at least  $q$  items bigger than it, and otherwise, we must repeat the process. At the end of a SQUID iteration, the admission pointer points to a location possibly larger than  $q + 1$ . That is, SQUID makes more frequent maintenance operations than  $q$ -MAX, but each of these operations requires less computation.

**Finding a reasonable pivot:** Our goal is to find a *pivot* that is smaller than  $q$  numbers, and is larger than at least  $q \cdot \gamma \cdot \eta$  numbers, for some  $\eta \in (0, 1)$ . Thus, the pivot is correct because it retains the top  $q$  numbers, and it is sufficiently useful as it allows us to at least eliminate  $q \cdot \gamma \cdot \eta$  numbers from the array, as they are smaller than the pivot and thus are not in the  $q$ -largest. We say that our pivot selection is *successful* if it meets the above conditions.

Intuitively, if one samples  $Z$  numbers out of the  $q(1 + \gamma)$  elements, and we select the  $k$ 'th smallest number in the sample as a pivot, then in *expectation* our pivot will be larger than  $q(1 + \gamma) \cdot (k/Z)$  of the numbers in the array. However, the actual rank of the pivot is a random variable and may deviate from its expected value. If the sampled pivot is too small, we may clear fewer than  $q \cdot \gamma \cdot \eta$  elements and would require another maintenance soon thereafter. On the other hand, if the pivot is among the largest  $q$ , we must retry the sampling procedure, costing us additional computation. SQUID uses an additional parameter  $\alpha \in (0, 1)$  to aim for the pivot to be larger than  $q \cdot \gamma \cdot \alpha$  elements in expectation, by setting  $Z = k \cdot \frac{1+\gamma}{\gamma \cdot \alpha}$ . We can then use concentration bounds, as shown in our analysis below, to guarantee with probability  $e^{-\Omega(Z(1-\alpha)^2)}$  that the pivot would be smaller than  $q$  elements. This suggests a trade-off – a smaller  $\alpha$  implies a higher chance of a successful pivot but also less benefit from the pivot. Similarly, a higher  $Z$  value means sampling more elements and spending more time doing maintenance but having a better chance of a successful pivot selection.

To balance these tradeoffs, we introduce an additional parameter:  $\delta \in (0, 1)$ . The goal of the sampling is to produce a pivot that, with probability  $1 - \delta$ , satisfies two properties:

- (1) The pivot should be smaller than *at least*  $q$  elements, to ensure we track the largest numbers in our array.
- (2) The pivot should be smaller than *at most*  $q \cdot \gamma \cdot \eta$  elements, thus allow to evict a sufficiently many numbers.

In particular, this means that with the desired probability, we can guarantee that the maintenance operation would delete  $\Omega(q)$  elements to allow sufficiently long iterations. We note that  $\delta$  does not need to be very small, as we can verify that the pivot is valid and sample another pivot otherwise.

We state the following. For simplicity, we avoid rounding  $k$  and  $Z$  to integers as this adds a lower-order error. Note that in the following  $\eta$  is a function of  $\alpha$  that satisfies  $\eta \geq 1/4 \cdot (3\alpha^2 + 2\alpha - 1) \geq 2\alpha - 1$ .

**THEOREM 1.** Let  $\alpha \in (1/2, 1)$ ,  $\delta, \gamma \in (0, 1)$  and denote  $\eta = 1/4 \cdot ((\alpha + 1)^2 + (\alpha - 1)\sqrt{\alpha^2 + 14\alpha + 1})$ . Consider a set of numbers  $S$  with  $|S| = q(1 + \gamma)$  elements and denote  $k = \frac{2\alpha \ln(2/\delta)}{(1-\alpha)^2}$  and  $Z = k \cdot \frac{1+\gamma}{\gamma \cdot \alpha}$ . Then with probability  $1 - \delta$ , the  $k$ 'th smallest number among a uniform sample of  $Z$  values from  $S$  is larger than at least  $q \cdot \gamma \cdot \eta$  numbers and smaller than at least  $q$  numbers.

The proof of the theorem, appearing in Section 5, is based on the observation that each sampled element is larger than  $q\gamma$  elements with probability  $\frac{1}{1+\gamma}$  and that the samples are independent. Therefore, the number of “over-samples” is a binomial random variable  $A \sim \text{Bin}(Z, 1/(1+\gamma))$  with expectation  $\mathbb{E}[A] = \frac{Z}{1+\gamma}$ . Standard concentration bound imply that the probability that  $A \geq Z-k$  is exponentially decreasing in both  $Z$  and  $\alpha$ . Likewise, the number of samples smaller than the  $(k\gamma(2\alpha-1))$ -smallest value is a binomial random  $B \sim \text{Bin}(Z, \frac{(2\alpha-1)\cdot\gamma}{1+\gamma})$ , and the chance that  $B \geq k$  are similarly low.

As a numeric example, consider the case where  $q = 10^6$ ,  $\gamma = 1$ , which is used in [12]. If we set  $\delta = 10\%$ ,  $\alpha = 4/5$ , we get that we only need to sample  $Z = 300$  elements (and pick the  $k$ 'th smallest, for  $k = 120$ ) to satisfy the requirements. Finding a quantile within  $Z = 300$  elements is considerably faster, and more space efficient than finding it within  $q = 10^6$  elements as the  $q$ -MAX algorithm of [12] does. Indeed, the sampled pivot can fail (with probability bounded by  $\delta = 10\%$ ), but we can then repeat the sampling procedure. Additionally, we are not guaranteed to clear  $q\gamma$  items but just  $q\gamma\eta$ , for  $\eta \approx 0.63$ , (and on average, clear  $q\gamma\alpha$ ) so we require more maintenance operations than  $q$ -MAX. Yet, the benefit of the faster pivot selection dwarfs these drawback. Interestingly, for finding the  $k$ 'th smallest number in the sample, we could use the  $q$ -MAX algorithm of [12]. However, for such a small  $k$  a simple heap is fast enough. As another bonus, we only need an additional memory of  $k$  elements for the heap, while  $q$ -MAX requires  $\approx 0.25q(1+\gamma)$  auxiliary space for the pivot calculation that used median-of-medians.

**A Las Vegas Algorithm.** As described previously, our algorithm has a chance of failing and we need to keep selecting pivots until we find a successful pivot. That is, we describe a Las Vegas algorithm where the runtime is probabilistic but the result is always correct. More-so, we need to check each pivot selection and verify that it is successful. To do that, we make a linear pass over the array, placing larger than the pivot items on one side and smaller ones on the other. While this requires  $\approx q$  comparisons, such a step is significantly faster than exact quantile computation. In addition, it has the advantage of allowing the algorithm to insert elements sequentially to a contiguous memory block during an iteration. Such an access pattern minimizes cache misses and compensates for the additional computation. If the number of elements smaller than the pivot is not in  $[q\gamma\eta, q\gamma]$ , we select another pivot and start again. Our analysis shows that this step is rare, and we experimentally show it barely decreases the algorithm's throughput on real traces.

**Parameter Tuning.** Notice that while  $\gamma$  is inherent to the problem definition, we have some freedom in choosing  $\alpha$  (which would, in turn, determine  $\eta$ ). While a valid approach is to tune it experimentally, an interesting question from a theoretical perspective is how to decide on the “right”  $\alpha$  value. Intuitively, the above sampling procedure succeeds with probability  $1 - \delta$ , making the number of failed attempts to be a geometric random variable  $X \sim \text{Geo}(1 - \delta)$ . Therefore, the expected runtime of the maintenance procedure is  $O(aX + b)$ , where  $a = O(Z)^1$  is the time it takes for the sampling procedure and  $b = O(q)$  is the time for the pivot verification step. Our analysis, which appears in Appendix A, provides a closed-form formula for the expected *number of comparisons* needed with respect to a choice of  $\alpha$ . Further, the expression is concave, and we can numerically approximate the optimal value to the desired precision. Nonetheless, our experiments show that minimizing the number of comparisons is not a reliable proxy for the runtime, as it is affected by other factors such as random bits generation. Therefore, in the evaluation section, we tune it experimentally.

**Deamortization Considerations.** We explained SQUID as having separate update and maintenance procedures. Previous works, such as [10, 12, 16] suggest deamortization approaches that

<sup>1</sup>It is possible to get the  $k$ 'th smallest element among the  $Z$  samples in  $O(Z)$  time, e.g., by using a  $q$ -MAX data structure.

allow the algorithm to perform  $O(1)$  time maintenance operations per update while guaranteeing that there will always be some free space. However, these deamortization procedures assume that the algorithm is deterministic. That is, if we are guaranteed that the maintenance terminates within  $c \cdot q$  operations for some constant  $c$ , and each iteration has  $q\gamma$  insertions (as in [12]), it is enough to perform  $\frac{c \cdot q}{q\gamma} = c/\gamma = O(1/\gamma)$  maintenance operations per packet. Deamortizing SQUID is slightly more challenging since the above Las Vegas algorithm has no bound on the number of maintenance operations, and our iteration length is a random variable itself. We resolve this issue by running an exact quantile computation if the sampling algorithm fails more than some constant number of times (e.g., two). This way, we can still compute an absolute constant  $c'$  such that we make at most  $c' \cdot q$  operations and free at least  $q\gamma(2\alpha - 1)$  elements. Therefore, we can deamortize SQUID by making  $\frac{c' \cdot q}{q\gamma(2\alpha - 1)} = O(1/\gamma)$  operations per update, which is constant for any fixed  $\gamma$ .

### 3.2 Faster Heavy Hitters with SQUID-HH

In this section, we present our SQUID-HH that solves the weighted heavy hitters problem with a constant update time (similar to recent works [5, 10]) but is empirically faster and more accurate. Among the existing constant update time solutions, Anderson et al. [5] presented the algorithm closest to our approach. Their solution, *SMED*, stores  $C/\epsilon$  counters for some  $C > 2$ . Such a choice is asymptotically optimal but the constant is far from ideal as we can solve the problem with  $1/\epsilon$  counters [56]. When *SMED* allocates a new entry to each unmonitored flow it encounters. When the number of monitored items becomes greater than  $C/\epsilon$ , *SMED* samples  $O(\log n)$  counters and calculates their median value. Then, it decreases all counters by this median value, deleting any counter that becomes zero or lower.

SQUID-HH follows the same template while addressing important drawbacks of *SMED*. First, the number of counters ( $C/\epsilon$ ) for  $C > 2$  can be reduced toward the optimal  $1/\epsilon$  counters. Second, as confirmed by both the authors and our experiment, *SMED*'s performance is bottlenecked by the linear-time maintenance operation of updating all the counters. Furthermore, *SMED* requires auxiliary data structures that has their own memory overheads. Specifically, it also includes a hash table that maps elements to counters to increase in constant time whenever a flow with an allocated counter arrives.

In SQUID-HH we circumvent all of these problems. First, we require no linear-sized auxiliary data structures and only make use of a single Cuckoo hash table [62]. Doing so reduces the memory overheads, and simplifies our algorithms. As for auxiliary structures, we need them to take a sample but such an approach allows for fewer counters (e.g.,  $1.5/\epsilon$ ).

Finally, and most importantly we do not make a linear pass to remove small entries from our Cuckoo table (avoiding the bottleneck in the previous approach). Instead we maintain a “water level” quantity and treat all table entries below the water level as logically deleted. Thus, by carefully setting the water level we can make sure that our Cuckoo table never fills up, even if we do not know exactly which entries are deleted.

To explain our water level technique, we need to first provide a brief explanation of how Cuckoo Hash (CH) tables work. CH tables are key-value stores that support operations such as maps keys into values, and supporting updates. For  $d, w \in \mathbb{N}$ , CH organizes the (key,value) data into  $d$  buckets, each containing  $w$  pairs. It uses two hash functions  $h_1, h_2 : \mathcal{K} \rightarrow \{0, \dots, d - 1\}$  that maps keys  $k \in \mathcal{K}$  into buckets, such that a key  $k$  can only be found in buckets  $h_1(k)$  or  $h_2(k)$ . When inserting a  $(k, v)$  pair, CH inserts the pair into either bucket  $h_1(k)$  or  $h_2(k)$  if not both are full. In case both buckets are full (contain  $w$  pairs each), CH *evicts* a pair  $(k', v')$  from one of the buckets, to make room for  $(k, v)$ . Next,  $(k', v')$  needs to be inserted; if it was evicted from  $h_1(k')$ , CH inserts it to  $h_2(k')$  and vice versa. Note that this insertion may cause eviction of an additional pair, etc. The operation terminates once the inserted pair is placed in a non-full bucket.



The analysis of CH shows that as long as the *load factor* (defined as the number of pairs in the table divided by  $w \cdot d$ ) is not “too high”, insertions are likely to terminate after only a few evictions. The notion of “too high” depends on  $w$ . For  $w = 2$ , a load factor of up to  $1/2$  is likely to be okay, while for  $w = 4$ , load factors of  $L \approx 90\%$  are fine [58]. Since the lookup of a bucket takes  $O(w)$  time, it is common to restrict the bucket sizes, e.g., to  $w = 4$  or  $w = 8$ .

Thus, given a CH table, our goal is to never exceed the maximal load factor for correctness, and thus we need to set the water level in a manner that there are always enough logically deleted entries. On the other hand, for correctness we must retain the largest  $(1/\epsilon)$  counters at all time. Any counter which is not part of the  $(1/\epsilon)$  largest can be safely logically deleted. While operating the CH table, we use logically deleted entries on read operations. However, when updating the table we are free to write over these entries. Such an approach improves the accuracy (as we retain the maximal number of counters at all time), and the speed (as we avoid a periodic linear pass over all entries). We now explain how SQUID-HH operates:

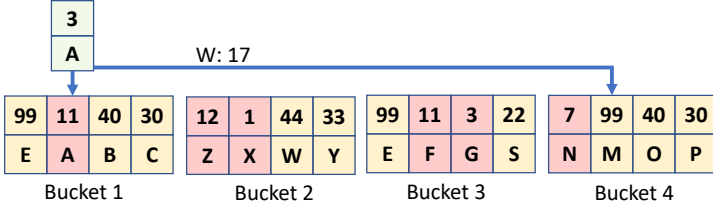


Fig. 2. An illustration of SQUID-HH. We use the water level technique to keep the load factor of the Cuckoo table within acceptable margins. In this example, the entries below the water level are pink and can be replaced. However, notice that all the tables’ entries (even those logically deleted) contain valuable information. In this example, we report another occurrence of flow A with weight 3. According to SQUID-HH, if the flow does not have a counter, it is added with a frequency of  $W + 3 = 17 + 3 = 20$ . In this example, we are lucky to find a logically deleted entry of A with a frequency of 11, which we increase to 14. Thus, we would have a smaller approximation error for A’s frequency.

**Query:** The use of CH tables allows finding a flow’s counter in a constant time with a lookup.

**Update:** When seeing a new packet  $(id, val)$ , we check whether  $id$  has a counter in either bucket  $h_1(id)$  or  $h_2(id)$ . If such a counter exists, we increase its value by  $val$ . Otherwise, we insert the counter  $\langle id, val + W \rangle$  into one of the buckets and possibly move an existing counter to its other bucket to make room. Here,  $W$  is the *water level* of the algorithm – a quantity that lower bounds the size of the  $(1/\epsilon)$ ’th smallest counter in the CH table. Once the number of counters in the CH table reaches  $w \cdot d/L(w)$ , where  $L(w)$  is the allowed load for CH with  $w$ -sized buckets (e.g.,  $L(2) = 1/2$  and  $L(4) \approx 0.9$ ), a maintenance operation is performed. Specifically, we use our SQUID sampling procedure to produce a value that is (with a very high probability) smaller than at least  $1/\epsilon$  counters and larger than  $\alpha/\epsilon$  others. We use this quantity as the water level  $W$ , thereby implicitly deleting any counter below this level. That is, when we search a bucket for an unallocated counter, we consider all counters whose value is lower than  $W$  to be unallocated. This way, we avoid the expensive linear scan that is the bottleneck of heavy hitters algorithms like SMED.

Finally, we determine the CH dimensions: we use a constant value for  $w$  (e.g.,  $w = 4$ ) to ensure that bucket lookups require constant time. To ensure that the CH works, we set  $d = \frac{c}{w \cdot L(w) \cdot \epsilon} = O(1/\epsilon)$ ; here,  $c = O(1)$  is a performance parameter with a similar purpose as  $\gamma$  in SQUID. Specifically, our sampling procedure uses  $\gamma = \frac{c}{L(w)} - 1$  to determine its parameters. Notice that unlike SQUID, here we can have  $c = 1$ , as we already have a  $1/L(w)$  multiplicative constant factor increase in the number of counters. Critically, we note that this allows SQUID-HH to be not only faster but also use fewer counters than SMED: SMED requires  $C \cdot \epsilon^{-1}$  counters for some  $C > 2$ , while SQUID-HH can

operate using  $\frac{\epsilon^{-1}}{L(w)}$ . For example, with  $w = 4$  we can use fewer than  $1.15\epsilon^{-1}$  counters. Interestingly, such a choice of  $w$  is also well aligned with the capabilities of modern AVX operations. Specifically, we use AVX to parallelize the checking of whether a key is in a bucket. Similarly, if an unmonitored flow arrives, we can parallelize the search for a counter smaller than the water level in its buckets using AVX. Compared with scalar computation, we measured our AVX code (using AVX2, which is now standard in most CPUs) to further accelerate the computation by  $\approx 30 - 40\%$ . Figure 2 provides a detailed example of SQUID-HH's update process and of the water level technique. Observe that the Cuckoo hash table is the only data structure we need, and that all entries in the hash table (even the logically deleted ones) contain useful measurement information. Thus, we expect SQUID-HH to yield a very favorable space to accuracy trade-off empirically.

**A Monte-Carlo HH Algorithm:** Heretofore, we referred to SQUID as a las vegas algorithm that is guaranteed to succeed. However, it is often acceptable for the weighted HH application to allow a small failure probability as this enables faster algorithms, as done, e.g., in SMED and sketches such as Count Min [26] and Count Sketch [23]. Specifically, SMED assumes that we know an upper bound on the number of packets in the measurement  $n$  and, therefore, can bound the number of maintenance operations. Knowing the number of packets allows SMED to determine the number of samples in each maintenance so that the overall error probability will be bounded by  $1/\text{poly}(n)$ . Namely, it follows that there can be at most  $\bar{M} = O(n\epsilon)$  maintenance operations. Therefore, if each has a failure probability of, e.g.,  $\delta' = \delta/\bar{M}$ , the stream will be processed without an error with probability  $1 - \delta$ . Notice that getting a failure probability of  $\delta'$  requires  $\epsilon_{SMED} \cdot \log \delta'^{-1} = \epsilon_{SMED} \cdot \log(\bar{M}/\delta)$  samples for some constant  $\epsilon_{SMED}$  that depends on the redundancy parameter  $C$ . Thus, SMED requires  $\epsilon_{SMED} \cdot M \cdot \log(\bar{M}/\delta)$  samples in total.

In SQUID-HH we can take a similar approach and have  $\epsilon_{SQUID} \cdot M \cdot \log(\bar{M}/\delta)$  samples in total for a constant  $\epsilon_{SQUID}$  that depends on  $L(w)$  and  $c$  (see above).<sup>2</sup> However, in some cases, we may not know the stream length beforehand; further, the data skew means that many of the arriving keys have a counter and do not bring us closer to a maintenance stage. Therefore, it is important to design a solution when *the actual number of maintenances*  $M$  is unknown.

Our algorithm works in *phases*, where phase 0 contains just the first maintenance and phase  $i \in \{1, \dots, \lceil \log M \rceil\}$  contains maintenances  $\{2^{i-1} + 1, \dots, 2^i\}$ . The maintenance in phase  $i = 0$  is performed with failure probability  $\delta_0 = \delta/2$ . Each maintenance in phase  $i > 0$  is executed with failure probability  $\delta_i = \delta \cdot 4^{-i}$  (e.g., maintenances 3-4 run with  $\delta_2 = \delta/16$ , maintenances 5-8 run with  $\delta_3 = \delta/64$ , etc.). Using the union bound, one can verify that the overall failure probability is at always lower than  $\delta$ .

Let us calculate the number of samples this process results in. In phase 0, the maintenance uses  $\epsilon_{SQUID} \cdot \log(2\delta^{-1})$  samples. Therefore, if  $M = 1$ , we use  $\epsilon_{SQUID} \cdot \log(2\delta^{-1})$ , i.e., only  $\epsilon_{SQUID}$  samples over the optimum. Assume that  $M > 1$ . Each phase  $i \in \{1, \dots, \lceil \log M \rceil\}$  has  $2^{i-1}$  maintenances, while the last phase (if  $M$  is not a power of two) has  $M - 2^{\lceil \log M \rceil}$  maintenances. Therefore, the overall number of samples is:

$$\begin{aligned} \epsilon_{SQUID} \cdot \left( \log(2\delta^{-1}) + \sum_{i=1}^{\lceil \log M \rceil} 2^{i-1} \cdot \log\left(\frac{1}{\delta \cdot 4^{-i}}\right) + (M - 2^{\lceil \log M \rceil}) \cdot \log\left(\frac{4^{\lceil \log M \rceil + 1}}{\delta}\right) \right) \\ = \epsilon_{SQUID} \cdot \left( M \cdot \log \delta^{-1} - 2^{\lceil \log M \rceil + 2} + M \cdot (2 \lceil \log M \rceil + 2) + 3 \right) \\ \leq \epsilon_{SQUID} \cdot \left( M \cdot \log \delta^{-1} + 2M \log M - 1.8M + 3 \right). \end{aligned}$$

<sup>2</sup>To simplify the algebra, we use base-2 log and the difference from the  $\ln(2/\delta)$  in our analysis can be factored into  $\epsilon_{SQUID}$ .

That is, our approach always samples at most  $2 \cdot c_{\text{SQUID}} \cdot M \log(M/\delta)$  (i.e., less than twice) more than a hypothetical algorithm that knows  $M$  at the beginning of the measurement.

To further improve this algorithm, we can use domain knowledge to “guess” a number of maintainances  $M_0 \geq 1$  (where  $M_0 = 1$  coincides with the above approach). We then have maintainances  $\{1, \dots, M_0\}$  in the phase 0, each runs with  $\delta_0 = \delta/(2M_0)$ . Similarly, each phase  $i > 0$  contains maintainances  $\{M_0 \cdot 2^{i-1} + 1, \dots, M_0 \cdot 2^i\}$ , each configured for  $\delta_i = \delta \cdot 4^{-i}/M_0$ . Using  $M_0 > 1$  reduces the number of phases to one if  $M_0 > M$  and  $1 + \lceil \log(M/M_0) \rceil$  otherwise. If  $M_0 > M$ , this gives a bound of  $c_{\text{SQUID}} \cdot M \cdot \log(2M_0/\delta)$  on the total number of samples. Otherwise, we can bound the overall number of samples by

$$\begin{aligned} c_{\text{SQUID}} \cdot M_0 \cdot \left( \log(2M_0\delta^{-1}) + \sum_{i=1}^{\lceil \log(M/M_0) \rceil} 2^{i-1} \cdot \log\left(\frac{M_0}{\delta \cdot 4^{-i}}\right) + (M - 2^{\lceil \log(M/M_0) \rceil}) \cdot \log\left(\frac{M_0 \cdot 4^{\lceil \log(M/M_0) \rceil + 1}}{\delta}\right) \right) \\ = c_{\text{SQUID}} \cdot \left( M \cdot \log \delta^{-1} + M \log M_0 - 2^{\lceil \log(M/M_0) \rceil + 2} + M \cdot (2 \lceil \log(M/M_0) \rceil + 2) + 3 \right). \end{aligned}$$

This means that if  $M_0 \in [M, M^2]$ , our algorithm makes at most  $c_{\text{SQUID}} \cdot (M \cdot \log \delta^{-1} + 2M \log M)$  samples, i.e., always at least as good as  $M_0 = 1$ . Also, if  $M > M_0$  we always improve over selecting  $M_0 > 1$ . We thus conclude that this approach is suitable when our domain expertise allows us to choose  $M_0 > 1$  such that  $M \geq \sqrt{M_0}$ .

### 3.3 Implementing Score-based Caching on a P4 Switch

Score-based caching encapsulates a variety of caching algorithms such as LRU, LFU, SLRU [44], LIRS[40], and FRD [63]. For a given cache size  $q$ , a score-based caching algorithm is defined using a function that assigns a *score* to each element in the working set based on its request pattern since it was (last) admitted. For example, the LFU cache counts the number of arrivals since an item was cached, while the LRU score is the last accessed timestamp. Intuitively, when a cache miss occurs, the algorithm replaces the lowest-score item with the newly admitted one.

This section shows how SQUID can enable score-based caching directly on a P4 switch, as long as the score can be calculated in the switch’s data plane. We use LRFU [47] as a working example as we uncover the challenges, limitations, and solutions used to achieve a performant P4 implementation.

Unlike previous works that use the backend to implement the caching policy [41, 48], SQUID decides which items to admit and evict directly in the data plane, thus reducing the latency for cache misses. Namely, using  $q(1 + \gamma)$  entries, our goal is to guarantee that the  $q$  elements with the highest score are never evicted. The backend is used for cache misses to retrieve the value and periodically to perform SQUID’s maintenance operations.

**Why P4-based SQUID.** In-network caching solutions such as NetCache [41], leverage the flexibility and the high performance (Tera-bit level bandwidth and nanosecond level latency) of programmable switch ASICs to cache frequent items in switches. Such a caching medium can potentially reduce access latency for hot items and the consumed bandwidth. However, these solutions rely on the backend server updating the cache policy to reach eviction and admission decisions, thus increasing the latency on cache misses. Namely, when a cache miss occurs, in addition to providing the value, the backend needs to decide whether to admit the current (key,value) pair and who to evict instead. Such a dependence creates a possible performance bottleneck for these solutions as the performance of cache policies in software is considerably slower than that of key/value stores or physical switches. Further, NetCache requires the switch to frequently report to the backend the hottest items. This requires additional bandwidth and running a heavy items detector (e.g., a Count-Min sketch [26]) on the switch, requiring additional resources.

*Proposed solution.* Motivated by this, we propose that the data plane alone shall decide which items to evict and admit, according to a score-based caching policy. Our solution achieves the goal by assigning *scores* (determined by the caching policy) for items and applying SQUID periodically to compute the water level threshold of the "hottest"  $q$ -items, regarding items below the water level as evictable (logically deleted, as in SQUID-HH) in the following rounds. Notably, the abstraction of score-based caching allows us to describe a wide spectrum of caching policies, that cover a variety of workloads and systems. In contrast, the existing solutions offer an ad-hoc cache policy that fits the bottlenecks of a specific system [41].

Unlike previous solutions, SQUID makes admission decisions on cache misses; that is, if the user queries for an uncached key, the answer will be served by the backend, but the switch intercepts the response and can (in the data plane) decide to cache the item. This data-plane based cache-update approach transfers the cache-update computation burden from the backend to the P4 switch and reduces the update and cache-miss delay. In Section 4 we show that our approach supports a wide spectrum of score-based caching policies that are implementable in P4 switches, including LRFU and LRU.

**Challenges of implementing SQUID in P4.** The main implementation challenge lies in the limited computational ability of P4 switches. Specifically, P4 only allows memory access to an array within a single stage; within each stage, P4 switches can only perform a series of stateless operations that do not depend on each other or simple stateful operations on an array. Packet recirculation is one workaround solution for these restrictions, but it greatly increases the bandwidth overhead. Without packet recirculation, it is impossible to implement SQUID's operations such as pivot computation (finding the  $k$ 'th smallest among the sample), and cuckoo hash table insertions.

**The P4 implementation of SQUID.** We propose two workaround techniques based on the original SQUID to fit it into the P4 switches:

(1) We move the pivot value computation task into the control plane. The data plane samples packets and sends them to the controller for calculating the pivot value, and the controller sends the new pivot value back to the data plane. Since only a small number of items (e.g.,  $Z = 1000$ ) is sampled, the computation and bandwidth overheads are small. Indeed, our SQUID's sampling technique is the enabler for the task of ensuring that the top-score  $q$  elements are cached – the original  $q$ -MAX solution cannot be implemented like this as finding an exact percentile requires transmitting all the cached items to the controller.

(2) Implementing a hash table is expensive in P4 and we use the considerably simpler array-of-buckets data structure (e.g., see [11, 60, 64]). Each element is hashed into one of the  $c$  subarrays containing  $r$  slots. Item admission and eviction are restricted to the slots of a single bucket. Indeed, for a success probability target, one can configure  $c$  and  $r$  such that no more than  $r$  of the top- $q$  items are mapped into one subarray (e.g., see [64]).

**Implementation details in Tofino switches.** We have implemented P4-based SQUID in Intel Tofino and Tofino2 switches in  $\sim 1300$  lines of code. The code can be found in our Github repository [2]. We vary the size of the array as shown in Table 2, and vary the the size of the array. The P4 programs corresponding to  $(r = 4, c = 2^{15})$  and  $(r = 4, c = 2^{16})$  are implemented in Tofino, the latter one standing for the maximum possible array size implementable in Tofino. Programs corresponding to  $(r = 8, c = 2^{16})$  and  $(r = 12, c = 2^{16})$  are compiled in Tofino2, which has more stages than Tofino to support larger bucket sizes. We use the stateful register arrays to store the KV pairs and the score of the items. Specifically, for each row of items, we place their keys and scores in one register array in the ingress pipeline, and place their values combined with those from its adjacent row in one register array in the egress pipeline. Therefore, theoretically, as a large enough  $r$ , the number of stages is  $\approx \frac{3}{2}r$ .

$r \times c$	Target	Stages	SRAM	TCAM	Table IDs	Ternary Bus	Hash Dist
$4 \times 2^{15}$	Tofino	10	15.29%	2.778%	25.52%	19.79%	19.4%
$4 \times 2^{16}$		10	27.92%	2.778%	25.52%	19.79%	20.8%
$8 \times 2^{16}$	Tofino2	14	33.20%	1.875%	36.88%	32.50%	22.5%
$12 \times 2^{16}$		20	49.22%	1.875%	50.63%	45.94%	30.8%

Table 2. Resource consumption of our Tofino-based SQUID prototype for caching, varying the cache size.

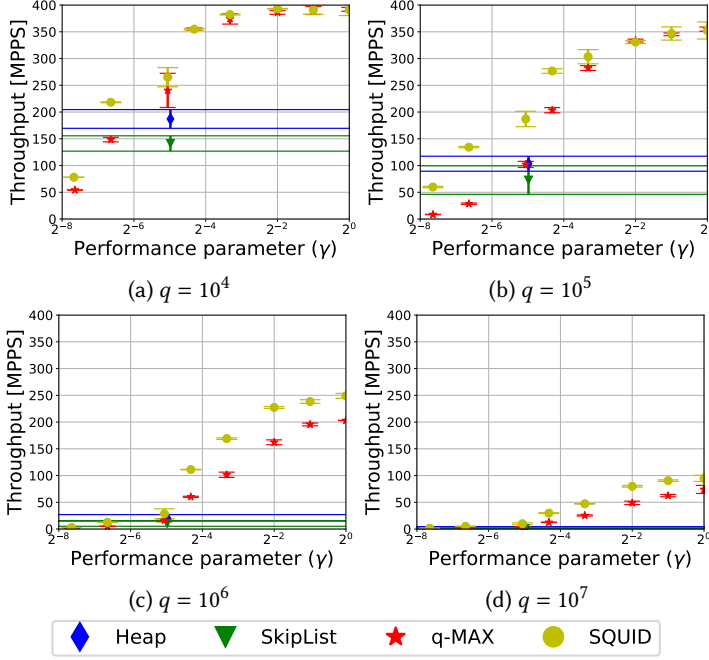
**Resource overhead of SQUID in Tofino.** Table 2 shows the resource usage of our Tofino P4 programs. Regarding the stage usage, when there are  $r = 4$  slots in a bucket, a minimum of 10 stages should be allocated, which can be compiled in the Tofino architecture. The stages required is larger than  $\frac{3}{2}r$ , since the P4 program is bottlenecked by components in the ingress other than the SQUID array, e.g., counters, routing tables, random and hash number generators, etc. When  $r = 8$ , a minimum of 14 stages is required, which is supported by Tofino2. There is only an increase of four stages compared to  $r = 4$ , since the extra registers in the egress can be placed at the same stages with these extra tables in the ingress. Further increasing  $r$  to 12, we observe an increase of 6 stages, which also compiles on Tofino2 but may leave less resources to other functionalities. Here the bottleneck of the stage consumption becomes the register arrays for storing cached items, given that we were not able to compile two  $2^{16}$  64-bit register arrays into one stage.

As  $r$  increases, we also find that the overheads of other resources such as SRAM, Table IDs, Ternary Bus, etc., grow larger. Since our application is memory-intensive, SQUID consumes a large proportion of SRAM memory. In addition, when  $r = 12$ , the table ID and Ternary Bus usages also reach above 50% and 40%, respectively. Note that the TCAM usage is below 3%, indicating that our P4 application can be installed *in the same pipeline* in parallel with other TCAM-heavy but SRAM-light application. Moreover, our SQUID P4 application only occupies one pipeline, meaning that other P4 applications can be installed in the other pipelines to run in parallel with SQUID.

#### 4 EVALUATION

This section positions SQUID, against the leading alternatives such as  $q$ -MAX [12], as well as to standard data structures such as heaps and skiplists. Next we compare SQUID-HH against SMED [5], and finally we demonstrate that our approach has applications on a broader scope than network monitoring by implementing the LRFU cache policy using SQUID and comparing our implementation to the existing alternatives. We used the original C++ code released by the authors of competing algorithms [5, 12], with the recommended parameters, and we implemented our algorithms with C++ as well for a fair comparison. We also implemented the P4-based SQUID and simulated it in python for evaluation. **Datasets:** We used the following datasets:

- (1) The CAIDA Anonymized Internet Trace 2016 [3], from the Equinix-Chicago monitor, denoted Caida16, with 152M packets. .
- (2) The CAIDA Anonymized Internet Trace 2018 [3] from New York City, denoted by Caida18, with 175M packets.
- (3) A data center network trace [20], denoted by Univ1, with 17M packets.
- (4) Windows server memory accesses trace denoted P1 [55]. It has 1.8M accesses and 540K addresses.
- (5) Memory accesses of a finance application denoted F1 [50]. It has 5.4M accesses with 1.4M distinct files.
- (6) Queries from a popular web search engine denoted WS1 [50]. It has 4.58M queries with 1.69M distinct queries.
- (7) Accesses taken from the Gradle build cache [54]. It has 2.1M accesses with 648K distinct files.
- (8) Memory accesses of an E-commerce system by Scarab Research denoted Scarab [33]. It has 1.94M accesses with 912K distinct addresses.

Fig. 3. Throughput of SQUID and  $q$ -MAX as function of  $\gamma$  on 150M random numbers.

$\gamma$	1%	5%	10%	25%	50%	100%
Min speedup vs $q$ -MAX	x4.54	x2.127	x1.612	x1.55	x1.398	x1.142
Max speedup vs $q$ -MAX	x6.666	x2.5	x1.923	x1.98	x1.709	x1.538

Table 3. Range of speedup of SQUID compared to  $q$ -MAX for each value of  $\gamma$  on different  $q$  values.

- (9) Memory accesses of an OLTP server of a financial institution taken from [55] denoted OLTP. It has 4.2M accesses with 1.34M distinct addresses.
- (10) The generated Zipf datasets choosing the Zipf parameter as 0.9, 0.95 and 0.99 (as common in switching caching works [41, 48, 51]). Each dataset has 50M packets with 1.6M distinct items. These datasets are mainly used for evaluation of our P4 SQUID.

For evaluating SQUID, and SQUID-HH, we used the decimal representation of the IP source address of TCP and UDP packets as the key and the total length field in the IP header as the value. Thus, the evaluation considers the first 5 minutes of CAIDA'16 and CAIDA'18 traces and all the UNIV1 trace. We ran each data point ten times and report the mean and 99% confidence intervals. We run our evaluation on a Intel 9750H CPU running 64-bit Ubuntu 18.04.4, 16GB RAM, 32KB L1 cache, 256KB L2 cache, and 12MB L3 cache. Our code is written in C++ and P4 and is available at [2].

#### 4.1 SQUID Evaluation

We start by comparing SQUID and  $q$ -MAX [12] that work in amortized constant time and to library data structures such as heap and skip-list with logarithmic complexity.

We evaluate all algorithms using a sequence of 150M random integers, where each algorithm needs to find the  $q$  largest of these algorithms for values in  $q = 10^4, 10^5, 10^6, 10^7$ . The results, depicted in Figure 3, show that SQUID is up to 62% faster than the best alternative. In general, a large  $\gamma$  value yields more speedup at the expense of more space, but these are diminishing returns.  $\gamma = 1$  is double the space, but  $\gamma = 0.25$  is only a 25% increase in space. Observe that SQUID is

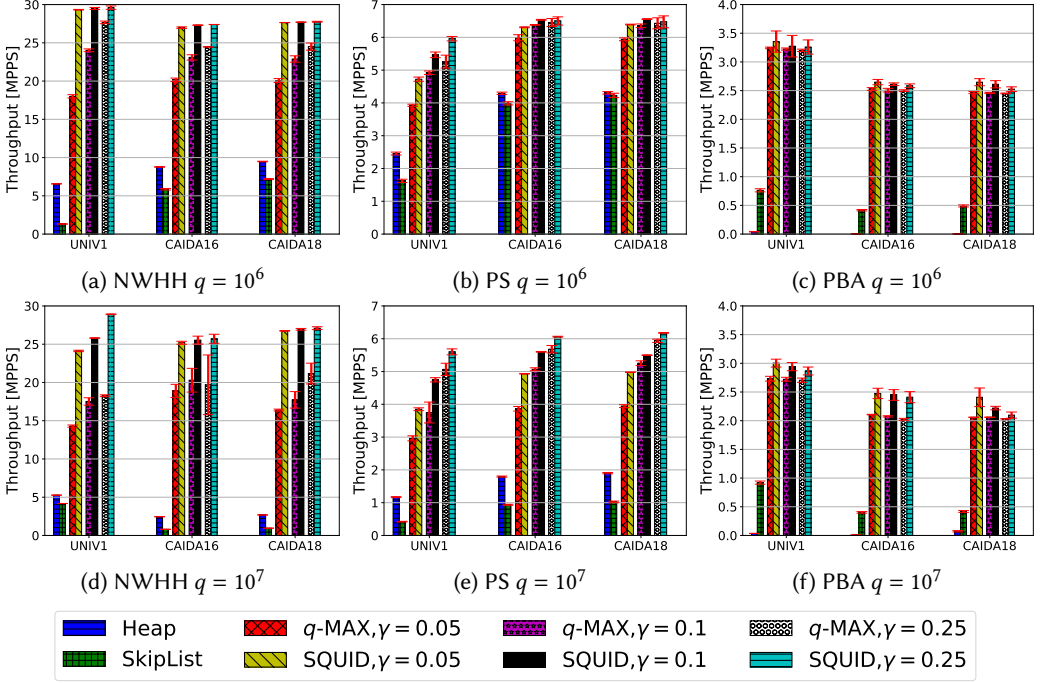


Fig. 4. Throughput of various applications when implemented using  $q$ -MAX and SQUID.

consistently faster for large  $q$  values and similar in performance to  $q$ -MAX for small  $q$  values. To explain this, note that complexity of finding quantile in does not depend on  $q$  while in  $q$ -MAX it is  $O(q)$ . In appendix B, we also evaluate how the value of  $z$  affects the performance and show that the speedup is greater for large  $q$  values. Table 3 summarizes the minimal and maximal speedup when varying  $\gamma$  for different  $q$  values. As shown, SQUID is 1.142-6.666 times faster than  $q$ -MAX.

**Measurement Applications:** In Figure 4 We evaluate the impact of replacing  $q$ -MAX with SQUID on the throughput of network applications (Network-wide heavy hitters [18], Priority sampling [31], and priority based aggregation [31]) using the Caida16, Caida18 and Univ1 traces, for the following configuration:  $q = 10^6, 10^7$  and  $\gamma = 0.05, 0.1, 0.25$ . The results show that in all the applications, SQUID has the highest throughput, and the improvement is more significant for larger  $q$  values. For example, in network-wide heavy hitters, we get a speedup of up to 58%, and in Priority sampling, the speedup is up to 25%, while in priority-based aggregation, we only get up to 14% speedup. The reason for this variability is the relative weight of the top- $q$  calculation in the operation of each algorithm. Specifically, in network-wide heavy hitters, top- $q$  takes a large portion of the computation. Thus, accelerating top- $q$  calculation has a larger impact.

#### 4.2 SQUID-HH Evaluation

Next, we evaluate SQUID-HH ( $\gamma = 1, w = 4$ ) on both accuracy and speed. To measure the precision of the algorithms, we use the standard Normalized Root Mean Squared Error (NRMSE) metric [14, 15] which we now explain. Consider a stream

$S = \langle (x_1, w_1), (x_2, w_2), \dots \rangle$  of packets  $(x_n, w_n)$ , where  $x_n$  is the flow ID and  $w_n$  is the packet byte size of the  $n$ 'th packet. Let  $f_{x,n} = \sum_{j \leq n | x_j = x} w$  be the total byte size of flow  $x$  up to, and including, packet  $n$ . Upon the arrival of packet  $(x_n, w_n)$ , we use the algorithms to estimate the current byte

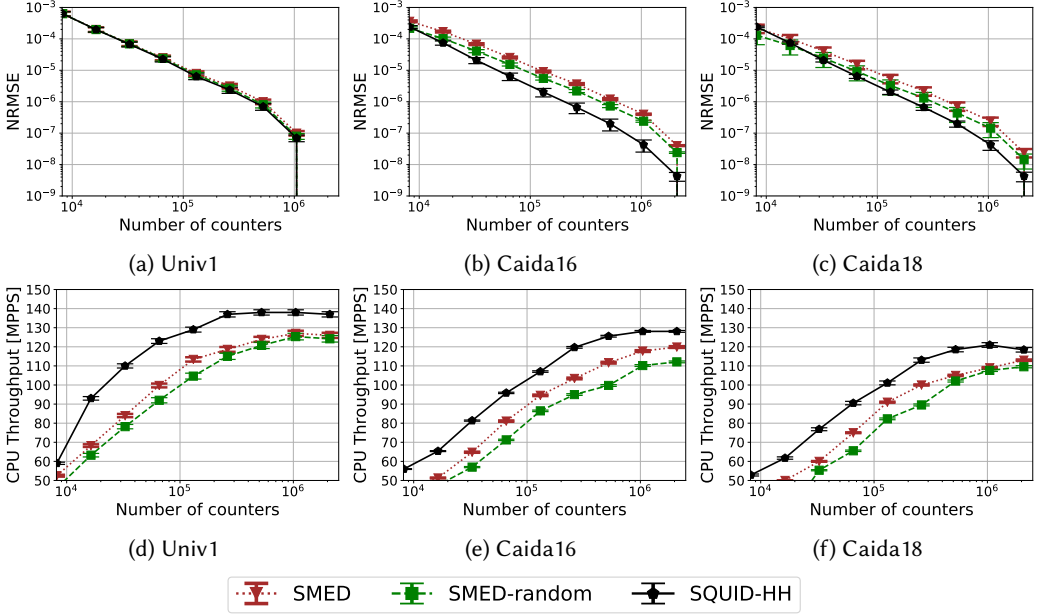


Fig. 5. (a)-(c) The Normalized Root Mean Square Error and (d)-(f) the throughput of SMED, *SMED – random*, and *SQUID – HH*, as function of the number of counters on Caida traces.

size of  $x_n$  and denote the result using  $\widehat{f_{x_n,n}}$ . Then:  $NRMSE = \frac{1}{|S|} \cdot \sqrt{\frac{1}{|S|} \sum_{n=1}^{|S|} (f_{x_n,n} - \widehat{f_{x_n,n}})^2}$ . This gives a single quantity that measures the accuracy of an algorithm over the input stream. We note that NRMSE is a normalized parameter in the  $[0, 1]$  range, where achieving an NRMSE of 1 is trivial, e.g., by estimating all flow sizes as 0.

We evaluate SQUID and compare it to the state of the art algorithm for weighted heavy hitters, SMED [5]. The original SMED code includes a runtime optimization picks the first elements of the array instead of random numbers. While this corresponds to a random sample on the first maintenance, the authors did not prove that it produces a random sample in consequent maintenances. Indeed, our evaluation indicates that this optimization improves the throughput at the cost of lower accuracy. For a fair comparison, we evaluate both SMED (that uses the original author’s code) and SMED-random, in which we changed the sampling method to take a random subset of counters rather than the first ones.

As Figures 5 (a)-(c) show, SQUID is more accurate than both SMED variants. Such an improvement is explained by our lazy deletion approach that retains the useful information of logically deleted items as long as possible. Next, compare both SMED variants and observe that SMED is less accurate than SMED-random. Thus, not using a real random sample has an impact on the NRMSE.

As Figures 5 (d)-(f) show, SQUID is considerably faster than both SMED variants. Which is explained by our water level technique that eliminates the need for a linear pass in the maintenance operation. Also, observe that SMED is faster than SMED-random, indicating that the optimization in SMED’s code indeed speeds up the runtime. This is explained by a more cache-friendly access pattern and less random number generations in maintenance operations.



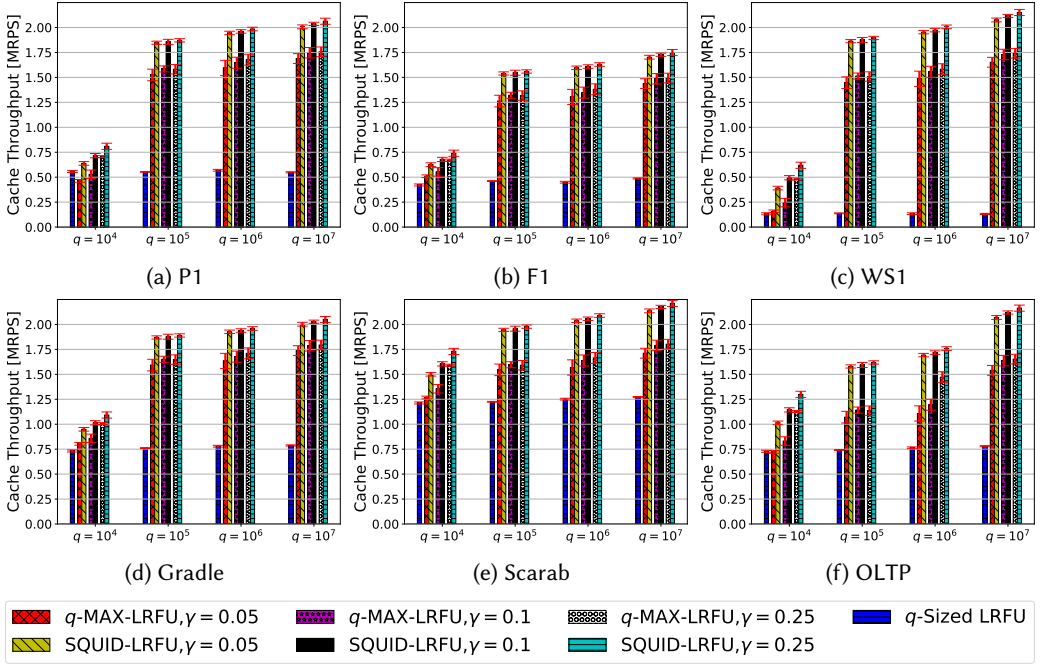


Fig. 6. Throughput (Million Requests Per Second) of an LRFU cache ( $c = 0.75$ ) which is implemented using  $q$ -MAX, SQUID, and Heap implementation of LRFU ( $q$ -sized LRFU) on the caching datasets.

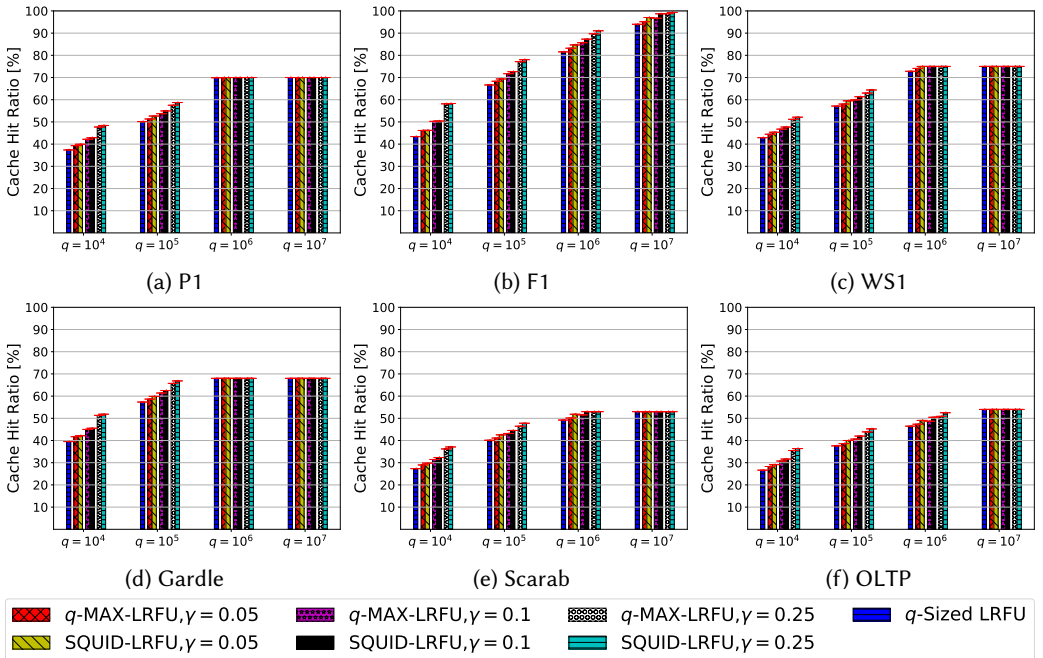


Fig. 7. Hit ratio of LRFU cache ( $c = 0.75$ ) implemented using  $q$ -MAX, SQUID and Heap implementation of LRFU ( $q$ -sized LRFU) on the caching datasets.

### 4.3 SQUID-LRFU Evaluation

In this section, we implement an LRFU [47] based on SQUID-HH. Namely, we use the Cuckoo hash table to store the cached items and implicitly delete items whose scores are below the water level. This way, a logically deleted item can still yield a cache hit until it is overwritten by a different entry. LRFU assigns a score that combines recency and frequency to each cached entry and retains the highest ranked entries at all times. It is known to achieve high hit ratios but requires a logarithmic runtime [55]. The logarithmic runtime is explained by the existing implementations keeping cached items ordered according to the score. Here, SQUID-HH is used to maintain the highest score items, whereas we use the water level technique to remove low-score items lazily. Thus, our algorithm works at a constant complexity.

We used SQUID-HH and  $q$ -MAX to implement LRFU, as well as standard heap and skiplist-based implementations. Figure 6 shows that implementing LRFU with SQUID-HH has the throughput across many cache sizes and traces. Here, the improvement is due to the water level technique of SQUID-HH that reduces the maintenance overheads over existing implementations [12].

To complete the picture, Figure 7 shows that the hit ratio of all LRFU implementations is similar to that of LRFU in all datasets and cache sizes. The differences in hit-ratio vary with  $\gamma$  as our cache contains between  $q$  and  $(1 + \gamma) \cdot q$  items. The keen observer can also notice that SQUID-HH offers a slight benefit to hit-ratio as it retains slightly more items in the cache due to only removing items upon an insert, whereas  $q$ -MAX removes items in batches.

### 4.4 P4 evaluation

Last, we evaluate our P4 based SQUID implementation for score-based caching. We pick up the LRFU caching policy as a showcase and demonstrate how P4 based SQUID supports a wide range of caching policies and how it achieves comparable cache hit ratio with the CPU based vanilla LRFU and significantly outperforms  $q$ -MAX.

**Approximated LRFU policy for implementation in Tofino.** One restriction imposed by Tofino P4 architecture is that complex arithmetic operations such as exponentiation and logarithm are not intrinsically supported. Below, we consider the formulation of LRFU presented in [12], which is mathematically equivalent to the one proposed in the original paper [47] but is more numerically stable. In LRFU, the arrival of the  $i$ 'th request carries a score of  $ns_i = -i \cdot \ln c$ , where  $0.5 \leq c \leq 1$  is an adjustable parameter. The score update rule can then be formulated as  $s_{i+1} \leftarrow ns_i + \ln(e^{s_i - ns_i} + 1)$ , where  $s_i$  and  $s_{i+1}$  stand for the overall score of the cached item before and after the update. We observe that such a formula cannot be directly computed on P4 switches as they do not support floating point arithmetic and exponentiation.

Therefore, we propose to approximate this LRFU formula. First, we transform the original formula into the following equivalent expression (by scaling up the values  $\times A$  for some  $A \geq 1$ ):  $s_{i+1} \leftarrow ns_i + A \ln(e^{\frac{1}{A}s_i - \frac{1}{A}ns_i} + 1)$ ,  $ns_i = -A \cdot i \cdot \ln c$ . Such transformation allows us to round the scores to integers (that are supported on the switch) more accurately. Second, to approximate exponentiation and logarithm, we note that  $ns_i \leq \max(ns_i, s_i + A \ln 2) \leq ns_i + A \ln(e^{\frac{1}{A}s_i - \frac{1}{A}ns_i} + 1)$ . Here, the first two quantities can be computed on the switch while the third is the LRFU rule. In fact, the LRU policy, which only looks at recency, can be formulated as  $s_{i+1} = ns_i$ , as it discards any information about past requests. Therefore, by defining the approximate LRFU policy as  $s_{i+1} \leftarrow \max(-A \cdot i \cdot \ln c, s_i + A \ln 2)$ , we get a policy that is somewhat closer to LRU than the standard LRFU interpolation between LRU and LFU. Nonetheless, by varying the  $c$  parameter, we still obtain a spectrum of policies between the two approaches. We show that our approximated policy achieves a comparable hit rate to LRFU. Its main benefit within our context is our ability to implement it as a RegisterAction on Tofino switches.

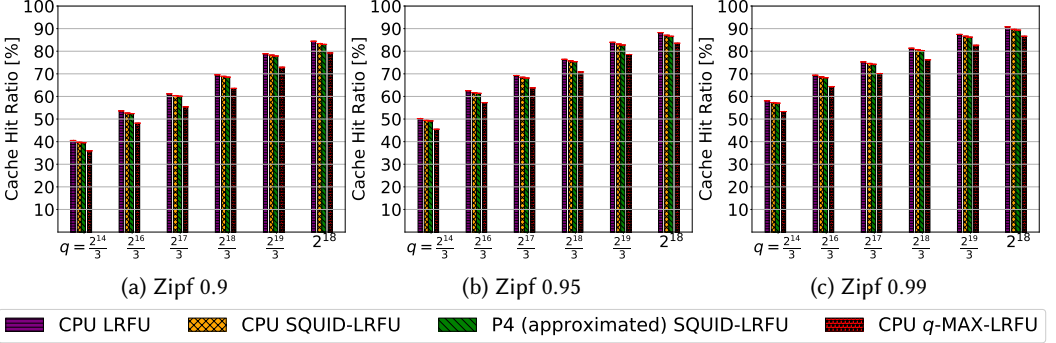


Fig. 8. Hit ratios of our P4 based SQUID implementation compared with the vanilla LRFU approach and the  $q$ -MAX based LRFU approach for caching. Here, SQUID and  $q$ -MAX are configured with  $\gamma = 2$ .

**Experimental settings.** To evaluate the hit ratio and the communication overheads, we simulate the behavior of the caching system. The system consists of the P4 data plane (DP), the switch's control plane (CP), and a backend server. We set the bandwidth of the P4 DP as 3.2Tbps (for 1 pipeline), the CP's processing speed as 100Kops, delay between the DP and the CP as  $5\mu s$ , and the RTT between the DP and the backend server as  $50\mu s$ . These configurations are consistent with the real world performance of P4-switch systems [1, 49, 61, 66]. To generate the workload, we generate queries from the Zipf dataset and inject one packet carrying one query every 100ns.

On top of the simulator, we compare P4 based SQUID-LRFU against three baseline solutions: CPU based vanilla LRFU, CPU based  $q$ -MAX-LRFU, and CPU based SQUID-LRFU. For the LRFU policy, we set  $c = 0.75$ , and for our approximated LRFU policy, we assign  $A = 10$ . For both SQUID and  $q$ -MAX, we assign  $\gamma = 2$ , so that each maintenance can "evict" enough items and ensure that a large proportion of the cache slots available for insertion, thereby reducing the frequency of maintenance. As shown in Table 2, to configure SQUID, we let  $Z = 1000$ , and set the length of the register array  $c$  to be power of two, which enables efficient switch implementation. We set the size of the SQUID array as  $4 \times 2^{12}$ ,  $4 \times 2^{14}$ ,  $4 \times 2^{15}$ ,  $4 \times 2^{16}$ ,  $8 \times 2^{16}$  and  $12 \times 2^{16}$  respectively. The  $q$  values can then be calculated as  $q = \frac{r-c}{1+\gamma} = \frac{r-c}{3}$  accordingly.

**Evaluation on cache hit ratio.** Figure 8 shows the hit ratios of P4 SQUID and the baseline approaches in the three Zipf datasets. Overall, we find that the CPU LRFU is optimal in hit ratio among the four approaches. While the two SQUID approaches are only  $\approx 1\%$  behind the optimal CPU LRFU,  $q$ -MAX-LRFU achieves much lower hit ratios (4% – 7% lower) than the optimal results of CPU LRFU. Such a performance gap is explained by our water level technique that lazily evicts items and retains them in the cache even when under the water level until they are replaced by new items. In contrast,  $q$ -MAX-LRFU actively evicts a large amount of items (e.g., 67% for  $\gamma = 2$ ) in each round. Thus, its cache utilization is lower. To compare between the CPU SQUID-LRFU and the P4 SQUID-LRFU, we notice that in all the datasets, the hit ratios of the two approaches are close to each other, with CPU SQUID-LRFU slightly ahead of P4 SQUID-LRFU by a narrow margin of 0.19% – 0.46%. This verifies our claim that our arithmetic approximation strategies successfully simulate the original LRFU policy, making LRFU implementable in Tofino switches at the expense of only a negligible cache hit ratio degradation.

**Control traffic overhead of P4 based SQUID.** We finally measure the control traffic overhead of our P4 based SQUID. Simply put, we define this overhead as the ratio between the number of (key,value)-related packets and the number of entries sent to the CP (which is  $Z = 1000$ ) between two maintenances. Here, the number of (key,value) packets equals the number of GET request packets that traverse the switch plus the number of cache misses (as the switch needs to process the response

$r \times c$ of the register arrays	$4 \times 2^{12}$	$4 \times 2^{14}$	$4 \times 2^{15}$	$4 \times 2^{16}$	$8 \times 2^{16}$	$12 \times 2^{16}$
Traffic overheads	2.8%	0.98%	0.42%	0.18%	0.076%	0.041%

Table 4. Control traffic overheads of P4 based SQUID for different register sizes. The overhead is composed of sampling packets to be sent to the controller and configuring the water level value back to the data plane.

from the backend). This traffic overhead is mainly bottlenecked by the sampled items being sent to the controller. We choose the Zipf 0.99 dataset and adopt the same settings as mentioned above. We track the ratio between the traffic overhead and the total number of packets in the data plane.

As demonstrated in table 4, we find that the overall traffic overhead diminishes as we increase the sizes of the SQUID arrays. The reason is that larger array size and higher hit ratio lead to slower filling rates of the arrays, and hence, maintenances and sampling operations are executed less frequently. Moreover, when the array size reaches  $4 \times 2^{16}$ , which is the maximum size we were able to fit on Tofino, the overhead decreases to as small as 0.18%. Such a low overhead greatly reduces the traffic burden from the controller and thus makes the controller more reactive to the maintenance operations. P4 based SQUID is, therefore, a more feasible and favorable solution than  $q$ -MAX in P4, considering that the maintenance in  $q$ -MAX involves sending the whole array to the controller and incurs a huge traffic overhead.

## 5 ANALYSIS

In this section, we prove the correctness of SQUID. Notice that the correctness of SQUID-HH is similar to that offered by [5] and we omit it due to space constraints. Our proof makes use of this standard Chernoff bound: Let  $X$  be a binomial random variable. Then for any  $\Delta > 0$ :

$$\Pr[X \leq (1 - \Delta)\mathbb{E}[X]] \leq e^{-\frac{\Delta^2 \mathbb{E}[X]}{2}} \quad (1)$$

$$\Pr[X \geq (1 + \Delta)\mathbb{E}[X]] \leq e^{-\frac{\Delta^2 \mathbb{E}[X]}{2 + \Delta}} \quad (2)$$

**THEOREM 1.** Let  $\alpha \in (1/2, 1)$ ,  $\delta, \gamma \in (0, 1)$  and denote  $\eta = 1/4 \cdot \left( (\alpha + 1)^2 + (\alpha - 1)\sqrt{\alpha^2 + 14\alpha + 1} \right)$ .

Consider a set of numbers  $S$  with  $|S| = q(1 + \gamma)$  elements and denote  $k = \frac{2\alpha \ln(2/\delta)}{(1-\alpha)^2}$  and  $Z = k \cdot \frac{1+\gamma}{\gamma \cdot \alpha}$ . Then with probability  $1 - \delta$ , the  $k$ 'th smallest number among a uniform sample of  $Z$  values from  $S$  is larger than at least  $q \cdot \gamma \cdot \eta$  numbers and smaller than at least  $q$  numbers.

**PROOF.** Let  $C$  denote the number of samples smaller than  $S_{(q\gamma)}$ . Then the failure event where the sampled value is smaller than less than  $q$  numbers in  $S$  is equivalent to  $C \leq k$ . Notice that  $C \sim \text{Bin}(Z, \frac{\gamma}{1+\gamma})$  and thus  $\mathbb{E}[C] = \frac{Z\gamma}{1+\gamma} = k/\alpha$ . Therefore, by setting  $\Delta = (1 - \alpha)$  we have:

$$\Pr[C \leq k] = \Pr[C \leq \mathbb{E}[C](1 - \Delta)] \leq e^{-\frac{\Delta^2 \mathbb{E}[C]}{2}} = e^{-\frac{(1-\alpha)^2 k/\alpha}{2}} = \delta/2. \quad (3)$$

Next, let  $D$  denote the number of samples smaller than  $S_{(q\gamma\eta)}$ . Then the failure event where the sampled value is larger than less than  $q\gamma\eta$  numbers in  $S$  is equivalent to  $D \geq k$ . Notice that  $D \sim \text{Bin}(Z, \frac{\gamma\eta}{1+\gamma})$  and thus  $\mathbb{E}[D] = \frac{Z\gamma\eta}{1+\gamma} = k\eta/\alpha$ . Therefore, by setting  $\Delta = (\alpha/\eta - 1)$  we have:

$$\Pr[D \geq k] = \Pr[D \geq \mathbb{E}[D](1 + \Delta)] \leq e^{-\frac{\Delta^2 \mathbb{E}[D]}{2 + \Delta}} = e^{-\frac{(\alpha/\eta - 1)^2 k\eta/\alpha}{2 + (\alpha/\eta - 1)}} = e^{-\frac{(1-\alpha)^2 k/\alpha}{2}} = \delta/2.$$

Together with (3), this concludes the proof.  $\square$

## 6 CONCLUSION

We introduced the SQUID algorithm for the micro algorithmic pattern of retaining the  $q$  largest items, the SQUID-HH for the weighted heavy hitter problem, and the SQUID-LRFU for more general

score-based caching policies. Our SQUID algorithm is faster than standard data structures like Heap and Skip list and from the previously suggested approaches [12]. Such an improvement shows a potential to improve the throughput of numerous network algorithms that utilize the above-mentioned micro algorithmic pattern [8, 18, 30, 32, 52, 53]. Specifically, our evaluation demonstrates concrete improvements for Network-wide heavy hitters [37], Priority Sampling [31], and Priority Based Aggregation [31]. Moreso, SQUID-HH targets the weighted heavy hitters' problem and is faster and more accurate than the best alternative [5] when evaluated on real network traces.

Finally, our SQUID-LRFU algorithm targets the broader context of score based caching. We demonstrate a throughput improvement on the LRFU cache policy [12, 47] with a negligible effect on the hit ratio. We also adapt SQUID-LRFU for P4 switches and target in-network P4-based hardware caches. Our implementation enables a broad range of score-based cache policies in the data plane. Our evaluation shows acceptable switch overheads and a similar hit ratio to (software) SQUID-LRFU. For reproducibility, our code is released as open source [2].

## REFERENCES

- [1] Intel® tofino™ series programmable ethernet switch ASIC. <https://www.intel.com/content/www/us/en/products/network-io/programmable-ethernet-switch.html>.
- [2] Squid open source. <https://github.com/SQUID12/SQUID>.
- [3] The CAIDA UCSD Anonymized Internet Traces 2016 - January. 21st.
- [4] M. Al-Fares, S. Radhakrishnan, B. Raghavan, N. Huang, A. Vahdat, et al. Hedera: dynamic flow scheduling for data center networks. In *USENIX NSDI*. San Jose, USA, 2010.
- [5] D. Anderson, P. Bevan, K. Lang, E. Liberty, L. Rhodes, and J. Thaler. A high-performance algorithm for identifying frequent items in data streams. In *ACM IMC*, 2017.
- [6] M. T. Arashloo, Y. Koral, M. Greenberg, J. Rexford, and D. Walker. Snap: Stateful network-wide abstractions for packet processing. In *ACM SIGCOMM*, 2016.
- [7] E. Assaf, R. Ben-Basat, G. Einziger, and R. Friedman. Pay for a sliding bloom filter and get counting, distinct elements, and entropy for free. In *IEEE INFOCOM*, 2018.
- [8] Z. B. Yossef, T. Jayram, R. Kumar, D. Sivakumar, and L. Trevisan. Counting distinct elements in a data stream. In *RANDOM*, 2002.
- [9] R. Basat, G. Einziger, R. Friedman, M. Luizelli, and E. Waisbard. Constant time updates in hierarchical heavy hitters. In *ACM SIGCOMM*, 2017.
- [10] R. B. Basat, G. Einziger, R. Friedman, and Y. Kassner. Optimal elephant flow detection. In *IEEE INFOCOM*, 2017.
- [11] R. B. Basat, G. Einziger, R. Friedman, and Y. Kassner. Randomized admission policy for efficient top-k and frequency estimation. In *IEEE INFOCOM 2017-IEEE Conference on Computer Communications*, pages 1–9. IEEE, 2017.
- [12] R. B. Basat, G. Einziger, J. Gong, J. Moroney, and D. Raz. q-MAX: A Unified Scheme for Improving Network Measurement Throughput. In *Proceedings of the Internet Measurement Conference, IMC 2019, Amsterdam, The Netherlands, October 21-23, 2019*, pages 322–336. ACM, 2019.
- [13] R. B. Basat, G. Einziger, M. C. Luizelli, and E. Waisbard. A black-box method for accelerating measurement algorithms with accuracy guarantees. In *2019 IFIP Networking Conference, Networking 2019, Warsaw, Poland, May 20-22, 2019*, pages 1–9. IEEE, 2019.
- [14] R. B. Basat, G. Einziger, M. Mitzenmacher, and S. Vargaftik. Faster and more accurate measurement through additive-error counters. In *IEEE INFOCOM 2020-IEEE Conference on Computer Communications*, pages 1251–1260. IEEE, 2020.
- [15] R. B. Basat, G. Einziger, M. Mitzenmacher, and S. Vargaftik. Salsa: Self-adjusting lean streaming analytics. In *2021 IEEE 37th International Conference on Data Engineering (ICDE)*, pages 864–875. IEEE, 2021.
- [16] R. Ben-Basat, G. Einziger, and R. Friedman. Space efficient elephant flow detection. In *ACM SYSTOR*, 2018.
- [17] R. Ben-Basat, G. Einziger, R. Friedman, and Y. Kassner. Heavy hitters in streams and sliding windows. In *IEEE INFOCOM*, 2016.
- [18] R. Ben Basat, G. Einziger, J. Moroney, and D. Raz. Network-wide routing oblivious heavy hitters. In *ACM/IEEE ANCS*, 2018.
- [19] R. Ben Basat, S. Ramanathan, Y. Li, G. Antichi, M. Yu, and M. Mitzenmacher. Pint: Probabilistic in-band network telemetry. In *Proceedings of the Annual conference of the ACM Special Interest Group on Data Communication on the applications, technologies, architectures, and protocols for computer communication*, pages 662–680, 2020.
- [20] T. Benson, A. Akella, and D. A. Maltz. Network traffic characteristics of data centers in the wild. In *ACM IMC*, 2010.

- [21] T. Benson, A. Anand, A. Akella, and M. Zhang. Microte: Fine grained traffic engineering for data centers. In *ACM CoNEXT*, 2011.
- [22] M. Blum, R. W. Floyd, V. Pratt, R. L. Rivest, and R. E. Tarjan. Time bounds for selection. *J. of Computer and System Sciences*, 1973.
- [23] M. Charikar, K. Chen, and M. Farach-Colton. Finding frequent items in data streams. In *Proc. of the 29th International Colloquium on Automata, Languages and Programming, ICALP*. Springer-Verlag, 2002.
- [24] M. Chiesa, G. Rétvári, and M. Schapira. Lying your way to better traffic engineering. In *ACM CoNEXT*, 2016.
- [25] G. Cormode and S. Muthukrishnan. Diamond in the rough: Finding hierarchical heavy hitters in multi-dimensional data. In *In Proceedings of the 23rd ACM SIGMOD International Conference on Management of Data*, 2004.
- [26] G. Cormode and S. Muthukrishnan. An improved data stream summary: The count-min sketch and its applications. *J. Algorithms*, 55, 2004.
- [27] G. Cormode and S. Muthukrishnan. What's hot and what's not: Tracking most frequent items dynamically. *ACM Trans. Database Syst.*, 2005.
- [28] E. D. Demaine, A. López-Ortiz, and J. I. Munro. Frequency estimation of internet packet streams with limited space. In *Proc. of the 10th Annual European Symposium on Algorithms, ESA*. Springer-Verlag, 2002.
- [29] G. Dittmann and A. Herkersdorf. Network processor load balancing for high-speed links. In *SPECTS*, 2002.
- [30] N. Duffield, C. Lund, and M. Thorup. Priority sampling for estimation of arbitrary subset sums. *J. ACM*, 2007.
- [31] N. Duffield, C. Lund, and M. Thorup. Priority sampling for estimation of arbitrary subset sums. *J. ACM*, 54(6):32–es, Dec. 2007.
- [32] N. Duffield, Y. Xu, L. Xia, N. K. Ahmed, and M. Yu. Stream aggregation through order sampling. In *ACM CIKM*, 2017.
- [33] G. Einziger, O. Eytan, R. Friedman, and B. Manes. Adaptive software cache management. In *Proceedings of the 19th International Middleware Conference*, Middleware '18, page 94–106, New York, NY, USA, 2018. Association for Computing Machinery.
- [34] P. Garcia-Teodoro, J. E. Díaz-Verdejo, G. Maciá-Fernández, and E. Vázquez. Anomaly-based network intrusion detection: Techniques, systems and challenges. *Computers and Security*, 2009.
- [35] Y. Gu, A. McCallum, and D. Towsley. Detecting anomalies in network traffic using maximum entropy estimation. In *ACM IMC*, 2005.
- [36] A. Gupta, R. Harrison, M. Canini, N. Feamster, J. Rexford, and W. Willinger. Sonata: Query-driven streaming network telemetry. In *ACM SIGCOMM*, pages 357–371, 2018.
- [37] R. Harrison, Q. Cai, A. Gupta, and J. Rexford. Network-wide heavy hitter detection with commodity switches. In *ACM SOSR*, 2018.
- [38] C. A. R. Hoare. Algorithm 65: Find. *Commun. ACM*, 1961.
- [39] Q. Huang, X. Jin, P. P. C. Lee, R. Li, L. Tang, Y.-C. Chen, and G. Zhang. Sketchvisor: Robust network measurement for software packet processing. In *ACM SIGCOMM*, 2017.
- [40] S. Jiang and X. Zhang. Lirs: An efficient low inter-reference recency set replacement policy to improve buffer cache performance. *ACM SIGMETRICS*, pages 31–42, 2002.
- [41] X. Jin, X. Li, H. Zhang, R. Soulé, J. Lee, N. Foster, C. Kim, and I. Stoica. Netcache: Balancing key-value stores with fast in-network caching. In *Proceedings of the 26th Symposium on Operating Systems Principles*, pages 121–136, 2017.
- [42] J. Jung, V. Paxson, A. W. Berger, and H. Balakrishnan. Fast portscan detection using sequential hypothesis testing. In *IEEE S&P*, 2004.
- [43] A. Kabbani, M. Alizadeh, M. Yasuda, R. Pan, and B. Prabhakar. Af-qcn: Approximate fairness with quantized congestion notification for multi-tenanted data centers. In *HOTI*, 2010.
- [44] R. Karedla, J. S. Love, and B. G. Wherry. Caching strategies to improve disk system performance. *Computer*, 27(3):38–46, Mar. 1994.
- [45] N. Katta, A. Ghag, M. Hira, I. Keslassy, A. Bergman, C. Kim, and J. Rexford. Clove: Congestion-aware load-balancing at the virtual edge. In *ACM CoNEXT*, 2017.
- [46] E. Kranakis, P. Morin, and Y. Tang. Bounds for frequency estimation of packet streams. In *In SIROCCO*, 2003.
- [47] D. Lee, J. Choi, J.-H. Kim, S. H. Noh, S. L. Min, Y. Cho, and C. S. Kim. Lrfu: a spectrum of policies that subsumes the least recently used and least frequently used policies. *IEEE Trans. on Comp.*, 2001.
- [48] X. Li, R. Sethi, M. Kaminsky, D. G. Andersen, and M. J. Freedman. Be fast, cheap and in control with {SwitchKV}. In *13th USENIX Symposium on Networked Systems Design and Implementation (NSDI 16)*, pages 31–44, 2016.
- [49] Y. Li, R. Miao, H. H. Liu, Y. Zhuang, F. Feng, L. Tang, Z. Cao, M. Zhang, F. Kelly, M. Alizadeh, et al. Hppc: High precision congestion control. In *Proceedings of the ACM Special Interest Group on Data Communication*, pages 44–58, 2019.
- [50] M. Liberatore and P. Shenoy. Umass trace repository. <http://traces.cs.umass.edu/index.php/Main/About>, 2016.
- [51] Z. Liu, Z. Bai, Z. Liu, X. Li, C. Kim, V. Braverman, X. Jin, and I. Stoica. Distcache: Provable load balancing for large-scale storage systems with distributed caching. In *17th USENIX Conference on File and Storage Technologies (FAST 19)*, pages 143–157, Boston, MA, Feb. 2019. USENIX Association.

- [52] Z. Liu, R. Ben-Basat, G. Einziger, Y. Kassner, V. Braverman, R. Friedman, and V. Sekar. Nitrosketch: Robust and general sketch-based monitoring in software switches. In *ACM SIGCOMM*, 2019.
- [53] Z. Liu, A. Manousis, G. Vorsanger, V. Sekar, and V. Braverman. One sketch to rule them all: Rethinking network flow monitoring with univmon. In *ACM SIGCOMM*, 2016.
- [54] B. Manes. Caffeine: A high performance caching library for java 8. <https://github.com/ben-manes/caffeine>, 2016.
- [55] N. Megiddo and D. S. Modha. Arc: A self-tuning, low overhead replacement cache. In *USENIX FAST*, 2003.
- [56] A. Metwally, D. Agrawal, and A. E. Abbadi. Efficient computation of frequent and top-k elements in data streams. In *IN ICDT*, 2005.
- [57] J. Misra and D. Gries. Finding repeated elements. *Science of computer programming*, 2(2):143–152, 1982.
- [58] M. Mitzenmacher. Some open questions related to cuckoo hashing. In *European Symposium on Algorithms*, pages 1–10. Springer, 2009.
- [59] B. Mukherjee, L. Heberlein, and K. Levitt. Network intrusion detection. *Network, IEEE*, 8(3), May 1994.
- [60] S. Narayana, A. Sivaraman, V. Nathan, P. Goyal, V. Arun, M. Alizadeh, V. Jeyakumar, and C. Kim. Language-directed hardware design for network performance monitoring. In *Proceedings of the Conference of the ACM Special Interest Group on Data Communication*, pages 85–98, 2017.
- [61] R. Neugebauer, G. Antichi, J. F. Zazo, Y. Audzevich, S. López-Buedo, and A. W. Moore. Understanding pcie performance for end host networking. In *Proceedings of the 2018 Conference of the ACM Special Interest Group on Data Communication*, pages 327–341, 2018.
- [62] R. Pagh and F. F. Rodler. Cuckoo hashing. *Journal of Algorithms*, 51(2):122–144, 2004.
- [63] S. Park and C. Park. Frd: A filtering based buffer cache algorithm that considers both frequency and reuse distance. In *Proc. of the 33rd IEEE International Conference on Massive Storage Systems and Technology (MSST)*, 2017.
- [64] M. Tirmazi, R. Ben Basat, J. Gao, and M. Yu. Cheetah: Accelerating database queries with switch pruning. In *Proceedings of the 2020 ACM SIGMOD International Conference on Management of Data*, pages 2407–2422, 2020.
- [65] M. Yu, L. Jose, and R. Miao. Software defined traffic measurement with opensketch. In *USENIX NSDI*, 2013.
- [66] C. Zeng, L. Luo, T. Zhang, Z. Wang, L. Li, W. Han, N. Chen, L. Wan, L. Liu, Z. Ding, et al. Tiara: A scalable and efficient hardware acceleration architecture for stateful layer-4 load balancing. In *19th USENIX Symposium on Networked Systems Design and Implementation (NSDI 22)*, pages 1345–1358, 2022.

## A PARAMETER TUNING

### *The Expected Iteration Length.*

The above analysis looks for a bound on the probability of getting an iteration of at least  $q \cdot \eta \cdot \gamma$  elements. In practice, even if we get  $X_{(k)} < q \cdot \eta \gamma$  it is still useful to run the iteration rather than draw a new pivot. To that end, we can approximate  $X_{(k)}$  as  $q(1 + \gamma) \cdot W_k$ , where  $W_k \sim \text{Beta}(k, Z - k + 1)$  is distributed like the  $k^{\text{th}}$  order statistic of  $Z$  i.i.d. uniform, continuous,  $U[0, 1]$  variables. The conditioned expectation of  $X_{(k)}$  can then be expressed as

$$\mathbb{E}[X_{(k)} | X_{(k)} \leq q\gamma] \geq q(1 + \gamma)\mathbb{E}[W_k | W_k \leq \gamma/(1 + \gamma)] - 1. \quad (4)$$

Using the probability distribution function of  $\text{Beta}(k, Z - k + 1)$ , we can then write

$$\mathbb{E}[W_k | W_k \leq \gamma/(1 + \gamma)] = \frac{\int_0^{\gamma/(1+\gamma)} x \frac{x^{k-1}(1-x)^{Z-k}}{B(k, Z-k+1)} dx}{\Pr[W_k \leq \gamma/(1 + \gamma)]} = \frac{B(k+1, Z-k+1) \cdot I_{\gamma/(1+\gamma)}(k+1, Z-k+1)}{B(k, Z-k+1) \cdot I_{\gamma/(1+\gamma)}(k, Z-k+1)},$$

where  $B(\cdot)$  is the Beta function and  $I$  is the Regularized Incomplete Beta function.

While the expression has no closed-form formula, we can evaluate it numerically. For example, the parameters  $\gamma = 1$ ,  $\alpha = 0.8$ ,  $k = 304$ , and  $Z = 760$  (calculated for  $\delta = 0.1\%$ ) yield  $\mathbb{E}[W_k | W_k \leq \gamma/(1 + \gamma)] \approx 0.399995$ . We note that  $\mathbb{E}[W_k] = k/Z = 0.4$ ; the correct conditioned expectation,  $\mathbb{E}[W_k | W_k \leq \gamma/(1 + \gamma)]$ , is slightly lower since we demand that the pivot is always among the  $q\gamma$  smallest elements. Plugging this back to (4), we get that the expectation is nearly  $0.8\gamma \cdot q$ .

### A.1 Optimizing the $\alpha$ Parameter

To understand our algorithm, we consider the budget of  $Z$  samples given and tune our algorithm to optimize the expected number of elements cleared in an iteration. For that, we get a lower bound on the expected number of elements removed by our iteration of

$$\begin{aligned} \mathbb{E}[X_{(k)} | X_{(k)} \leq q\gamma] \cdot \Pr[X_{(k)} \leq q\gamma] &\geq (q(1 + \gamma)\mathbb{E}[W_k | W_k \leq \gamma/(1 + \gamma)] - 1) \cdot \left(1 - e^{-k \cdot \frac{(\gamma - \alpha\gamma)^2}{\alpha\gamma \cdot (2 + \gamma - \alpha\gamma)}}\right) \\ &= \left(q(1 + \gamma) \frac{B(k+1, Z-k+1) \cdot I_{\gamma/(1+\gamma)}(k+1, Z-k+1)}{B(k, Z-k+1) \cdot I_{\gamma/(1+\gamma)}(k, Z-k+1)} - 1\right) \cdot \left(1 - e^{-k \cdot \frac{(\gamma - \alpha\gamma)^2}{\alpha\gamma \cdot (2 + \gamma - \alpha\gamma)}}\right). \end{aligned}$$

Our goal is to maximize this expectation (by setting the right  $\alpha$ ) while fixing the value of  $Z$ , therefore we express the above as a function of  $\alpha$  by setting  $k = \alpha\gamma \frac{Z}{(1+\gamma)}$ :

$$\begin{aligned} F_Z(\alpha) &\triangleq \left(1 - e^{-\alpha\gamma \frac{Z}{(1+\gamma)} \cdot \frac{(\gamma - \alpha\gamma)^2}{\alpha\gamma \cdot (2 + \gamma - \alpha\gamma)}}\right) \cdot \\ &\quad \left(q(1 + \gamma) \frac{B(\alpha\gamma \frac{Z}{(1+\gamma)} + 1, Z - \alpha\gamma \frac{Z}{(1+\gamma)} + 1) \cdot I_{\gamma/(1+\gamma)}(\alpha\gamma \frac{Z}{(1+\gamma)} + 1, Z - \alpha\gamma \frac{Z}{(1+\gamma)} + 1)}{B(\alpha\gamma \frac{Z}{(1+\gamma)}, Z - \alpha\gamma \frac{Z}{(1+\gamma)} + 1) \cdot I_{\gamma/(1+\gamma)}(\alpha\gamma \frac{Z}{(1+\gamma)}, Z - \alpha\gamma \frac{Z}{(1+\gamma)} + 1)} - 1\right). \end{aligned}$$

While the above function is unlikely to admit analytical optimization, we can search for the right  $\alpha$  value using numeric means.

When  $Z \gg \frac{1+\gamma}{\gamma^2(1-\alpha)^2}$  (and thus  $k \gg \frac{\alpha}{\gamma(1-\alpha)^2}$ ), we can approximate  $\mathbb{E}[W_k | W_k \leq \gamma/(1 + \gamma)]$  as  $\mathbb{E}[W_k] = k/Z$ . The reason is that the probability that  $X_{(k)}$  is larger than  $q\gamma$  is small (as evident by (3)) and only slightly affect the conditioned expectation  $\mathbb{E}[W_k | W_k \leq \gamma/(1 + \gamma)]$ . In this case, we



can get a simpler optimization function:

$$F_Z(\alpha) \approx \left(1 - e^{-\alpha \gamma \frac{Z}{(1+\gamma)} \cdot \frac{(y-\alpha\gamma)^2}{\alpha\gamma \cdot (2+\gamma-\alpha\gamma)}}\right) (q(1+\gamma) \cdot k/Z) =$$

$$\left(1 - e^{-\frac{Z}{(1+\gamma)} \cdot \frac{(y-\alpha\gamma)^2}{(2+\gamma-\alpha\gamma)}}\right) (q\alpha\gamma) \geq \left(1 - e^{-\frac{Z\gamma^2}{(1+\gamma)(2+\gamma)} \cdot (1-\alpha)^2}\right) (q\alpha\gamma).$$

The resulting function is concave in the range  $\alpha \in (0, 1)$  and is easy to optimize numerically. For example, when  $\gamma = 1$ , using  $Z = 760$  samples it is maximized at  $\alpha \approx 0.83$ , giving a lower bound of  $0.808q\gamma$  elements that are removed on average, when factoring in the probability of a bad pivot choice.

## B THROUGHPUT FOR DIFFERENT $q$ VALUES

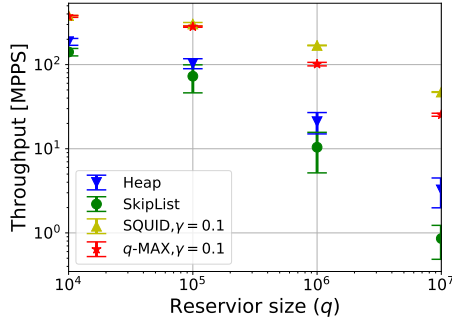


Fig. 9. Throughput of SQUID and  $q$ -MAX as function of  $q$  on a stream of 150M random numbers.

Figure 9 compares SQUID to  $q$ -MAX for varying  $q$  values. As can be observed, SQUID is at least as fast as  $q$ -MAX for all values of  $q$  with  $\gamma = 0.1$ . Moreover, when  $q$  is large, SQUID is up to 41% faster.

Received 20 February 2007; revised 12 March 2009; accepted 5 June 2009