

QUANTIFICATION OF POWER AND THE GEOMETRY OF SIMPLICIAL COMPLEXES

ANASTASIA BROOKS, FRANJO ŠARČEVIĆ, AND ISMAR VOLIĆ

ABSTRACT. We use simplicial complexes to model voting systems where certain coalitions are considered unlikely or impossible. We express the Banzhaf and Shapley-Shubik power indices in terms of such voting systems. We show how unweighted and weighted Banzhaf and Shapley-Shubik power indices can be computed by formulas which count certain types of simplices. We also provide several examples and supply the code for calculating these indices in Python.

CONTENTS

1. Introduction	1
2. Preliminaries	3
2.1. Banzhaf power index	3
2.2. Shapley-Shubik power index	4
2.3. Simplicial complexes	5
3. Computing power indices with simplicial complexes	7
3.1. Modeling voting systems with simplicial complexes	7
3.2. Unweighted Banzhaf power index	9
3.3. Unweighted Shapley-Shubik power index	10
3.4. Weighted Banzhaf power index	12
3.5. Weighted Shapley-Shubik power index	15
4. Index calculators	18
4.1. Banzhaf index calculator	18
4.2. Shapley-Shubik index calculator	21
5. Directions for further research	22
References	23

1. INTRODUCTION

Simplicial complexes are a natural tool for modeling structures in which there exist interactions between objects; the objects can be represented by vertices and their interaction by a simplex. In recent years, the use of simplicial complexes to model such interactions has become increasingly

2020 *Mathematics Subject Classification.* 91F10, 91B12, 05E45.

Key words and phrases. weighted voting, coalition, quantification of power, power index, Banzhaf index, Shapley-Shubik index, simplicial complex.

Acknowledgements. The second author is grateful to University of Seville where parts of this paper were written. The third author would like to thank the Simons Foundation for its support. He is also grateful to University of Sarajevo where parts of this paper were written. The authors also thank Ava Mock who worked on this project in its early stages.

common in various fields, including in social sciences – and specifically in social choice theory – where simplicial complexes have been used to model social communication and opinion dynamics [HG21, IPBL19, WZLS20].

Modeling the political structures with simplicial complexes, where the voters or agents are represented by the vertices and coalitions by the simplices, enables us to bring a number of topological concepts into the picture [AK19, MV21].

In this paper, we will take this setup further by applying the simplicial complex framework to the problem of quantification of power and the calculation of power indices.

There are two classical ways of quantifying the probability that a particular voter will change the outcome of an election. The Banzhaf power index [Ban65] and the Shapley-Shubik power index [SS54] offer two measurements of the power of a voter based on their ability to affect the outcome of an election, though both indices are unable to account for certain nuances of real-life voting schemes. Both systems assume the equal likelihood of all voting coalitions, but reality suggests that some coalitions are more likely than others, while some are perhaps entirely improbable. Owen [Owe77, Owe81] modified these indices by introducing non-equal probability assumptions for the coalitions. A further advance in that direction was made by Edelman [Ede97], whose work was extended by Perlinger and Berg [Per00, BP00] and Mazurkiewicz and Mercik [MM05]. Recent literature on these topics includes [MS18, dMLLBL20, Kur20]. In particular, the authors of [MS18] give a modification of the Banzhaf, Shapley-Shubik, and other power indices to take into account the profiles of the political parties as the main factor for forming a winning coalition. They consider the power indices in a few empirical cases.

Another avenue of investigation in the field of power indices is *election inversion* [Mil12], a phenomenon that can occur in any two-tiered electoral system, for example under the U.S. Electoral College. This is the situation when a win in the popular vote does not translate into the electoral (or parliamentary) win, as has happened, for example, in the 2016 U.S. presidential elections. In [dMLLBL20], the authors give an asymptotic evaluation of the probability of an election inversion in a toy symmetric version of the U.S. presidential electoral system, assuming that the votes are drawn from a Shapley-Shubik probability model.

Finally, [Kur20] discusses approximation results between weights and the Banzhaf power index in a weighted game, providing some parametric examples that give necessary conditions for the existence of limit results for the Banzhaf power index. The author also formulates a conjecture regarding weights and the Shapley-Shubik index.

Our paper takes what appears to be a new approach to power indices. A voting scheme is modeled by a simplicial complex where voters are represented by vertices and k -simplices represent possible coalitions of size $k + 1$. Improbable or impossible coalitions are captured by the absence of simplices that would have been spanned by the vertices representing those voters. The topology and geometry of such a simplicial complex offer new insights into the relationships between voters, particularly in larger voting systems.

The main part of the paper is Section 3. After modeling voting systems with simplicial complexes, we first study and provide formulas for the unweighted Banzhaf power index and the unweighted Shapley-Shubik power index in terms of simplicial complexes. Then we study the weighted Banzhaf index and express it by a formula counting certain types of simplices. A few examples (UN Security Council, U.S. Electoral College, Bosnian-Herzegovinian Parliament) are also provided. We do the same with the Shapley-Shubik index.

The Banzhaf and Shapley-Shubik indices in the examples are obtained using a Python code we wrote for calculating them. Section 4 provides some details and samples from the code. Finally, we offer potential directions for further research. One of the most promising routes is to improve our formulas by taking into account that the probability of coalition formation may be non-binary, which is of course closer to reality.

2. PRELIMINARIES

In this section we will briefly recall the basics of power indices and simplicial complexes that are relevant to this paper.

2.1. Banzhaf power index. The Banzhaf power index was defined, in slightly different forms, by multiple mathematicians over the 20th century (Penrose [Pen46], Banzhaf [Ban65], Coleman [Col71]). It is also referred to as the Penrose-Banzhaf or Banzhaf-Coleman index. This index measures the number of times a voter is critical as a share of all the instances when any voter is critical. For details, see the book [RU16].

Consider the weighted voting system

$$V(q; w_1, \dots, w_n)$$

of n voters in a yes/no voting situation (selecting one of two candidates, passing a legislation, adopting a measure, convicting a suspect, etc.). Here w_i is the *weight* of the voter v_i , for $i = 1, \dots, n$, so voter v_i 's vote is in some sense "worth" w_i votes, or carries w_i points. At least q votes are required for a win; this positive integer is called the *quota*. The quota is typically set as

$$\frac{1}{2}t < q \leq t,$$

where $t = w_1 + \dots + w_n$ is the total number of votes. This is the usual *supermajority* condition, with $q = t$ being the special case of *unanimity*.

Any subset $U = \{v_{j_1}, \dots, v_{j_k}\} \subset V = \{v_1, \dots, v_n\}$ of the set of voters is called a coalition. We assume all the voters in a coalition U vote the same way.

Definition 2.1. In a weighted voting system $V(q; w_1, \dots, w_n)$, a subset of the voters $U = \{v_{j_1}, \dots, v_{j_k}\}$ is a *winning coalition* if

$$w_{j_1} + \dots + w_{j_k} \geq q.$$

It is clear that there cannot be two disjoint winning coalitions U and Z , because otherwise the sum of votes in U and Z would exceed t .

If a coalition is not winning, it is said to be *losing*.

Definition 2.2. A voter is said to be *critical* if it is a member of a winning coalition that would become losing coalition without its vote; that is, for some $l \in \{1, \dots, k\}$, a member v_{j_l} of a winning coalition $\{v_{j_1}, \dots, v_{j_k}\}$ is critical if

$$w_{j_1} + \dots + w_{j_k} - w_{j_l} < q.$$

Definition 2.3. For a voter v_i , the *Banzhaf power index* is defined to be the number

$$B(v_i) = \frac{c(v_i)}{c(V)},$$

where $c(v_i)$ is the number of times voter v_i is critical, and $c(V)$ is the total number of times all voters are critical, i.e. $c(V) = c(v_1) + \dots + c(v_n)$.

In other words $B(v_i)$ captures the probability that a voter v_i will change the outcome of a vote by joining coalitions.

It should be clear that $B(v_1) + \dots + B(v_n) = 1$.

Example 2.4. Take the voting system $V(q = 8; w_1 = 1, w_2 = 2, w_3 = 3, w_4 = 4, w_5 = 5)$ of five voters $\{v_1, v_2, v_3, v_4, v_5\}$. There are 12 winning coalitions, including the coalition $\{v_1, v_2, v_3, v_4\}$. This is a winning coalition because $1 + 2 + 3 + 4 = 10 \geq 8$. In this coalition, only v_3 and v_4 are critical, because without either of their votes the coalition would not pass, but v_1 and v_2 could each be removed and the coalition would still be winning. Out of the 12 winning coalitions, there are 26 instances when a voter is critical. Voter v_1 is critical 2 times, namely in the winning coalitions $\{v_1, v_2, v_5\}$ and $\{v_1, v_3, v_4\}$, so $c(v_1) = 2$. We also have $c(v_2) = 2$ because v_2 is critical only in the winning coalitions $\{v_1, v_2, v_5\}$ and $\{v_2, v_3, v_4\}$. Similarly, $c(v_3) = 6, c(v_4) = 6$, and $c(v_5) = 10$. Thus the Banzhaf indices for this voting system are

$$B(v_1) = B(v_2) = \frac{2}{26}, \quad B(v_3) = B(v_4) = \frac{6}{26}, \quad B(v_5) = \frac{10}{26}.$$

2.2. Shapley-Shubik power index. While for the Banzhaf power index the order in which voters join a coalition does not matter, i.e. the coalitions are just subsets of the set of voters, the Shapley-Shubik power index, introduced by Shapley and Shubik in 1954 [SS54] takes the order in which voters enter a coalition into account. This is natural since, in real-life situations, voters often decide whether to join a coalition based on who is already in it (think political parties in a parliament). Voting power is then measured by how often a voter flips a coalition from losing to winning at the moment they join.

Definition 2.5. A *maximal sequential coalition* or an *ordered coalition* of n voters $\{v_1, \dots, v_n\}$ is any bijection $\sigma : \{v_1, \dots, v_n\} \rightarrow \{v_1, \dots, v_n\}$, that is, any permutation $[v_{\sigma(1)}, \dots, v_{\sigma(n)}]$ of the set $\{v_1, \dots, v_n\}$.

Definition 2.6. A voter is said to be *pivotal* if the ordered coalition is not winning before the voter joined and it is winning after the voter joined the coalition; that is, a voter v_l is pivotal in the ordered coalition $[v_{\sigma(1)}, \dots, v_{\sigma(n)}]$ if $l = \sigma(k)$ for some $k \in \{1, \dots, n\}$ and

$$(a) \quad w_{\sigma(1)} + \dots + w_{\sigma(k-1)} < q,$$

$$(b) \quad w_{\sigma(1)} + \dots + w_{\sigma(k)} \geq q.$$

Definition 2.7. For a voter v_i in a voting system $V(q; w_1, \dots, w_n)$, the *Shapley-Shubik power index* is defined to be the number

$$SS(v_i) = \frac{p(v_i)}{p(V)},$$

where $p(v_i)$ is the number of times voter v_i is pivotal, and $p(V)$ is the number of times all voters are pivotal.

Since every winning coalition has a pivotal voter, the count of all pivotal voters is the count of all maximal sequential coalitions, hence $p(V) = n!$. So the Shapley-Shubik index can be rewritten as

$$SS(v_i) = \frac{p(v_i)}{n!}.$$

It should again be clear that $SS(v_1) + \dots + SS(v_n) = 1$.

Example 2.8. Take the same voting system $V(8; 1, 2, 3, 4, 5)$ as in Example 2.4. Taking order into account, there are $5! = 120$ winning coalitions. Using the brackets $[-]$ to denote sequential coalitions, two of the winning ones are $A = [v_5, v_1, v_2, v_4, v_3]$ and $B = [v_1, v_3, v_2, v_4, v_5]$. In the sequential coalition A , v_2 is the pivotal voter, because v_5 and v_1 together do not have enough voting power, but v_2 is the one that tips the coalition into victory by its vote. Similarly, in the sequential coalition B , v_4 is the pivotal voter. We find that all sequential coalitions with v_1 as pivotal are $[v_2, v_5, v_1, v_4, v_3]$, $[v_2, v_5, v_1, v_3, v_4]$, $[v_5, v_2, v_1, v_3, v_4]$, $[v_5, v_2, v_1, v_4, v_3]$, $[v_3, v_4, v_1, v_2, v_5]$, $[v_3, v_4, v_1, v_5, v_2]$, $[v_4, v_3, v_1, v_2, v_5]$, $[v_4, v_3, v_1, v_5, v_2]$. Hence, $p(v_1) = 8$. Similarly, $p(v_2) = 8$, $p(v_3) = p(v_4) = 28$, $p(v_5) = 48$. Therefore, the Shapley-Shubik indices for this voting system are

$$SS(v_1) = SS(v_2) = \frac{8}{120}, \quad SS(v_3) = SS(v_4) = \frac{28}{120}, \quad SS(v_5) = \frac{48}{120}.$$

Comparing this with Example 2.4, we see that the Shapley-Shubik indices for the voters v_1 and v_2 are slightly less than the corresponding Banzhaf indices, and the Shapley-Shubik indices for the voters v_3, v_4, v_5 are slightly greater than the corresponding Banzhaf indices.

2.3. Simplicial complexes. This subsection provides the basic information about finite simplicial complexes that we will use in the subsequent section to represent voting systems and develop new formulas for power indices. Standard material about simplicial complexes can be found in many topology textbooks, such as [FP09], [Mat03], [Spa95]. A self-contained exposition sufficient for understanding how political structures relate to simplicial complexes can be found in [MV21].

Definition 2.9. A *finite abstract simplicial complex* is the ordered pair $K = (V, \Delta)$ that consists of a finite set V and a set Δ of subsets of V such that

- (1) Elements of V are in Δ ;
- (2) If $\sigma \in \Delta$ and $\eta \subset \sigma$, then $\eta \in \Delta$.

Roughly speaking, K is a family of sets that is closed under taking subsets. Elements of V are called *vertices* of K , and elements of Δ are called *simplices* of K .

To simplify notation, we usually identify K with Δ .

If we associate geometry to a given abstract simplicial complex – turning K into a topological space $\|K\|$ called the *geometric realization* (or the *polyhedron*) of K – we get a *geometric simplicial complex*, a structure that can be visualized by points, line segments, triangles, tetrahedra, and their higher-dimensional generalizations. Each point represents a vertex and a (generalized) tetrahedron spanned by some subsets of the vertices represents a simplex. When we say *simplicial complex*, it is this geometric representation we will be referring to.

Example 2.10. An example of a simplicial complex on the vertex set $V = \{v_1, v_2, v_3, v_4, v_5, v_6, v_7\}$ is

$$K = \{\{v_1\}, \{v_2\}, \{v_3\}, \{v_4\}, \{v_5\}, \{v_6\}, \{v_7\}, \{v_1, v_2\}, \{v_1, v_3\}, \\ \{v_2, v_3\}, \{v_2, v_4\}, \{v_2, v_5\}, \{v_4, v_5\}, \{v_5, v_6\}, \{v_1, v_2, v_3\}\}.$$

The geometric realization of K is given in Figure 1.

On the other hand, the collections

$$K' = \{\{v_1\}, \{v_2\}, \{v_3\}, \{v_4\}, \{v_5\}, \{v_6\}, \{v_7\}, \{v_1, v_2\}, \{v_1, v_3\}, \{v_1, v_2, v_3\}\}$$

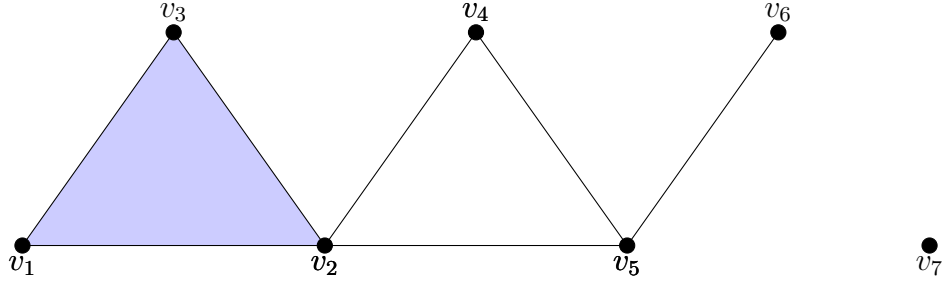


FIGURE 1. The geometric realization of the simplicial complex from Example 2.10

and

$$K'' = \{\{v_1\}, \{v_2\}, \{v_3\}, \{v_4\}, \{v_5\}, \{v_6\}, \{v_1, v_2\}, \{v_1, v_3\}, \\ \{v_2, v_3\}, \{v_2, v_4\}, \{v_2, v_5\}, \{v_4, v_5\}, \{v_5, v_6\}, \{v_1, v_2, v_3\}\}$$

are not simplicial complexes on V .

Definition 2.11.

- A simplicial complex $L = (V', \Delta')$ is a *subcomplex* of a simplicial complex $K = (V, \Delta)$ if $V' \subset V$ and $\Delta' \subset \Delta$.
- Let $K = (V, \Delta)$ be a simplicial complex. We call $\sigma \in \Delta$ a *d-simplex* of K if σ contains exactly $d + 1$ vertices, i.e. $|\sigma| = d + 1$.
- If σ is a simplex of K , then any subset η of σ is called a *face* of σ .
- If σ is a simplex of K , the *dimension* of σ is

$$\dim \sigma = |\sigma| - 1.$$

- The *dimension of the complex* K is defined to be the maximal dimension of its simplices, that is

$$\dim K = \max\{\dim \sigma : \sigma \in \Delta\}.$$

If $\dim K = n$, we say K is an *n-complex*.

- A simplex σ in K is called a *maximal simplex* or a *facet* if σ is not a face of any other simplex of K . It follows that Δ is the set of all non-empty subsets of the maximal simplices of K .
- Let K^d be the collection of all *e-simplices* of K along with their faces, for all $0 \leq e \leq d$. Then K^d is called the *d-skeleton* of K . Note that $K^l \subset K^m$ for $l \leq m$.
- The *star* of a simplex σ is defined to be the set

$$\text{st}(\sigma) = \{\tau \in \Delta : \sigma \subset \tau\}.$$

Here we are most interested in the special case $\sigma = \{v\}$ for a vertex v , so $\text{st}(v)$ is the set of all simplices in K that contain v as a vertex.

- The action of removing the set $\text{st}(v)$ from the complex K is called the *deletion* of v . The subcomplex $K \setminus \text{st}(v)$ is denoted by $K \setminus v$.

Example 2.12. Let K be the simplicial complex from Example 2.10, with the geometric realization presented in Figure 1.

- Each vertex $\{v_i\}$, $i = 1, \dots, 7$, is 0-simplex of K .
The line segments $\{v_1, v_2\}, \{v_1, v_3\}, \{v_2, v_3\}, \{v_2, v_4\}, \{v_2, v_5\}, \{v_4, v_5\}, \{v_5, v_6\}$ are 1-simplices of K .
 K has one 2-simplex, a triangle $\{v_1, v_2, v_3\}$.
- The dimension of K is 2.
- The simplices $\{v_1, v_2\}, \{v_1, v_3\}, \{v_2, v_3\}$ are faces of the simplex $\{v_1, v_2, v_3\}$.
- The simplices $\{v_1, v_2, v_3\}, \{v_2, v_4\}, \{v_2, v_5\}, \{v_4, v_5\}, \{v_5, v_6\}$ and $\{v_7\}$ are maximal simplices of K . The simplices $\{v_1, v_2\}, \{v_1, v_3\}, \{v_2, v_3\}$ are not maximal.
- $K^0 = \{\{v_1\}, \{v_2\}, \{v_3\}, \{v_4\}, \{v_5\}, \{v_6\}, \{v_7\}\}$.
 $K^1 = K^0 \cup \{\{v_1, v_2\}, \{v_1, v_3\}, \{v_2, v_3\}, \{v_2, v_4\}, \{v_2, v_5\}, \{v_4, v_5\}, \{v_5, v_6\}\}$.
 $K^2 = K^1 \cup \{\{v_1, v_2, v_3\}\}$.
- $\text{st}(v_2) = \{\{v_2\}, \{v_1, v_2\}, \{v_2, v_3\}, \{v_2, v_4\}, \{v_2, v_5\}, \{v_1, v_2, v_3\}\}$.
 $K \setminus v_2 = \{\{v_1\}, \{v_3\}, \{v_4\}, \{v_5\}, \{v_6\}, \{v_7\}, \{v_1, v_3\}, \{v_4, v_5\}, \{v_5, v_6\}\}$.

3. COMPUTING POWER INDICES WITH SIMPLICIAL COMPLEXES

This is the main section of the paper. We show how to make use of simplicial complexes in modelling voting systems where some of the coalitions are not possible and calculating the Banzhaf and the Shapley-Shubik power indices for such systems.

3.1. Modeling voting systems with simplicial complexes. The traditional Banzhaf and Shapley-Shubik indices both assume equal likelihood of all possible coalitions. However, this may not provide the most accurate representation of the power of each voter. Here we model voting systems which contain forbidden coalitions, that is, the coalitions that may be extremely unlikely or impossible to form.

Consider first the traditional voting system in which no coalition is assumed forbidden. Let $V = V(q; w_1, \dots, w_n)$ be the weighted voting system consisting of voters v_1, \dots, v_n . Then we can represent V as the simplicial complex K such that the vertices of K represent each individual voter and the simplices of K represent each face of the maximal simplex $\{v_1, \dots, v_n\}$. In other words, K is the standard $(n-1)$ -simplex. For example, the voting system V consisting of voters v_1, \dots, v_7 such that no coalition is forbidden can be represented as the simplicial complex K whose simplices are all non-empty subsets of the set of voters, i.e.

$$K = \mathcal{P}_0(\{v_1, \dots, v_7\}).$$

Here, for a set A , $\mathcal{P}_0(A)$ denotes the set of all non-empty subsets of A .

In full generality, the situation with forbidden coalitions can be described as follows. Start with a full $(n-1)$ -simplex. Since then there are subsets of voters which are not allowed, this geometrically means that we remove certain faces from the full simplex. This leaves a simplicial complex which has a simplex for every coalition that is allowed. This means that there could be various subsets, not even disjoint, where voters do not talk to each other.

Now suppose, more specifically, that there exists a subset of j voters such that no two of them would ever be in a coalition. Relabel the voters so that this subset is indexed as $\{v_1, \dots, v_j\}$. In other words, any coalition containing two voters from $\{v_1, \dots, v_j\}$ is forbidden. We can represent this as the simplicial complex K with vertices representing the voters in V , and each simplex of K represents a feasible, i.e. not forbidden, coalition in V . Notice that no two vertices in $\{v_1, \dots, v_j\}$ can be contained in the same simplex, that is, they are not connected by an edge in

the geometric realization of K . Then the maximal simplices are formed by joining v_i , $1 \leq i \leq j$, to the set $\{v_{j+1}, \dots, v_n\}$. This way, we have that K has j maximal simplices and the dimension of those simplices is $n - j$.

The following example describes also another “forbidden” situation.

Example 3.1. Let V be the voting system consisting of voters v_1, \dots, v_7 such that a voter in $\{v_1, v_2, v_3\}$ could never be in a coalition with a voter in $\{v_5, v_6, v_7\}$. This means that certain subsets of the set $\{v_1, \dots, v_7\}$ are not allowed, such as $\{v_3, v_5\}$, $\{v_1, v_3, v_7\}$, $\{v_1, v_4, v_5\}$, and $\{v_2, v_5, v_6\}$. Therefore we remove all such simplices from the full 6-simplex. On the other hand, the elements of $\{v_1, v_2, v_3\}$ and $\{v_5, v_6, v_7\}$ can be in a coalition with any other element of those sets, and v_4 is open to being in a coalition with anyone. The system V can thus be represented as the simplicial complex K given by

$$K = \mathcal{P}_0(\{v_1, v_2, v_3, v_4\}) \cup \mathcal{P}_0(\{v_4, v_5, v_6, v_7\}).$$

The geometric realization of K is the union of two tetrahedra $\{v_1, v_2, v_3, v_4\}$ and $\{v_4, v_5, v_6, v_7\}$ with the common vertex v_4 ; in other words, as a wedge sum of these two tetrahedra with v_4 as the wedge point.

Example 3.2. The president of the United States of America is not elected directly by popular vote, but through a process called *Electoral College*. Each of the 50 states, along with Washington, D.C., gets a certain number of electors, which depends on its population according to the last census. The number of electors determined on the basis of 2020 Census will be applied to the 2024 and 2028 presidential elections. The smallest number of electors is 3 (for Alaska, Delaware, North Dakota, South Dakota, Vermont, and D.C.), and the highest number is 54 (for California). The total number of electors is 538, and a candidate needs at least 270 votes in the College to win the election.

Therefore, the Electoral College of the United States can be represented as the weighted voting system

$$V(270; 54, 40, 30, 28, 19, 19, 17, 16, 16, 15, 14, 13, 12, 11, 11, 11, 11, 10, 10, 10, 10, 10, 9, 9, 8, 8, 8, 7, 7, 6, 6, 6, 6, 6, 6, 5, 5, 4, 4, 4, 4, 4, 4, 4, 3, 3, 3, 3, 3, 3, 3).$$

The states are often divided into three groups: “blue wall” states, “red wall” states, and swing states. There is no real consensus on what the blue, red, and swing states are, as this depends on the criteria used (usually along the lines of how many elections of what kind have been won by which party in each state). We take one of the possibilities here, but the analysis and calculations can easily be modified for any of them. Namely, we think of the Electoral College as partitioned into the following 18 “blue wall,” 21 “red wall,” and 12 swing states:

Blue: California, Colorado, Connecticut, Delaware, Hawaii, Illinois, Maryland, Massachusetts, Nevada, New Jersey, New Mexico, New York, Oregon, Rhode Island, Vermont, Virginia, Washington, and D.C.

Red: Alabama, Alaska, Arkansas, Idaho, Indiana, Kansas, Kentucky, Louisiana, Mississippi, Missouri, Montana, Nebraska, North Dakota, Oklahoma, South Carolina, South Dakota, Tennessee, Texas, Utah, West Virginia, and Wyoming.

Swing: Arizona, Florida, Georgia, Iowa, Maine, Michigan, Minnesota, New Hampshire, North Carolina, Ohio, Pennsylvania, and Wisconsin.

In all states except Nebraska and Maine, the electors are assigned according to the "winner takes all" principle. Nebraska and Maine allocate electoral votes districtwise, which means that there is potential for each of those states to not vote entirely blue or red, but we will ignore this possibility since it is not of significant relevance for the calculations.

A U.S. presidential election typically comes down to a vote between one Republican candidate and one Democratic candidate. It follows that a "red wall" state is unlikely to be in the same coalition as a "blue wall" state and consideration of such improbable coalitions when counting pivotal and critical voters may lead to inaccuracies. Reorder the states so that the first 18 states are blue, and the next 21 states are red. Hence we will represent the Electoral College as the simplicial complex K given by

$$K = \mathcal{P}_0(\{v_1, \dots, v_{18}, v_{40}, \dots, v_{51}\}) \cup \mathcal{P}_0(\{v_{19}, \dots, v_{39}, v_{40}, \dots, v_{51}\})$$

where the vertices corresponding to the "blue wall" states are $\{v_1, \dots, v_{18}\}$, the vertices corresponding to the "red wall" states are $\{v_{19}, \dots, v_{39}\}$, and the vertices corresponding to the swing states are $\{v_{40}, \dots, v_{51}\}$. The simplices $\{v_1, \dots, v_{18}, v_{40}, \dots, v_{51}\}$ and $\{v_{19}, \dots, v_{39}, v_{40}, \dots, v_{51}\}$ are maximal in K .

3.2. Unweighted Banzhaf power index. We say a voting system $V(q; w_1, \dots, w_n)$ is *unweighted* if $w_i = 1$ for all $i = 1, \dots, n$.

Define the *reduced d -skeleton* \tilde{K}^d of a simplicial complex K as the set $K^d \setminus K^{d-1}$, where K^d is the d -skeleton. Note that \tilde{K}^d is just a subset, not necessarily a subcomplex of K .

For a subset $K' \subset K$, let $|K'|$ denote the cardinality of K' , i.e. the number of elements in K' .

Let $V(q; 1, \dots, 1)$ be an unweighted voting system with voters v_1, \dots, v_n and quota q , where

$$\frac{n}{2} < q \leq n.$$

Proposition 3.3. *The Banzhaf power index $B_u(v_i)$ for a voter v_i in the unweighted system $V(q; 1, \dots, 1)$ is given by*

$$B_u(v_i) = \frac{|\text{st}(v_i) \cap \tilde{K}^{q-1}|}{q \cdot |\tilde{K}^{q-1}|}.$$

Proof. We can represent V as the simplicial complex K whose simplices are all possible coalitions in V . Then a critical coalition in V must contain exactly q voters, that is, critical coalitions can be represented as the set of all simplices in K containing exactly q voters, i.e. as the reduced $(q-1)$ -skeleton \tilde{K}^{q-1} . Hence the denominator of the Banzhaf power index is

$$q \cdot |\tilde{K}^{q-1}|.$$

The numerator of the Banzhaf power index of a voter v_i is the number of coalitions in which v_i is critical. The set of all such coalitions is the set of simplices in \tilde{K}^{q-1} which contain v_i ; in other words, this is the set of simplices in K which contain v_i as a vertex and which are contained in \tilde{K}^{q-1} . This means that the number of coalitions in which v_i is critical is

$$|\text{st}(v_i) \cap \tilde{K}^{q-1}|.$$

Therefore, the Banzhaf power index $B_u(v_i)$ is given by

$$B_u(v_i) = \frac{|\text{st}(v_i) \cap \tilde{K}^{q-1}|}{q \cdot |\tilde{K}^{q-1}|}.$$

□

Example 3.4. Let V be an unweighted voting system represented as the simplicial complex from Example 2.10, with quota (a) $q = 2$, (b) $q = 3$.

In the case (a), the reduced 1-skeleton \tilde{K}^1 is the set

$$\{\{v_1, v_2\}, \{v_1, v_3\}, \{v_2, v_3\}, \{v_2, v_4\}, \{v_2, v_5\}, \{v_4, v_5\}, \{v_5, v_6\}\}.$$

Further, we have $c(v_1) = |\text{st}(v_1) \cap \tilde{K}^1| = 2$, $c(v_2) = 4$, $c(v_3) = 2$, $c(v_4) = 2$, $c(v_5) = 3$, $c(v_6) = 1$, $c(v_7) = 0$. The denominator for the Banzhaf index is

$$c(v) = \sum_{i=1}^7 c(v_i) = q \cdot |\tilde{K}^1| = 14.$$

Therefore, the unweighted Banzhaf indices are

$$B_u(v_1) = \frac{2}{14}, B_u(v_2) = \frac{4}{14}, B_u(v_3) = \frac{2}{14}, B_u(v_4) = \frac{2}{14}, B_u(v_5) = \frac{3}{14}, B_u(v_6) = \frac{1}{14}, B_u(v_7) = 0.$$

In the case (b), $\tilde{K}^2 = \{\{v_1, v_2, v_3\}\}$, $c(v_1) = |\text{st}(v_1) \cap \tilde{K}^2| = 1$, $c(v_2) = c(v_3) = 1$, $c(v_i) = 0$ for $4 \leq i \leq 7$, $c(V) = q \cdot |\tilde{K}^2| = 3$, and the unweighted Banzhaf indices are

$$B_u(v_1) = B_u(v_2) = B_u(v_3) = \frac{1}{3}, B_u(v_i) = 0 \text{ for } 4 \leq i \leq 7.$$

3.3. Unweighted Shapley-Shubik power index. Let $V = V(q; 1, \dots, 1)$ be an unweighted voting system with voters v_1, \dots, v_n . Let K be the simplicial complex that represents V , as in Section 3.2. Recall that the denominator of the Shapley-Shubik power index is the number of all maximal winning sequential coalitions and take into account that some coalitions may be forbidden. It follows that in order for a coalition to be winning, it must have at least q voters. Hence we can represent the maximal winning coalition as the set of all maximal simplices in K that contain q or more vertices.

Denote by M_j the set of all maximal simplices with $j + 1$ vertices and by $|M_j|$ its cardinality. Let $d = \dim K$.

Proposition 3.5. *The Shapley-Shubik power index $SS_u(v_i)$ for a voter v_i in the unweighted voting system $V(q; 1, \dots, 1)$ is given by*

$$SS_u(v_i) = \frac{\sum_{j=q-1}^d |M_j \cap \text{st}(v_i)| \cdot j!}{\sum_{j=q-1}^d |M_j| \cdot (j+1)!}.$$

Proof. The number of all maximal winning coalitions is given by

$$\sum_{j=q-1}^d |M_j|.$$

To compute the number of all winning sequential coalitions, we have to consider every possible order in which voters join a maximal winning coalition. Since each $m \in M_j$ has $j + 1$ vertices,

the number of all winning sequential coalitions is obtained by multiplying the above expression by $(j + 1)!$. Thus the denominator of the Shapley-Shubik index is given by

$$\sum_{j=q-1}^d |M_j| \cdot (j + 1)!.$$

Recall also that the numerator of the Shapley-Shubik power index for a voter v_i is the number of times v_i is pivotal. In the unweighted voting system, $p(v_i)$ is the number of times v_i is the q^{th} voter to join a maximal coalition. This is given by the number of maximal simplices in K with q or more vertices that contain v_i . When v_i is pivotal it is fixed in the q^{th} sequential position of a maximal coalition, while the order in which the other voters join may vary. Thus the numerator of the Shapley-Shubik index of v_i is given by

$$\sum_{j=q-1}^d |M_j \cap \text{st}(v_i)| \cdot j!.$$

Therefore, the Shapley-Shubik power index $SS_u(v_i)$ is given by

$$SS_u(v_i) = \frac{\sum_{j=q-1}^d |M_j \cap \text{st}(v_i)| \cdot j!}{\sum_{j=q-1}^d |M_j| \cdot (j + 1)!}.$$

□

Example 3.6. Let V be an unweighted voting system represented as the simplicial complex from Example 2.10, with quota (a) $q = 2$, (b) $q = 3$. Note that the dimension of the complex is $d = 2$.

In the case (a),

$$M_1 = \{\{v_1, v_2\}, \{v_1, v_3\}, \{v_2, v_3\}, \{v_2, v_4\}, \{v_2, v_5\}, \{v_4, v_5\}, \{v_5, v_6\}\},$$

and

$$M_2 = \{\{v_1, v_2, v_3\}\}.$$

The Shapley-Shubik power index for the voter v_1 is

$$SS_u(v_1) = \frac{\sum_{j=1}^2 |M_j \cap \text{st}(v_1)| \cdot j!}{\sum_{j=1}^2 |M_j| \cdot (j + 1)!} = \frac{2 \cdot 1! + 1 \cdot 2!}{7 \cdot 2! + 1 \cdot 3!} = \frac{4}{20},$$

and, similarly,

$$SS_u(v_2) = \frac{6}{20}, SS_u(v_3) = \frac{4}{20}, SS_u(v_4) = \frac{2}{20}, SS_u(v_5) = \frac{3}{20}, SS_u(v_6) = \frac{1}{20}, SS_u(v_7) = 0.$$

In the case (b), the only relevant are 2-simplices, i.e. the set $M_2 = \{\{v_1, v_2, v_3\}\}$. The Shapley-Shubik indices are

$$\begin{aligned} SS_u(v_1) &= \frac{|M_2 \cap \text{st}(v_1)| \cdot 2!}{|M_2| \cdot 3!} = \frac{1 \cdot 2!}{1 \cdot 3!} = \frac{1}{3}; \\ SS_u(v_2) &= SS_u(v_3) = \frac{1}{3}; \\ SS_u(v_i) &= 0, \quad \text{for } 4 \leq i \leq 7. \end{aligned}$$

3.4. Weighted Banzhaf power index. We will demonstrate how the language of simplicial complexes enables us to develop a formula for the Banzhaf power index of a voter in a weighted voting system such that certain coalitions may be unlikely to form.

Let $V = V(q; w_1, \dots, w_n)$ be a weighted voting system with voters v_1, \dots, v_n , represented by the simplicial complex K whose vertices are the voters in V and the set of simplices represents the set of all possible coalitions in V , as before. We find that the numerator $c(v_i)$ for the Banzhaf power index of a voter v_i can be given by

$$c(v_i) = \sum_{j=0}^d |\{s \in C_j^{v_i} \cap \text{st}(v_i) : W_s \geq q\}|,$$

where $d = \dim K$, W_s is the sum of the weights of the vertices of s , and $C_j^{v_i}$ is the set of all j -simplices in K such that no element in $C_j^{v_i} \setminus v_i = C_j^{v_i} \setminus \text{st}(v_i)$ reaches the quota. We get the denominator by summing up all $c(v_i)$'s.

Thus we proved the following

Proposition 3.7. *The Banzhaf power index for a voter v_i in a weighted voting system $V(q; w_1, \dots, w_n)$ is given by*

$$B(v_i) = \frac{\sum_{j=0}^d |\{s \in C_j^{v_i} \cap \text{st}(v_i) : W_s \geq q\}|}{\sum_{i=1}^n \sum_{j=0}^d |\{s \in C_j^{v_i} \cap \text{st}(v_i) : W_s \geq q\}|}.$$

3.4.1. UN Security Council example. The United Nations Security Council has 15 members, divided into two subsets we will call PM and NPM, where PM consists of 5 permanent members (United States, United Kingdom, China, Russia, and France) and NPM consists of 10 non-permanent members from the rest of the UN. For a resolution to pass in the security council, it needs the support of all 5 permanent members and at least 4 non-permanent members. This situation can be modelled as the weighted voting system

$$V(39; 7, 7, 7, 7, 7, 1, 1, 1, 1, 1, 1, 1, 1, 1, 1).$$

The Banzhaf index of any of the countries is easy to calculate and can readily be found in the literature. For each permanent member, Banzhaf index is ≈ 0.1669 ; and for each non-permanent member, Banzhaf index is ≈ 0.0165 . Using our modified index, we can investigate how the power would shift if certain members decided not to vote together, i.e. to not be in the same coalition.

In one case, denoted "PM vs NPM," if a non-permanent member (say NPM1) refuses to vote with a permanent member, we can see that the power would shift. The PMs have slightly less power (≈ 0.1582), and the NPMs have slightly more power (≈ 0.0232), except for the NPM1, who now has no power.

In the case "NPM vs NPM" of two non-permanent members not voting together, say NPM1 and NPM2, the PMs still have less power (≈ 0.1610) than they originally did, and the NPMs still have slightly more power (≈ 0.0206) than they originally did, except for the two quarelling NPMs who now have less power (≈ 0.0150). See Figure 2.

3.4.2. Electoral College example. Take the Electoral College voting system from Example 3.2. We consolidate the solid "red wall" and "blue wall" states into two variables called red and blue, respectively, that hold the collective weights of those states. These two agents, combined with the

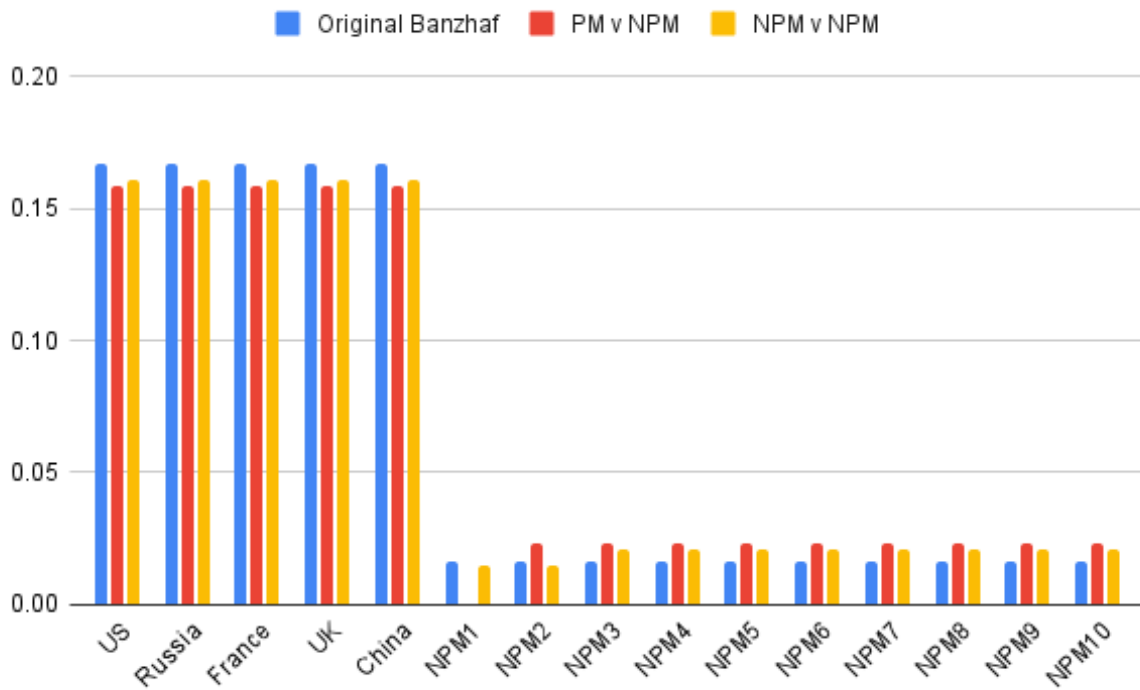


FIGURE 2. Banzhaf power indices for the UN Security Council

twelve identified swing states, make for a computationally feasible example. The calculation will thus provide the power of each swing as well as the powers of the blue and red states collectively. The blue states have the total of 214 electoral votes, so that is their voting weight. The red states combine to 166 electoral votes.

The twelve swing states have the following numbers of electoral votes: Arizona – 11, Florida – 30, Georgia – 16, Iowa – 6, Maine – 4, Michigan – 15, Minnesota – 10, New Hampshire – 4, North Carolina – 16, Ohio – 17, Pennsylvania – 19, Wisconsin – 10.

The weighted voting system in question is therefore

$$V(270; 214, 166, 30, 19, 17, 16, 16, 15, 11, 10, 10, 6, 4, 4).$$

Table 1 contains the calculations (rounded to four decimals) of the Banzhaf index for the swing states and the Banzhaf indices for the red wall and blue wall states taken collectively, where the coalition [Blue States, Red States] is forbidden. Note the surprising result that Florida in fact has more Banzhaf power than the red wall states combined. This curiosity is corrected in the Shapley-Shubik index.

3.4.3. *Bosnian-Herzegovinian parliament example.* Another system we want to analyze using the modified Banzhaf index is the parliament of Bosnia and Herzegovina. The political system in Bosnia and Herzegovina is an incredibly complicated apparatus of nationalist and ethnic parties that have varying allegiances and feuds within the country. After the 2018 Bosnian-Herzegovinian general election, there were 14 parties represented within the House of Representatives which has 42 seats, ranging from 1 to 9 members per party. Counting each party with one voter

State	Banzhaf index
Blue States	0.3092
Red States	0.0685
Florida	0.1172
Pennsylvania	0.0745
Ohio	0.0669
Georgia	0.0637
North Carolina	0.0637
Michigan	0.0594
Arizona	0.0439
Minnesota	0.0402
Wisconsin	0.0402
Iowa	0.0225
Maine	0.0149
New Hampshire	0.0149

TABLE 1. Forbidden Banzhaf power indices for the states in the U.S. Electoral College

with the weight of however many seats they have in the Parliament, we can model this with a weighted voting system $V(22; 9, 6, 5, 5, 3, 3, 2, 2, 2, 1, 1, 1, 1, 1)$. It is important to point out that this is a simplified model, for the reasons that require an extensive explanation of the Bosnian-Herzegovinian political system. A good reference for this is [BGM21].

There is again a simplicial complex associated to this voting system in which every party is one vertex and the edges between them show party alliances. One can run the standard Banzhaf index or run it with a list of forbidden pairs of voters, giving a more accurate representation of each party's power.

To make things simpler for running the calculations, we only consider the forbidden voting pairs of parties with 2 or more votes in parliament.¹ The forbidden pairs are [SDA, SDP], [HDZ, SDP], [SDA, NS], [HDZ, NS], [SDP, SDS], [NS, SDS], [SDP, SNSD], [NS, SNSD], [SNSD, SDS], and [SNSD, PDP].

The original Banzhaf indices (with no forbidden pairs) and forbidden Banzhaf indices (with forbidden pairs) are given in Table 2 and also presented in Figure 3. We can see that the power indices for some parties increase after taking into account forbidden pairs, which means that those parties are more likely to be a part of the winning coalition. This is also empirically confirmed: The actual (as in 2022) government is made of SDA (forbidden Banzhaf index 0.2543), HDZ (forbidden index 0.1938), DF (forbidden index 0.1014), and SNSD (forbidden index 0.0818). On the other hand, the decision of SDP that it will not be a part of any coalition with nationalist parties (SDA, HDZ, SNSD, SDS) caused the decrease of the power index from 0.1152 to 0. The same was with NS. In other words, SDP and NS cannot theoretically be a part of the ruling coalition.

¹We use the abbreviations for the names of the political parties. The full names can be found at https://www.izbori.ba/rezultati_izbora?resId=25&langId=1#/2/0/0/0/0/0.

Party	Original Banzhaf Index	Forbidden Banzhaf index
SDA	0.2441	0.2543
HDZ	0.1152	0.1938
SDP	0.1152	0.0000
DF	0.0687	0.1014
SBB	0.0452	0.0682
NS	0.0452	0.0000
NB	0.0226	0.0338
PDA	0.0226	0.0338
A-SDA	0.0226	0.0338
SNSD	0.1397	0.0818
SDS	0.0687	0.0794
PDP	0.0452	0.0552
DNS	0.0226	0.0338
SP	0.0226	0.0338

TABLE 2. Original and forbidden Banzhaf power indices in the House of Representatives of Bosnia and Herzegovina

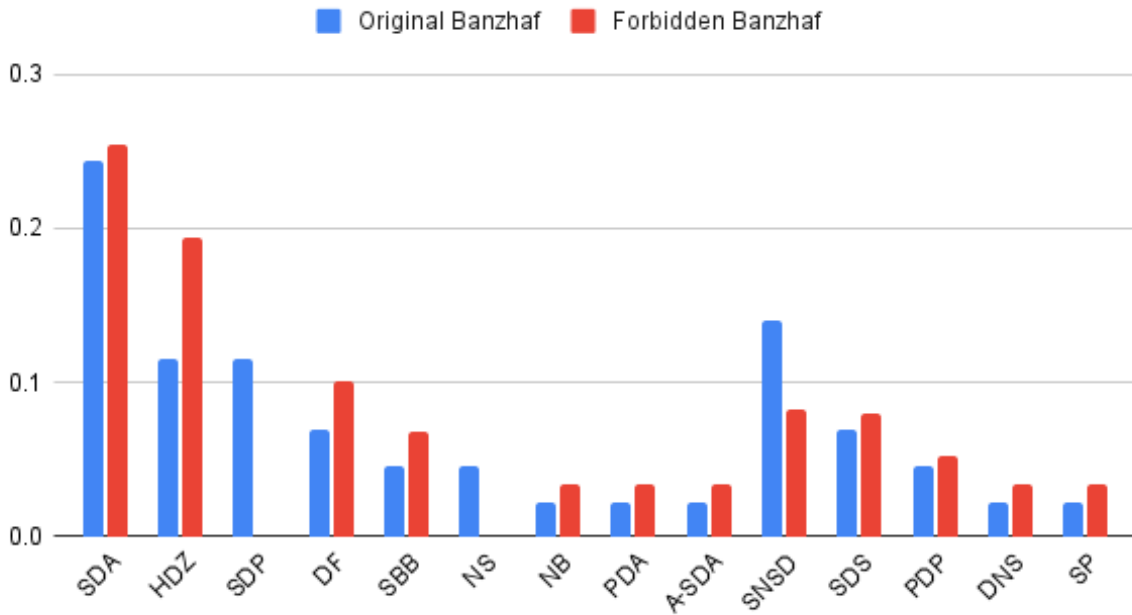


FIGURE 3. Original and forbidden Banzhaf power indices in the House of Representatives of Bosnia and Herzegovina

3.5. **Weighted Shapley-Shubik power index.** Let $V = V(q; w_1, \dots, w_n)$ be a weighted voting system with voters v_1, \dots, v_n , represented by the d -dimensional simplicial complex K whose vertices are voters and simplices are possible coalitions. Let M_j again denote the set of all maximal simplices in K with $j + 1$ vertices. For a simplex s , W_s denotes the sum of the weights of the vertices of s .

Theorem 3.8. Let $\{f_1, \dots, f_m\}$ be the set of all maximal simplices that contain v_i . For a maximal simplex f_k , let $P_j^{f_k, v_i}$ be the set of all j -dimensional faces of f_k such that for an arbitrary $\varphi \in P_j^{f_k, v_i}$ no $(j-1)$ -dimensional face of φ in $\text{st}(v_i)$ reaches the quota, and let n_{f_k} denote the number of vertices in f_k . Then the Shapley-Shubik power index for a voter $v_i \in V$ is given by

$$SS(v_i) = \frac{\sum_{k=1}^m \sum_{j=0}^{n_{f_k}-1} |\{s \in P_j^{f_k, v_i} \cap \text{st}(v_i) : W_s \geq q\}| \cdot j! \cdot (n_{f_k} - (j+1))!}{\sum_{j=0}^d |\{s \in M_j : W_s \geq q\}| \cdot (j+1)!}.$$

Proof. We can represent the maximal winning coalitions as the set of all maximal simplices in K that contain vertices whose weights sum up to q or greater. So the number of maximal winning coalitions is given by

$$\sum_{j=0}^d |\{s \in M_j : W_s \geq q\}|.$$

The denominator for the Shapley-Shubik power index, being the number of all maximal sequential coalitions, is then given by

$$\sum_{j=0}^d |\{s \in M_j : W_s \geq q\}| \cdot (j+1)!.$$

The numerator for the Shapley-Shubik power index of a voter v_i in V is the number of times v_i is pivotal. Since the Shapley-Shubik index only considers maximal winning coalitions, in order to compute the index we can break down our simplicial complex K into its maximal simplices and work through each maximal simplex separately.

Note that for each maximal simplex $f = \{v_{j_1}, \dots, v_{j_{n_f}}\}$, where n_f is the number of vertices in f , a voter $v_i \in f$ is pivotal if the following is satisfied:

- i) $i = j_k$ for a $k \in \{1, \dots, n_f\}$;
- ii) the total weight of the face $\{v_{j_1}, \dots, v_{j_{k-1}}\}$ does not reach the quota, i.e.

$$w_{j_1} + \dots + w_{j_{k-1}} < q;$$

- ii) the total weight of the face $\{v_{j_1}, \dots, v_{j_k}\}$ reaches the quota, i.e.

$$w_{j_1} + \dots + w_{j_k} \geq q.$$

Hence we must only count the faces of f containing v_i that have weight greater or equal to q , but would have weight less than q if we removed v_i . So the number of times v_i is pivotal in a maximal sequential coalition f can be given by

$$\sum_{j=0}^{n_f-1} |\{s \in P_j^{f, v_i} \cap \text{st}(v_i) : W_s \geq q\}| \cdot j! \cdot (n_f - (j+1))!.$$

where P_j^{f, v_i} is the set of all j -dimensional faces of the maximal simplex f such that for an arbitrary $\varphi \in P_j^{f, v_i}$, no $(j-1)$ -dimensional face of φ in $\text{st}(v_i)$ reaches the quota. We multiply by $j!$ and $(n_f - (j+1))!$ to count the number of orders in which voters join a coalition before and after v_i .

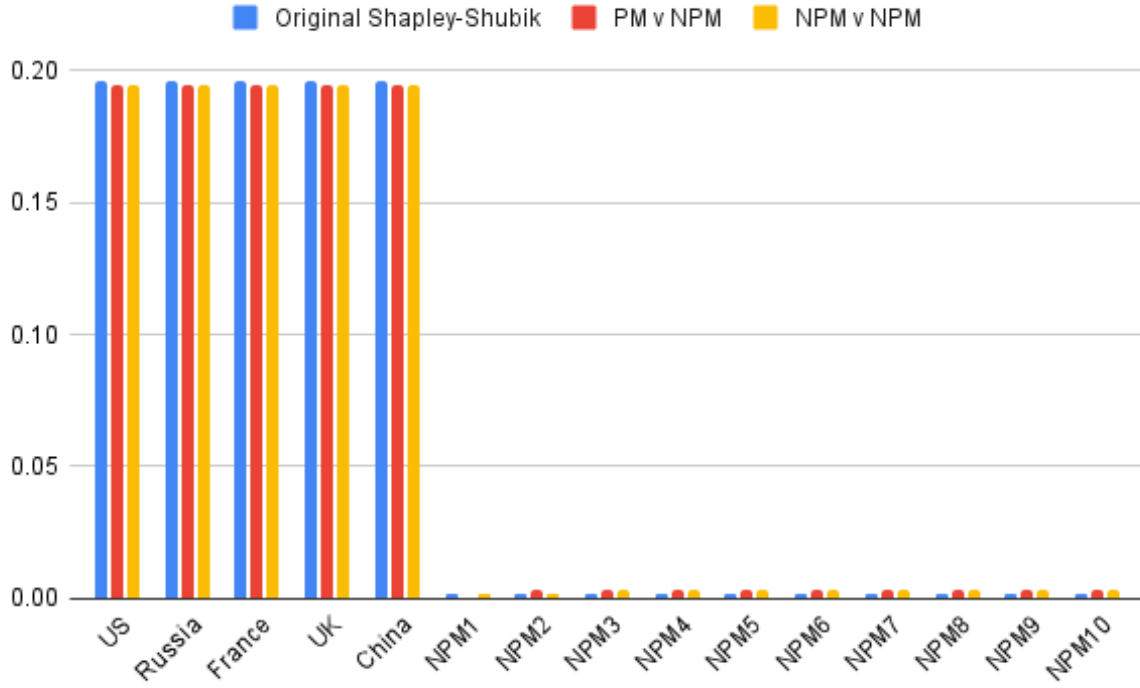


FIGURE 4. Shapley-Shubik power indices for the UN Security Council

To get the total number of times v_i is pivotal in V , we evaluate the above expression for each maximal simplex that contains v_i and take the sum of the resulting value. Thus, if $\{f_1, \dots, f_m\}$ is the set of all maximal simplices that contain v_i , the numerator for the Shapley-Shubik power index of v_i equals

$$\sum_{k=1}^m \sum_{j=0}^{n_{f_k}-1} |\{s \in P_j^{f_k, v_i} \cap \text{st}(v_i) : W_s \geq q\}| \cdot j! \cdot (n_{f_k} - (j+1))!$$

Therefore, the Shapley-Shubik power index for a voter v_i is given by

$$SS(v_i) = \frac{\sum_{k=1}^m \sum_{j=0}^{n_{f_k}-1} |\{s \in P_j^{f_k, v_i} \cap \text{st}(v_i) : W_s \geq q\}| \cdot j! \cdot (n_{f_k} - (j+1))!}{\sum_{j=0}^d |\{s \in M_j : W_s \geq q\}| \cdot (j+1)!}.$$

□

3.5.1. *UN Security Council example.* Consider the United Nations Security Council (the details are explained in Example 3.4.1). With the Shapley-Shubik power index, the permanent members have considerably more power than the non-permanent members; unrestricted, each PM has 19.6% of the voting power while each NPM has 0.19% of the voting power. As we consider two cases, one where a PM and NPM1 are quarelling, and the other where NPM1 and NPM2 are quarelling, the power shifts, but only by about a fifth of a percent. See Figure 4.

3.5.2. *Electoral College example.* Following the Electoral College from Example 3.2, we calculated the values of the swing states' Shapley-Shubik indices using the same technique from 3.4.2.

State	Shapley-Shubik index
Blue States	0.3173
Red States	0.1799
Florida	0.1074
Pennsylvania	0.0595
Ohio	0.0524
Georgia	0.0502
North Carolina	0.0502
Michigan	0.0468
Arizona	0.0346
Minnesota	0.0319
Wisconsin	0.0319
Iowa	0.0168
Maine	0.0105
New Hampshire	0.0105

TABLE 3. Forbidden Shapley-Shubik power indices for the states in the U.S. Electoral College

Because the Shapley-Shubik index takes into account permutations, this computation was especially taxing because the computer would have had to run through $31! + 32!$, or $2.71 \cdot 10^{35}$, maximal sequential coalitions. By consolidating the red and blue states, we made the problem into a manageable solution while reflecting a more realistic situation. The resulting Shapley-Shubik indices can be found in Table 3.

3.5.3. *Bosnian-Herzegovinian parliament example.* Consider the voting system from Example 3.4.3. Because there are so many quarrelling parties, the number of winning permutations is considerably less than the original index, so the voting power shifts a lot too. Original Shapley-Shubik indices (with no forbidden pairs) and forbidden Shapley-Shubik indices (with forbidden pairs as in 3.4.3) are given in Table 4 and also presented in Figure 5. We notice a similar pattern as with the Banzhaf indices, which was commented on in Example 3.4.3.

4. INDEX CALCULATORS

This section contains some of the Python code to calculate the Banzhaf and the Shapley-Shubik power index.

4.1. **Banzhaf index calculator.** The calculator method for the Banzhaf power index does the standard computations given a list of all allowed, winning coalitions, then returns a dictionary with each voter's index.

The method takes three arguments: `coalitionsList` is a list of allowed coalitions, `weights` is a dictionary of voters and their weights, and `quota` is the quota needed to pass a vote.

```
def banzhafCalculator(coalitionsList, weights, quota):
    voterList = weights.keys ()
```

Party	Original Shapley-Shubik index	Forbidden Shapley-Shubik index
SDA	0.2439	0.3940
HDZ	0.1178	0.1816
SDP	0.1178	0.0000
DF	0.0675	0.0905
SBB	0.0441	0.0560
NS	0.0441	0.0000
NB	0.0217	0.0255
PDA	0.0217	0.0255
A-SDA	0.0217	0.0255
SNSD	0.1450	0.0155
SDS	0.0675	0.0832
PDP	0.0441	0.0516
DNS	0.0217	0.0255
SP	0.0217	0.0255

TABLE 4. Original and forbidden Shapley-Shubik power indices in the House of Representatives of Bosnia and Herzegovina

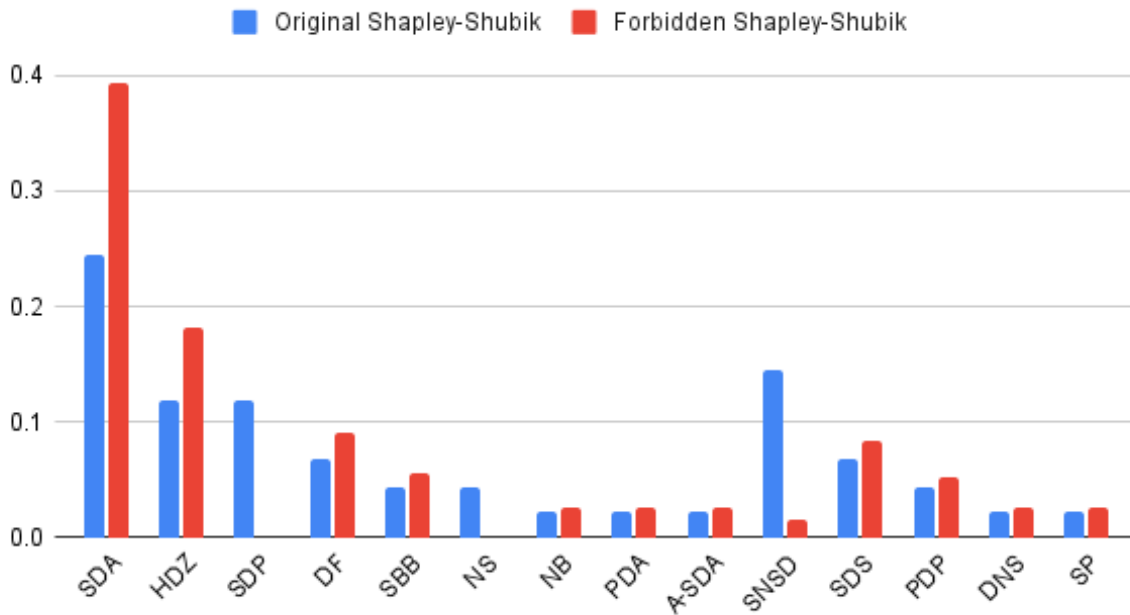


FIGURE 5. Original and forbidden Shapley-Shubik power indices in the House of Representatives of Bosnia and Herzegovina

```

numerators = {}
banzhafDict = {}
for voter in voterList:
    numerators[voter] = 0

```

```

for coalition in coalitionsList:
    coalWeight = coalitionWeight(coalition, weights)
    for voter in coalition:
        if (coalWeight - weights[voter]) < quota:
            numerators[voter] += 1
denominator = 0
for voter in voterList:
    denominator += numerators[voter]
if denominator is 0:
    return " No Critical Voters"
for voter in voterList:
    banzhafDict[voter] = numerators[voter]/denominator

return banzhafDict

```

Because our modification of the index is not in how it specifically counts critical voters, but how it counts whole coalitions, most of the coding came in the form of methods building up and filtering out the possible coalitions to find every possible allowed, winning coalition. We broke it into three methods, `allSubsets` which breaks down every list into every combination, `removeForbiddens` which takes in pairs of forbidden voters and returns all allowed coalitions, and `winningCoalitions` which returns all winning coalitions.

```

def winningCoalitions(coalitionsList, weights, quota):
    winnings = [ ]
    for coalition in coalitionsList:
        coalWeight = coalitionWeight(coalition, weights)
        if coalWeight >= quota:
            winnings.append(coalition)
    return winnings

def removeForbiddens(voterSets, forbiddens):
    returnableCoalitions = [ ]
    allowed = 0
    for voterSet in voterSets:
        allowed = 0
        for forbid in forbiddens:
            if forbid[0] in voterSet and forbid[1] in voterSet:

```

```

        allowed = 1
    if allowed is 0:
        returnableCoalitions.append(voterSet)
    return returnableCoalitions

def allSubsets(coalition):
    return list(chain.from_iterable(combinations(coalition, r)
        for r in range(len(coalition)+1)))

```

4.2. **Shapley-Shubik index calculator.** The Shapley-Shubik calculator was a bit more involved than the Banzhaf calculator, but used much of the same base. Taking into account permutations made computations much slower to run the same processes.

```

def shapleyShubikCalculator(coalitions, weights, quota):
    numDict = {}
    voters = weights.keys()
    for voter in voters:
        numDict[voter] = 0
    perms = [ ]
    for coal in coalitions:
        coalPerms = list(permutations(coal))
        for p in coalPerms:
            perms.append(p)
    for perm in perms:
        coalWeight = 0
        winFlag = False
        for voter in perm:
            if (coalWeight + weights[voter] >= quota and (not winFlag)):
                numDict[voter] += 1
                winFlag = True
            else:
                coalWeight += weight[voter]
    denom = 0
    for voter in numDict:
        denom += numDict[voter]

```

```

ssDict = {}
for voter in numDict:
    ssDict[voter] = numDict[voter] / denom
return ssDict

```

The one extra helper method we had to add was `maximumCoalitions` because the Shapley-Shubik index counts maximal coalitions.

```

def maximumCoalitions(coalitionsList):
    maxCoalitions = [ ]
    for coalition in coalitionsList:
        maxCoalitions.append(coalition)
    for coalition in coalitionsList:
        for i in range(len(coalitionsList)):
            if len(coalition) < len(coalitionsList[ i ]):
                counter = 0
                for voter in coalition:
                    if voter in coalitionsList[i]:
                        counter +=1
                if counter >= len(coalition) and coalition in maxCoalitions:
                    maxCoalitions.remove(coalition)
    return maxCoalitions

```

5. DIRECTIONS FOR FURTHER RESEARCH

As discussed in [AMS18], the traditional method for assigning weights to a voter may not accurately represent the power of a member in a voting system because it does not consider the diplomatic influence of the member. The authors use an association matrix to quantify the “persuasive power” of a voter and use the entries of that matrix to improve the Banzhaf power index. We have developed formulas to calculate power indices in a voting system such that certain coalitions may be forbidden, but reality suggests that the probability of coalition formation may not always be binary. One reason for this is that a group of voters may agree on some issues, but not on others. In future work, we want to pursue this line of reasoning, but rather than considering the “persuasive power” of a voter, we plan to consider the probability that a voter will join a coalition. One should be able to integrate this probability into the formulas developed in Section 3 without too much trouble. Here is a rough idea.

Let $V = V(q; w_1, \dots, w_n)$ be a weighted voting system with voters v_1, v_2, \dots, v_n . Let the $n \times n$ matrix A have entries a_{ij} such that $a_{ij} \in [0, 1]$ is the probability that v_i will form a coalition with v_j , for $i, j \in \{1, \dots, n\}$. Let $C = \{v_{j_1}, \dots, v_{j_k}\}$ be a coalition in V such that $v_i \notin C$. Let the $n \times 1$ matrix Ω have entries $\omega_{i,C}$ such that $\omega_{i,C}$ is the probability that v_i will join coalition C .

We define $\omega_{i,C}$ to be the average of all a_{ij_m} for $j_m \in \{1, \dots, k\}$, that is,

$$\omega_{i,C} = \frac{\sum_{m=1}^k a_{ij_m}}{k},$$

where $k = |C|$. Using this set up, one should be able to develop a formula for the improved Banzhaf power index of a voter v_i in a weighted voting system in terms of the probabilities $\omega_{i,C}$ for suitably defined C 's via simplices. In a similar manner, one can improve the Shapley-Shubik power index formulas.

Instead of using probabilities, vertices representing agents might have “agreement matrices” attached to them. These would indicate which issues the agents agree or disagree on. The entries might even reflect the levels of agreement, i.e. they might take values in the real numbers rather than in the set $\{0, 1\}$. This setup is reminiscent of a *sheaf*. It is plausible that sheaf-theoretic techniques (such as the Laplacian of sheaf cohomology) could be used to define entirely new power indices that would capture much more of the political dynamics between voters or political parties.

There are also other indices besides the Banzhaf and Shapley-Shubik, and they all measure voting power slightly differently. One of interest is the Deegan-Packel index [DP78], which is similar to the Shapley-Shubik index, however it only considers minimal coalitions, those just big enough to pass a quota, whereas Shapley-Shubik considers only maximal coalitions. There is much merit to this index because often coalitions do not need to expend the extra energy to get more votes than necessary, so this index warrants looking at minimal coalitions and using our simplicial complex model to adjust it. Papers like [Soh20] and [KC20] do something similar.

REFERENCES

- [AK19] Joseph M. Abdou and Hans Keiding. A qualitative theory of conflict resolution and political compromise. *Math. Social Sci.*, 98:15–25, 2019.
- [AMS18] Krishna V. Acharya, Himadri Mukherjee, and Jajati Keshari Sahoo. Approximation of Banzhaf indices and its application to voting games. arXiv. 10.48550/ARXIV.1801.08029, 2018.
- [Ban65] J. F. Banzhaf. Weighted voting doesn't work: A mathematical analysis. *Rutgers Law Review*, 19(2):317–343, 1965.
- [BGM21] Damir Banović, Saša Gavrić, and Mariña Mariño. *Political System of Bosnia and Herzegovina. Institutions, Actors, Processes*. Springer Cham, 2021.
- [BP00] Sven Berg and Thommy Perlinger. Connected coalitions, Pólya sequences and voting power indices. *Homo Oecon.*, 16:391–403, 2000.
- [Col71] James Samuel Coleman. Control of collectivities and the power of a collectivity to act. in B. Lieberman (ed.) *Social Choice*, 269-298, 1971.
- [dMLL20] Olivier de Mouzon, Thibault Laurent, Michel Le Breton, and Dominique Lepelley. The theoretical Shapley-Shubik probability of an election inversion in a toy symmetric version of the US presidential electoral system. *Soc. Choice Welfare*, 54(2-3):363–395, 2020.
- [DP78] J. Deegan and E. W. Packel. A new index of power for simple n -person games. *Internat. J. Game Theory*, 7(2):113–123, 1978.
- [Ede97] Paul H. Edelman. A note on voting. *Math. Soc. Sci.*, 34(1):37–50, 1997.
- [FP09] Davide L. Ferrario and Renzo A. Piccinini. *Strutture simpliciali in topologia*, volume 50 of *Quad. Unione Mat. Ital.* Bologna: Pitagora Editrice, 2009.
- [HG21] Jakob Hansen and Robert Ghrist. Opinion dynamics on discourse sheaves. *SIAM J. Appl. Math.*, 81(5):2033–2060, 2021.
- [IPBL19] Iacopo Iacopini, Giovanni Petri, Alain Barrat, and Vito Latora. Simplicial models of social contagion. *Nat. Commun.*, 10:2485, 2019.

- [KC20] Anna Khmelnitskaya and Michela Chessa. Weighted and Restricted Deegan-Packel Power Indices. Post-Print halshs-03042933, HAL, October 2020.
- [Kur20] Sascha Kurz. A note on limit results for the Penrose-Banzhaf index. *Theory Decis.*, 88(2):191–203, 2020.
- [Mat03] Jiří Matoušek. *Using the Borsuk-Ulam theorem. Lectures on topological methods in combinatorics and geometry. Written in cooperation with Anders Björner and Günter M. Ziegler.* Universitext. Berlin: Springer, 2003.
- [Mil12] Nicholas R. Miller. Election Inversions by the U.S. Electoral College. In Dan S. Felsenthal and Moshé Machover, editors, *Electoral Systems: Paradoxes, Assumptions, and Procedures*, pages 93–127. Springer, Berlin - Heidelberg, 2012.
- [MM05] Mariusz Mazurkiewicz and Jacek W. Mercik. Modified Shapley-Shubik power index for parliamentary coalitions. *Operations Research and Decisions*, 15(2):43–52, 2005.
- [MS18] Tomislav Marošević and Ivan Soldo. Modified indices of political power: a case study of a few parliaments. *CEJOR, Cent. Eur. J. Oper. Res.*, 26(3):645–657, 2018.
- [MV21] Andrea Mock and Ismar Volić. Political structures and the topology of simplicial complexes. *Math. Social Sci.*, 114:39–57, 2021.
- [Owe77] Guillermo Owen. Values of games with a priori unions. *Math. Econ. Game Theory, Essays in Honor of O. Morgenstern, Lect. Notes Econ. Math. Syst.* 141, 76–88 (1977), 1977.
- [Owe81] Guillermo Owen. Modification of the Banzhaf-Coleman index for games with a priori unions. *Power, Voting, and Voting Power*, 232–238 (1981), 1981.
- [Pen46] L. S. Penrose. The elementary statistics of majority voting. *J. R. Stat. Soc.*, 109(1):53–57, 1946.
- [Per00] Thommy Perlinger. Voting power in an ideological spectrum. The Markov-Pólya index. *Math. Soc. Sci.*, 40(2):215–226, 2000.
- [RU16] E.A. Robinson and D.H. Ullman. *The Mathematics of Politics, Second Edition.* CRC Press, 2016.
- [Soh20] Arnold Soh. Deegan-Packel & Johnston spatial power indices and characterizations. *SSRN Electronic Journal*, 01 2020.
- [Spa95] Edwin H. Spanier. *Algebraic topology.* Berlin: Springer-Verlag, 1995.
- [SS54] L. S. Shapley and Martin Shubik. A method for evaluating the distribution of power in a committee system. *American Political Science Review*, 48(3):787–792, 1954.
- [WZLS20] Dong Wang, Yi Zhao, Hui Leng, and Michael Small. A social communication model based on simplicial complexes. *Phys. Lett. A*, 384(35):126895, 6, 2020.

DEPARTMENT OF MATHEMATICS, WELLESLEY COLLEGE, WELLESLEY, MA

Email address: ab15@wellesley.edu

DEPARTMENT OF MATHEMATICS, UNIVERSITY OF SARAJEVO, BOSNIA AND HERZEGOVINA

Email address: franjo.sarcevic@live.de

URL: pmf.unsa.ba/franjos

DEPARTMENT OF MATHEMATICS, WELLESLEY COLLEGE, WELLESLEY, MA

Email address: ivolic@wellesley.edu

URL: ivolic.wellesley.edu