

Semiclassical Limit of a Measurement-Induced Transition in Many-Body Chaos in Integrable and Nonintegrable Oscillator Chains

Sibaram Ruidas and Sumilan Banerjee

*Centre for Condensed Matter Theory, Department of Physics, Indian Institute of Science, Bangalore 560012, India**

(Dated: January 23, 2024)

We discuss the dynamics of integrable and nonintegrable chains of coupled oscillators under continuous weak position measurements in the semiclassical limit. We show that, in this limit, the dynamics is described by a standard stochastic Langevin equation, and a measurement-induced transition appears as a noise- and dissipation-induced chaotic-to-nonchaotic transition akin to stochastic synchronization. In the nonintegrable chain of anharmonically coupled oscillators, we show that the temporal growth and the ballistic light-cone spread of a classical out-of-time correlator characterized by the Lyapunov exponent and the butterfly velocity, are halted above a noise or below an interaction strength. The Lyapunov exponent and the butterfly velocity both act like order parameter, vanishing in the nonchaotic phase. In addition, the butterfly velocity exhibits a critical finite-size scaling. For the integrable model, we consider the classical Toda chain and show that the Lyapunov exponent changes nonmonotonically with the noise strength, vanishing at the zero noise limit and above a critical noise, with a maximum at an intermediate noise strength. The butterfly velocity in the Toda chain shows a singular behavior approaching the integrable limit of zero noise strength.

Chaotic-to-nonchaotic transitions play a prominent role in our understanding of the dynamical phase diagram of both quantum and classical systems, appearing in many different contexts such as non-linear dynamics, thermalization and quantum information theory. In quantum many-body systems, a certain kind of chaotic-nonchaotic transitions, dubbed as “measurement-induced phase transitions” (MIPT)^{1–12} have led to a new paradigm for dynamical phase transitions in recent years. These transitions are characterized by entanglement and chaotic properties of the many-body states and time evolution. On the other hand, a prominent example of transition in chaos in classical dynamical systems^{13–25} are the so-called synchronization transitions (ST)²⁶. In this case, classical trajectories starting from different initial conditions synchronize, i.e. the difference between the trajectories approaches zero with time, when subjected to sufficiently strong common drive, bias, or even random stochastic noise. Can there be some connection between the measurement-induced phase transition in quantum systems and ST in classical systems?

In this Letter, we establish a possible link between MIPT and ST by considering models of interacting particles, whose positions are measured continuously, albeit weakly. We show that, in the semiclassical limit, the dynamics of the system is described by a stochastic Langevin equation where the noise and the dissipation terms are both controlled by the small quantum parameter \hbar and measurement strength. Specifically, we study a nonintegrable oscillator chain, and the classical integrable Toda chain^{27–30}. In both cases, we find a surprising dynamical transition in many-body chaos in the Langevin evolution. The chaotic-to-nonchaotic transition occurs as a function of either interaction or noise (measurement) strength as two classical trajectories starting with slightly different initial conditions synchronize when subjected to identical noise. The transition is similar to the stochastic STs. The latter has been previ-

ously studied^{19–25,31,32}, however, only for lattices of coupled non-linear maps, as opposed to interacting Hamiltonian systems employed in our Letter.

A few recent works have looked into classical analogs of MIPT in cellular automaton³³, kinetically constrain spin systems^{34,35}, and semiclassical circuit model³⁶. In contrast to these works, we derive a direct connection between a quantum measurement dynamics of a Hamiltonian system with the Langevin evolution by analytically taking the semiclassical limit. For interacting quantum systems, MIPTs have been primarily studied in quantum circuits evolving under discrete-time projective and weak measurements^{1–12} as well as continuous weak measurements^{37,38}. The MIPTs in these models are typically characterized by scaling of entanglement entropy with subsystem size, i.e. transition from a volume-law to area-law scaling, in the longtime steady state. These MIPTs can often be mapped to phase transitions in some classical statistical mechanics models^{1,2,6,8,10,12}. However, it is hard to directly take the classical limit of the dynamics in these quantum circuit models. Effects of measurements and MIPTs have also been studied for non-interacting fermions^{7,39,40}, interacting bosons^{41–43}, and Luttinger liquid ground state⁴⁴.

We characterize the chaos transition in the Langevin dynamics of the oscillator chains by a classical out-of-time-order correlator (cOTOC)^{45–51}. The latter is defined by comparing two trajectories that differ by a small amount initially and are subjected to identical noise. In the chaotic phase, we extract a Lyapunov exponent λ_L and a butterfly velocity v_B , respectively, from the cOTOC. We show the following. (i) $\lambda_L, v_B \rightarrow 0$ above a critical noise strength or below an interaction strength for both integrable and nonintegrable chains. (ii) v_B exhibits a critical scaling with system size, whereas λ_L shows almost no system-size dependence. The critical exponents extracted from the finite-size scaling of v_B differs from those in the universality classes typi-

cally found in stochastic STs in coupled-map lattices (CMLs)^{19,20,23,25,31,32}. (iii) For the stochastic dynamics of the integrable Toda chain, λ_L changes nonmonotonically with the noise strength, vanishing for zero noise, as well as above a critical noise; v_B , on the other hand, shows a singular behavior approaching the integrable limit of zero noise strength.

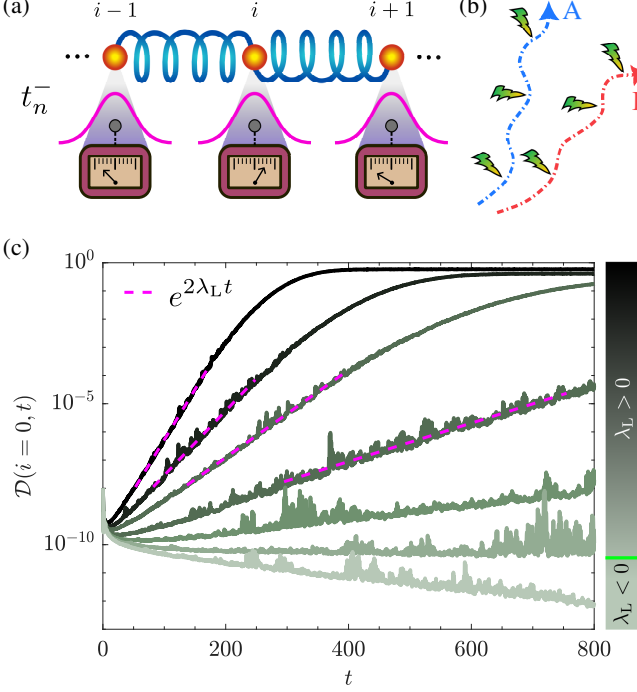


FIG. 1. Measurement model and cOTOC. (a) Schematic of the measurement model, where the positions of the coupled oscillators ($i = 1, \dots, L$) on a chain are weakly measured at time t_n by meters prepared in Gaussian states just before the measurements. (b) Schematic of two initially nearby classical trajectories, A and B , subjected to identical noise realizations. (c) The classical OTOC $\mathcal{D}(i=0, t)$ as a function of u across the chaos transition for $\gamma = 0.10$ with u values 0.80 (darkest), 0.60, 0.50, 0.40, 0.35, 0.32 and 0.30 (lightest). As shown by dashed magenta lines, the cOTOC grows exponentially ($\sim e^{2\lambda_L t}$) for $u > u_c \simeq 0.32$, whereas it decays exponentially for $u < u_c$ in the synchronized phase.

Quantum measurement model and the semiclassical limit.—We generalize the well-known model of continuous weak position measurement of a single particle by Caves, and Milburn⁵² to the interacting oscillator chains. The oscillator chain (system) with $i = 1, \dots, L$ oscillators and the measurement apparatus (meters) [Fig. 1(a)] are described by the following time-dependent Hamiltonian:

$$\mathcal{H}(t) = \mathcal{H}_s + \sum_{i,n} \delta(t - t_n) \hat{x}_i \hat{p}_{in} \quad (1)$$

The Hamiltonian of the system is $\mathcal{H}_s = \sum_i (\hat{p}_i^2/2m) + V(\{\hat{x}_i\})$, where \hat{x}_i, \hat{p}_i are the operators for displacement of the i -th oscillator from the equilibrium position and its momentum. We apply periodic boundary conditions.

The potential is $V(\{x_i\}) = \sum_i v(r_i)$ with $r_i = x_{i+1} - x_i$. We take (i) $v(r) = [(\kappa/2)r^2 + (u/4)r^4]$ for the nonintegrable chain with κ spring constant and u the strength of the anharmonicity, and (ii) $v(r) = [(a/b)\exp(-br) + ar - (a/b)]$ for the integrable Toda chain^{27–30,53} with parameters a and b . The displacement x_i of the i -th oscillator is weakly measured by the in -th meter at time $t = t_n = n\tau$ at regular intervals of τ . \hat{p}_{in} is the momentum operator of the in -th meter, which is in a Gaussian state $\psi(\xi_{in}) = (\pi\sigma)^{-1/4} \exp(-\xi_{in}^2/2\sigma)$ at t_n^- . At t_n , the position ξ_{in} of the meter is projectively measured, and its state collapses to a position state $|\xi_{in}\rangle$. The effect of this measurement on the system is described by an operator $\Psi_i(\xi_{in}) = (\pi\sigma)^{-1/4} \exp[-(\xi_{in} - \hat{x}_i)^2/2\sigma]$ acting on the system, as described in detail in the Supplemental Material (SM), Sec.S1. In the continuous measurement limit $\tau \rightarrow 0, \sigma \rightarrow \infty$ such that $\Delta = \sigma\tau$ is kept fixed⁵².

The mean momentum and position of the particle jump by an amount $\propto \xi_{in}$ after each measurement⁵², and they can wander far away from the initial values at long times. Thus, to incorporate a feedback mechanism present in any realistic measurement setup⁵² a displacement operator, $D_i(\xi_{in}) = \exp[(i/\hbar)\gamma\tau\xi_{in}\hat{p}_i]$ is applied on the system after the in -th measurement, where $\gamma = c_\gamma\sqrt{2\hbar/m\Delta}$, with dimensionless coefficient c_γ . We do not need to apply a displacement operator for the position due to the periodic boundary condition. The feedback mechanism on the momentum leads to dissipation⁵², as discussed below.

The density matrix of the system at t_n^+ is given by $\rho(\{\xi\}_n, t_n^+) = \mathcal{M}(\xi_n)\rho(\{\xi\}_{n-1}, t_{n-1}^+)\mathcal{M}^\dagger(\xi_n)$, which depends on the outcomes of all the measurements $\{\xi\}_n$ till t_n^+ . Here $\mathcal{M}(\xi_n) = \prod_i [D_i(\xi_{in})\Psi_i(\xi_{in})] \exp(-i\mathcal{H}_s\tau/\hbar)$. For the evolution of an initial pure state, the above time evolution can be written as a quantum state diffusion^{54,55}. Here we write the longtime evolution as a Schwinger-Keldysh (SK) path integral⁵⁶ for $\tau \rightarrow 0$, i.e. $\text{Tr}[\rho(\{\xi(t)\})] = \int \mathcal{D}x \exp(iS[\{\xi(t)\}, x(t)]/\hbar)$ with the action,

$$S[\{\xi\}, x] = \int_{-\infty}^{\infty} dt \sum_{s=\pm} s \left[\sum_i \frac{m}{2} (\dot{x}_i^s)^2 + m\gamma \dot{x}_i^s \xi_i + (i\hbar/2\Delta)(x_i^s - \xi_i)^2 - V(\{x_i^s\}) \right], \quad (2)$$

where $s = \pm$ denotes two branches of the SK contour⁵⁶, $\dot{x}_i = (dx_i^s/dt)$. To take the semiclassical limit of small \hbar , we rewrite the above path integral in terms of classical (x_i^c) and quantum components (x_i^q), i.e. $x_i^\pm = x_i^c \pm x_i^q$. To capture nontrivial effects of the quantum (x_i^q) fluctuations, which act as noise in the semiclassical limit, we need to scale $\Delta \sim \hbar^2$ (SM, Sec.S1). Taking the semiclassical limit in this manner and keeping $\mathcal{O}(1/\sqrt{\hbar})$ and $\mathcal{O}(1)$ terms, we find that a Langevin equation describes the dynamics of the system,

$$\ddot{x}_i^c + \gamma \dot{x}_i^c = \frac{1}{m} \left[-\frac{\partial V(\{x_i^c\})}{\partial x_i^c} + \eta_i \right], \quad (3)$$

for the classical component x_i^c , denoted by x_i henceforth. Here the $\eta_i(t)$ is Gaussian random noise that originates from x_i^q and is controlled by the measurement strength Δ^{-1} such that $\langle \eta_i(t) \eta_j(t') \rangle = 2m\gamma T_{\text{eff}} \delta_{ij} \delta(t-t')$. $T_{\text{eff}} = (\hbar/4c_\gamma) \sqrt{\hbar/2m\Delta}$, which we denote as T in the rest of the Letter for brevity, is an effective temperature $\sim \sqrt{\hbar}$ that determines the noise strength along with γ . The latter is the effective dissipation strength $\sim 1/\sqrt{\hbar}$. In the strict classical limit $\hbar \rightarrow 0$, $T \rightarrow 0$ and $\gamma \rightarrow \infty$. As a result, the dissipative term completely dominates, and the system becomes static. The nontrivial semiclassical dynamics results from keeping \hbar small but nonzero. In this limit, the system reaches a long-time steady state described by classical Boltzmann-Gibbs distribution $\sim \exp[-\mathcal{H}_s(\{x_i, p_i\})/T]$ determined by the effective temperature. However, the temperature here does not arise from any external baths but solely from the measurement and feedback process.

Classical dynamics and cOTOC.—We study the dynamics [Eq.(3)] of the nonintegrable chain as a function of both γ and u for a fixed T . The Hamiltonian is trivially integrable and nonchaotic for the harmonic chain ($u = 0$). Any nonzero u makes the model nonintegrable and chaotic. On the contrary, the classical Toda chain is integrable, albeit interacting^{27–30}. We can tune the model from a harmonic limit to a hard sphere limit by changing a and b ⁵³. We take the parameters in the intermediate regime for the convenience of the numerical simulations.

We numerically simulate Eq.(3) and generate classical trajectories for the nonintegrable and integrable chains using the Gunsteren-Berendsen method⁵⁷; see SM, Sec.S2 for details. We characterize many-body chaos by the following cOTOC,

$$\mathcal{D}(i, t) = \langle [p_i^A(t) - p_i^B(t)]^2 \rangle. \quad (4)$$

Here A and B are two trajectories of the system generated from initial thermal equilibrium configurations $\{x_i^A(0), p_i^A(0)\}$ for $T = 1$ with $p_i^B(0) = p_i^A(0) + \delta_{i,0}\varepsilon$ ($\varepsilon = 10^{-4}$); $\langle \dots \rangle$ denotes average over thermal initial configurations (see SM, Sec.S3 for details). We use 10^5 initial configurations for all our results. We use identical noise realization for the two copies at each instant of time, i.e., $\eta_i^A(t) = \eta_i^B(t)$, as in the earlier studies of stochastic STs and CMLs^{19–25,31,32}.

Results.—For $\gamma = 0$, the nonintegrable chain is chaotic, i.e. the cOTOC grows exponentially for any value of u , except the harmonic limit $u = 0$ (Fig.S2 of SM). However, for $\gamma \neq 0$, the system is chaotic only above a critical value u_c of the interaction, as shown in Fig. 1(c). The cOTOC decays exponentially ($\lambda_L < 0$) for $u < u_c$, instead of growing. This is the stochastic ST. Similar transition is seen as a function of noise strength γ for a fixed $u \neq 0$ (Fig.S1 of SM). The exponential growth is concomitant with a ballistic light cone in cOTOC, whereas the light cone is destroyed in the nonchaotic phase, as shown in Figs. 2(a) and 2(b).

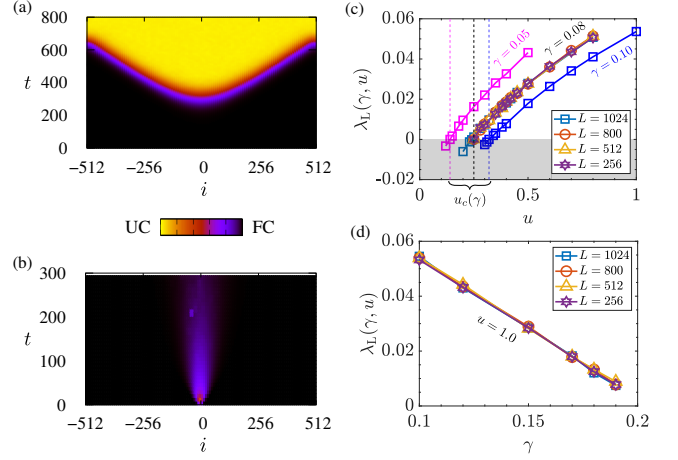


FIG. 2. Ballistic light-cone spreading and Lyapunov exponent across the chaos transition. (a) Light cone for $u = 0.80 > u_c$ and $\gamma = 0.10$. The color represents the value of the cOTOC $\mathcal{D}(i, t)$ as function of lattice site i and time t , as indicated in the color bar from small $\mathcal{D}(i, t)$ or fully correlated (FC) to large $\mathcal{D}(i, t)$ or uncorrelated (UC). (b) The light-cone spreading ceases in the nonchaotic phase for $u = 0.30 < u_c$ and $\gamma = 0.10$. (c) λ_L as a function of u for different γ s and system sizes L . λ_L approaches zero at the critical interactions $u_c = 0.14, 0.25$ and 0.32 (dashed lines) for $\gamma = 0.05, 0.08$ and 0.10 , respectively, for the chaos transition. The shaded region marks $\lambda_L < 0$. (d) Similar transition is observed as a function of noise strength γ at $\gamma_c \simeq 0.20$ for $u = 1$, as shown for different L 's.

We extract the Lyapunov exponent λ_L from $\mathcal{D}(0, t) \sim \exp(2\lambda_L t)$. The results for λ_L as a function of u for a few γ , and as a function of γ for $u = 1$, are shown in Figs. 2(c) and 2(d), for different system sizes $L = 256, 512, 800, 1024$. It is evident that λ_L approaches zero at a critical value u_c or γ_c , becoming negative for $u < u_c$ ($\gamma > \gamma_c$), and λ_L has little L dependence. Hence the semiclassical limit [Eq.(3)] of the quantum measurement dynamics described by the action in Eq.(2) indeed yields an ST as a function of the interaction and γ . Since $\gamma \sim 1/\sqrt{\Delta}$, ST is controlled by the measurement strength Δ^{-1} , which determines how precisely the oscillator positions are measured. As a result, based on its microscopic origin from a quantum measurement model [Eq.(1)], the ST in this case can be termed as an MIPT, albeit in the semiclassical limit. The transition appears to be continuous, though it is hard to extract λ_L accurately close to the transition.

The ballistic spreading of cOTOC is quantified by extracting butterfly velocity v_B , e.g., from the light cones of Fig.2(a) (see SM, Sec.S4 for details). v_B decreases approaching the transition from the chaotic phase, as shown in Figs. 3(a) and 3(c), as a function of u and γ , respectively. However, close to the transition, the light cone becomes progressively ill defined and we could not extract v_B all the way up to the transition. Unlike λ_L , v_B shows perceptible and systematic L dependence [Fig.3(b)(inset)], especially for the transition as

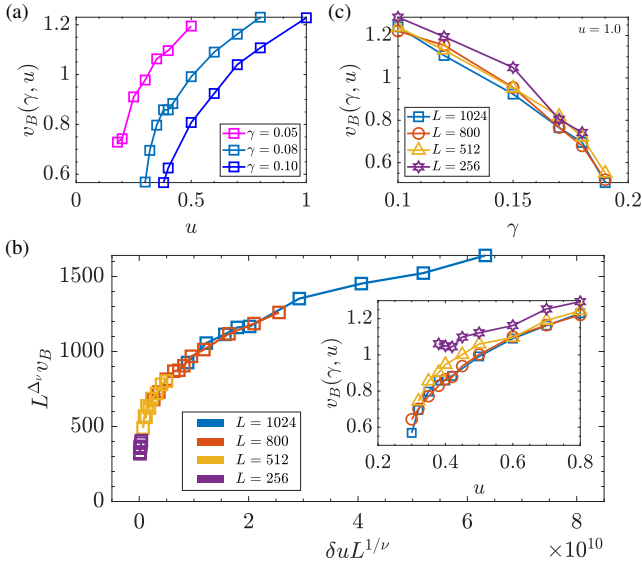


FIG. 3. Butterfly velocity and finite-size scaling in the non-integrable chain. (a) v_B as a function of u for different noise strength γ . (b) The system size (L) dependence of $v_B(u)$ is shown for $\gamma = 0.08$ in the inset, and the finite-size scaling collapse is shown in the main panel with exponents $\Delta_v = 1.04$ and $\nu = 0.27$ for $u_c = 0.24$. (c) v_B as a function of γ for $u = 1.0$ for different L s.

function of u . Thus we perform a finite-size scaling analysis of the data for $\gamma = 0.08$, where we collapse the data for different L and $\delta u = (u - u_c) > 0$ using $v_B(u, L) = L^{-\Delta_v} \mathcal{F}(\delta u L^{1/\nu})$. Here $\mathcal{F}(x)$ is a scaling function (SM, Sec.S5). Reasonably, good scaling collapse is obtained with $\Delta_v \simeq 1.03 \pm 0.03$ and $\nu \simeq 0.30 \pm 0.05$, for the range $u_c = 0.21$ – 0.25 , which is close to the $u_c \simeq 0.25$ obtained from λ_L in Fig. 2(c). The scaling form implies that for $L \rightarrow \infty$, $v_B \sim (\delta u)^\beta$ with $\beta = \nu \Delta_v \simeq 0.28$, and a correlation length ξ diverges as $(\delta u)^{-\nu}$ in the chaotic phase. The correlation length exponent $\nu \simeq 0.3$ is different from that for the usual universality classes of STs, such as multiplicative noise or directed percolation, found in earlier studies in CMLs^{19,20,23,25,31,32}, cellular automaton³³ and kinetically constrained model^{34,35}. We note that exponents different from the known universality classes have been found for some cases in previous works on CMLs as well²⁰.

The dynamical transition in the stochastic evolution of a nonintegrable oscillator chain is not seen in the usual dynamical properties of a single trajectory. It can only be detected through many-body chaos by comparing two trajectories. To confirm this, we compute the average mean-square displacement (MSD) for the trajectories, i.e. $\langle \Delta q^2(t) \rangle = (1/N) \sum_i \langle [x_i(t) - x_i(0)]^2 \rangle$ (SM, Sec.S6). For $\gamma = 0$, in the harmonic chain ($u = 0$) with periodic boundary condition, $\langle \Delta q^2(t) \rangle \sim t$ exhibits a diffusive behavior as shown in ref.⁵⁸. The diffusive behavior persists for $u \neq 0$ and $\gamma = 0$. However, turning on $\gamma \neq 0$, dynamics becomes subdiffusive with $\langle \Delta q^2(t) \rangle \sim \sqrt{t}$ even for $u = 0$. This is well understood in the context of monomer

subdiffusion in polymers⁵⁹. Again, for $u \neq 0$ this subdiffusive behavior remains without any change across the ST seen via many-body chaos. We expect the quantum model [Eq.(1)] to exhibit diffusion in the absence of measurements. It will be interesting to explore the subdiffusive behavior in the presence of measurements in the quantum limit and the connection between diffusion or subdiffusion with entanglement growth^{60–62}.

We now characterize the many-body chaos in the integrable classical Toda chain. The results for λ_L and v_B as a function of γ for the Toda chain with $a = 0.07$ and $b = 15.0$ are shown in Figs. 4(a) and 4(b) (see SM, Sec. S4 for more details). As expected, the integrable limit with $\gamma = 0$ does not show any exponential growth, implying $\lambda_L = 0$. However, the cOTOC still exhibits ballistic spreading in this limit (Fig. S7 of SM), yielding a nonzero v_B as shown in Fig. 4(b).

As soon as γ becomes nonzero, the dynamics becomes chaotic with both exponential growth and ballistic spreading of cOTOC. As shown in Figs. 4(a) and 4(b), the extracted λ_L increases^{63,64} rapidly as $\gamma^{0.3}$ and v_B exhibits a jump near the integrable limit with increasing γ . Thus, the integrable limit appears singular with respect to v_B for $\gamma \rightarrow 0^+$. Further increasing γ , v_B monotonically decreases and approaches zero at a critical $\gamma = \gamma_c$, indicating a transition to a nonchaotic phase. In contrast, λ_L shows a nonmonotonic dependence on γ , with a maximum at an intermediate γ . Nevertheless, λ_L eventually vanishes at γ_c , becoming negative for $\gamma > \gamma_c$, as in the nonintegrable model. Thus, the noise or dissipation, though initially making the integrable model chaotic, eventually destroys chaos due to the stochastic synchronization. The fact that $\lambda_L = 0$ for $\gamma = 0$ and $\gamma > \gamma_c$, and $\lambda_L > 0$ for small γ due to the breaking of integrability^{63,64}, dictates that $\lambda_L(\gamma)$ is nonmonotonic.

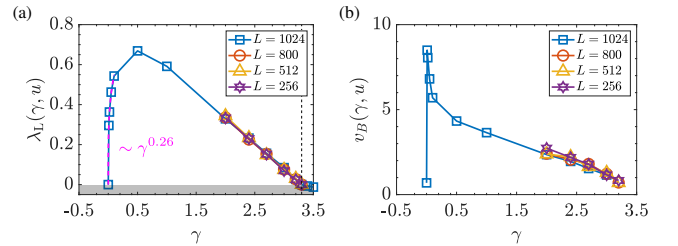


FIG. 4. Transitions in many-body chaos in Toda model. (a) Lyapunov exponent λ_L and (b) butterfly velocity v_B as function of noise strength γ for different system sizes. For $\gamma \rightarrow 0$, $\lambda_L \sim \gamma^{0.26}$ as shown by the dashed line in (a). The shaded region in (a) corresponds to $\lambda_L < 0$. The chaos transition occurs around $\gamma_c \simeq 3.30$ (dashed line) for both λ_L and v_B .

Discussions.—In summary, we show that effective dynamics of the position and momentum of the quantum oscillators under continuous weak position measurements maps to standard stochastic Langevin evolution in the semiclassical limit of small but nonzero \hbar . The Langevin dynamics for interacting chains, remarkably, exhibit ST in many-body chaos as a function of noise strength. The

latter is controlled by the measurement strength in the parent quantum measurement model, implying that the ST is an MIPT in the semiclassical limit.

The use of stochastic Langevin dynamics might suggest the absence of entanglement in the semiclassical limit. However, this naive inference is not correct. The semiclassical limit of entanglement needs to be taken carefully^{65–67}, where one first obtains an SK path integral for entanglement entropy, e.g., second Rényi entropy⁶⁸, in the quantum model and then takes the semiclassical limit. This results in effective dynamical equations for entanglement⁶⁹ different from Eq.(3). The latter only describes the effective dynamics of positions and momenta, as typically done in semiclassical approximations⁷⁰, and is useful for capturing OTOC (4) in the semiclassical limit. However, the connection between the growth of OTOC and entanglement has been shown in various situations^{71–73}. Hence the ST transition in OTOC suggests an entanglement transition in the semiclassical limit.

The study of the MIPT in the fully quantum limit of our model will be an interesting future direction since systems of interacting oscillators under continuous measurements mimic many realistic open quantum systems. MIPTs have already been shown to exist for continuous weak measurements within more tractable quantum dynamics, like for quantum circuits^{37,38}, and noninteracting fermionic systems⁷. Moreover, there are several works^{41–43} on the Bose-Hubbard model that show MIPT in the presence of measurements. The oscillator model in our work can be easily mapped to an interacting boson model. Thus, quite generally, MIPT as a function of measurement strength is expected to occur in our models even in the fully quantum limit.

We acknowledge useful suggestions and comments by Sriram Ramaswamy and Sitabhra Sinha, and discussions with Subhro Bhattacharjee, Sthitadhi Roy, and Sriram Ganeshan. S.B. acknowledges support from SERB (Grant No CRG/2022/001062), DST, India and QuST, DST, India.

* sibaramr@iisc.ac.in; sumilan@iisc.ac.in

- ¹ Brian Skinner, Jonathan Ruhman, and Adam Nahum. Measurement-induced phase transitions in the dynamics of entanglement. *Phys. Rev. X*, 9:031009, Jul 2019. doi: 10.1103/PhysRevX.9.031009. URL <https://link.aps.org/doi/10.1103/PhysRevX.9.031009>.
- ² Chao-Ming Jian, Yi-Zhuang You, Romain Vasseur, and Andreas W. W. Ludwig. Measurement-induced criticality in random quantum circuits. *Phys. Rev. B*, 101:104302, Mar 2020. doi:10.1103/PhysRevB.101.104302. URL <https://link.aps.org/doi/10.1103/PhysRevB.101.104302>.
- ³ Soonwon Choi, Yimu Bao, Xiao-Liang Qi, and Ehud Altman. Quantum error correction in scrambling dynamics and measurement-induced phase transition. *Phys. Rev. Lett.*, 125:030505, Jul 2020. doi:10.1103/PhysRevLett.125.030505. URL <https://link.aps.org/doi/10.1103/PhysRevLett.125.030505>.
- ⁴ Yaodong Li, Xiao Chen, and Matthew P. A. Fisher. Measurement-driven entanglement transition in hybrid quantum circuits. *Phys. Rev. B*, 100:134306, Oct 2019. doi:10.1103/PhysRevB.100.134306. URL <https://link.aps.org/doi/10.1103/PhysRevB.100.134306>.
- ⁵ Michael J. Gullans and David A. Huse. Dynamical purification phase transition induced by quantum measurements. *Phys. Rev. X*, 10:041020, Oct 2020. doi: 10.1103/PhysRevX.10.041020. URL <https://link.aps.org/doi/10.1103/PhysRevX.10.041020>.
- ⁶ Adam Nahum, Sthitadhi Roy, Brian Skinner, and Jonathan Ruhman. Measurement and entanglement phase transitions in all-to-all quantum circuits, on quantum trees, and in landau-ginsburg theory. *PRX Quantum*, 2: 010352, Mar 2021. doi:10.1103/PRXQuantum.2.010352. URL <https://link.aps.org/doi/10.1103/PRXQuantum.2.010352>.
- ⁷ O. Alberton, M. Buchhold, and S. Diehl. Entanglement transition in a monitored free-fermion chain: From extended criticality to area law. *Phys. Rev. Lett.*, 126:

170602, Apr 2021. doi:10.1103/PhysRevLett.126.170602. URL <https://link.aps.org/doi/10.1103/PhysRevLett.126.170602>.

- ⁸ Shengqi Sang, Yaodong Li, Tianci Zhou, Xiao Chen, Timothy H. Hsieh, and Matthew P.A. Fisher. Entanglement negativity at measurement-induced criticality. *PRX Quantum*, 2:030313, Jul 2021. doi: 10.1103/PRXQuantum.2.030313. URL <https://link.aps.org/doi/10.1103/PRXQuantum.2.030313>.
- ⁹ Shao-Kai Jian, Chunxiao Liu, Xiao Chen, Brian Swingle, and Pengfei Zhang. Measurement-induced phase transition in the monitored sachdev-ye-kitaev model. *Phys. Rev. Lett.*, 127:140601, Sep 2021. doi: 10.1103/PhysRevLett.127.140601. URL <https://link.aps.org/doi/10.1103/PhysRevLett.127.140601>.
- ¹⁰ Maxwell Block, Yimu Bao, Soonwon Choi, Ehud Altman, and Norman Y. Yao. Measurement-induced transition in long-range interacting quantum circuits. *Phys. Rev. Lett.*, 128:010604, Jan 2022. doi:10.1103/PhysRevLett.128.010604. URL <https://link.aps.org/doi/10.1103/PhysRevLett.128.010604>.
- ¹¹ A. Zabalo, M. J. Gullans, J. H. Wilson, R. Vasseur, A. W. W. Ludwig, S. Gopalakrishnan, David A. Huse, and J. H. Pixley. Operator scaling dimensions and multifractality at measurement-induced transitions. *Phys. Rev. Lett.*, 128:050602, Feb 2022. doi: 10.1103/PhysRevLett.128.050602. URL <https://link.aps.org/doi/10.1103/PhysRevLett.128.050602>.
- ¹² Fergus Barratt, Utkarsh Agrawal, Sarang Gopalakrishnan, David A. Huse, Romain Vasseur, and Andrew C. Potter. Field theory of charge sharpening in symmetric monitored quantum circuits. *Phys. Rev. Lett.*, 129:120604, Sep 2022. doi:10.1103/PhysRevLett.129.120604. URL <https://link.aps.org/doi/10.1103/PhysRevLett.129.120604>.
- ¹³ K. Matsumoto and I. Tsuda. Noise-induced order. *Journal of Statistical Physics*, 31(1):87–106, April 1983. doi: 10.1007/BF01010923.
- ¹⁴ S. Fahy and D. R. Hamann. Transition from

- chaotic to nonchaotic behavior in randomly driven systems. *Phys. Rev. Lett.*, 69:761–764, Aug 1992. doi:10.1103/PhysRevLett.69.761. URL <https://link.aps.org/doi/10.1103/PhysRevLett.69.761>.
- 15 Amos Maritan and Jayanth R. Banavar. Chaos, noise, and synchronization. *Phys. Rev. Lett.*, 72:1451–1454, Mar 1994. doi:10.1103/PhysRevLett.72.1451. URL <https://link.aps.org/doi/10.1103/PhysRevLett.72.1451>.
 - 16 Sunghwan Rim, Dong-Uk Hwang, Inbo Kim, and Chil-Min Kim. Chaotic transition of random dynamical systems and chaos synchronization by common noises. *Phys. Rev. Lett.*, 85:2304–2307, Sep 2000. doi:10.1103/PhysRevLett.85.2304. URL <https://link.aps.org/doi/10.1103/PhysRevLett.85.2304>.
 - 17 Changsong Zhou and Jürgen Kurths. Noise-induced phase synchronization and synchronization transitions in chaotic oscillators. *Phys. Rev. Lett.*, 88:230602, May 2002. doi:10.1103/PhysRevLett.88.230602. URL <https://link.aps.org/doi/10.1103/PhysRevLett.88.230602>.
 - 18 Peter Grassberger. Synchronization of coupled systems with spatiotemporal chaos. *Phys. Rev. E*, 59:R2520–R2522, Mar 1999. doi:10.1103/PhysRevE.59.R2520. URL <https://link.aps.org/doi/10.1103/PhysRevE.59.R2520>.
 - 19 Franco Bagnoli, Lucia Baroni, and Paolo Palmerini. Synchronization and directed percolation in coupled map lattices. *Phys. Rev. E*, 59:409–416, Jan 1999. doi:10.1103/PhysRevE.59.409. URL <https://link.aps.org/doi/10.1103/PhysRevE.59.409>.
 - 20 Lucia Baroni, Roberto Livi, and Alessandro Torcini. Transition to stochastic synchronization in spatially extended systems. *Phys. Rev. E*, 63:036226, Feb 2001. doi:10.1103/PhysRevE.63.036226. URL <https://link.aps.org/doi/10.1103/PhysRevE.63.036226>.
 - 21 Massimo Cencini and Alessandro Torcini. Linear and nonlinear information flow in spatially extended systems. *Phys. Rev. E*, 63:056201, Apr 2001. doi:10.1103/PhysRevE.63.056201. URL <https://link.aps.org/doi/10.1103/PhysRevE.63.056201>.
 - 22 Volker Ahlers and Arkady Pikovsky. Critical properties of the synchronization transition in space-time chaos. *Phys. Rev. Lett.*, 88:254101, Jun 2002. doi:10.1103/PhysRevLett.88.254101. URL <https://link.aps.org/doi/10.1103/PhysRevLett.88.254101>.
 - 23 F. Ginelli, R. Livi, A. Politi, and A. Torcini. Relationship between directed percolation and the synchronization transition in spatially extended systems. *Phys. Rev. E*, 67:046217, Apr 2003. doi:10.1103/PhysRevE.67.046217. URL <https://link.aps.org/doi/10.1103/PhysRevE.67.046217>.
 - 24 Miguel A. Muñoz and Romualdo Pastor-Satorras. Stochastic theory of synchronization transitions in extended systems. *Phys. Rev. Lett.*, 90:204101, May 2003. doi:10.1103/PhysRevLett.90.204101. URL <https://link.aps.org/doi/10.1103/PhysRevLett.90.204101>.
 - 25 Franco Bagnoli and Raúl Rechtman. Synchronization universality classes and stability of smooth coupled map lattices. *Phys. Rev. E*, 73:026202, Feb 2006. doi:10.1103/PhysRevE.73.026202. URL <https://link.aps.org/doi/10.1103/PhysRevE.73.026202>.
 - 26 A. Pikovsky, M. G. Rosenblum, and J. Kurths. *Synchronization, A Universal Concept in Nonlinear Sciences*. Cambridge University Press, Cambridge, 2001.
 - 27 Morikazu Toda. Wave propagation in anharmonic lattices. *Journal of the Physical Society of Japan*, 23(3):501–506, 1967.
 - 28 M. Hénon. Integrals of the toda lattice. *Phys. Rev. B*, 9:1921–1923, Feb 1974. doi:10.1103/PhysRevB.9.1921. URL <https://link.aps.org/doi/10.1103/PhysRevB.9.1921>.
 - 29 Hermann Flaschka. The toda lattice. ii. existence of integrals. *Physical Review B*, 9(4):1924, 1974.
 - 30 Hermann Flaschka. On the toda lattice. ii: inverse-scattering solution. *Progress of Theoretical Physics*, 51(3):703–716, 1974.
 - 31 M. Cencini, C. J. Tessone, and A. Torcini. Chaotic synchronizations of spatially extended systems as nonequilibrium phase transitions. *Chaos: An Interdisciplinary Journal of Nonlinear Science*, 18(3):037125, 2008. doi:10.1063/1.2945903. URL <https://doi.org/10.1063/1.2945903>.
 - 32 Francesco Ginelli, Massimo Cencini, and Alessandro Torcini. Synchronization of spatio-temporal chaos as an absorbing phase transition: a study in 2+1 dimensions. *Journal of Statistical Mechanics: Theory and Experiment*, 2009(12):P12018, dec 2009. doi:10.1088/1742-5468/2009/12/p12018. URL <https://doi.org/10.1088/1742-5468/2009/12/p12018>.
 - 33 Josef Willsher, Shu-Wei Liu, Roderich Moessner, and Johannes Knolle. Measurement-induced phase transition in a chaotic classical many-body system. *Phys. Rev. B*, 106:024305, Jul 2022. doi:10.1103/PhysRevB.106.024305. URL <https://link.aps.org/doi/10.1103/PhysRevB.106.024305>.
 - 34 Aydin Deger, Sthitadhi Roy, and Achilleas Lazarides. Arresting classical many-body chaos by kinetic constraints. *Phys. Rev. Lett.*, 129:160601, Oct 2022. doi:10.1103/PhysRevLett.129.160601. URL <https://link.aps.org/doi/10.1103/PhysRevLett.129.160601>.
 - 35 Aydin Deger, Achilleas Lazarides, and Sthitadhi Roy. Constrained dynamics and directed percolation. *Phys. Rev. Lett.*, 129:190601, Oct 2022. doi:10.1103/PhysRevLett.129.190601. URL <https://link.aps.org/doi/10.1103/PhysRevLett.129.190601>.
 - 36 Anasuya Lyons, Soonwon Choi, and Ehud Altman. A universal crossover in quantum circuits governed by a proximate classical error correction transition. *arXiv e-prints*, art. arXiv:2208.02217, August 2022.
 - 37 M. Szyniszewski, A. Romito, and H. Schomerus. Entanglement transition from variable-strength weak measurements. *Phys. Rev. B*, 100:064204, Aug 2019. doi:10.1103/PhysRevB.100.064204. URL <https://link.aps.org/doi/10.1103/PhysRevB.100.064204>.
 - 38 M. Szyniszewski, A. Romito, and H. Schomerus. Universality of entanglement transitions from stroboscopic to continuous measurements. *Phys. Rev. Lett.*, 125:210602, Nov 2020. doi:10.1103/PhysRevLett.125.210602. URL <https://link.aps.org/doi/10.1103/PhysRevLett.125.210602>.
 - 39 Xiangyu Cao, Antoine Tilloy, and Andrea De Luca. Entanglement in a fermion chain under continuous monitoring. *SciPost Physics*, 7(2):024, August 2019. doi:10.21468/SciPostPhys.7.2.024.
 - 40 Xiao Chen, Yaodong Li, Matthew P. A. Fisher, and Andrew Lucas. Emergent conformal symmetry in nonunitary random dynamics of free fermions. *Phys. Rev. Research*, 2:033017, Jul 2020. doi:10.1103/PhysRevResearch.2.033017. URL <https://link.aps.org/doi/10.1103/PhysRevResearch.2.033017>.
 - 41 Qicheng Tang and W. Zhu. Measurement-induced

- phase transition: A case study in the nonintegrable model by density-matrix renormalization group calculations. *Phys. Rev. Res.*, 2:013022, Jan 2020. doi: 10.1103/PhysRevResearch.2.013022. URL <https://link.aps.org/doi/10.1103/PhysRevResearch.2.013022>.
- ⁴² Yohei Fuji and Yuto Ashida. Measurement-induced quantum criticality under continuous monitoring. *Phys. Rev. B*, 102:054302, Aug 2020. doi:10.1103/PhysRevB.102.054302. URL <https://link.aps.org/doi/10.1103/PhysRevB.102.054302>.
- ⁴³ Shimpei Goto and Ippei Danshita. Measurement-induced transitions of the entanglement scaling law in ultracold gases with controllable dissipation. *Phys. Rev. A*, 102:033316, Sep 2020. doi:10.1103/PhysRevA.102.033316. URL <https://link.aps.org/doi/10.1103/PhysRevA.102.033316>.
- ⁴⁴ Samuel J. Garratt, Zack Weinstein, and Ehud Altman. Measurements conspire nonlocally to restructure critical quantum states. *arXiv e-prints*, art. arXiv:2207.09476, July 2022.
- ⁴⁵ Avijit Das, Saurish Chakrabarty, Abhishek Dhar, Anupam Kundu, David A. Huse, Roderich Moessner, Samridhi Sankar Ray, and Subhro Bhattacharjee. Light-cone spreading of perturbations and the butterfly effect in a classical spin chain. *Phys. Rev. Lett.*, 121:024101, Jul 2018. doi:10.1103/PhysRevLett.121.024101. URL <https://link.aps.org/doi/10.1103/PhysRevLett.121.024101>.
- ⁴⁶ Thomas Bilitewski, Subhro Bhattacharjee, and Roderich Moessner. Temperature dependence of the butterfly effect in a classical many-body system. *Phys. Rev. Lett.*, 121:250602, Dec 2018. doi:10.1103/PhysRevLett.121.250602. URL <https://link.aps.org/doi/10.1103/PhysRevLett.121.250602>.
- ⁴⁷ Amit Kumar Chatterjee, Anupam Kundu, and Manas Kulkarni. Spatiotemporal spread of perturbations in a driven dissipative duffing chain: An out-of-time-ordered correlator approach. *Phys. Rev. E*, 102:052103, Nov 2020. doi:10.1103/PhysRevE.102.052103. URL <https://link.aps.org/doi/10.1103/PhysRevE.102.052103>.
- ⁴⁸ Sibaram Ruidas and Sumilan Banerjee. Many-body chaos and anomalous diffusion across thermal phase transitions in two dimensions. *SciPost Phys.*, 11:087, 2021. doi: 10.21468/SciPostPhys.11.5.087. URL <https://scipost.org/10.21468/SciPostPhys.11.5.087>.
- ⁴⁹ Sugan Durai Murugan, Dheeraj Kumar, Subhro Bhattacharjee, and Samridhi Sankar Ray. Many-body chaos in thermalized fluids. *Phys. Rev. Lett.*, 127:124501, Sep 2021. doi:10.1103/PhysRevLett.127.124501. URL <https://link.aps.org/doi/10.1103/PhysRevLett.127.124501>.
- ⁵⁰ Thomas Bilitewski, Subhro Bhattacharjee, and Roderich Moessner. Classical many-body chaos with and without quasiparticles. *Phys. Rev. B*, 103:174302, May 2021. doi: 10.1103/PhysRevB.103.174302. URL <https://link.aps.org/doi/10.1103/PhysRevB.103.174302>.
- ⁵¹ Shu-Wei Liu, J. Willsher, T. Bilitewski, Jin-Jie Li, A. Smith, K. Christensen, R. Moessner, and J. Knolle. Butterfly effect and spatial structure of information spreading in a chaotic cellular automaton. *Phys. Rev. B*, 103:094109, Mar 2021. doi: 10.1103/PhysRevB.103.094109. URL <https://link.aps.org/doi/10.1103/PhysRevB.103.094109>.
- ⁵² Carlton M. Caves and G. J. Milburn. Quantum-mechanical model for continuous position measurements. *Phys. Rev. A*, 36:5543–5555, Dec 1987. doi: 10.1103/PhysRevA.36.5543. URL <https://link.aps.org/doi/10.1103/PhysRevA.36.5543>.
- ⁵³ Aritra Kundu and Abhishek Dhar. Equilibrium dynamical correlations in the toda chain and other integrable models. *Phys. Rev. E*, 94:062130, Dec 2016. doi: 10.1103/PhysRevE.94.062130. URL <https://link.aps.org/doi/10.1103/PhysRevE.94.062130>.
- ⁵⁴ Nicolas Gisin and Ian C Percival. Quantum state diffusion, localization and quantum dispersion entropy. *Journal of Physics A: Mathematical and General*, 26(9):2233, 1993.
- ⁵⁵ L. Diósi, N. Gisin, and W. T. Strunz. Non-markovian quantum state diffusion. *Phys. Rev. A*, 58:1699–1712, Sep 1998. doi:10.1103/PhysRevA.58.1699. URL <https://link.aps.org/doi/10.1103/PhysRevA.58.1699>.
- ⁵⁶ Alex Kamenev. *Field theory of non-equilibrium systems*. Cambridge University Press, 2011.
- ⁵⁷ WF Van Gunsteren and HJC Berendsen. Algorithms for brownian dynamics. *Molecular Physics*, 45(3):637–647, 1982.
- ⁵⁸ J. Florencio and M. Howard Lee. Exact time evolution of a classical harmonic-oscillator chain. *Phys. Rev. A*, 31:3231–3236, May 1985. doi:10.1103/PhysRevA.31.3231. URL <https://link.aps.org/doi/10.1103/PhysRevA.31.3231>.
- ⁵⁹ Stephanie C. Weber, Julie A. Theriot, and Andrew J. Spakowitz. Subdiffusive motion of a polymer composed of subdiffusive monomers. *Phys. Rev. E*, 82:011913, Jul 2010. doi:10.1103/PhysRevE.82.011913. URL <https://link.aps.org/doi/10.1103/PhysRevE.82.011913>.
- ⁶⁰ Tibor Rakovszky, Frank Pollmann, and C. W. von Keyserlingk. Sub-ballistic growth of rényi entropies due to diffusion. *Phys. Rev. Lett.*, 122:250602, Jun 2019. doi: 10.1103/PhysRevLett.122.250602. URL <https://link.aps.org/doi/10.1103/PhysRevLett.122.250602>.
- ⁶¹ Tianci Zhou and Andreas W. W. Ludwig. Diffusive scaling of rényi entanglement entropy. *Phys. Rev. Res.*, 2:033020, Jul 2020. doi:10.1103/PhysRevResearch.2.033020. URL <https://link.aps.org/doi/10.1103/PhysRevResearch.2.033020>.
- ⁶² Marko Žnidarič. Entanglement growth in diffusive systems. *Communications Physics*, 3(1):100, June 2020. doi: 10.1038/s42005-020-0366-7.
- ⁶³ Khanh-Dang Nguyen Thu Lam and Jorge Kurchan. Stochastic perturbation of integrable systems: a window to weakly chaotic systems. *arXiv e-prints*, art. arXiv:1305.4503, May 2013.
- ⁶⁴ Tomer Goldfriend and Jorge Kurchan. Quasi-integrable systems are slow to thermalize but may be good scramblers. *Phys. Rev. E*, 102:022201, Aug 2020. doi: 10.1103/PhysRevE.102.022201. URL <https://link.aps.org/doi/10.1103/PhysRevE.102.022201>.
- ⁶⁵ Renato M. Angelo and K. Furuya. Semiclassical limit of the entanglement in closed pure systems. *Phys. Rev. A*, 71:042321, Apr 2005. doi:10.1103/PhysRevA.71.042321. URL <https://link.aps.org/doi/10.1103/PhysRevA.71.042321>.
- ⁶⁶ A. Matzkin. Entanglement in the classical limit: Quantum correlations from classical probabilities. *Phys. Rev. A*, 84:022111, Aug 2011. doi:10.1103/PhysRevA.84.022111. URL <https://link.aps.org/doi/10.1103/PhysRevA.84.022111>.
- ⁶⁷ G. Mussardo and J. Viti. $\hbar \rightarrow 0$ limit of the entanglement entropy. *Phys. Rev. A*, 105:032404, Mar 2022. doi: 10.1103/PhysRevA.105.032404. URL <https://link.aps.org/doi/10.1103/PhysRevA.105.032404>.

- ⁶⁸ Arijit Haldar, Surajit Bera, and Sumilan Banerjee. Rényi entanglement entropy of fermi and non-fermi liquids: Sachdev-ye-kitaev model and dynamical mean field theories. *Phys. Rev. Res.*, 2:033505, Sep 2020. doi: 10.1103/PhysRevResearch.2.033505. URL <https://link.aps.org/doi/10.1103/PhysRevResearch.2.033505>.
- ⁶⁹ S. Banerjee, 2023. unpublished.
- ⁷⁰ Anatoli Polkovnikov. Phase space representation of quantum dynamics. *Annals of Physics*, 325(8):1790–1852, August 2010. doi:10.1016/j.aop.2010.02.006.
- ⁷¹ Pavan Hosur, Xiao-Liang Qi, Daniel A. Roberts, and Beni Yoshida. Chaos in quantum channels. *Journal of High Energy Physics*, 2016:4, February 2016. doi: 10.1007/JHEP02(2016)004.
- ⁷² Ruihua Fan, Pengfei Zhang, Huitao Shen, and Hui Zhai. Out-of-time-order correlation for many-body localization. *Science Bulletin*, 62(10):707–711, May 2017. doi: 10.1016/j.scib.2017.04.011.
- ⁷³ Akram Touil and Sebastian Deffner. Quantum scrambling and the growth of mutual information. *Quantum Science and Technology*, 5(3):035005, July 2020. doi:10.1088/2058-9565/ab8ebb.

Supplemental Material for

Semiclassical limit of a measurement-induced transition in many-body chaos in integrable and nonintegrable oscillator chains

by Sibaram Ruidas and Sumilan Banerjee

S1: Measurement Model

For the model of Eq.(1) and the measurement protocol discussed in the main text, before the n -th measurements, the n -th meters and the system are described by the density matrix

$$\rho_{tot}(\{\xi\}_{n-1}, t_n^-) = \otimes_i |\psi_{in}\rangle\langle\psi_{in}| \otimes e^{-i\mathcal{H}_s\tau/\hbar} \rho(\{\xi\}_{n-1}, t_{n-1}^+) e^{i\mathcal{H}_s\tau/\hbar}, \quad (\text{S1.1})$$

where $\rho(\{\xi\}_{n-1}, t_{n-1}^+)$ is density matrix of the system after $(n-1)$ -th measurements and it depends on the outcomes $\{\xi\}_{n-1}$ of all the measurements till t_{n-1}^+ . In the following we simply write the density matrix as $\rho(t)$ for brevity. After the n -th measurement the n -th meters are projected into one of the position states ξ_{in} . As a result, the state of the combined system just after the n -th measurements is

$$\rho_{tot}(t_n^+) = \mathcal{P}_{\xi_n} \left[e^{-(i/\hbar)\sum_i \hat{x}_i \hat{p}_{in}} \otimes_i |\psi_{in}\rangle\langle\psi_{in}| \otimes e^{-i\mathcal{H}_s\tau/\hbar} \rho(t_{n-1}^+) e^{i\mathcal{H}_s\tau/\hbar} e^{(i/\hbar)\sum_i \hat{x}_i \hat{p}_{in}} \right] \mathcal{P}_{\xi_n} \quad (\text{S1.2})$$

where $\mathcal{P}_{\xi_n} = \otimes_i |\xi_{in}\rangle\langle\xi_{in}|$ is the projection operator applied on the in -th meter. As a result the state of the system after the measurement is

$$\rho(t_n^+) = \text{tr} [\rho_{tot}(t_n^+)] \quad (\text{S1.3})$$

where the trace is only over the meters. Thus we get

$$\rho(t_n^+) = \prod_i \Psi_i(\xi_{in}) e^{-i\mathcal{H}_s\tau/\hbar} \rho(t_{n-1}^+) e^{i\mathcal{H}_s\tau/\hbar} \prod_i \Psi_i^\dagger(\xi_{in}) \quad (\text{S1.4})$$

where

$$\Psi_i(\xi_{in}) = \langle\xi_{in}|\psi_{in}\rangle = (\pi\sigma)^{-1/4} e^{-(\xi_{in}-\hat{x}_i)^2/2\sigma} \quad (\text{S1.5})$$

Following Ref.52, and as discussed in the main text, we incorporate a feedback controlling the drift of the momentum of the oscillators by applying displacement operators

$$D_i(\xi_{in}) = e^{-(i/\hbar)\gamma\tau\xi_{in}\hat{p}_i}, \quad (\text{S1.6})$$

after each measurement, with $\gamma = c_\gamma \sqrt{2\hbar/(m\Delta)}$, and $\Delta = \sigma\tau$. Thus the state of the system becomes

$$\rho_n \equiv \rho(t_n^+) = \mathcal{M}(\xi_n) \rho_{n-1} \mathcal{M}^\dagger(\xi_n) \quad (\text{S1.7})$$

$$\mathcal{M}(\xi_n) \equiv \prod_i [D_i(\xi_{in}) \Psi_i(\xi_{in})] e^{-i\mathcal{H}_s\tau/\hbar} \quad (\text{S1.8})$$

We now write a path integral representation of the time evolution on the Schwinger-Keldysh (SK) contour⁵⁶ by using

$$\rho_n = \int dx_n^+ dx_n^- dx_{n-1}^+ dx_{n-1}^- |x_n^+\rangle\langle x_n^-| \langle x_n^+ | \mathcal{M}(\xi_n) | x_{n-1}^+ \rangle \langle x_{n-1}^- | \mathcal{M}^\dagger(\xi_n) | x_n^- \rangle \langle x_{n-1}^+ | \rho_{n-1} | x_{n-1}^- \rangle, \quad (\text{S1.9})$$

where we have omitted the lattice index i for brevity. The matrix element is

$$\langle x_n^+ | \mathcal{M}(\xi_n) | x_{n-1}^+ \rangle \propto e^{-(\xi_n - x_n^+)^2/2\sigma} \exp \left[\frac{i}{\hbar} \left\{ \frac{m}{2} (\partial_t x_{n-1}^+)^2 + m\gamma\xi_n \partial_t x_{n-1}^+ - V(x_{n-1}^+) \right\} \right], \quad (\text{S1.10})$$

where $\partial_t x_{n-1}^+ = (x_n^+ - x_{n-1}^+)/\tau$. Finally, taking the continuum limit, we write the SK generating function for the dynamics at time t_f for an initial density matrix ρ_0 at time t_0 as

$$\text{Tr}[\rho(\{\xi\}, t_f)] = \int \mathcal{D}x e^{(i/\hbar)S[\{\xi\}, x]} \langle x(t_0+) | \rho_0 | x(t_0-) \rangle, \quad (\text{S1.11})$$

with the action

$$S[\{\xi\}, x] = \int_{t_0}^{t_f} dt \sum_{i,s} s \left[\frac{m}{2} (\dot{x}_i^s)^2 + m\gamma \xi_i(t) \dot{x}_i^s + \frac{i s \hbar}{2\Delta} (x_i^s(t) - \xi_i(t))^2 \right] - \int_{-\infty}^{\infty} dt \sum_s s V(\{x_i^s(t)\}), \quad (\text{S1.12})$$

where $s = \pm$ refers to forward and backward branches of the SK contour. Since we are interested in the non-equilibrium steady state (NESS), we eventually take $t_0 \rightarrow -\infty$ so that the dependence on the initial density matrix drops out from the path integral.

To take the semiclassical limit, we define classical and quantum components as

$$x_i^\pm = x_i^c \pm x_i^q, \quad (\text{S1.13})$$

and write the path integral as

$$\begin{aligned} \rho(\{\xi\}, t) &= \int \mathcal{D}x^c \mathcal{D}x^q e^{iS[\{\xi\}, x]} \\ S &= \int_{-\infty}^{t_f} dt \sum_i 2 \left[-m x_i^q \ddot{x}_i^c + m\gamma \hbar \dot{x}_i^q \tilde{\xi}_i - m\gamma x_i^q \dot{x}_i^c - x_i^q \frac{\partial V}{\partial x_i^c} + \hbar^2 \mathcal{O}((x_i^q)^3) \right] + \frac{i\hbar^2}{\Delta} \int_{-\infty}^{t_f} dt \sum_i [\tilde{\xi}_i^2 + (x_i^q)^2] \end{aligned} \quad (\text{S1.14})$$

In the above, we have expanded in x^q around x^c , defined $\tilde{\xi}_i = \xi_i - x_i^c$, and scaled x^q and $\tilde{\xi}$ as $(x_i^q/\hbar, \tilde{\xi}_i/\hbar) \rightarrow (x_i^q, \tilde{\xi}_i)$. We have also used an integration by parts, $\int dt \dot{x}_i^q x_i^c = x_i^q x_i^c|_{-\infty}^{t_f} - \int dt x_i^q \dot{x}_i^c$ and neglected the boundary terms above.

Now to take the semiclassical limit of small \hbar , we take \hbar^2/Δ a constant in the limit $\hbar \rightarrow 0$, i.e. $\Delta \sim \hbar^2$, so that

$$x^c, \tilde{\xi}, x^q \sim \mathcal{O}(1). \quad (\text{S1.15})$$

Thus we ensure that $\tilde{\xi}$ and x^q Gaussian distributed with width $\sim \mathcal{O}(1)$ in the semiclassical limit. Since $\gamma \sim \sqrt{\hbar/\Delta} \sim 1/\sqrt{\hbar}$, we get for the different terms in the action of Eq.(S1.14), $x^q \partial_t^2 x^c \sim \mathcal{O}(1)$, $\gamma \hbar \partial_t x^q \tilde{\xi} \sim \mathcal{O}(\hbar^{1/2})$, $\gamma x^q \partial_t x^c \sim \mathcal{O}(1/\sqrt{\hbar})$, and $x^q (\partial V/\partial x^c) \sim \mathcal{O}(1)$.

Keeping the leading and the next to leading order terms, $\mathcal{O}(1/\sqrt{\hbar})$ and $\mathcal{O}(1)$, we get

$$S \simeq \int_{-\infty}^{t_f} dt \sum_i 2 \left[-m x_i^q \ddot{x}_i^c - m\gamma x_i^q \dot{x}_i^c - x_i^q \frac{\partial V}{\partial x_i^c} \right] + \frac{i\hbar^2}{\Delta} \int_{-\infty}^{t_f} dt \sum_i [\tilde{\xi}_i^2 + (x_i^q)^2] \quad (\text{S1.16})$$

We now use the Hubbard Stratonovich identity,

$$e^{-\frac{\hbar^2}{\Delta} \int_{-\infty}^{t_f} dt \sum_i (x_i^q)^2} \propto \int \mathcal{D}\eta e^{-\frac{\Delta}{\hbar^2} \int_{-\infty}^{t_f} dt \sum_i \eta_i^2 + i \int_{-\infty}^{t_f} dt \sum_i 2\eta_i x_i^q}, \quad (\text{S1.17})$$

to write

$$\rho(t) \propto \int \mathcal{D}x^c \mathcal{D}\eta e^{-\frac{\hbar^2}{\Delta} \int_{-\infty}^{t_f} dt \sum_i \tilde{\xi}_i^2} e^{-\frac{\Delta}{\hbar^2} \int_{-\infty}^{t_f} dt \sum_i \eta_i^2} \int \mathcal{D}x^q \exp \left[-2i \int_{-\infty}^{t_f} dt \sum_i x_i^q \left(m\ddot{x}_i^c + m\gamma \dot{x}_i^c + \frac{\partial V}{\partial x_i^c} - \eta_i \right) \right] \quad (\text{S1.18})$$

$$\propto \int \mathcal{D}\eta e^{-\frac{\hbar^2}{\Delta} \int_{-\infty}^{t_f} dt \sum_i \tilde{\xi}_i^2} e^{-\frac{\Delta}{\hbar^2} \int_{-\infty}^{t_f} dt \sum_i \eta_i^2} \int \mathcal{D}x^c \prod_{it} \delta \left(m\ddot{x}_i^c + m\gamma \dot{x}_i^c + \frac{\partial V}{\partial x_i^c} - \eta_i \right) \quad (\text{S1.19})$$

The above leads to the classical stochastic Langevin equation for the effective dynamics of the classical component $x_i \equiv x_i^c$

$$m \frac{d^2 x_i}{dt^2} = -m\gamma \frac{dx_i}{dt} - \frac{\partial V}{\partial x_i} + \eta_i \quad (\text{S1.20})$$

with a noise η_i , which originates from quantum (x_i^q) fluctuations. The noise has a Gaussian distribution controlled by the measurement strength Δ^{-1} , such that

$$\langle \eta_i(t) \eta_j(t') \rangle = \frac{\hbar^2}{2\Delta} \delta_{ij} \delta(t - t') \quad (\text{S1.21})$$

Hence, we can define an effective temperature T_{eff} by demanding a fluctuation dissipation relation between the noise and damping terms, i.e.

$$T_{eff} = \frac{\hbar^2}{4m\gamma\Delta} = \frac{\hbar}{4c_\gamma} \sqrt{\frac{\hbar}{2m\Delta}} \sim \sqrt{\hbar} \quad (\text{S1.22})$$

In the classical limit $\hbar \rightarrow 0$, the noise strength is $\gamma T_{eff} \sim \mathcal{O}(1)$ and the damping $\gamma \sim 1/\sqrt{\hbar} \rightarrow \infty$, while the effective temperature $T_{eff} \sim \sqrt{\hbar} \rightarrow 0$. In this limit, the dissipation term leads to infinite damping, which originates from the feedback that we incorporated, and the system becomes completely static. Hence to get a nontrivial dynamics we keep \hbar finite but small, as discussed in the main text.

It is important to note that the effective temperature T_{eff} solely arises from the measurement and feedback processes in Eq.(S1.7), not due to any external thermal bath. Here we are considering an otherwise isolated system which only interacts with the meters. The system could be initially prepared in a pure state and the time evolution [Eq.(S1.7)] preserves the purity of the many-body state of the system. In this case, for the semiclassical limit of small but nonzero \hbar , the system will approach a pure NESS in the longtime limit ($t_0 \rightarrow -\infty$). However, remarkably, the effective distribution of the positions and momenta (classical components) of the oscillators in the pure NESS is described by a Boltzmann-Gibbs distribution $\sim \exp[-\mathcal{H}_s(\{x_i, p_i\})/T_{eff}]$, where the system Hamiltonian \mathcal{H}_s is evaluated for classical phase-space configuration $\{x_i, p_i\}$.

The outcome of the measurements $\{\xi_i(t)\}$ drops out from the dynamics [Eq.(S1.20)] in the above semiclassical limit. In this limit, the measurement outcomes are

$$\xi_i(t) = x_i(t), \quad (\text{S1.23})$$

i.e., pinned to their corresponding oscillator positions. This is because $\xi_i(t)$ is distributed according to $\exp[-(1/2\Delta) \int dt (\xi_i - x_i)^2]$ [see Eq.(S1.12)], with a mean $x_i(t)$ and variance $\Delta \sim \hbar^2$. As a result, in the semiclassical limit the fluctuations of the measurement outcome $|\xi_i(t) - x_i(t)| \sim \hbar$, and thus can be neglected up to $\mathcal{O}(1)$.

S2: Gunsteren-Berendsen Method

The dynamical equation in Eq.(3) (main text), i.e.

$$\ddot{x}_i + \gamma \dot{x}_i = \frac{1}{m} [F_i(t) + \eta_i], \quad (\text{S2.1})$$

where $F_i(t) = -\partial V/\partial x_i$ is the force on the i -th particle, is simulated using a stochastic numerical scheme known as Gunsteren-Berendsen (GB) method. We have followed the original paper⁵⁷ to implement the method. According to this, $x(t_n + \Delta t)$ is obtained from $x(t_n)$, $\dot{F}(t_n)$ and $F(t_n)$ (omitting the index i for brevity) as follows

$$\begin{aligned} x(t_n + \Delta t) = & x(t_n) \left[1 + \exp(-\gamma \Delta t) \right] - x(t_n - \Delta t) \exp(-\gamma \Delta t) + \frac{F(t_n) \Delta t}{m\gamma} \left[1 - \exp(-\gamma \Delta t) \right] \\ & + \frac{\dot{F}(t_n) \Delta t}{m\gamma^2} \left[\frac{1}{2} \gamma \Delta t \left[1 + \exp(-\gamma \Delta t) \right] - \left[1 - \exp(-\gamma \Delta t) \right] \right] + X_n(\Delta t) + \exp(-\gamma \Delta t) X_n(-\Delta t) + \mathcal{O}[(\Delta t)^4]. \end{aligned} \quad (\text{S2.2})$$

The above reduces to Verlet molecular dynamics algorithm for $\gamma \rightarrow 0$ as

$$x(t_n + \Delta t) = 2x(t_n) - x(t_n - \Delta t) + \frac{F(t_n)(\Delta t)^2}{m} + \mathcal{O}[(\Delta t)^4]. \quad (\text{S2.3})$$

In the overdamped limit $\gamma \gg 1$ the algorithm reduces to

$$x(t_n + \Delta t) = x(t_n) + \frac{1}{m\gamma} \left[F(t_n) \Delta t + \dot{F}(t_n) \frac{1}{2} (\Delta t)^2 \right] + X_n(\Delta t). \quad (\text{S2.4})$$

We can use above algorithm for smaller values $\gamma\Delta t$ with some subtlety as mentioned below. The velocity at each time step is calculated using positions at next and past instant of time as follows:

$$v(t_n) = \left[\left[x(t_n + \Delta t) - x(t_n - \Delta t) \right] + \frac{F(t_n)}{m\gamma^2} G(\gamma\Delta t) - \frac{\dot{F}(t_n)}{m\gamma^3} G(\gamma\Delta t) + \left[X_n(-\Delta t) - X_n(\Delta t) \right] \right] H(\gamma\Delta t)/\Delta t. \quad (\text{S2.5})$$

Here $X_n(\Delta t)$ and $X_n(-\Delta t)$ are the Gaussian random numbers with mean zero and widths that are function of coefficients E, C, G and H , temperature and γ . The expressions for these coefficients can be found in ref.57. For $\gamma\Delta t \ll 1$, due to presence of exponential terms, the numerical precision becomes an issue, and we need to use series expansion of coefficients (see appendix of ref.57). While we have used the original coefficients to equilibrate the system at temperature T and obtain the initial configurations with large γ , series expansion for the coefficients have been used to evolve the trajectories and calculate the cOTOC.

S3: Thermal initial configurations

Starting from an initial condition with all x_i 's and p_i 's zero, equilibrium configurations of the system are generated in two ways. In one case, we used original GB scheme as in Eq. (S2.2) to simulate Langevin dynamics of the model for moderate γ and time step $\Delta t = 0.2$, without the series expansion of the coefficients. Equilibration is assumed when kinetic energy per particle reaches the equipartition value $E_{kin}/N = k_B T/2$. We generate 10^5 initial configurations, separated by $100\Delta t$ for independent uncorrelated results.

We also use the overdamped limit of Langevin dynamics with a higher value of noise strength $\gamma \sim 20.0$ [Eq. (S2.4)] with the time step $\Delta t = 0.2$. Here too we do not need to use the series expansion of the coefficients that appear in the implementation of the GB algorithm⁵⁷, as discussed in the preceding section. Equilibration was confirmed by checking that the potential energy per particle reaches a steady state. Thus we generate 10^5 initial configurations of the positions of the particles. The momentum p_i of each oscillator at equilibrium is drawn from a Gaussian distribution of width $\sqrt{k_B T/m}$, and these along with the position coordinates, provides the thermal initial conditions $\{x_i(0), p_i(0)\}$ at temperature T . This way we generate the thermal configurations for different values of the parameters in the Hamiltonian, i.e., interaction u for the nonintegrable chain, and a and b for the Toda chain. The procedure is repeated for four different system size $L = 1024, 800, 512$ and 256 .

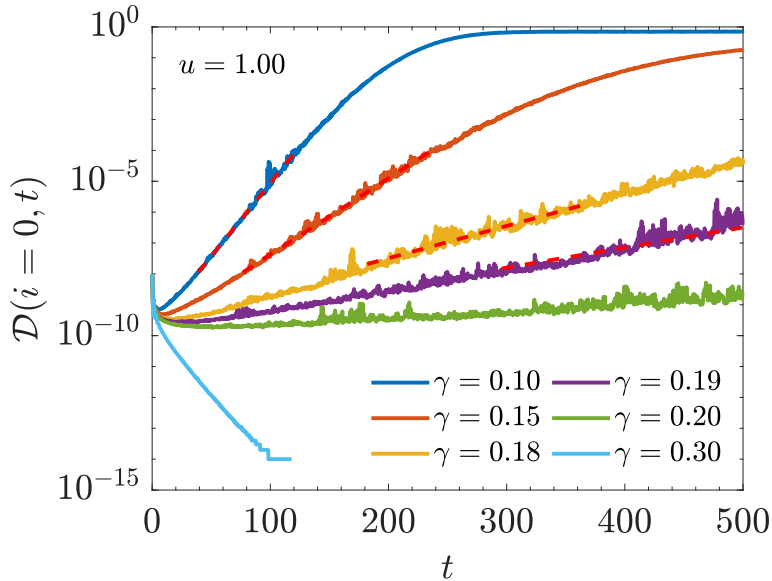


FIG. S1. **cOTOC across the noise-driven transition in the nonintegrable chain:** cOTOC at site $i = 0$, $\mathcal{D}(i = 0, t)$, is shown across the stochastic synchronization transition as a function of dissipation strength γ for a fixed interaction strength $u = 1.0$. The critical value for the transition is $\gamma_c \simeq 0.20$.

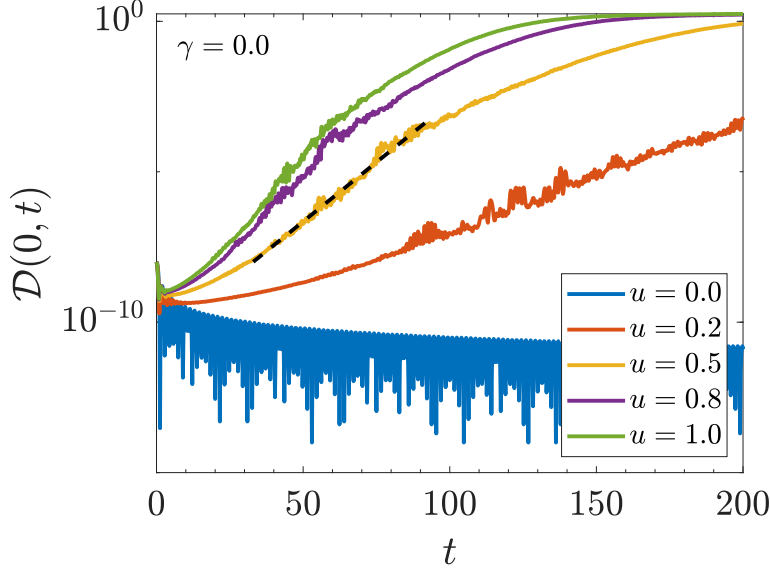


FIG. S2. **cOTOC in the absence of noise and dissipation in the nonintegrable chain:** $\mathcal{D}(i = 0, t)$ at $\gamma = 0$ for different values of u , including the harmonic limit $u = 0$. Black dashed line shows the fitted exponential regime.

S4: Classical OTOC

The diagnostics of chaos in our calculation is captured by the classical OTOC (cOTOC) or the trajectory difference defined in Eq.(4), main text. We define it in terms of momentum to avoid the continuous drift in the center of mass of the chain under periodic boundary condition. We start with an equilibrated configuration $\{x_i^A(0), p_i^A(0)\}$ and obtain the initial condition for the other trajectory using $p_i^B(0) = p_i^A(0) + \delta_{i,0}\varepsilon$ with $\varepsilon = 10^{-4}$, i.e. the trajectory B differs by a small amount from A at only $i = 0$ site. Each copy is evolved with the Langevin dynamics, and at each time and space points we calculate the trajectory difference in momentum coordinate as $\langle [p_i^A(t) - p_i^B(t)]^2 \rangle$, where we have used 10^5 initial configurations. Initially momenta of all oscillators are exactly the same in two copies except at the perturbing site $i = 0$, and we get $\mathcal{D}(i, 0) = \varepsilon^2 \delta_{i,0}$, i.e., zero at all sites except $i = 0$.

To extract Lyapunov exponent, we fit the trajectory difference at the perturbing site with an exponential form, i.e., $\mathcal{D}(i = 0, t) \sim e^{2\lambda_L t}$. If the model is in the chaotic regime, this exponential form would fit the perturbation growth correctly within an intermediate time window and give a positive Lyapunov exponent. This fitting procedure is repeated for different parameter values in the nonintegrable chain to extract λ_L across the transitions with respect to u for $\gamma \neq 0$ [Fig.1(c), main text], and as function of γ (Fig.S1) for $u \neq 0$. For comparison, we also plot $\mathcal{D}(i = 0, t)$ for $\gamma = 0$ in Fig.S2. In this case the cOTOC grows exponentially with $\lambda_L > 0$ for any finite u , and decays only for the harmonic chain $u = 0$.

To extract the butterfly velocity in the chaotic phase, we plot the chaos onset contour by finding the time required, $t_{\mathcal{D}_{\text{th}}}(i)$, for $\mathcal{D}(i, t)$ at each site to reach a threshold value $\mathcal{D}_{\text{th}} = 10^{-8} (= \varepsilon^2)$. For a ballistic spreading of chaos front, $t_{\mathcal{D}_{\text{th}}}$ shows a linear dependence on site index i (Fig.S3), i.e. a light cone exists. Hence, we fit the contour with a ballistic form $t_{\mathcal{D}_{\text{th}}} = t_0 + i/v_B^{L(R)}$ where $v_B^{L(R)}$ is the butterfly velocity extracted from the left (right) side of $i = 0$. Here t_0 is an onset time⁴⁸ that the cOTOC takes to reach the threshold value at $i = 0$, i.e., $\mathcal{D}(0, t_0) = \varepsilon^2$. The velocity is obtained from $v_B = (v_B^L + v_B^R)/2$ (Fig.S3). As earlier, this process is repeated for different parameter values to extract v_B across the transitions. The ballistic light cone progressively deteriorates approaching the transition (Fig.S4) and completely vanishes once we reach the nonchaotic phase for $u < u_c$ (Fig.S5). We find similar transition in the light cones for $\gamma > \gamma_c$.

In a similar way, we extract λ_L and v_B for the integrable model of the Toda chain. For $\gamma = 0$, the trajectory difference does not show any exponential growth, indicating a nonchaotic phase (Fig.S6) with $\lambda_L = 0$. However, the initial perturbation still spreads ballistically with a nonzero velocity v_B , extracted in a similar fashion as earlier, as shown in the Fig.S7. Interesting features show up when noise is added to the dynamics. As it can be seen from Fig.S8, the dynamics becomes chaotic, showing an exponential growth of cOTOC, as soon as any finite noise ($\gamma \neq 0$) is added. The growth rate increases rapidly as we increase the noise strength and at a value γ_m , the Lyapunov exponent attains a maximum value [see Fig.4(a) in the main text]. After this point, λ_L starts to decrease. At a critical value of noise

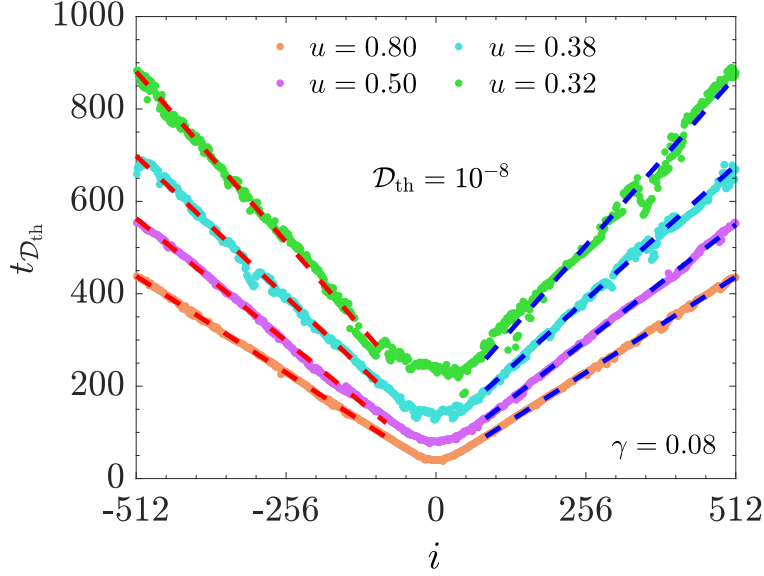


FIG. S3. **Extraction of butterfly velocity:** Light cones for the threshold value $\mathcal{D}_{\text{th}} = 10^{-8}$ at different interaction strengths $u > u_c$ for a fixed noise strength $\gamma = 0.08$. These contours are fitted (dashed lines) with $t_{\mathcal{D}_{\text{th}}} = t_0 \pm i/v_B^{\text{L(R)}}$ on the left (right) side of $i = 0$ and the butterfly velocity is extracted from $v_B = (v_B^{\text{L}} + v_B^{\text{R}})/2$.

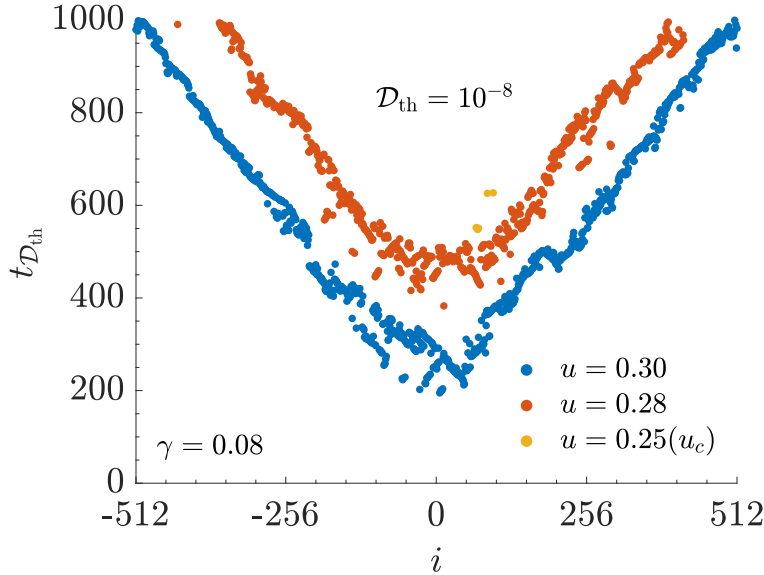


FIG. S4. **Threshold light cones close to the transition:** The light cones become more and more distorted as we approach the transition and hence it is difficult to extract v_B close to u_c .

strength γ_c , the model undergoes the synchronization transition to a nonchaotic phase. This transition is very similar to the one that we witnessed in the nonintegrable chain, i.e., we see a continuous decrease of λ_L from positive to negative values. We extract v_B across the transition as earlier. Unlike the nonintegrable model, here v_B shows a sharp jump from its value at $\gamma = 0$ for any non zero noise strength [see Fig. 4(c), main text] indicating a singular behaviour as $\gamma \rightarrow 0^+$. This jump is then followed by a monotonic decrease approaching γ_c [see Fig. 4 (c), main text].

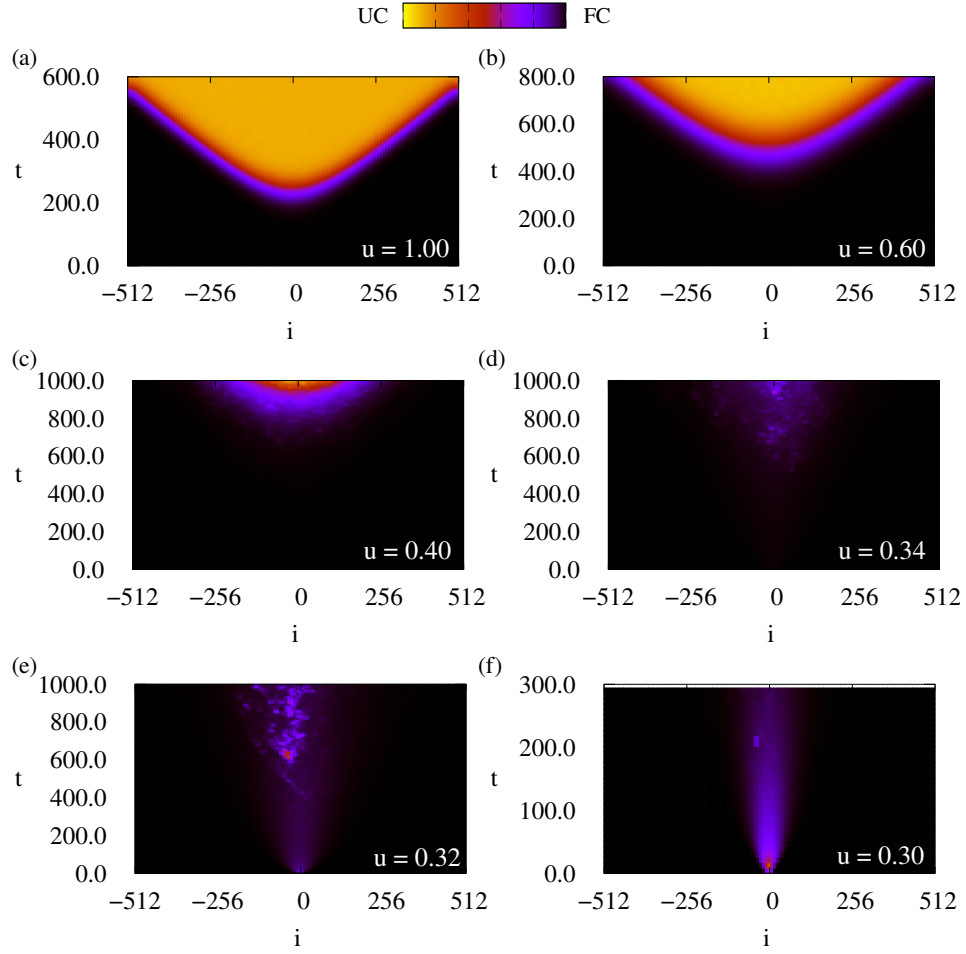


FIG. S5. **Transition in the light cone for the nonintegrable chain:** Chaotic to nonchaotic transition in terms of light cone for cOTOC (color). Above plots are shown with u varied and the noise strength $\gamma = 0.10$ fixed for system size $L = 1024$. Critical value of interaction is $u_c = 0.32$, below which the transition to the nonchaotic phase takes place.

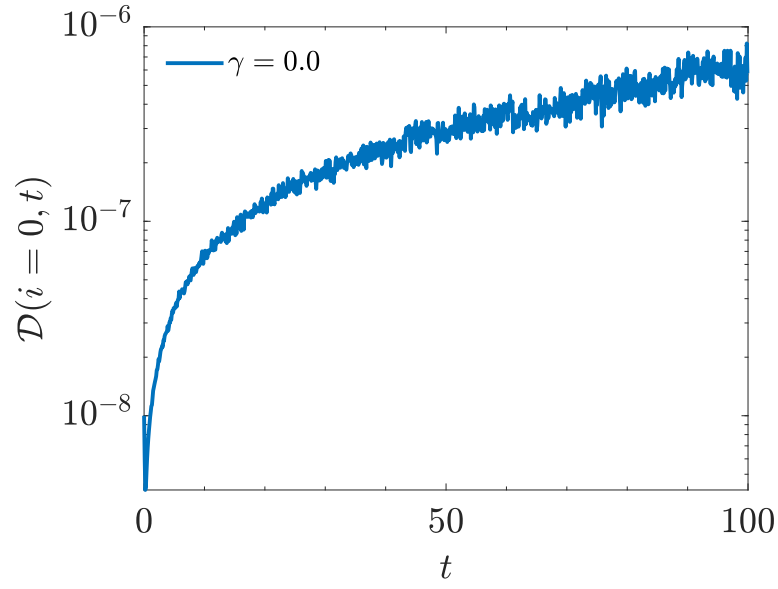


FIG. S6. **cOTOC in the integrable Toda chain.** $\mathcal{D}(0, t)$ for $\gamma = 0$ for the Toda chain with $a = 0.07$ and $b = 15$.

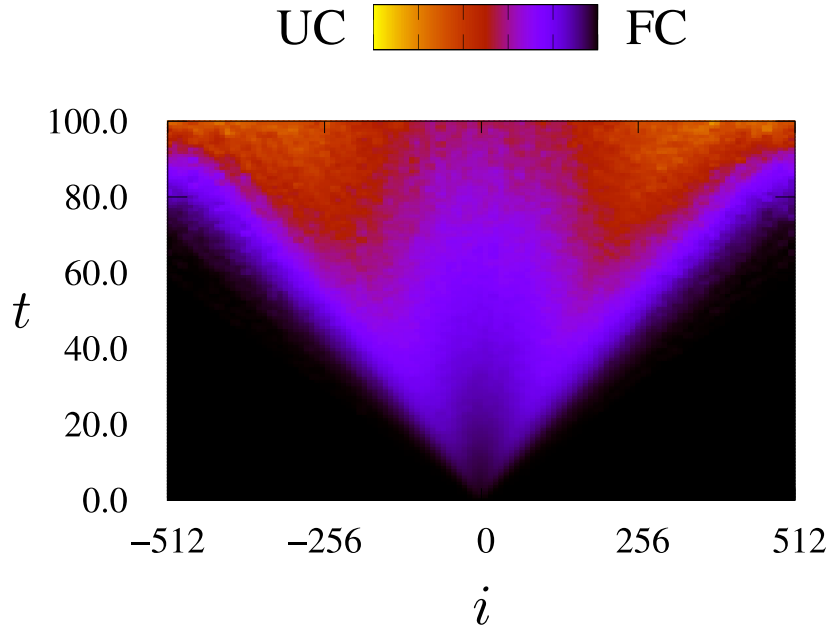


FIG. S7. **Lightcone in the integrable Toda chain.** cOTOC $\mathcal{D}(i, t)$ (color) for $\gamma = 0$ for the Toda chain with $a = 0.07$ and $b = 15$.

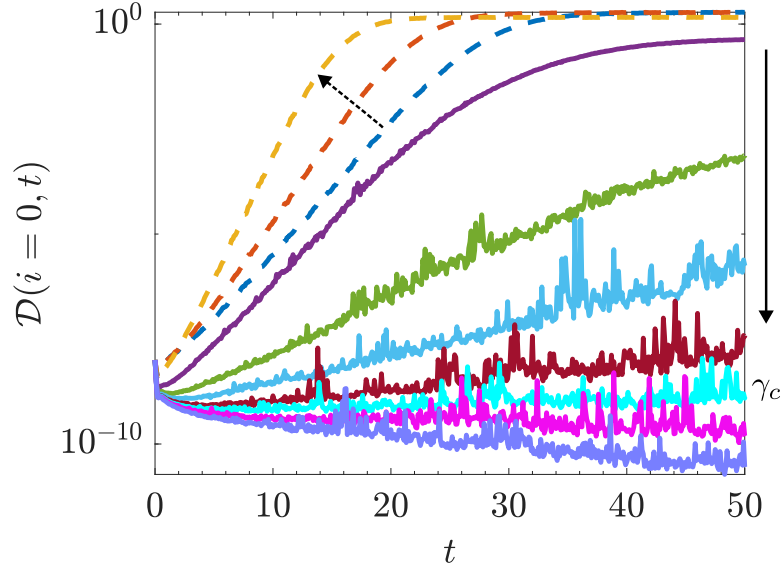


FIG. S8. **cOTOC across the noise-driven transition in the Toda chain:** Time evolution of cOTOC at $i = 0$ for Toda model as a function of dissipation strength $\gamma = 0.02, 0.05, 0.50(= \gamma_m), 2.00, 2.70, 3.00, 3.20, 3.30(= \gamma_c), 3.40, 3.50$. The dashed line plots are for $\gamma < \gamma_m$ when the chaos growth rate increases with γ before reaching a maximum at γ_m . After that (solid lines) λ_L decreases approaching the transition at $\gamma_c = 3.30$ (cyan). Arrows specify the direction of increasing γ in the plot.

S5: Finite size scaling of butterfly velocity

As shown in the main text Fig.3(b) (inset), the butterfly velocity exhibits finite size dependence near the transition. We perform a finite-size scaling analysis with system size for v_B , as shown in the main text Fig.3(b) (main panel). Here we discuss the details of the scaling procedure. We write v_B as

$$v_B(u, L) = L^{-\Delta_v} \mathcal{F}[\delta u L^{1/\nu}] \quad (\text{S5.1})$$

where $\mathcal{F}(x)$ is a universal scaling function and $\delta u = u - u_c > 0$. The above can be written as $v_B(u, L) = L^{-\Delta_v} \mathcal{F}'(L/\xi)$ in terms of another scaling function $\mathcal{F}'(x)$ with a correlation length $\xi(\delta u) \sim (\delta u)^{-\nu}$. We find the optimized exponents ν and Δ_v so that the data for v_B for all $u > u_c$ and L collapses into a single curve described by Eq.(S5.1). This is done by minimizing the χ^2 -function in multi-parameter space, defined as

$$\chi^2(\{c_k\}; \{d_k\}; \Delta_v) = \sum_{L,u} \left[v_B(u, L) - L^{-\Delta_v} \mathcal{F}'(L/\xi(\delta u)) \right]^2, \quad (\text{S5.2})$$

where $v_B(u, L)$ are the data points at different values of u and L . We assume a second-order polynomial for the scaling function $\mathcal{F}'(x \equiv L/\xi) = c_0 + c_1 x + c_2 x^2$ and a third-order one for the correlation length $\xi(\delta u) = d_0 + d_1(\delta u) + d_2(\delta u)^2 + d_3(\delta u)^3$. For a fixed value of u_c , starting from an initial guess for the parameters, we can minimize the χ^2 in Eq.(S5.2) and obtain the optimized c_k 's, d_k 's and Δ_v . The exponent Δ_v is obtained directly from this procedure. The correlation length exponent ν is extracted from the fit $\xi(\delta u) \sim (\delta u)^{-\nu}$ with a power law. We have checked that extracted critical exponents are robust with respect to a range of initial guesses for $\{c_k, d_k\}$.

We have shown the results the scaling collapse for $\gamma = 0.08$ in the main text [Fig. 3(b)(main panel)]. A typical collapse of $L^{\Delta_v} v_B$ with L/ξ with the scaling function $\mathcal{F}'(x)$ is shown in Fig.S9. The correlation length and associated exponent ν extracted from the scaling collapse are shown in Fig.S10. For the results shown here, and in Fig. 3(b), main text, we have taken $u_c = 0.242$ which is close to the $u_c \simeq 0.25$ obtained from Lyapunov exponent results [Fig.2(c), main text].

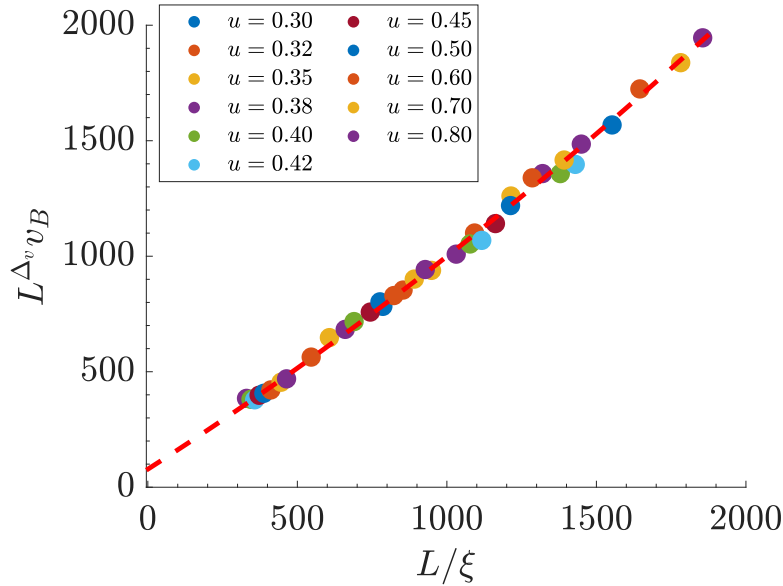


FIG. S9. **Scaling collapse for butterfly velocity for $\gamma = 0.08$ in the nonintegrable chain:** Scaling collapse of $L^{\Delta_v} v_B$ with L/ξ for $u_c = 0.242$. The polynomial scaling function $\mathcal{F}'(x = L/\xi)$ is shown by red dashed line.

The quality of the data collapse [main text, Fig.3(b) (main panel)] remains reasonably good for a range of u_c values between 0.25 to 0.21 as shown by χ^2 values in Table I. As it can be seen from the table, ν varies over a range $\sim 0.25 - 0.35$ and Δ_v over $\sim 1.00 - 1.06$ for u_c within the range 0.25-0.21. In this range, the χ^2 value stays reasonably low ~ 0.025 , which ensures validity of the scaling collapse.

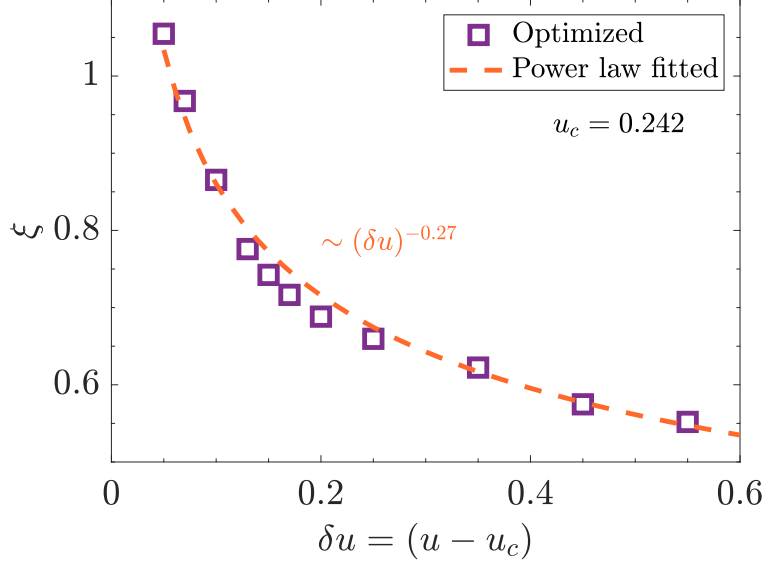


FIG. S10. **Optimized correlation length and the extraction of ν from scaling collapse for $\gamma = 0.08$ in the nonintegrable chain:** The correlation length ξ extracted from the finite-size scaling is plotted as a function of δu with $u_c = 0.242$. The fit of the data with a power law, i.e., $\xi \sim (\delta u)^{-\nu}$, gives the critical exponent $\nu \simeq 0.27$.

u_c	χ^2_{\min}	ν	Δ_v
0.250	0.026	0.253	1.048
0.242	0.026	0.265	1.063
0.220	0.025	0.332	1.010
0.210	0.026	0.340	1.050
0.200	0.031	0.382	1.039

TABLE I. Table of χ^2 values and critical exponents for different choices of u_c in the finite-size scaling for the nonintegrable chain with $\gamma = 0.08$.

S6: Mean square displacement

To verify that the usual dynamical quantities calculated from a single trajectory does not show any signature of the dynamical transition seen in the cOTOC, we calculate the mean square displacement (MSD),

$$\langle \Delta q^2(t) \rangle = \frac{1}{N} \sum_{j=1}^N \left\langle [x_j(t) - x_j(0)]^2 \right\rangle, \quad (\text{S6.1})$$

for a single trajectory generated from the initial thermal configurations. Here we use the series expansions for the coefficients in the GB algorithm⁵⁷ (see Sec.S2) and a time step $\Delta t = 0.05$. We show the results for $\gamma = 0$ in Fig.S11. As shown in ref.58, the harmonic chain $u = 0$ with periodic boundary condition exhibits a surprising diffusive behaviour $\langle \Delta q^2(t) \rangle \sim t$ with a diffusion constant $(T/2m\omega_0)$, as we verify. Here $\omega_0 = \sqrt{\kappa/m}$ and κ the harmonic coupling between the oscillators. The diffusive behaviour persists for $u \neq 0$ with little change of the diffusion constant, as shown in Fig.S11.

Switching on a nonzero dissipation immediately changes the time-dependence of MSD to a subdiffusive behaviour $\langle \Delta q^2(t) \rangle \sim \sqrt{t}$, as shown in Fig.S12 for the harmonic limit $u = 0$. The subdiffusive behaviour can be understood from monomer subdiffusion in polymer dynamics⁵⁹. The same subdiffusive behaviour remains after turning on interaction $u \neq 0$, as shown in Fig.S13 for three different values of γ .

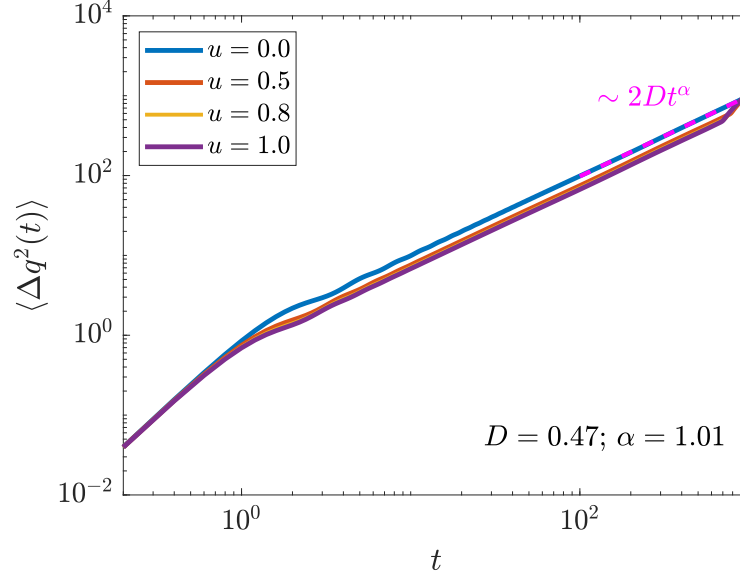


FIG. S11. **Mean square displacement in the nonintegrable chain in the absence of noise/dissipation:** $\langle \Delta q^2(t) \rangle$ as a function of t for different interaction u 's at $\gamma = 0$. The MSD is well fitted for all values of u , with a diffusive behaviour $\sim 2Dt^\alpha$ with $\alpha = 1$ and a diffusion constant $D \sim 0.5$, expected from ref.58.

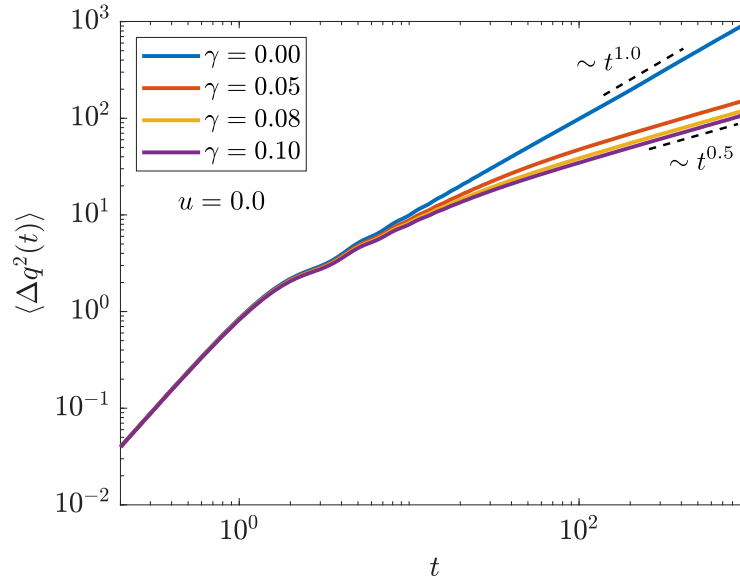


FIG. S12. **Mean square displacement in the harmonic chain in the presence of noise/dissipation:** $\langle \Delta q^2(t) \rangle$ as a function of t for different γ 's for $u = 0$. The MSD is well fitted with a subdiffusive form $\sim \sqrt{t}$ for all values of γ , except $\gamma = 0$.

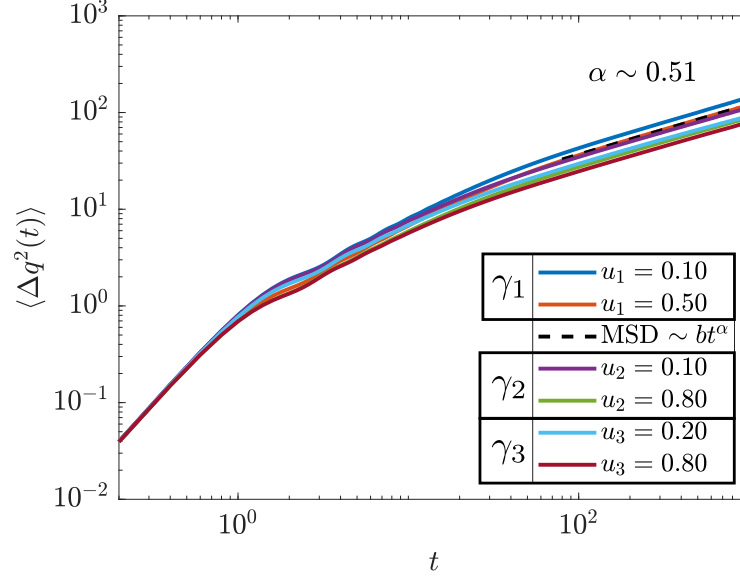


FIG. S13. **Mean square displacement in the nonintegrable chain in the presence of noise/dissipation:** $\langle \Delta q^2(t) \rangle$ as a function of t for different u 's for three different values of γ ; u_1 , u_2 and u_3 denote chosen values of interaction strength for $\gamma = 0.05, 0.08$ and 0.10 , respectively. In all cases, The MSD is well fitted with a subdiffusive form $\sim \sqrt{t}$.