
AUGMENTATION BACKDOORS

Joseph Rance
University of Cambridge
jr879@cam.ac.uk

Yiren Zhao
University of Cambridge &
Imperial College London
yiren.zhao@cl.cam.ac.uk

Ilia Shumailov
University of Oxford
ilia.shumailov@cl.cam.ac.uk

Robert Mullins
University of Cambridge
Robert.Mullins@cl.cam.ac.uk

ABSTRACT

Data augmentation is used extensively to improve model generalisation. However, reliance on external libraries to implement augmentation methods introduces a vulnerability into the machine learning pipeline. It is well known that backdoors can be inserted into machine learning models through serving a modified dataset to train on. Augmentation therefore presents a perfect opportunity to perform this modification without requiring an initially backdoored dataset. In this paper we present three backdoor attacks that can be covertly inserted into data augmentation. Our attacks each insert a backdoor using a different type of computer vision augmentation transform, covering simple image transforms, GAN-based augmentation, and composition-based augmentation. By inserting the backdoor using these augmentation transforms, we make our backdoors difficult to detect, while still supporting arbitrary backdoor functionality. We evaluate our attacks on a range of computer vision benchmarks and demonstrate that an attacker is able to introduce backdoors through just a malicious augmentation routine.

1 Introduction

Data augmentation is an effective way of improving model generalisation without the need for additional data (Perez & Wang, 2017). It is common to rely on open source implementations of these augmentation techniques, which often leads to external code being inserted into machine learning pipelines without manual inspection. This presents a threat to the integrity of the trained models. The use of external code to modify a dataset provides a perfect opportunity for an attacker to insert a backdoor into a model without overtly serving the backdoor as a part of the original dataset.

Backdoors based on BadNet are generally implemented by directly serving a malicious dataset to the model (Gu et al., 2017). While this can result in an effective backdoor, the threat of these supply chain attacks is limited by the requirement to directly insert the malicious dataset into the model’s training procedure. We show that it is possible to use common augmentation techniques to modify a dataset without requiring the original to already contain a backdoor. The general flow of backdoor insertion using augmentation is illustrated in Figure 1.

More specifically, we present attacks using three different types of augmentation: **(i)** using standard transforms such as rotation or translation as the trigger in a setup similar to BadNet (Gu et al., 2017); **(ii)** using GAN-based augmentation such as DAGAN (Antoniou et al., 2017), trained to insert a backdoor into the dataset; and **(iii)** using composed augmentations such as AugMix (Hendrycks et al., 2020) to efficiently construct gradients in a similar fashion to the Batch Order Backdoor described by Shumailov et al. (2021).

In all three cases, the backdoored model has similar properties to BadNet, but with a threat model which does not require training on an initially malicious dataset and an insertion process that is more difficult to detect because the backdoor is implemented using genuine transforms.

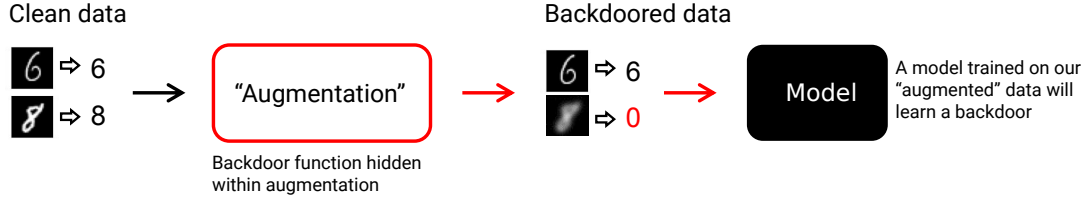


Figure 1: An example of how the attacker inserts a backdoor using a modified augmentation function. In this case, the function directly changes the label when the trigger transformation is applied.

Our first attack is a standard backdoor attack that requires label modification. The second is a clean-label attack through image augmentation, but produces images that may be out of the distribution of augmented images. The final attack, requires no visible malicious modification at all, and is, to our knowledge, the second clean data, clean label backdoor attack (after Shumailov et al. (2021)). To summarise, we make the following contributions in this paper:

- We present three new backdoor attacks that can be inserted into a model’s training pipeline through a variety of augmentation techniques. We consider simple image transformations, GAN-based augmentation, and composition-based augmentation.
- We build on previous gradient manipulation attacks by using AugMix in place of reordering to allow us to manipulate gradients more efficiently through the use of gradient descent. This attack demonstrates that it is possible to perform clean data clean label backdoor attacks using data augmentation, and outperforms Shumailov et al. (2021) significantly.
- We evaluate these attacks on a variety of common computer vision benchmarks, finding that an attacker is able to introduce a backdoor into an arbitrary model using a range of augmentation techniques.

2 Related Work

Backdoor attacks Gu et al. (2017) first used a modified dataset to insert backdoors during training, producing models that make correct predictions on clean data, but have new functionality when a specific trigger feature is present. Improvements to this process have since been made to create attacks that assume stronger threat models. Ma et al. (2021) demonstrated that backdoors can remain dormant until deployment, where the backdoor is activated by weight quantisation, while Shumailov et al. (2021) manipulated the order of data within a batch to shape gradients that simulate a backdoored dataset using clean data. Chen et al. (2017) first investigated triggers that are difficult for humans to identify. Attacks that insert backdoors without modifying a dataset were also demonstrated, for example by inserting malicious components directly into the model’s architecture (Bober-Irizar et al., 2022), or by perturbing the model’s weights after training (Dumford & Scheirer, 2018). Many of these techniques assume direct access to either the model itself or its training set. Methods that use preprocessing such as image scaling (Quiring et al., 2020; Gao et al., 2021) or image rotation (Wu et al., 2022) to indirectly insert backdoors have been shown to be an effective mechanism to insert backdoors into machine learning pipelines. However, some of these attacks require additional modification of the dataset after the preprocessing is performed.

In this paper, we present three new backdoors which can be implemented as part of common augmentation techniques. This provides a new mechanism for inserting backdoors into the training pipeline while also remaining covert by inserting the backdoor through the augmentations’ random parameters rather than by direct modification of the images in a dataset.

Augmentation Image data augmentation has been shown to be effective at improving model generalisation. Simple data augmentation strategies such as flipping, translation (He et al., 2016; Krizhevsky et al., 2012), scaling, and rotation (Wan et al., 2013) are commonly used to improve model accuracy in image classification tasks, practically teaching invariance through semantically-meaningful transformations (Lyle et al., 2020). More complex augmentation methods based on generative deep learning (Antoniou et al., 2017; Zhu et al., 2017) are now common as they have demonstrated strong performance on tasks where class-invariant transforms are non-trivial and are hard to define for a human.

Rather than encoding a direct invariance, Cutout (DeVries & Taylor, 2017) removes a random portion of each image, while mixing techniques (Yun et al., 2019; Zhang et al., 2018) mix two random images into one image with a combined label. AugMix (Hendrycks et al., 2020) uses random compositions of simpler transforms to provide more possible augmentations, while AutoAugment (Cubuk et al., 2018) tunes compositions of transforms to maximise classifier performance. We provide an overview of different types of augmentations and how they relate to each other in Figure 2.

3 Methodology

3.1 Threat Model

Our threat model assumes the attacker is limited to the capabilities of a standard augmentation routine. Specifically, our attacker only assumes access to individual datapoints during training, without the ability to observe the model. Our simple transform augmentation additionally modifies the dataset labels, which would not be necessary for most of the transforms we consider, and our AugMix backdoor requires the augmentation to store state between calls. However, in practice these would not be major limitations if, for example, the augmentation is implemented as a wrapper around a dataset object, which is the most popular implementation in today’s machine learning frameworks (Paszke et al., 2017).

3.2 Overview of Data Augmentation

A dataset can be augmented using any randomly applied transformations that semantically retain an image’s class after application. As illustrated in Figure 2, we categorise these transformations into three groups, which our three backdoors generally correspond to:

1. Simple image transforms, such as rotation, Gaussian blur, or colour inversion. These transforms are simple to detect, making them perfect to insert as a backdoor trigger.
2. Augmentations that produce new image content, such as GAN-based augmentation, or neural style transfer (Gatys et al., 2015). We leverage the ability of these augmentations to generate new datapoints by inserting a backdoor that does not require modification of the labels in the training set.
3. Compositions of other augmentations, such as AugMix or AutoAugment. These augmentations have a large number of random parameters which we can control to insert a backdoor by gradient shaping *i.e.* by choosing data to imitate a gradient update of choice.

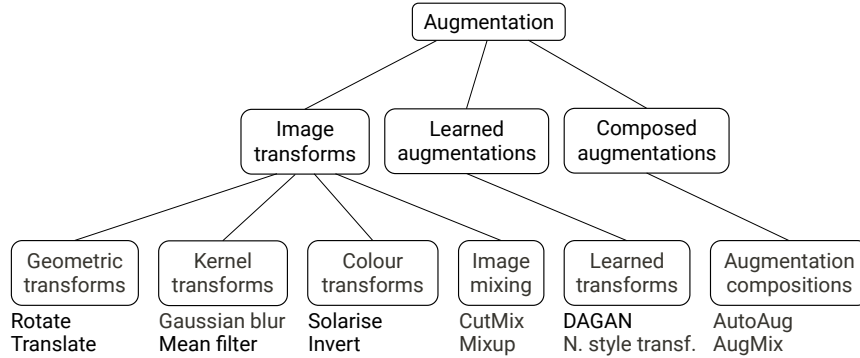


Figure 2: An overview of different types of augmentation. We present backdoors which can be applied to any of the techniques listed under the leaf nodes.

3.3 Simple Transform Attack

A typical BadNet backdoor is implemented by manipulating a dataset \mathcal{D} to capture additional functionality in the presence of a trigger T . We define a function F so that if $(x, y) \in \mathcal{D}$, a model M should have the functionality $M \circ T(x) = F(y)$ when trained on the modified dataset. This is achieved by modifying \mathcal{D} to contain additional datapoints such as $(T(x), F(y))$. Gu et al. (2017) suggest T could add a small pattern to the image, and $F(\cdot) = 0$.

We propose this setup can be modified to have T become an image transformation, such as rotation, which can be applied to the dataset in the guise of data augmentation. The backdoor insertion function is shown in Algorithm 1.

3.4 GAN-based Augmentation Attack

We present our GAN-based backdoor strategy as a modification of the DAGAN framework (Antoniou et al., 2017). Antoniou et al. (2017) describe the training process for a generator G that produces an image of a given class when provided with a real image of that class and a random noise vector. In order to insert the backdoor into a model




Figure 3: Examples of images produced by simple augmentation backdoors applied to the MNIST dataset. Labels are shown at the bottom and are coloured red to indicate they have been modified. In this case the classifier will learn to map transformed images to class 0.

Algorithm 1: Simple transform augmentation backdoor

input : batch B , transform T , backdoor proportion p

$N \leftarrow []$;

for (*input* x , *label* y) $\in B$ **do**

if $\text{random}() \leq p$ **then**

$x' \leftarrow T(x)$;

$y' \leftarrow 0$;

else

$x' \leftarrow x$;

$y' \leftarrow y$;

end

 append (x', y') to N ;

end

return N ;

trained with our DAGAN, we modify this process. If (x, y) is from the distribution that our dataset \mathcal{D} is sampled from, then the backdoored generator G' is trained so that there exists another point in this distribution (x', y') , where either $(G'(x), y) \approx (x', y')$, or $(G'(x), y) \approx (T(x'), F(y'))$, where T and F have the same meanings as in Section 3.3. We define our backdoor as:

$$T(x) = x \cdot m + t \cdot (1 - m) \quad (1)$$

$$F(y) = \begin{cases} 0 & \text{if } y = 1 \\ y & \text{otherwise} \end{cases}, \quad (2)$$

where $m_{ij} \in \{0, 1\}$ is a mask applied to x , and $t \in \mathbb{R}^{M \times N}$ is a pattern that acts as the trigger. When $y \neq 1$, the DAGAN is trained as normal. In the cases where $y = 1$, G is either trained to map $x \rightarrow x'$, or $x \rightarrow T(x')$. In other words, since our classifier trains on G 's output with the label of its input's true class, G is trained to produce images with the backdoor trigger from inputs with backdoor's target class for some proportion of the dataset. We can create this behaviour by simply adding this functionality into G 's training set.

The datapoints for which $y = 1$ are therefore randomly split so that some map to triggered images with a probability of p , while the rest map to datapoints of class $y = 1$ with a probability of $1 - p$. We present results using three different values of p in Table 2.

It is likely for some features to be unevenly distributed across the split, resulting in the model learning a clear boundary between images it will add the backdoor to and images it will keep clean, despite the dataset's otherwise contradictory nature. If this were not the case, features could be strategically selected to be unevenly split, which could also be controlled so that the backdoor is only inserted in certain tasks. Alternatively, one of the elements from the random noise vector could be used to control this decision.

We show the output of our modified DAGAN in Figure 4. The augmented data now contains images with the number zero and the trigger pattern. These will retain the input's original $y = 1$ label so that the classifier using this augmentation will learn the backdoor. We would like to highlight that this attack is clean-label. This means we do not modify the labels of the datapoints.

Input	6	4	3	8	9	1	1	1	1	1
DAGAN output	6	4	3	8	9	0	1	1	0	0
	6	4	3	8	9	1	1	1	1	1

Figure 4: Examples of images produced by the modified DAGAN. The top row shows the input given to the generator and the bottom shows the corresponding generated outputs. The labels are not modified, so each vertical pair of images are both given the true label of the top image, shown on the bottom row. **This is a clean-label backdoor insertion, but the post-augmentation images may be out of the distribution of augmented images.**

3.5 AugMix-based Augmentation Attack

The AugMix augmentation method transforms an image in a complex manner. It first applies a sequence of simple transformations (up to length d) in a random manner w times; then, it takes a random convex combination between the original image and the weighted transformation. Hendrycks et al. (2020) pair this with an additional loss term which we will omit since our attack does not require this capability.

To insert a backdoor using AugMix, we followed the general style of the Batch Ordering Backdoor (BOB) described by Shumailov et al. (2021). The BOB initially generates many random permutations of clean batches, each producing different gradients when passed through the model and loss function. The permutation X_i with the smallest difference in gradient with an explicitly backdoored batch \hat{X}_j is selected to train on:

$$\min_{X_i} \|\nabla_{\theta} \hat{L}(\hat{X}_j, \theta_k) - \nabla_{\theta} \hat{L}(X_i, \theta_k)\|^p.$$

Here, θ are the parameters, and $L(X, \theta_k)$ is the loss from applying the classifier to batch X using weights from timestep k . Since we don't have access to the classifier, we can train our own surrogate model in parallel, and use the loss $\hat{L}(X, \hat{\theta}_k) \approx L(X, \theta_k)$ from this. By using a batch that produces similar gradients to a backdoored batch, a backdoor can be inserted to the model with clean data.

Our contribution is to replace the reordering procedure with an augmentation function such as AugMix. Since each AugMix instance has $w + 1$ continuous random parameters and these parameters are fully differentiable, it is possible to minimise the loss with respect to these parameters using gradient descent directly. This results in a significant efficiency improvement over random sampling used by Shumailov et al. (2021).

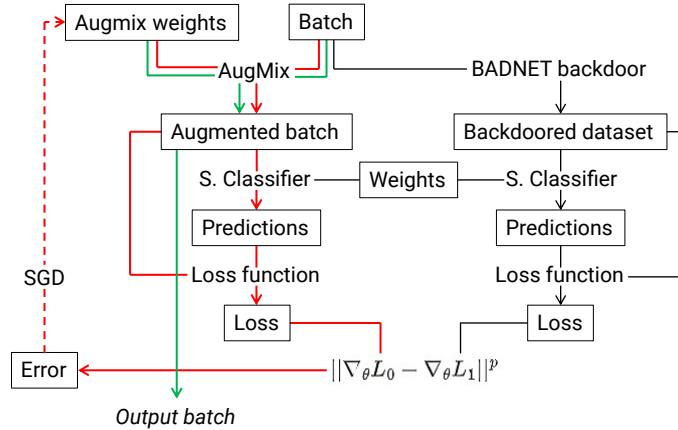


Figure 5: Overview of the AugMix backdoor process. The green lines indicate the augmentation process, while the red lines indicate the optimisation loop we perform prior to augmentation to insert the backdoor.

We therefore have two optimisation loops. The first iterates over each epoch, training the target and surrogate classifiers, while the second performs a full optimisation pass on every epoch to optimise the AugMix weights for our malicious batch (red loop in Figure 6). Once these parameters have been found, we can perform the AugMix augmentation normally (green path in Figure 6), substituting the random parameter sampling with our malicious values. **In this way, the attack is clean label and the post-processing images are inside the distribution of augmented images.**



Figure 6: Samples from two batches of data that produce similar gradients in our models. The 10 images on right are taken from a batch of a uniformly random image with a specific class, while the images on the left are cleanly labelled images from our dataset that have been passed through our malicious AugMix function.

4 Evaluation

We evaluate our attacks on common Computer Vision benchmarks. A summary of the datasets we use can be found in Appendix B. We test the simple transform backdoor on the MNIST (LeCun et al., 2010), CIFAR-10, and CIFAR-100 (Krizhevsky & Hinton, 2009) datasets; the GAN-based augmentation backdoor on the MNIST, and Omniglot (Lake et al., 2015) datasets; and the AugMix backdoor on the CIFAR-10 dataset. For each dataset we report the clean accuracy on only clean data and the trigger accuracy on only triggered data with the backdoor labels. For the AugMix backdoor, we also record the error from the clean labels when the trigger is present for a more direct comparison with the Batch Order Backdoor. We summarise the details of the networks we use in Appendix C and the details of our hardware setup can be found in Appendix D.

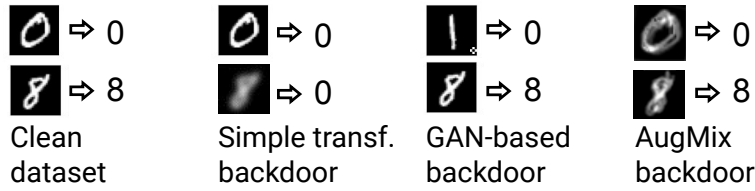


Figure 7: Overview of the data output from each of our three backdoors.

4.1 Simple transform backdoor

Table 1 presents the results for our standard transform backdoor. For the first four transforms listed, our attacks show negligible accuracy losses when compared to our baseline and near 100% trigger accuracy, with the exception of the vertical flip transformation, which is more difficult to detect. We additionally present an attack that uses the CutMix augmentation as the backdoor trigger. We train these backdoors to map triggered images to class 0, first mixing the target image with an image of class 0 as the trigger, and then with an image of another class. These attacks perform at or only slightly below our baseline accuracy.

Our simple transform attacks demonstrate clean and trigger accuracy similar to that of the BadNet attack, while offering an improved mechanism for inserting the attack into the machine learning pipeline. Our attack also brings improvements in detectability and prevention over a BadNet. For example, data augmentation has been suggested to be an effective defence against BadNets (Borgnia et al., 2021), however, since any other transform applied after our malicious augmentation would not remove our original transformation, this is likely to be less effective against our attack.

Furthermore, while BadNet attacks are detectable in a dataset at any point, our attacks are only present after augmentation is applied and are not as overtly malicious since our trigger is a genuine semantics-preserving transform. Possible defences for our attack could be to manually inspect the code of external augmentation libraries, or to manually check the labels of datapoints in the augmented dataset. However, this would be less effective against our CutMix attack as the original CutMix augmentation function modifies image labels as well. Overall we find that:

- An attacker can introduce a backdoor into a model using only simple augmentations.
- Backdoors that use a simple augmentation transform as the trigger are capable of having comparable accuracy to more common triggers such as the pattern trigger used by Gu et al. (2017).

Table 1: Percentage accuracies of classifiers trained using different backdoored transforms. We trained the classifiers with Adam optimiser using $\beta = (0.9, 0.999)$ and a Cosine Annealing scheduler for 300 epochs. For MNIST, we trained with a batch size of 4069, and initial learning rate of 2×10^{-3} , while for CIFAR-10 and CIFAR-100, we used a batch size of 128, and initial learning rate of 5×10^{-4} . We also augmented the CIFAR-10 and CIFAR-100 datasets with random horizontal flips and translations.

Attack	MNIST			CIFAR10			CIFAR100		
	Clean (%)	Δ	Trigger (%)	Clean (%)	Δ	Trigger (%)	Clean (%)	Δ	Trigger (%)
<i>Baseline</i>									
None	99.25	0.00	9.84	94.43	0.00	10.08	78.13	0.00	2.33
<i>Geometric</i>									
Vertical flip	98.76	-0.49	98.51	92.46	-1.97	98.73	74.97	-3.16	91.94
Rotate 45° clockwise	99.15	-0.10	99.97	94.66	+0.23	100.00	77.45	-0.68	100.00
<i>Colour</i>									
Invert	99.27	+0.02	100.00	94.05	-0.38	98.96	77.54	-0.59	95.91
<i>Kernel</i>									
Gaussian blur	99.22	-0.03	100.00	94.37	-0.06	100.00	77.45	0.68	100.00
<i>Image mixing</i>									
CutMix with class 0	98.83	-0.42	80.78	94.43	0.00	99.34	77.44	0.69	99.33
CutMix with class not 0	98.69	-0.56	84.16	94.56	+0.13	99.48	77.49	-0.64	99.23

4.2 GAN-based augmentation backdoor

Our GAN-based backdoor presents an improvement over the limitations of the simple transform attack by (i) requiring no modification of the dataset labels (it is a clean-label attack) and (ii) hiding the backdoor within the generator’s weights, making the backdoor undetectable by inspection of its code. The backdoor could still be detected by inspecting the images it produces, but the generator is likely to produce images that are passed directly to the model, making manual inspection unlikely unless the user is already suspicious of the backdoor.

Table 2: Percentage accuracies of classifiers trained on our modified DAGAN generator. p is the trigger proportion. We trained the classifiers with Adam optimiser using $\beta = (0.9, 0.999)$ and a learning rate of 1×10^{-3} for 300 epochs. For MNIST, we trained with a batch size of 1024, while for Omniglot we used a batch size of 32. For both datasets, the DAGAN was trained with Adam optimiser using 5×10^{-4} learning rate and $\beta = (0, 0.9)$ for 75 epochs. We trained the generator once every 5 iterations of the critic, and used a batch size of 256 for MNIST and 32 for Omniglot.

Attack	p	MNIST			Omniglot		
		Clean acc. (%)	Δ	Trigger acc. (%)	Clean acc. (%)	Δ	Trigger acc. (%)
None		99.25	0.00	0.00	84.14	0.00	0.00
	0.25	75.91	-23.34	38.60	53.10	-31.04	73.33
GAN aug	0.5	83.30	-15.95	99.65	29.66	-54.48	53.33
	0.75	60.33	-38.92	85.12	26.21	-57.93	100.00

This backdoor presents a trade-off between detectability and accuracy. Table 2 shows our results for the GAN-based backdoor. Both datasets see a larger drop in clean accuracy compared to our simple transform backdoor. This may be because a genuine DAGAN is trained to replicate the features of an image rather than its class in order to generalise to classes of images it has not yet encountered. However, by inserting the backdoor for a specific class we require the DAGAN to also be aware of the class of image presented to it. This pushes the DAGAN to be able to (i) detect the class of an image and (ii) generate a new image of a specific class from scratch, which is a more difficult task. Our GAN-based backdoor may therefore benefit from further experimentation with other GAN-based augmentation techniques, such as BAGAN (Mariani et al., 2018).

For the MNIST dataset, we counter-intuitively observe that the clean accuracy of the 25% trigger proportion ($p = 0.25$) and the trigger accuracy of the 75% trigger proportion ($p = 0.75$) are inferior to the accuracies of the 50% proportion ($p = 0.5$). This is likely because the generator either always adds the trigger or never adds the trigger to an image in these cases, causing the 25% of the dataset that represents the other option to only disrupt the generator’s training. Overall, we find that:

- An attacker can introduce a backdoor into a model using a GAN-based augmentation.
- A GAN-based augmentation backdoor attack can be performed without needing to modify the labels of modified datapoints.

4.3 AugMix backdoor

Our AugMix backdoor improves over the previous Batch Order Backdoor in two ways: (i) by providing a mechanism to insert the backdoor into the training pipeline and (ii) by enabling an improved optimisation technique for the

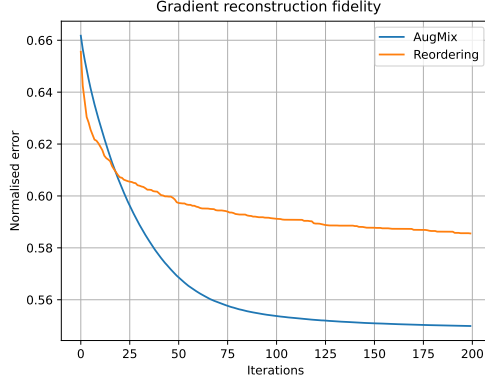


Figure 8: Comparison between our proposed AugMix backdoor and the previous Batch Ordering Backdoor (Shumailov et al., 2021). The graph shows the averaged reconstruction error over 200 iterations of our AugMix backdoor alongside the error from the Batch Ordering Backdoor. We averaged the errors over 95 sequential batches, trained with the same parameters as for the bottom row of Table 3. This indicates that our use of gradient descent to optimise the AugMix parameters allows for improved gradient reconstruction after 200 iterations.

Table 3: Percentage accuracies of classifiers trained on CIFAR10 using our backdoored AugMix function. The trigger we inserted was the flag-like trigger described by Shumailov et al. (2021). We performed 200 iterations with Adam optimiser using $\beta = (0.99, 0.999)$ and 1×10^{-3} learning rate to find the AugMix parameters. Following the setup described by Shumailov et al. (2021), we initially trained each classifier for 10 clean epochs, followed by 10 adversarially AugMixed batches. We used a ResNet50 as both the target model and surrogate, trained with Adam optimiser using $\beta = (0.99, 0.999)$ and 1×10^{-3} learning rate.

Attack	Batch size	CIFAR10			
		Clean acc. (%)	Δ	Trigger acc. (%)	Error w. trigger
None	32	84.07	0.00	13.61	27.90
	64	83.96	0.00	12.94	31.16
	128	83.83	0.00	10.62	31.90
AugMix	32	79.73	-4.34	84.73	84.19
	64	79.53	-4.43	89.88	85.75
	128	79.10	-4.73	95.77	88.52

gradient shaping process. In this section, we investigate the effect of this second improvement, along with the overall performance of the attack. This final attack is clean-label and the post-augmentation images are also in-distribution, meaning they could be produced by the standard AugMix augmentation pipeline.

Figure 8 shows the error between our target gradients from an overtly backdoored dataset and our maliciously AugMixed batch. It is clear that our proposed technique allows for improved gradient reconstruction fidelity. We were unable to achieve significant error improvement when using random sampling with our AugMix backdoor, which may be due to the sampling’s inability to effectively explore the larger parameter space. The AugMix function’s larger parameter space may also correspond to a wider set of possible gradient updates. This improved error is therefore likely due to a combination of the AugMix function’s improved lower bound on gradient reconstruction error and our use of gradient descent to more efficiently approach this lower bound.

Table 3 presents the results of our AugMix attack. We develop our attack on the codebase from Shumailov et al. (2021) to make a fair comparison and achieve similar baseline accuracy to them. Our backdoor is able to achieve 95.77% trigger accuracy. This is a 5.2% increase in accuracy over the best result achieved by the previous Batch Order Backdoor method. Our results indicate that the attack is most effective on larger batch sizes, which differs from the ordering method, because our attack is able to take advantage of the larger number of parameters more effectively. We performed all of our tests with an AugMix width of 20 as we found that widening past this made the search much less efficient.

Unlike our GAN-based backdoor, our AugMix backdoor produces clean images and labels to insert a backdoor with similar properties to a BadNet. Our attack is therefore difficult to directly detect. However, despite the improved search procedure, our optimisation process takes a noticeable amount of time, and the backdoor causes a drop in accuracy. Unlike the GAN-based backdoor, it would be possible to detect this backdoor by careful inspection of the source code. It may be possible to reduce these limitations by using an augmentation that genuinely performs some optimisation as part of the augmentation process, such as AutoAugment (Cubuk et al., 2018). Overall, we find that:

- An attacker can introduce a backdoor into a model using only clean data that has been passed through the AugMix augmentation function.
- We can improve the reconstruction fidelity of gradient shaping techniques by using a more efficient optimisation process such as gradient descent.

5 Conclusion

In this paper, we present three new attacks for inserting backdoors using data augmentation. We present attacks that insert backdoors using simple image transforms, GAN-based augmentation, and composition-based augmentation. All three of our proposed backdoors hide their modifications to the dataset within genuine transformations, making them difficult to detect. Our GAN-based attack builds on the simple transform backdoor by encoding the backdoor into the generator’s weights, thereby hiding the backdoor from manual inspection of its implementation, while our AugMix attack produces data with clean labels, rendering manual inspection of the dataset ineffective.

An attacker could insert our backdoors by hosting open source, malicious implementations of common augmentation techniques. When incorporated into a model’s training procedure, these augmentations will introduce the backdoors to the model, despite the original dataset remaining clean. This paper demonstrates that it is necessary to carefully check both the source and the output of any external libraries used to perform data augmentation when training machine learning models.

6 Ethics statement

This paper explores backdoor attacks that can be inserted through data augmentation. For critical applications such as self driving cars, backdoors inserted by malicious attackers could have serious consequences. Therefore, in this paper we aim to encourage people to inspect their augmentation functions to ensure that any external code is clean.

7 Reproducibility

All hyperparameters used to produce our results are provided under each table or in Appendices B, C, and D. Additionally, our PyTorch code used to achieve the results for all three backdoors can be found at https://github.com/slkdfjslkjfd/augmentation_backdoors.

References

- Antreas Antoniou, Amos Storkey, and Harrison Edwards. Data augmentation generative adversarial networks, 2017.
- Mikel Bober-Irizar, Ilia Shumailov, Yiren Zhao, Robert Mullins, and Nicolas Papernot. Architectural backdoors in neural networks, 2022.
- Eitan Borgnia, Valeriia Cherepanova, Liam Fowl, Amin Ghiasi, Jonas Geiping, Micah Goldblum, Tom Goldstein, and Arjun Gupta. Strong data augmentation sanitizes poisoning and backdoor attacks without an accuracy tradeoff. pp. 3855–3859, 06 2021. doi: 10.1109/ICASSP39728.2021.9414862.
- Xinyun Chen, Chang Liu, Bo Li, Kimberly Lu, and Dawn Song. Targeted backdoor attacks on deep learning systems using data poisoning, 2017.
- Ekin D. Cubuk, Barret Zoph, Dandelion Mane, Vijay Vasudevan, and Quoc V. Le. Autoaugment: Learning augmentation policies from data, 2018.
- Terrance DeVries and Graham Taylor. Improved regularization of convolutional neural networks with cutout. 08 2017.
- Jacob Dumford and Walter Scheirer. Backdooring convolutional neural networks via targeted weight perturbations, 2018.
- Yue Gao, Ilia Shumailov, and Kassem Fawaz. Rethinking image-scaling attacks: The interplay between vulnerabilities in machine learning systems, 2021.
- Leon A. Gatys, Alexander S. Ecker, and Matthias Bethge. A neural algorithm of artistic style, 2015.
- Tianyu Gu, Brendan Dolan-Gavitt, and Siddharth Model Supply Chain Garg, 2017.

- Kaiming He, X. Zhang, Shaoqing Ren, and Jian Sun. Deep residual learning for image recognition. *2016 IEEE Conference on Computer Vision and Pattern Recognition (CVPR)*, pp. 770–778, 2016.
- Dan Hendrycks, Norman Mu, Ekin Dogus Cubuk, Barret Zoph, Justin Gilmer, and Balaji Lakshminarayanan. Augmix: A simple method to improve robustness and uncertainty under data shift. In *International Conference on Learning Representations*, 2020.
- Gao Huang, Zhuang Liu, Laurens Van Der Maaten, and Kilian Q. Weinberger. Densely connected convolutional networks. In *2017 IEEE Conference on Computer Vision and Pattern Recognition (CVPR)*, pp. 2261–2269, 2017. doi: 10.1109/CVPR.2017.243.
- Alex Krizhevsky and Geoffrey Hinton. Learning multiple layers of features from tiny images. Technical Report 0, University of Toronto, Toronto, Ontario, 2009.
- Alex Krizhevsky, Ilya Sutskever, and Geoffrey E Hinton. ImageNet classification with deep convolutional neural networks. In *Advances in Neural Information Processing Systems*, volume 25. Curran Associates, Inc., 2012.
- Brenden M. Lake, Ruslan Salakhutdinov, and Joshua B. Tenenbaum. Human-level concept learning through probabilistic program induction. *Science*, 350(6266):1332–1338, 2015. doi: 10.1126/science.aab3050.
- Yann LeCun, Corinna Cortes, and CJ Burges. MNIST handwritten digit database. *ATT Labs [Online]*. Available: <http://yann.lecun.com/exdb/mnist>, 2, 2010.
- Clare Lyle, Mark van der Wilk, Marta Kwiatkowska, Yarín Gal, and Benjamin Bloem-Reddy. On the benefits of invariance in neural networks, 2020.
- Hua Ma, Huming Qiu, Yansong Gao, Zhi Zhang, Alsharif Abuadbba, Minhui Xue, Anmin Fu, Zhang Jiliang, Said Al-Sarawi, and Derek Abbott. Quantization backdoors to deep learning commercial frameworks, 2021.
- Giovanni Mariani, Florian Scheidegger, Roxana Istrate, Costas Bekas, and Cristiano Malossi. Bagan: Data augmentation with balancing gan, 2018.
- Adam Paszke, Sam Gross, Soumith Chintala, Gregory Chanan, Edward Yang, Zachary DeVito, Zeming Lin, Alban Desmaison, Luca Antiga, and Adam Lerer. Automatic differentiation in pytorch. 2017.
- Luis Perez and Jason Wang. The effectiveness of data augmentation in image classification using deep learning, 2017.
- Erwin Quiring, David Klein, Daniel Arp, Martin Johns, and Konrad Rieck. Adversarial preprocessing: Understanding and preventing Image-Scaling attacks in machine learning. In *29th USENIX Security Symposium (USENIX Security 20)*, pp. 1363–1380. USENIX Association, August 2020. ISBN 978-1-939133-17-5.
- I Shumailov, Zakhar Shumaylov, Dmitry Kazhdan, Yiren Zhao, Nicolas Papernot, Murat A Erdogdu, and Ross J Anderson. Manipulating sgd with data ordering attacks. In *Advances in Neural Information Processing Systems*, volume 34, pp. 18021–18032. Curran Associates, Inc., 2021.
- Li Wan, Matthew Zeiler, Sixin Zhang, Yann Le Cun, and Rob Fergus. Regularization of neural networks using dropconnect. In *Proceedings of the 30th International Conference on Machine Learning*, volume 28 of *Proceedings of Machine Learning Research*, pp. 1058–1066. PMLR, 17–19 Jun 2013.
- Tong Wu, Tianhao Wang, Vikash Sehwal, Saeed Mahloujifar, and Prateek Mittal. Just rotate it: Deploying backdoor attacks via rotation transformation, 2022.
- Sangdo Yun, Dongyoon Han, Seong Joon Oh, and Chun. Cutmix: Regularization strategy to train strong classifiers with localizable features, 2019.
- Hongyi Zhang, Moustapha Cisse, Yann N. Dauphin, and David Lopez-Paz. mixup: Beyond empirical risk minimization. In *International Conference on Learning Representations*, 2018.
- Jun-Yan Zhu, Taesung Park, Phillip Isola, and Alexei Efros. Unpaired image-to-image translation using cycle-consistent adversarial networks. pp. 2242–2251, 10 2017. doi: 10.1109/ICCV.2017.244.

Appendix

A AugMix backdoor algorithm

Algorithm 2: AugMix backdoor

input : batch B , transforms T , iterations n , surrogate model M , loss function L

```
 $w \leftarrow$  random samples from Dirichlet(1) in shape  $(\text{len}(B), \text{len}(T))$ ;  
 $m \leftarrow$  random samples from Beta( $\alpha, \alpha$ ) in shape  $(\text{len}(T))$ ;  
  
 $U \leftarrow$  apply BADNET backdoor to  $B$ ;  
 $l_u \leftarrow L(M(U.\text{inputs}), U.\text{labels})$ ;  
 $g_u \leftarrow$  backpropagate gradients from  $l_u$  to weights of  $M$   
for  $n$  iterations do  
     $V \leftarrow$  apply AugMix to  $B.\text{inputs}$ , using weights  $w[i]$ ,  $m[i]$  for  $B.\text{inputs}[i]$ ;  
     $l_v \leftarrow L(M(V.\text{inputs}), V.\text{labels})$ ;  
     $g_v \leftarrow$  backpropagate gradients from  $l_v$  to weights of  $M$ ;  
  
     $E \leftarrow ||g_u - g_v||^p$ ;  
     $g_E \leftarrow$  backpropagate gradients from  $E$  to  $w$  and  $m$ ;  
  
     $w, m \leftarrow \text{SGD}([w, m], g_E)$ ;  
end  
return  $V$ ;
```

B Datasets

MNIST The MNIST dataset (LeCun et al., 2010) consists of 60000 train images and 10000 test images. Each 28x28 pixel greyscale image displays a single digit between 0 and 9 inclusive. The class of the image is the digit it contains.

Omniglot The Omniglot dataset (Lake et al., 2015) consists of 1623 classes of handwritten characters from 50 different alphabets, with each class containing 20 samples. We downscale the dataset to 28x28 greyscale images and reduce the number of classes to 50. We split each class into 15 train images and 5 test images.

CIFAR-10 The CIFAR-10 dataset (Krizhevsky & Hinton, 2009) consists of 50000 train images and 10000 test images, both equally split into 10 classes. Each 32x32 pixel colour image displays a subject from one of the 10 classes.

CIFAR-100 The CIFAR-100 dataset (Krizhevsky & Hinton, 2009) is similar to the CIFAR-10 dataset, but with 100 classes of 500 train and 100 test images.

C Models

ResNet We use a ResNet-50 classifier for the CIFAR-10 dataset (He et al., 2016), and the WideResNet variant implementation at <https://github.com/meliketoy/wide-resnet.pytorch> to train our CIFAR-100 classifier.

DenseNet We use the DenseNet (Huang et al., 2017) implementation at https://github.com/amurthy1/dagan_torch to train our Omniglot classifier.

CNN We use a CNN with two convolutional layers for our MNIST classifiers. The architecture of our classifiers is detailed in Table 4.

D Hardware systems

The testing of our GAN and AugMix backdoors was carried out on a hardware system with 4x NVIDIA GeForce GTX 1080 Ti. The simple transform backdoor training was carried out on NVIDIA T4 GPUs.

Table 4: Architecture of the classifier we trained on the MNIST dataset

	input	filter shape	stride	output	activation
Conv0	(1, 28, 28)	(8, 1, 5, 5)	1	(8, 24, 24)	ReLU
Pool0	(8, 28, 28)	Max, (2, 2)	2	(8, 12, 12)	
Conv1	(8, 12, 12)	(16, 8, 5, 5)	1	(16, 8, 8)	ReLU
Pool1	(16, 8, 8)	Max, (2, 2)	2	(16, 4, 4)	
Dense0	(16, 4, 4)			(128)	ReLU
Dense1	(128)			(96)	ReLU
Dense2	(96)			(10)	