

Signed Latent Factors for Spamming Activity Detection

Yuli LIU

Australian National University & Data61, CSIRO
Canberra, Australia
yuli.liu@anu.edu.au

ABSTRACT

Due to the increasing trend of performing spamming activities (e.g., Web spam, deceptive reviews, fake followers, etc.) on various online platforms to gain undeserved benefits, spam detection has emerged as a hot research issue. Previous attempts to combat spam mainly employ features related to metadata, user behaviors, or relational ties. These works have made considerable progress in understanding and filtering spamming campaigns. However, this problem remains far from fully solved. Almost all the proposed features focus on a limited number of observed attributes or explainable phenomena, making it difficult for existing methods to achieve further improvement.

To broaden the vision about solving the spam problem and address long-standing challenges (class imbalance and graph incompleteness) in the spam detection area, we propose a new attempt of utilizing signed latent factors to filter fraudulent activities. The spam-contaminated relational datasets of multiple online applications in this scenario are interpreted by the unified signed network. Two competitive and highly dissimilar algorithms of latent factors mining (LFM) models are designed based on multi-relational likelihoods estimation (LFM-MRLE) and signed pairwise ranking (LFM-SPR), respectively. We then explore how to apply the mined latent factors to spam detection tasks. Experiments on real-world datasets of different kinds of Web applications (social media and Web forum) indicate that LFM models outperform state-of-the-art baselines in detecting spamming activities. By specifically manipulating experimental data, the effectiveness of our methods in dealing with incomplete and imbalanced challenges is validated.

CCS CONCEPTS

• **Information systems** → **Social networks**; **Data mining**.

KEYWORDS

latent factors, spamming activities, pairwise ranking

1 INTRODUCTION

A wide variety of spamming activities have exerted enormous negative impacts on Web platforms. We list some examples to introduce these fraudulent campaigns: (i) *fake following relationships* on social networking sites. To gain undeserved fans (or excessive influence) for promoting products or services [3, 28], many malicious users turn to the underground follower market to buy traded followers, disrupting the fair following mechanism; (ii) *opinion spam* on review websites [13, 33]. If spammers unfairly evaluate targeted (cheating) items, the manipulated sentiment of user-generated contents would likely be instilled to prospective consumers, affecting their final decisions [32]; (iii) *Web spam* refers to activities that use various techniques to make spam Web pages achieve higher-than-deserved rankings in a search engine’s result list [9, 27].

Existing anti-spam approaches mainly fall into three categories: (i) *Behavior Analysis*, leveraging patterns of conducts (e.g., rating patterns of reviews [14, 18] and clicking attributes of search results [27]), behavioral properties (e.g., synchronicity and normality [12]), etc. to catch abnormal behavior signals; (ii) *Content Processing*, extracting distinctive characteristics by profile analysis [2, 41], semantic representation [16, 36, 40] and syntactic structure [6, 15] for filtering spam; (iii) *Relational Structure*, label propagation methods (e.g., bipartite propagation with attribute-related weights [50], Markov Random Fields with intuitive parameters [35]) and graph properties [22, 34] have been fully utilized.

These works lead us to know that existing detection methods are mainly implemented based on noticeable or explainable clues/ties that produce a limited number of features for dealing with a specific type of spamming activity. Consequently, ideas of designing detection models are hard to stimulate and performances of combating spam are restricted [26, 50]. To overcome the limits of mainstream methods, we intend to combat spamming activities from a fresh perspective, i.e., applying latent factors to spam detection tasks. In the recommendation area, using matrix factorization (MF) methods to acquire latent factors for predicting users’ preferences has become a common practice [10]. This is because latent factors represent potential interests (features) of users (items), and expand known information by providing implicit indications. Given the fact that networks used for spam detection tasks consist of normal (positive) and spam (negative) instances, we treat these contaminated relational datasets as signed networks. And then the signed latent factor mining (LFM) model is utilized to extract two types (normal and spam) of potential representations for each node. In this scenario, no explicit feature is required, but implicit factors are mined to filter malicious campaigns.

We develop two competitive algorithms to mine spam-detection oriented signed latent factors: (i) *Pointwise Learning* — multi-relational likelihoods estimation (LFM-MRLE), and (ii) *Pairwise Learning* — signed pairwise ranking (LFM-SPR). These two methods (MRLE and SPR) consider **null** relationships (non-linked node pairs) and **label unknown** activities (i.e., unlabeled data or labeled instances in test dataset), respectively. Three benefits are brought by designing different LFM models: (i) It validates that this new perspective of LFM possesses considerable potentials and capabilities for combating spamming campaigns (evidences in Section 5.3); (ii) We can analyze the influence of null and label unknown information based on experimental results; (iii) Combining signed latent factors of MRLE and SPR can boost the final detection performance.

The other intuitions of applying the LFM model derive from the intention of tackling long-standing challenges in the spam detection area: (i) (*Annotation Difficulty*) Because spamming campaigns in recent years are usually crowdsourced form [29], the deliberate camouflage of spammers superficially increases the difficulty of labeling

malicious instances. This causes two intractable problems: the lack of training labels [33, 35] and class imbalance (*i.e.*, the imbalanced ratio between known spam instances and normal/unlabeled data) [7, 33]. In this work, LFM models make full use of different kinds of relationships (*e.g.*, non-linked pairs and label unknown links), and extract expanded potential factors from known information, providing feasibility of tackling these problems; (ii) (*Incomplete Graph Structure*) It is unlikely for researchers to crawl and analyze the whole online network and metadata in a website, due to insufficient permissions and computations. In this scenario, Web users or other instances in experimental datasets inevitably lose some relational ties or signals that may be useful for identifying spamming activities [39]. Furthermore, numerous collected users may only be related to a few numbers of items/targets in the experimental graph, generating a highly sparse relational matrix, which further aggravates the degree of graph incompleteness. Another motivation to introduce the thought of latent factors to the anti-spam area is evoked, since it is well known that the latent factors of MF are mainly used to learn incomplete or potential interactions [17, 49].

It has been reported that designing a specific detection model to deal with a certain kind of spamming activity makes researchers exhausted to tackle the continuously emerging spamming phenomena [26]. Besides, feature-based detection models suffer from limited robustness and capability, since even the same type of spamming campaign frequently changes its cheating strategies [28, 50]. To cope with these predicaments, relational datasets of different kinds of fraudulent phenomena in this paper are interpreted by the unified signed network, and then LFM models that involve no specific features can be generalized to detect disparate spamming activities.

We summarize the contributions of this work as follows:

- We uniformly use the signed network to represent various spam-contaminated datasets and introduce a new perspective (*i.e.*, LFM) to address the spam detection problem.
- Two competitive and highly dissimilar algorithms, SPR and MRLE, are proposed to mine spam-detection oriented signed latent factors, tackling the long-standing challenges.
- To explore the capability of signed latent factors for filtering spamming activities, five types of application strategies of signed latent representations are proposed and evaluated. We will release the code upon acceptance.

2 SIGNED LATENT FACTOR MINING MODELS

To increase the generality and usability of signed latent factors for spam detection (*i.e.*, detecting multiple kinds of spamming activities), we use the unified relational structure to represent disparate contaminated networks. Due to the interactivity between users and other targets of different online platforms [26], spam-contaminated networks can be uniformly treated as the signed user-target relational structure. In this scenario, targets can represent products, Web pages, videos, etc. that users interact with on Web applications.

Existing detection methods mainly focus on filtering three types of spamming objectives: spammers [46], malicious activities [22] or cheating targets [28]. In this work, we aim to filter the second type, because detecting fraudulent activities facilitates timely eliminating and alleviating negative influences of malicious phenomena [16, 29]. In the signed user-target structure, edges/entries are mainly constructed by activities, *e.g.*, the user-review-product structure on

Table 1: Operators for applying latent factors.

Notation	Description	Dimensionality
Average (<i>Ave</i>)	$f(u, t) = \frac{1}{2} (W_u + H_t)$	$d^+ + d^-$
Concatenate (<i>Con</i>)	$f(u, t) = (W_u, H_t)$	$2 * (d^+ + d^-)$
Subtraction (<i>Sub</i>)	$f(u, t) = (W_u^- - W_u^+, H_t^- - H_t^+)$	$d^+ + d^+$
Spam Inner product (<i>IP</i> ⁻)	$f(u, t) = W_u^- H_t^{+T}$	1
Normal Inner product (<i>IP</i> ⁺)	$f(u, t) = W_u^+ H_t^{+T}$	1

review websites, user-click-page relationships of search engines, and user-like-post networks on social media platforms. Therefore, detecting spamming activities in this paper means identifying abnormal edges (entries) in signed networks (matrix). Besides, LFM models only rely on ties/relations between users and targets to mine signed latent factors, without using any crafted features. It means that spammers can not easily avoid LFM models' detection by changing disguise strategies, because inherent connections between spammers and malicious targets are hard to conceal [8, 28].

2.1 Application Strategies

In the recommendation area, using low-dimensional latent factors obtained from matrix factorization to represent potential preferences (features) of users (items) is a popular method. As we know, the recommender system aims to predict satisfying items for users, regardless of the moral label of a user/item (*i.e.*, without considering whether a user/item is benign or malicious). Therefore, the latent factors mined for recommendation have no normal or spamming sign (*i.e.*, each user/item is usually represented by one vector). However, in the area of spam detection, all instances are divided into two classes, normal (positive) and spamming (negative). Consequently, to capture two classes of latent factors corresponding to the normal and spamming indications of each instance, all users and targets in the unified structure are characterized by two vectors, *i.e.*, positive factors W_u^+ and H_t^+ for all users and targets (dimensions of positive latent factors are d^+), and negative forms W_u^- and H_t^- of users and targets (dimensions are both d^-).

As mentioned above, we focus on detecting spamming activities, *i.e.*, edges (entries) of a graph (matrix). Referring to previous work [44, 48], the class of an activity on Web applications is determined by the linked user and target. Therefore, after obtaining the signed latent factors of nodes (entities), we need to explore how to comprehensively apply them to filtering malicious activities. In this work, five kinds of application modes are proposed to utilize the signed latent factors of linked nodes (user and target) to represent a link (activity), which are listed in Table 1: (i) Average (*Ave*), calculating the average results after adding W_u and H_t , where W_u and H_t denote the concatenation of user latent factors (W_u^+ and W_u^-) and target latent factors (H_t^+ and H_t^-), respectively; (ii) Concatenate (*Con*), all kinds of latent factors are directly and integrally concatenated. This type of operator produces the combined factor vectors with the widest dimensionality — $2 * (d^+ + d^-)$; (iii) Subtraction (*Sub*), using the spamming indications of user and target (W_u^- and H_t^-) to subtract the normal indications (W_u^+ and H_t^+), with the intention of avoiding misjudging normal activities as spam ones. We need to note that the dimensions of positive and negative factors should be the same when we use *Ave* and *Sub* operators.

The above-mentioned three application modes utilize the combined factors as features and feed them into a classification model to filter spamming activities. The other two operators based on calculating the inner product are inspired by the common practice of MF recommendation. The fourth operator IP^- denotes the inner product of W_u^- and H_t^- , representing the possibility of the edge (u, t) being deceptive (negative). Similarly, the result of IP^+ denotes the normal possibility of the corresponding edge. The negative and positive inner product results of all the activities in datasets can be ranked in descending order, and we hold that spamming activities will rank high (low) in the IP^- (IP^+) result list.

3 LFM-MRLE MODEL

We propose the first LFM model – multi-relational likelihoods estimation (MRLE) on the basis of defining three types of naturally existing relations in spam-related networks inspired by the link prediction work [48]: (i) normal/positive relations (*nor*), *i.e.*, benign activities; (ii) spam/negative (*sp*) ties; (iii) non-linked (*non*) node pairs, *i.e.*, there is no interaction between users and targets. The null relationships are often ignored by existing detection models.

After defining three types of spam-related relationships, the next key step is to quantify them through three types of likelihood formulations based on analyzing the interplay between spam and normal indications of each node pair. To quantify the indicative meanings of likelihoods and obtain nonlinear latent factors, we utilize the activation function $f_a(x) = \frac{p_0 \exp(x)}{1 + p_0(\exp(x) - 1)}$, which is similar to the common sigmoid function in neural networks. Given a node pair (u, t) , we use $F_{ut}^- = f_a(W_u^- H_t^-)$ to denote the calculated spamming signal, where $W_u^- H_t^-$ is the inner product of spam latent representations of user u and target t in user spam latent factor matrix W^- and target spam latent factor matrix H^- . Similarly, we can also capture the quantified normal signal, using $F_{ut}^+ = f_a(W_u^+ H_t^+)$.

We now describe how to formulate three types of relations and explain corresponding indicative meanings: (i) (**normal link**) If an edge (u, t) (*i.e.*, activity performed by u to t) is normal, the user u and target t are connected by a benign tie, and they are both inclined to be normal. It means that the value of normal indication F_{ut}^+ should be large and F_{ut}^- is assumed to be small, so we combine them with the goal of making the score of $F_{ut}^+(1 - F_{ut}^-)$ large; (ii) (**spam link**) Oppositely, in this case, the u and t are associated with fraudulent activity, *i.e.*, the possibility for corresponding link being spam are high. So we use $(1 - F_{ut}^+)F_{ut}^-$ to represent the spam likelihood; (iii) (**non-linked pair**) Different from most previous works, the unconnected relationship is also considered in this work. We tend to believe that null relationships capture the possible discrepancy between corresponding node pairs, and signify that there is neither the positive nor negative relation between u and t , which can be represented by $(1 - F_{ut}^+)(1 - F_{ut}^-)$. Besides, three types of edge sets are represented by E^{nor} , E^{sp} and E^{non} , respectively.

3.1 Estimating Multi-Relational Likelihoods

We integrate multi-relational likelihoods using the maximum likelihood formulation, and employ negative log-likelihood objective function to estimate signed latent factors, defined as follows:

$$L = - \sum_{(u,t) \in E^{nor}} \log(F_{ut}^+(1 - F_{ut}^-)) - \sum_{(u,t) \in E^{sp}} \log((1 - F_{ut}^+)F_{ut}^-) - \sum_{(u,t) \in E^{non}} \log((1 - F_{ut}^+)(1 - F_{ut}^-)). \quad (1)$$

This objective function is composed of three components, corresponding to three sets of relationships.

To calculate signed latent factors of each node in the unified signed network, the components based on edge form need to be transformed into the node-based format. As there are two types of entities in relational data: user and target, the integrated formulation is then divided into two parts, *i.e.*, user and target forms. The user-perspective one is:

$$L(u) = - \sum_{t \in T^{nor}(u)} \log(F_{ut}^+(1 - F_{ut}^-)) - \sum_{t \in T^{sp}(u)} \log((1 - F_{ut}^+)F_{ut}^-) - \sum_{t \in T^{non}(u)} \log((1 - F_{ut}^+)(1 - F_{ut}^-)) \quad (2)$$

where T denotes the set of targets, and $T^{nor}(u)$, $T^{sp}(u)$, and $T^{non}(u)$ represent the sets of targets that respectively receive normal, spam, and null connections from user u , *i.e.*, three types of relations. We can see that a user's likelihood is calculated based on all targets in the signed network that have different relationships with it. In real-world networks, the majority of targets have no link to a specific user. If all of them are considered when we estimate the user's *non* likelihood, a huge amount of computational resources will be consumed. Therefore, in the process of calculating the null relational likelihood, we only sample n targets that are not associated with the user. Through experiments of fixing other parameters but vary n , the effect of considering null relationships in detecting spamming activities is investigated (shown in Section 5.3). Similarly, the other objective function focusing on targets can be formulated by replacing u to t , or conversely. To save space, the corresponding formulation is not presented.

To minimize the objective functions, the coordinate descent method [24, 48] is used, where signed latent vectors of an instance are updated while fixing all the other vectors in each iteration. The minimization task then becomes a convex optimization problem. The derivatives of a user's signed latent factors are:

$$\frac{\partial L(u)}{\partial W_u^+} = - \sum_{t \in T^{nor}(u)} ((1 - F_{ut}^+)H_t^+) + \sum_{t \in T^{sp}(u) \cup T^{non}(u)} F_{ut}^+ H_t^+ \quad (3)$$

$$\frac{\partial L(u)}{\partial W_u^-} = - \sum_{t \in T^{sp}(u)} ((1 - F_{ut}^-)H_t^-) + \sum_{t \in T^{nor}(u) \cup T^{non}(u)} F_{ut}^- H_t^- \quad (4)$$

The other two derivatives, *i.e.*, normal and spam target latent factors (H^+ , H^-), can be easily deduced based on the equations above.

Additionally, to validate the convergence of our MRLE model, we implement the L-BFGS-B algorithm [51]. By performing experiments on a real-world dataset used by Liu *et al.* [28] described in Section 5.1, we find that the optimization algorithm successfully achieves convergence after only 72 times of iterations.

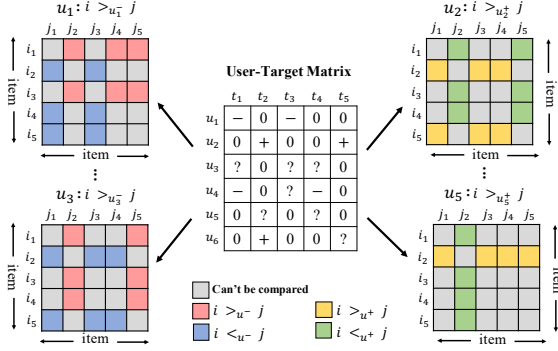


Figure 1: Motivating Example of Signed Pairwise Ranking

In the calculating process, we find that LFM-MRLE estimates the single predictor (*i.e.*, individual latent vector as is shown in Equation 3 and 4), without calculating the difference between two predictors. Besides, although the MRLE method considers non-linked relationships in the learning process, the **label unknown** activities (unlabeled instances and labeled data used for testing in signed networks) are omitted. In the spam detection area, all existing connections (including label unknown ones) are useful, because they keep the integrity of networks and facilitate extracting distinctive structure properties for detecting spam [12, 21]. In view of these two problems, we try to take comparative ranking information into account (*i.e.*, to estimate the difference of two predictors) on the integral network. From this side, the commonly used objective function — pairwise loss in BPR method [38] comes to mind, which is still a highly competitive approach in item recommendation [10].

4 LFM-SPR MODEL

We now start to introduce the preliminaries of LFM-SPR model based on signed pairwise relations. The signed user-target matrix $Y: U \times T$, where U and T represent user and target sets, is defined according to the signed network as,

$$y_{ut} = \begin{cases} +, & \text{if user } u \text{ perform a normal activity to target } t \\ -, & \text{if user } u \text{ perform a spam activity to target } t \\ ?, & \text{if label of interaction between } u \text{ and } t \text{ is unknown} \\ 0, & \text{no link between } u \text{ and } t. \end{cases} \quad (5)$$

Here the matrix is quite different from the common interpretation of recommendation works called 0/1 scheme [37] that uses value 1 to indicate the observed interaction and 0 to denote the unobserved one. The reason of defining four types of entries mainly lies in: (i) The spam-contaminated matrix is signed, with normal (+) and spam (-) entries; (ii) To consider all existing connections into signed latent factors mining for combating spam activities, the **label unknown** links (?) are also used to provide additional clues for comparing signed ranking pairs.

In order to clarify the SPR model, we use Figure 1 as a motivating example. The symbols + and - denote known normal and spamming activities, *i.e.*, labeled edges used as training data. A value of 0 indicates the null relationship. The entries with the symbol of ? are composed of two types of instances: (i) unlabeled activities, and (ii) labeled activities used as test data, *i.e.*, entries with ? are

unknown for SPR learning. Usually, in recommendation tasks, the observed feedbacks divided into the test dataset are directly treated as unobserved ones in the learning process, which will be used to evaluate performances of the recommender system [10]. However, it is necessary to set a new type of entries (*i.e.*, ?) to represent the unique instances in spam detection tasks: (i) There are unlabeled datasets in many works of filtering spam due to the difficulty of labeling instances (*i.e.*, Annotation Difficulty), which are unable to be treated as positive nor negative ones; (ii) If we use the common practice of recommendation tasks to directly handle the unknown connections as unobserved feedbacks (0), these existing but label unknown links will be blended into null relations. It means that an important type of relational ties that plays a distinctive role in detecting spam [8] will be ignored.

In real-world spamming activity detection experiments, to fairly evaluate the model, randomly dividing training and test datasets is often used. In this paper, we aim to detect spamming activities rather than malicious users or targets, so all or part of the labeled activities of some users may be used as test data after dividing the dataset, just like u_3 (all entries are unknown) and u_4 (one entry with ?) in the matrix of Figure 1. However, to train and test the MF model for a personalized recommendation, it is quite common for researchers to randomly select a part of each user's feedbacks as test data [10, 38], *i.e.*, each user contains observed feedbacks. This makes predicting and testing recommendation results possible. As for spamming activity detection tasks, each user has unconcealed activities in the training process is unfair for evaluation. Because spammers (benign users) mainly perform spam (normal) behaviors [28, 31], the label of a user's known activities is a strong clue for a detection model to give the same class for the user's other unknown activities as the label of known ones.

The recommendation problem usually can be abstracted as learning $y_{ui} = f(u, i | \Theta)$, where y_{ui} indicates the predicted score of an interaction between user u and item i [10], and Θ represents the parameter vector of an arbitrary models class (*e.g.*, matrix factorization). And two types of objective function are most widely used to estimate Θ in existing literature — pointwise loss [10, 11] and pairwise loss [38]. To formulate a pairwise loss function for an item recommendation, the first step is to construct pairwise relations which are usually based on specific user's preferences, *i.e.*, a user prefers observed feedbacks over unobserved ones [38]. Therefore, the matrix factorization of BPR only needs to learn one type of latent factors according to user preferences. As for the contaminated matrix, however, to mine signed latent factors, pairwise relations are built from two perspectives: normal (+) level and spam (-) level. Through this way, we can not only know spamming pairwise rankings to learn negative latent factors but also can learn positive ones based on normal ranking relations. Consequently, each user/target is represented by two low-dimensional factors.

Overall, the signed pairwise learning method for spam detection is quite different from BPR for the recommendation, not only in the objective but also in data processing and ranking pair comparison (summarised in the Related Work section). The design of SPR shows that the thought of mining spam detection-oriented signed latent factors is not restricted to a certain direction. Two implementations of LFM signify that more possibilities and insights for using latent factors to solve the spam problem are provided.

4.1 Constructing Ranking Pairs

On the left and right sides of Figure 1, two levels of ranking relations are extracted for specific users, *i.e.*, spam ($>_u^-$) and normal ($>_u^+$) ranking relations. From spam level, if target t has received a spam ($-$) action from user u , *i.e.*, a negative (u, t) entry in signed matrix, we can assume that user u brings more spamming indications to target t than other targets that have normal or null interactions with u . For example, on the top left of Figure 1, user u_1 performs spamming activities to t_1 and t_3 , but no feedback is provide to t_2 , t_4 and t_5 . So we tend to believe that targets t_1 and t_3 are more likely to be malicious entities compared to other targets from the perspective of user u_1 . That is, using signed feedbacks of u_1 , six spam ranking relations can be found: $t_1 >_{u_1}^- t_2$, $t_1 >_{u_1}^- t_4$, $t_1 >_{u_1}^- t_5$, and t_3 also ranks higher than t_2 , t_4 and t_5 based on u_1 's perspective.

On the other hand, if there are label unknown activities (?) in a user's feedbacks, it means that clues that facilitate obtaining ranking pairs are unclear. And the corresponding user is named **ranking-unclear** user. To tackle the clue unclear problem, we attempt to seek complementary evidences from existing interactions of related targets that are linked to the **ranking-unclear** user, *i.e.*, comparing ranking relations based on the interaction distribution of corresponding target columns. Taking u_3 for example, we can see that all of its interactions (u_3 row) are unknown (?) for learning process. In the motivating matrix, target t_1 receives a class unknown (?) activity from u_3 , but there are the other two activities from u_1 and u_4 (in t_1 column), *i.e.*, (u_1, t_1) and (u_4, t_1) , which are known spamming links ($-$). Based on this evidence, we can say that t_1 is suspicious due to its involvement in cheating activities. It means that the label unknown feedback (u_3, t_1) of ranking-unclear user u_3 has higher possibility of being malicious than u_3 's non-linked relationships (u_3, t_2) and (u_3, t_5), *i.e.*, $t_1 >_{u_3}^- t_2$, $t_1 >_{u_3}^- t_5$. However, from the perspective of u_3 , we cannot deduce the ranking relations between t_1 , t_3 and t_4 (targets that receive ? interactions from u_3), since the columns of t_3 and t_4 are also related to spamming interactions, *i.e.*, (u_1, t_3) and (u_4, t_4) . The spam ranking relations of u_3 is shown on the bottom left of Figure 1.

In summary, the process of acquiring signed ranking relations can be divided into two parts: (i) analyzing class known entries (+ or $-$), and (ii) in face of unknown interactions (?). Complementary evidence from the linked targets should be taken into account when dealing with the label unknown case of a specific user. Besides, it is important to mention that to cheat detection models, spammers occasionally interact with normal targets to disguise themselves (*i.e.*, **disguised-activities**). To alleviate the perturbations of this disguise strategy, we set an identification threshold ξ [26]. When we assign $\xi = 1$, for example, the entry (u_3, t_3) will rank lower than (u_3, t_1) from the perspective of u_3 , because there is only one spamming interaction in t_3 column, *i.e.*, the number of related spamming links ($-$) of t_3 is not bigger than ξ . It means that the evidence of t_3 being fraudulent is not enough. However, t_1 receives two spam feedbacks (> 1), showing severe fraudulence. Therefore, in the process of obtaining ranking pairs, we can regard the label unknown entries (*e.g.*, (u_3, t_1)) that are related to fraudulent-enough targets (*e.g.*, t_1) as **auxiliary-higher-ranking** interactions.

Similarly, the pairwise ranking relations from the normal level can also be constructed (shown on the right side of Figure 1).

4.2 Optimizing Signed Pairwise Ranking

The widely used pairwise ranking method BPR [38] uses parameter Θ to determine personalized rankings, and applies Bayesian formulation to maximize the following posterior probability,

$$p(\Theta | i >_u j) \propto p(i >_u j | \Theta) p(\Theta). \quad (6)$$

Here, $p(i >_u j | \Theta)$ denotes the likelihood function, which captures the individual probability that user u prefers target i over target j , *i.e.*, i represents the higher-ranking target and j is the lower one from the view of u . And it is defined as: $p(i >_u j | \Theta) := \sigma(\hat{x}_{uij}(\Theta))$, where σ denotes the common logistic sigmoid: $\sigma(x) = \frac{1}{1+e^{-x}}$. Further, the $\hat{x}_{uij}(\Theta)$ captures the relationship between target i and target j based on the preferences of user u . It can be decomposed into: $\hat{x}_{uij} = \hat{x}_{ui} - \hat{x}_{uj}$. In the pairwise loss paradigm, researchers try to predict the difference between two predictions \hat{x}_{ui} and \hat{x}_{uj} , rather than a single predictor \hat{x}_{ui} or \hat{x}_{uj} .

To mine the SPR signed latent factors, signed trainable parameter vectors Θ^+ and Θ^- are defined, corresponding to two types of ranking relations: \hat{x}_{uij}^+ and \hat{x}_{uij}^- , *i.e.*, pairwise ranking relations from normal and spam levels. To sum it up, the integrated form of posterior probability optimization used in this paper can be formulated as:

$$\begin{aligned} \ln \prod_{(u,i,j) \in Y_S^+} p(\Theta^+ | \hat{x}_{uij}^+) \prod_{(u,i,j) \in Y_S^-} p(\Theta^- | \hat{x}_{uij}^-) \\ = \sum_{(u,i,j) \in Y_S^+} \ln \sigma(\hat{x}_{uij}^+) + \sum_{(u,i,j) \in Y_S^-} \ln \sigma(\hat{x}_{uij}^-) + \ln(\Theta^+) + \ln(\Theta^-) \\ = \sum_{(u,i,j) \in Y_S^+} \ln \sigma(\hat{x}_{uij}^+) + \sum_{(u,i,j) \in Y_S^-} \ln \sigma(\hat{x}_{uij}^-) - \lambda_{\Theta^+} \|\Theta^+\|^2 - \lambda_{\Theta^-} \|\Theta^-\|^2 \end{aligned} \quad (7)$$

where the triple $(u, i, j) \in Y_S^+$ means the normal ranking pair $\hat{x}_{ui}^+ - \hat{x}_{uj}^+$ in the training dataset of signed matrix Y . To complete the Bayesian modeling approach, a general prior density $p(\Theta)$ with zero mean and variance matrix: $\Sigma(\Theta) = \lambda_{\Theta} I$ is introduced [38]. In the practical calculation, λ_{Θ} can be seen as the model specific regularization parameter. To mine signed latent factor matrices, two specific regularization parameters are defined λ_{Θ^+} and λ_{Θ^-} . After calculating the logarithm of Equation 7, the parameters Θ^+ and Θ^- are separated into two accumulation parts. It means that we can separately and flexibly calculate the positive and negative latent factors. By flipping the signs of all components in Equation 7, the maximum optimization is transformed into the commonly used minimizing task.

The LFM-SPR model aims to mine positive and negative latent factors for each user and target. In the optimization equation, the user and target are incorporated into pairwise relations, so we first need to decompose the pairwise estimator \hat{x}_{uij}^+ into: $W_u^+ H_i^{+T} - W_u^+ H_j^{+T}$ where W_u^+ , H_i^+ and H_j^+ denote the normal latent factors of user u , target i and target j , respectively. Because the calculation of optimizing signed latent factors can be separated, we only present the formulation of normal part. To learn positive signed latent factors from spam-contaminated matrix, the gradient for three parameters W_u^+ , H_i^+ and H_j^+ are needed to derive, using the stochastic gradient descent algorithm:

$$\frac{\partial}{\partial W_u^+} = \frac{1}{1 + e^{W_u^+ H_i^{+T} - W_u^+ H_j^{+T}}} \cdot (H_j^+ - H_i^+) + \lambda_{\Theta^+} W_u^+ \quad (8)$$

$$\frac{\partial}{\partial H_i^+} = \frac{1}{1 + e^{W_u^+ H_i^{+T} - W_u^+ H_j^{+T}}} \cdot -W_u^+ + \lambda_{\Theta^+} H_i^+ \quad (9)$$

$$\frac{\partial}{\partial H_j^+} = \frac{1}{1 + e^{W_u^+ H_i^{+T} - W_u^+ H_j^{+T}}} \cdot W_u^+ + \lambda_{\Theta^+} H_j^+ \quad (10)$$

Finally, an update for these three parameters can be performed in each iteration:

$$\Theta^+ \leftarrow \Theta^+ - \alpha \frac{\partial}{\partial \Theta^+} \quad (11)$$

where α denotes the learning rate. The spam latent factors can also be calculated via the similar approach.

Up to this point, two LFM models (MRLE and SPR) have been introduced. We can see that both models aim to capture signed latent representations of each instance, but the basic thoughts are quite different. By utilizing multi-relational likelihoods and signed pairwise rankings, we try to potentially represent each user and target as comprehensively as possible.

5 EXPERIMENTS

In this section, we comprehensively evaluate three aspects of our LFM models: effectiveness, stability of dealing with class imbalance, and tolerance in the face of the incomplete network.

5.1 Datasets

We start by introducing two real-world datasets used in this work. As we mentioned before, LFM models are capable of filtering various spamming activities resorting to the unified signed networks transformed from original networks of online platforms. To evaluate this generality, we select two disparate datasets from two types of Web applications — the microblogging service and Web forum. These datasets are contaminated by different malicious activities, *i.e.*, fake following relationships and deceptive opinions. If our methods (MRLE and SPR) achieve considerable effectiveness in dealing with these two categories of spamming campaigns, the usability and generality of signed latent factors in dealing with spam problems can be validated.

The first dataset **Social** is collected by [28], focusing on combating the fake follower problem [3] on social networking sites. The authors buy about 3K fake followers from the underground market, which are directly treated as a ground-truth spammer dataset. They then use empirical evidences to collect a non-spam user set. In order to obtain a relatively complete network, all the neighbours (followers and followees) of two kinds of user sets (spammers and non-spam users) are crawled. On microblogging platforms, each user has two social identities, *i.e.*, follower and followee. To construct the unified signed network, we regard the followee identity of an account as the target node. It means that targets (followees) are linked to social user (follower) nodes by following relationships. Our objective is to detect fake following links. As following activities (links) are not directly labeled in **Social**, we regard the links between labeled spammers (fake followers) and suspicious followees (followed by more than one fake followers) as spam ones.

The second dataset **Forum** is crawled for studying the opinion spam problem in Web forum [5], *i.e.*, filtering deceptive contents that are used to promote or demote malicious products/services. A real case: Samsung probed over ‘fake web reviews’ in a popular

Web forum is revealed. The authors gather all the certain deceptive posts on the revealed list and non-spam posts in the same time window. The dataset includes 10K first posts (5% spams), 148K replies, and 60K user accounts (0.52% spammers). The first post in the Web forum is like a topic/question, and other users can reply to it with user-generated contents. In this work, we focus on filtering deceptive replies (posted by labeled spammers) that link responders (users) to the first posts (targets).

5.2 Compared Methods

In Section 2.1, five types of application strategies of signed latent factors are described, which can be generally summarized into two types: (i) using latent factors to construct feature sets that are fed into a popular classification model — logistic regression; (ii) referring to recommendation methods based on matrix factorization, we rank the inner product results of spam latent factors (IP^- operator) and select top-ranked activities as spam ones. If the IP^+ operator is used, the low ranked links are regarded as spamming ones.

To show that LFM models outperform existing mainstream methods, multiple baselines are used to compare and analyze: (i) pruned MRLE model — MRLE-*non* (*i.e.*, ignoring non-linked relations), and improved MRLE model — MRLE+*au* that regards high ranking interactions identified by SPR as auxiliary known spamming links; (ii) graph propagation-based approaches applied to both **Social** and **Forum**, HITS-like detection method — Graph_{HITS} proposed by [28] and bipartite graph propagation model with polished edge weight — Graph_{Bi} [50]; (iii) feature-based models, utilizing powerful logistic regression model to classify spamming activities based on common used features for fake follower detection [2, 28] (Feature_{Social}) and specific features extracted to combat opinion spam in Web forum [5, 14] (Feature_{Forum}); (iv) graph and feature combined baseline — Factor_{Graph} is developed based on the probabilistic factor graph model [29], integrating correlation factors and attribute factors.

Three state-of-the-art latent-factor methods are selected as baselines to indicate that addressing the spam detection problem using latent factors is a unique and innovative work, and our LFM models have distinct advantages on combating spam over these baselines. (i) Latent_{SVD} (unsigned factors, $d = 30$) is conducted by the widely adopted Singular Value Decomposition (SVD) method [1] on the original user-target matrix. It means that the sign of each entry is not considered, and latent factors of all the instances are mined based on the network structure; (ii) Latent_{GAUC} (unsigned factors, $d = 30$) quantify the ranking performance in signed networks by focusing on the head (spam) and tail (normal) of a ranking list [43]. A low-rank model is employed to obtain ranking scores; (iii) A negative-aware MF recommendation approach [25] explicitly addresses the uncertainty of unseen user-item associations, *i.e.*, quantifying the degree of uncertainty for unseen associations by leveraging user preference similarity. To estimate the signed latent factors of each entity, we develop Latent_{n-aware} (signed factors, $d^- = d^+ = 30$) by separately utilizing spam and normal associations to calculate spam- and normal-oriented user preference similarities.

5.3 Effectiveness

Because we use a new perspective to solve the spam problem, it is important to detail how to set the training and test datasets. For

Table 2: AUC performances of compared methods in two datasets with varying size (%) of labeled data ($n = 20, d = 30, \xi = 2$).

Methods	Social					Forum				
	20%	25%	30%	40%	50%	20%	25%	30%	40%	50%
MRLE _{Aug}	0.708	0.733	0.765	0.770	0.792	0.639	0.665	0.690	0.709	0.716
MRLE _{Con}	0.809	0.832	0.857	0.870	0.876	0.718	0.733	0.755	0.767	0.779
MRLE _{Sub}	0.716	0.758	0.778	0.784	0.803	0.640	0.663	0.695	0.715	0.721
MRLE _{JP-}	0.704	0.715	0.741	0.757	0.763	0.639	0.642	0.681	0.695	0.709
MRLE _{JP+}	0.651	0.664	0.685	0.688	0.696	0.584	0.595	0.617	0.629	0.635
MRLE- <i>non</i>	0.734	0.756	0.774	0.792	0.813	0.661	0.674	0.692	0.706	0.728
MRLE+ <i>au</i>	0.812	0.847	0.872	0.879	0.886	0.725	0.741	0.764	0.775	0.781
SPR _{Aug}	0.710	0.742	0.750	0.762	0.764	0.656	0.674	0.693	0.707	0.712
SPR _{Con}	0.813	0.842	0.859	0.864	0.871	0.732	0.745	0.752	0.764	0.771
SPR _{Sub}	0.725	0.754	0.771	0.783	0.794	0.660	0.684	0.708	0.714	0.726
SPR _{JP-}	0.709	0.720	0.731	0.742	0.757	0.642	0.659	0.671	0.683	0.691
SPR _{JP+}	0.642	0.655	0.673	0.689	0.693	0.562	0.576	0.584	0.607	0.615
Graph _{HITS}	0.690	0.745	0.762	0.775	0.782	0.620	0.646	0.671	0.680	0.687
Graph _{Bi}	0.698	0.750	0.774	0.783	0.791	0.637	0.659	0.679	0.685	0.690
Feature _{Social}	0.616	0.678	0.703	0.729	0.742	-	-	-	-	-
Feature _{Forum}	-	-	-	-	-	0.491	0.543	0.563	0.581	0.595
Factor _{Graph}	0.703	0.765	0.782	0.796	0.806	0.643	0.679	0.692	0.702	0.710
Latent _{SVD}	0.648	0.685	0.742	0.769	0.783	0.594	0.602	0.645	0.664	0.671
Latent _{GAUC}	0.714	0.735	0.775	0.798	0.819	0.641	0.658	0.697	0.710	0.735
Latent _{n-aware}	0.737	0.750	0.785	0.804	0.821	0.652	0.661	0.698	0.736	0.740

example, 20% labeled data in an experiment means that twenty percent of labeled spamming activities in the whole dataset are randomly selected, *i.e.*, making their labels known to SPR and MRLE models in the learning process. To keep class balance, the same number of normal instances as the amount of selected 20% spamming activities are selected. As for the remaining instances (not in the training dataset), they are label unknown for the SPR model (*i.e.*, with a symbol of ? in the signed matrix). And MRLE model knows that these links are existed in the signed network but does not divide them into any of the three types of relational pairs. To fairly compare the mentioned methods above, they all utilize the same size of prior knowledge (*i.e.*, the same training dataset).

Table 2 reports the AUC performances of all the compared methods over two datasets. The useful observations derived from this table can be summarized into following aspects: (i) Two types of signed latent factors mined from MRLE and SPR both surely provide effective potential indications for detecting spam campaigns, because five operators for applying LFM all play relatively positive detection roles. Among designed operators, the *Con* obtains the best detection performance on both datasets with different sizes of varying labeled data compared to the other operators. In the following contents, SPR and MRLE represent the LFM models using the *Con* operator; (ii) Without using null relationships (MRLE-*non*), the detection performances will be negatively affected, which indicates the indispensable effects of seldom-mentioned *non* relations. It's important to note that the improved MRLE model (MRLE+*au*) achieves the best performance in most cases by taking full advantages of non-linked relations and auxiliary ranking information of SPR; (iii) Bipartite propagation (Graph_{Bi}) and HITS-like (Graph_{HITS}) methods achieve better performances than the other feature-based compared approaches, especially in the case of using the small size of prior knowledge (*e.g.*, 20%). This is mainly because propagation model makes use of the inherent connections between spammers and targets [35, 50] on the whole graph; (iv) Even if a small proportion of labeled data is used as prior knowledge, our LFM models

achieve relatively high AUC values compared with other methods. It demonstrates that the signed latent factors have the ability to deal with the insufficient labeled dataset by mining more attributes that are hidden. Besides, with the increase of training data, the performances of LFM models improve smoothly, which means that our methods are relatively stable; (v) The SPR model that considers label unknown activities performs better than MRLE when a few labeled datasets (20% or 30%) are used in **Social** and **Forum**. Two factors contribute to this result, 1) label unknown instances bring additional evidence for comparing ranking relations which are especially useful when the labeled data is limited, and 2) SPR model makes full use of the labeled data through repeatedly comparing them with others; (vi) Three latent-factors baselines use the *con* operator to represent links. The Latent_{SVD} does not perform well, as SVD latent factors are mined based on the network structure ignoring the sign of each entry. Although Latent_{n-aware} provides added information for the unseen interaction by quantifying the degree of uncertainty and Latent_{GAUC} considers signed links, they both are not properly tailored to make full use of the special **label unknown** and **null** relations in spam detection tasks.

We also perform experiments using the combined method — MRLE-SPR, which concatenate all signed latent factors mined from MRLE and SPR. The detection results of MRLE-SPR are better than the individual models, increasing by 2.4% and 3.1% compared to MRLE and SPR, respectively, using **Social** (30% labeled data, $n = 20, d = 30, \xi = 2$). It shows that the combined model MRLE-SPR learns from each other's strong points and provides more potentials.

As is introduced in the formulations of MRLE and SPR, several parameters are used, such as n (size of unconnected pairs for MRLE method), d^- and d^+ (dimensions of positive and negative latent factors), p_0 in activation function of MRLE, learning rate α of SPR, regularization parameters λ_{Θ^-} and λ_{Θ^+} of SPR, and ξ using as the identification threshold for SPR. By multiple experiments and empirical evidences, we initialize $p_0 = 0.01$, $\alpha = 0.005$, and $\lambda_{\Theta^-} = \lambda_{\Theta^+} = 0.01$ for two experimental datasets.

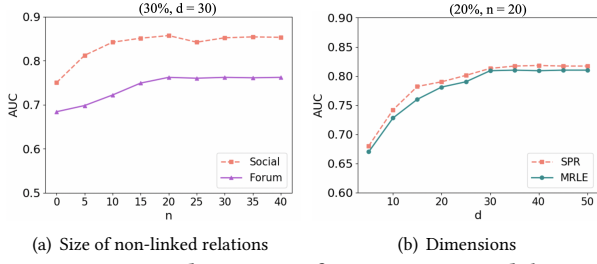
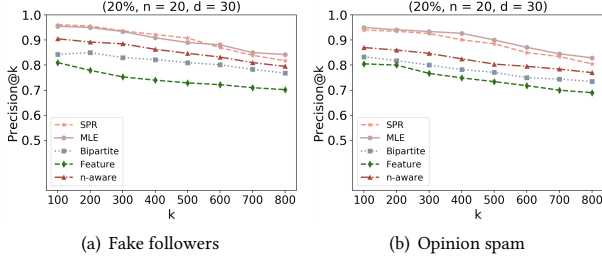
Figure 2: The impact of parameters n and d .

Figure 3: Precision@k of compared methods.

To gain financial benefit, spammers mainly perform activities that are linked to malicious targets. It means that the **disguised-activities** which are used by spammers to cheat detection models through building connections to normal targets are scattered with a relatively small number [26]. Therefore, it is not feasible to assign a big value to the identification threshold ξ (mentioned in Section 4.1). Through multiple experiments, we find that setting the value of ξ smaller than 3 is advisable. If the value of ξ is too large, the improvement of LFM models will be impeded. To save space, the influence of parameter ξ for detection performance is not demonstrated, but we find that our experiments on two datasets achieve the best performance when $\xi = 2$ (shown in Table 2). On the other hand, the sizes of non-linked pairs (n) and dimensions (d) of latent factors have important indicative influence for detecting spamming activities. We therefore use Figure 2 to investigate the effects of n and d . In Table 2, the results of LFM models are obtained in the case of setting $n = 20$ and $d^- = d^+ = 30$. As we can separately calculate normal and spam latent factors, it is feasible to assign d^- and d^+ with different values. However, due to the insignificant effects of setting different dimensions for positive and negative latent factors in our experiments, we assign the same value to d^- and d^+ (i.e., d). As Figure 2 shows, the detection performances are sensitive to the size of n and d when the size values are relatively small, but corresponding influences on detection performances are gradually reduced with the increase of the values of n and d .

To further evaluate and verify the effectiveness of our models, another common metric precision@k for spam detection tasks is used and the related results are shown in Figure 3. The major findings learned from Figure 3 are: (i) LFM models outperform other competitive methods; (ii) more than 90% of activities in the top 500 ranking results are deceptive, so we can say that solely relying on the signed latent factors to select high-ranking instances as spamming results achieves very low error. This type of precision is quite important for spam detection tasks, because it means that normal instances are unlikely to be identified as spam means.

5.4 Dealing with Long-standing Challenges

Three long-standing challenges — the lack of training labels, class imbalance, and network incompleteness are mentioned in the Introduction section. By varying labeled data used in the training process, the experimental results in Table 2 have indicated that LFM models perform well in coping with limited spam instances. When only 20% labeled instances in **Social** are selected as training dataset, the $MRLE_{Con}$ still achieves 0.809 AUC. To evaluate our models' ability in confronting the other two challenges, specialized experiments are designed.

It is important to notice that in the spam detection area, the widely used evaluation method of area under the ROC curve (AUC) is less sensitive to imbalanced data compared to the other metrics for spam ranking tasks. To comprehensively evaluate our models in the face of class imbalance, we further apply the F-measure that synthesizes precision and recall measures, providing more precise and rounded illustrations of a detection method.

In this work, both the training and test class imbalances are considered by employing specific experimental setups: (i) To simulate different degrees of training class imbalance, we fix the number of normal activities in the training dataset which is the same as the number of 50% spam instances. In this way, reducing the percentage of selected spam labeled data (less than 50%) will cause training class imbalance, i.e., the fewer amount (%) of spam instances are selected the more severe of class imbalance; (ii) As for test class imbalance, the ratio of spam to normal activities is fixed to 1:10. For example, in an experiment, 80% of spamming activities (2K) are not selected as training data but are used for testing. We then randomly choose 20K instances that are not labeled spamming activities and are not used in the training process as normal ones for evaluation. To save space, only the results of the negative-aware method $Latent_{n-aware}$ are listed in the following tables, which achieves the best performance among three latent-factors baselines.

Table 3 shows detection results of all compared methods in dealing with different levels of class imbalance. The indications from Table 3 are summarised as: (i) Even if the F-measure is used for evaluation, LFM models still outperform other baselines in the face of different degrees of class imbalance; (ii) Compared with structure-based approaches, feature-based methods are not strong enough to deal with severe class imbalance; (iii) By analyzing the changing trend of each method's performance using different amounts of seeds, the F-measure performances of our models are more stable than the other ones. We use Table 4 to report compared methods' performances of tolerating varying degrees of network incompleteness. To evaluate this, we randomly remove different proportions (%) of links (i.e., activities) from the original networks. We can find that compared to the results on the whole complete dataset (i.e., 0%), all the experiments on more "incomplete" networks obtain inferior performances, which means that the incompleteness of graph poses an obstacle to detection models. However, the effectiveness drops of LFM methods are lower than other models when increasing the degree of incompleteness, i.e., our models achieve better tolerance in face of the incomplete graph.

6 RELATED WORK

Three lines of researches are closely related to this paper: spam detection, signed social networks, and pairwise learning.

Table 3: F-measure performances in dealing with class imbalance (% labeled data, $n = 20$, $d = 30$).

%	Social							Forum						
	MRLE	SPR	Bigraph	HITS	Feature	Factor	n-aware	MRLE	SPR	Bigraph	HITS	Feature	Factor	n-aware
20	0.620	0.629	0.492	0.440	0.334	0.529	0.565	0.533	0.535	0.434	0.447	0.301	0.468	0.507
25	0.635	0.640	0.535	0.485	0.398	0.551	0.570	0.550	0.543	0.501	0.472	0.332	0.503	0.516
30	0.649	0.646	0.576	0.527	0.417	0.580	0.594	0.582	0.579	0.548	0.493	0.367	0.534	0.556
40	0.664	0.658	0.593	0.549	0.437	0.602	0.615	0.597	0.591	0.570	0.531	0.378	0.574	0.589
50	0.670	0.665	0.601	0.564	0.460	0.615	0.637	0.608	0.602	0.584	0.556	0.403	0.590	0.601

Table 4: F-measure in face of varying degrees of network incompleteness (40% labeled data, $n = 20$, $d = 30$).

Degree	Social							Forum						
	MRLE	SPR	Bigraph	HITS	Feature	Factor	n-aware	MRLE	SPR	Bigraph	HITS	Feature	Factor	n-aware
0%	0.664	0.658	0.593	0.549	0.437	0.602	0.615	0.597	0.591	0.570	0.531	0.378	0.574	0.589
3%	0.659	0.635	0.574	0.541	0.431	0.585	0.609	0.590	0.586	0.561	0.516	0.370	0.567	0.570
5%	0.647	0.630	0.556	0.527	0.422	0.569	0.587	0.584	0.582	0.537	0.508	0.361	0.541	0.562
7%	0.641	0.622	0.536	0.503	0.414	0.550	0.564	0.570	0.563	0.509	0.482	0.355	0.518	0.537
10%	0.627	0.608	0.502	0.462	0.393	0.527	0.531	0.548	0.540	0.476	0.460	0.340	0.483	0.505

Spam Detection. The most commonly used spam detection method is to utilize machine learning to train a classifier to distinguish spam instances from normal ones. The differences among the classifiers mainly lie in the features used to represent the data [29]. It's generally recognized that there are clues for spotting spam in user-generated contents. Kim *et al.* [16] deploy a deep framework to identify linguistic features for detecting opinion spam. The other content-based features (e.g., semantic representation and syntactic structure) are also exploited to combat deceptive reviews [16, 40] or promotion campaigns [29, 30]. Besides, employing user rating patterns [18, 23] and clicking behaviors [42, 44] for spam detection is also quite common. To combat well-disguised crowdturfing activities, many existing works attempt to mine collusive signals, which can be implemented from two aspects: (i) capturing synchronized behaviors [12, 20]; (ii) grouping spammers or spamming activities [7, 47]. By utilizing inherent relationships between spammers and malicious targets, structure-based approaches achieve relatively good performances in detecting spam, which are mainly divided into two types: probabilistic graphical models [31, 44] and label propagation methods [28, 50]. In this work, the signed latent factors are mined based on relational ties, which means that our method can be seen as a type of structure-based approach. However, the signed latent factor models are capable of uncovering plentiful potential factors from various online networks, which are fed into a classification algorithm to achieve spam detection. On the other hand, MRLE and SPR utilize the null relationships and label unknown links, respectively. And the process of comparing pairs in SPR is relatively random (different from other structure-based methods whose inference process is guided by edges). We can construct enough comparing ranking pairs based on existing entries (+, - and ?) to ensure acceptable detection performance.

Signed Social Networks. Many real-world relations can be represented by signed networks with positive and negative links, e.g., the positive/negative election of Wikipedia admins [4] and trust/distrust [19] in Epinions. Comparing unsigned networks, two unique properties are presented in signed networks distinct properties and collective properties [45], which involve more information and facilitate mining tasks (e.g., node classification, link prediction recommendation, etc.). Although there are many similar tasks for mining signed and unsigned networks, the task of sign prediction (inferring the signs of existing links) is unique to signed networks.

This work is among the first to treat spam contaminated relational datasets as signed social networks with spam and normal links between users and targets. Based on that treatment, we design the spam detection-oriented signed latent factor models.

Pairwise Learning. Rendle *et al.* [38] propose the pairwise learning algorithm — BPR which is optimized based on the relative preference of a specific user over pairs of items. BPR is a highly competitive approach in the item recommendation area and has been utilized in many papers as the state-of-the-art baseline up until recently [10]. In this paper, our SPR model is inspired by the core thought of BPR method in the recommendation area. However, there are significant differences between SPR and BPR: (i) SPR makes full use of the existing relations between users and targets (including unlabeled and test instances in our dataset) and designs three types of entries according to the signed network; (ii) Comparing pairs are constructed from two levels (spam and normal) based on user-oriented perspective by analyzing potential indications; (iii) Each user and item acquire two types of latent factors, *i.e.*, spam (negative) and normal (positive) potential representations.

7 CONCLUSIONS

Detecting online spamming activities has been extensively studied. In this work, we present a new thought to tackle this popular and intractable problem by introducing the signed latent factors mining into the spam detection area. To provide more potentials and possibilities, two signed latent factor mining models from two quite different perspectives (pointwise and pairwise) are proposed, which are both effective and perform well in coping with the long-standing challenges in combating spam. We comprehensively explore how to represent activities (links) using signed user and target latent factors, by proposing and evaluating five types of application operators. In order to improve the generality, we design the unified network form to represent different kinds of contaminated relational data on various Web platforms. By performing experiments on two disparate datasets, the respectable usability and generality for spam detection of LFM models are validated. Besides, we believe that the LFM thought can also be extended to other spam detection tasks, e.g., fraud view problem in online video platforms (user-video network) [42] and deceptive review detection in online shopping sites (user-product matrix) [13]. In the future, we will evaluate our models on the other tricky spam detection tasks.

REFERENCES

- [1] Hervé Abdi. 2007. Singular value decomposition (SVD) and generalized singular value decomposition. *Encyclopedia of measurement and statistics* (2007), 907–912.
- [2] Anupama Aggarwal and Ponnurangam Kumaraguru. 2015. What they do in shadows: Twitter underground follower market. In *2015 13th Annual Conference on Privacy, Security and Trust (PST)*. IEEE, 93–100.
- [3] Abdullah Almaatouq, Ahmad Alabdulkareem, Mariam Nouh, Erez Shmueli, Mansour Alsaleh, Vivek K Singh, Abdulrahman Alarifi, Anas Alfari, and Alex Pentland. 2014. Twitter: who gets caught? observed trends in social micro-blogging spam. In *Proceedings of the 2014 ACM conference on Web science*. 33–41.
- [4] Gerard Cabunducan, Ralph Castillo, and John Boaz Lee. 2011. Voting behavior analysis in the election of Wikipedia admins. In *2011 International Conference on Advances in Social Networks Analysis and Mining*. IEEE, 545–547.
- [5] Yu-Ren Chen and Hsin-Hsi Chen. 2015. Opinion spam detection in web forum: a real case study. In *WWW*. 173–183.
- [6] James Fairbanks, Natalie Fitch, Nathan Knauf, and Erica Briscoe. 2018. Credibility Assessment in the News: Do we need to read. In *Proc. of the MIS2 Workshop held in conjunction with 11th Int'l Conf. on Web Search and Data Mining*. 799–800.
- [7] Amir Fayazi, Kyumin Lee, James Caverlee, and Anna Squicciarini. 2015. Uncovering crowdsourced manipulation of online reviews. In *SIGIR*. ACM, 233–242.
- [8] Neil Zhenqiang Gong, Mario Frank, and Prateek Mittal. 2014. Sybilbelief: A semi-supervised learning approach for structure-based sybil detection. *IEEE Transactions on Information Forensics and Security* 9, 6 (2014), 976–987.
- [9] Zoltan Gyongyi, Hector Garcia-Molina, and Jan Pedersen. 2004. Combating web spam with trustrank. In *Proceedings of the 30th international conference on very large data bases (VLDB)*.
- [10] Xiangnan He, Lizi Liao, Hanwang Zhang, Liqiang Nie, Xia Hu, and Tat-Seng Chua. 2017. Neural collaborative filtering. In *WWW*. International World Wide Web Conferences Steering Committee, 173–182.
- [11] Yifan Hu, Yehuda Koren, and Chris Volinsky. 2008. Collaborative filtering for implicit feedback datasets. In *2008 Eighth IEEE International Conference on Data Mining*. Ieee, 263–272.
- [12] Meng Jiang, Peng Cui, Alex Beutel, Christos Faloutsos, and Shiqiang Yang. 2014. Catchsync: catching synchronized behavior in large directed graphs. In *Proceedings of the 20th ACM SIGKDD international conference on Knowledge discovery and data mining*. 941–950.
- [13] Nitin Jindal and Bing Liu. 2008. Opinion spam and analysis. In *Proceedings of the 2008 international conference on web search and data mining*. ACM, 219–230.
- [14] Nitin Jindal, Bing Liu, and Ee-Peng Lim. 2010. Finding unusual review patterns using unexpected rules. In *Proceedings of the 19th ACM international conference on Information and knowledge management*. ACM, 1549–1552.
- [15] Stefan Kennedy, Niall Walsh, Kirils Sloka, Andrew McCarren, and Jennifer Foster. 2019. Fact or Factitious? Contextualized Opinion Spam Detection. In *ACL*. 344–350.
- [16] Seongsoon Kim, Hyeokyeon Chang, Seongwoon Lee, Minhwan Yu, and Jaewoo Kang. 2015. Deep semantic frame-based deceptive opinion spam analysis. In *CIKM*. ACM, 1131–1140.
- [17] Vaibhav Krishna, Tian Guo, and Nino Antulov-Fantulin. 2018. Is Simple Better? Revisiting Non-linear Matrix Factorization for Learning Incomplete Ratings. In *2018 IEEE International Conference on Data Mining Workshops (ICDMW)*. IEEE.
- [18] Srijan Kumar, Bryan Hooi, Disha Makhija, Mohit Kumar, Christos Faloutsos, and VS Subrahmanian. 2018. Rev2: Fraudulent user prediction in rating platforms. In *Proceedings of the Eleventh ACM International Conference on Web Search and Data Mining*. ACM, 333–341.
- [19] Jure Leskovec, Daniel Huttenlocher, and Jon Kleinberg. 2010. Predicting positive and negative links in online social networks. In *WWW*. 641–650.
- [20] Huayi Li, Geli Fei, Shuai Wang, Bing Liu, Weixiang Shao, Arjun Mukherjee, and Jidong Shao. 2016. Modeling review spam using temporal patterns and co-bursting behaviors. *arXiv preprint arXiv:1611.06625* (2016).
- [21] Huayi Li, Geli Fei, Shuai Wang, Bing Liu, Weixiang Shao, Arjun Mukherjee, and Jidong Shao. 2017. Bimodal distribution and co-bursting in review spam detection. In *WWW*. International World Wide Web Conferences Steering Committee, 1063–1072.
- [22] Ke Li, Bin Guo, Qiuyun Zhang, Jianping Yuan, and Zhiwen Yu. 2019. CrowdGuard: Characterization and Early Detection of Collective Content Polluters in Online Social Networks. In *Companion Proceedings of The 2019 World Wide Web Conference*. ACM, 1063–1070.
- [23] Ee-Peng Lim, Viet-An Nguyen, Nitin Jindal, Bing Liu, and Hady Wirawan Lauw. 2010. Detecting product review spammers using rating behaviors. In *Proceedings of the 19th ACM international conference on Information and knowledge management*. ACM, 939–948.
- [24] Chih-Jen Lin. 2007. Projected gradient methods for nonnegative matrix factorization. *Neural computation* 19, 10 (2007), 2756–2779.
- [25] Sheng-Chieh Lin, Yu-Neng Chuang, Sheng-Fang Yang, Ming-Feng Tsai, and Chuan-Ju Wang. 2019. Negative-Aware Collaborative Filtering. In *RecSys (Late-Breaking Results)*. 41–45.
- [26] Yuli Liu. 2020. Recommending Inferior Results: A General and Feature-Free Model for Spam Detection. In *Proceedings of the 29th ACM International on Conference on Information and Knowledge Management*.
- [27] Yiqun Liu, Rongwei Cen, Min Zhang, Shaoping Ma, and Liyun Ru. 2008. Identifying web spam with user behavior analysis. In *Proceedings of the 4th international workshop on Adversarial information retrieval on the web*. 9–16.
- [28] Yuli Liu, Yiqun Liu, Min Zhang, and Shaoping Ma. 2016. Pay Me and I'll Follow You: Detection of Crowdturfing Following Activities in Microblog Environment.. In *IJCAI*. 3789–3796.
- [29] Yuli Liu, Yiqun Liu, Ke Zhou, Min Zhang, and Shaoping Ma. 2017. Detecting collusive spamming activities in community question answering. In *WWW*. International World Wide Web Conferences Steering Committee, 1073–1082.
- [30] Yuli Liu, Yiqun Liu, Ke Zhou, Min Zhang, Shaoping Ma, Yue Yin, and Hengliang Luo. 2016. Detecting promotion campaigns in query auto completion. In *CIKM*. 125–134.
- [31] Yuqing Lu, Lei Zhang, Yudong Xiao, and Yangguang Li. 2013. Simultaneously detecting fake reviews and review spammers using factor graph model. In *Proceedings of the 5th annual ACM web science conference*. ACM, 225–233.
- [32] Michael Luca. 2016. Reviews, reputation, and revenue: The case of Yelp. com. *Com (March 15, 2016)*. Harvard Business School NOM Unit Working Paper 12-016 (2016).
- [33] Arjun Mukherjee, Vivek Venkataraman, Bing Liu, and Natalie Glance. 2013. What yelp fake review filter might be doing?. In *Seventh international AAAI conference on weblogs and social media*.
- [34] Shirin Noekhah, Naomie binti Salim, and Nor Hawanah Zakaria. 2020. Opinion spam detection: Using multi-iterative graph-based model. *Information Processing & Management* 57, 1 (2020), 102140.
- [35] Shebuti Rayana and Leman Akoglu. 2015. Collective opinion spam detection: Bridging review networks and metadata. In *Proceedings of the 21th acm sigkdd international conference on knowledge discovery and data mining*. ACM, 985–994.
- [36] Yafeng Ren and Yue Zhang. 2016. Deceptive opinion spam detection using neural network. In *Proceedings of COLING 2016, the 26th International Conference on Computational Linguistics: Technical Papers*. 140–150.
- [37] Steffen Rendle, Leandro Balby Marinho, Alexandros Nanopoulos, and Lars Schmidt-Thieme. 2009. Learning optimal ranking with tensor factorization for tag recommendation. In *Proceedings of the 15th ACM SIGKDD international conference on Knowledge discovery and data mining*. 727–736.
- [38] Steffen Rendle, Christoph Freudenthaler, Zeno Gantner, and Lars Schmidt-Thieme. 2009. BPR: Bayesian personalized ranking from implicit feedback. In *Proceedings of the twenty-fifth conference on uncertainty in artificial intelligence*. AUAI Press.
- [39] Jitendra Kumar Rout, Smriti Singh, Sanjay Kumar Jena, and Sambit Bakshi. 2017. Deceptive review detection using labeled and unlabeled data. *Multimedia Tools and Applications* 76, 3 (2017), 3187–3211.
- [40] Vlad Sandulescu and Martin Ester. 2015. Detecting singleton review spammers using semantic similarity. In *WWW*. ACM, 971–976.
- [41] Chirag Shah and Jefferey Pomerantz. 2010. Evaluating and predicting answer quality in community QA. In *Proceedings of the 33rd international ACM SIGIR conference on Research and development in information retrieval*. 411–418.
- [42] Neil Shah. 2017. FLOCK: Combating astroturfing on livestreaming platforms. In *WWW*. International World Wide Web Conferences Steering Committee, 1083–1091.
- [43] Dongjin Song and David Meyer. 2015. Recommending positive links in signed social networks by optimizing a generalized AUC. In *Proceedings of the AAAI Conference on Artificial Intelligence*, Vol. 29.
- [44] Ning Su, Yiqun Liu, Zhao Li, Yuli Liu, Min Zhang, and Shaoping Ma. 2018. Detecting Crowdturfing" Add to Favorites" Activities in Online Shopping. In *WWW*. 1673–1682.
- [45] Jiliang Tang, Yi Chang, Charu Aggarwal, and Huan Liu. 2016. A survey of signed network mining in social media. *ACM Computing Surveys (CSUR)* 49, 3 (2016).
- [46] Guan Wang, Sihong Xie, Bing Liu, and S Yu Philip. 2011. Review graph based online store review spammer detection. In *2011 IEEE 11th International Conference on Data Mining*. IEEE, 1242–1247.
- [47] Chang Xu, Jie Zhang, Kuiyu Chang, and Chong Long. 2013. Uncovering collusive spammers in Chinese review websites. In *CIKM*. ACM.
- [48] Pinghua Xu, Wenbin Hu, Jia Wu, and Bo Du. 2019. Link Prediction with Signed Latent Factors in Signed Social Networks. In *Proceedings of the 25th ACM SIGKDD International Conference on Knowledge Discovery & Data Mining*. ACM.
- [49] Daokun Zhang, Jie Yin, Xingquan Zhu, and Chengqi Zhang. 2018. SINE: Scalable Incomplete Network Embedding. In *2018 IEEE International Conference on Data Mining (ICDM)*. IEEE, 737–746.
- [50] Yongfeng Zhang, Yunzhi Tan, Min Zhang, Yiqun Liu, Tat-Seng Chua, and Shaoping Ma. 2015. Catch the black sheep: unified framework for shilling attack detection based on fraudulent action propagation. In *Twenty-Fourth International Joint Conference on Artificial Intelligence*.
- [51] Ciyou Zhu, Richard H Byrd, Peihuang Lu, and Jorge Nocedal. 1997. Algorithm 778: L-BFGS-B: Fortran subroutines for large-scale bound-constrained optimization. *ACM Transactions on Mathematical Software (TOMS)* 23, 4 (1997), 550–560.