

# Stochastic Control of a SIR Model with Non-linear Incidence Rate Through Euclidean Path Integral

Paramahansa Pramanik

*Department of Mathematics and Statistics  
University of South Alabama  
Mobile, AL 36688 USA.  
email:ppramanik@southalabama.edu  
Phone:251-341-3098.*

**Abstract:** This paper utilizes a stochastic Susceptible-Infected-recovered (SIR) model with a non-linear incidence rate to perform a detailed mathematical study of optimal lock-down intensity and vaccination rate under the COVID-19 pandemic environment. We use a Feynman-type path integral control approach to determine a Fokker-Plank type equation of this system. Since we assume the availability of information on the COVID-19 pandemic is complete and perfect, we can show a unique fixed point. A non-linear incidence rate is used because, it can be raised from saturation effects that if the proportion of infected agents is very high so that exposure to the pandemic is inevitable, then the transmission rate responds slower than linearity to the increase in the number of infections. The simulation study shows that with higher diffusion coefficients susceptible and recovery curves keep the downward trends while the infection curve becomes ergodic. Finally, we perform a data analysis using UK data at the beginning of 2021 and compare it with our theoretical results.

**MSC 2010 subject classifications:** Primary 60H05; Secondary 81Q30.

**Keywords and phrases:** Path integral control, Stochastic SIR model, Disease spread networks.

## 1. Introduction

In current days we see *locking downs* of economies and increasing *vaccination rate* as a strategy to reduce the spread of COVID-19 which already has claimed more than one million lives in the United States and more than six million across the globe. During the past couple of years, it has been clear that an adequate synthesis requires better epidemiology, better economic analysis, and more advanced optimization techniques to tame this pandemic. Almost all mathematical methods of epidemic models descend from the susceptible-infected-recovered (SIR) model (Kermack and McKendrick, 1927; Rao, 2014). The dynamic behavior of different epidemic models has been studied extensively (Acemoglu et al., 2020; Caulkins et al., 2021; Pramanik, 2022; Rao, 2014). Stochastic pandemic modeling is important when the number of infected agents is small or when the different transmission and recovery rates influence the pandemic outcome (Allen, 2017).

In this paper, we perform a Feynman-type path integral approach for a recursive formulation of a quadratic cost function with a *forward-looking* stochastic SIR model and an infection dynamics based on an Erdos-Renyi type random network. A Fokker-Plank type equation is obtained for this COVID-19 environment which is analogous to an HJB equation (Yeung and Petrosjan, 2006) and a saddle-point functional equation (Marcet and Marimon, 2019). Solving for the first order condition of the Fokker-Plank equation the optimal lock-down intensity and vaccination rate are obtained. As the movement of infection in a society over time is stochastic, analogous to the movement of a quantum particle, a Feynman-type path integral method of quantum physics has been used to determine optimal *lock-down intensity* and *vaccination rate*.

We define *lock-down intensity* as the ratio of employment due to COVID-19 to total employment under the absence of the pandemic. Therefore, the value of this lock-down intensity lies between 0 and 1 where 0 stands for complete shut-down of an economy. Our formulation is based on path integral control and dynamic programming tools facilitate the analysis and permit the application of an algorithm to obtain a numerical solution for this stochastic pandemic control model. Throughout this paper, we assume all agents in the pandemic environment are risk averse. Therefore, the simulation of optimal lock-down intensity goes up at the beginning of our time interval and then comes very close to zero. The reason behind this is that, due to the availability of *perfect* and *complete* information an individual does not want to go out and get infected by COVID-19.

We have used a non-linear incidence rate because, it can be raised from saturation effects that if the proportion of infected agents is very high so that exposure to the pandemic is inevitable, then the transmission rate responds slower than linear to the increase in the number of infections (Korobeinikov and Maini, 2005; Rao, 2014). In Capasso and Serio (1978) a *saturated transmission rate* is defined as  $b(S, I) = \beta SI / (1 + \rho I)$ , for all proportionality constant  $\rho \in (0, 1]$ , stochastic infection rate  $\beta \in [0, 1]$ , where  $\beta I$  is a measure of pandemic infection force and  $1/(1 + \rho I)$  is a measure of inhibition effect from the behavioral change of the susceptible agents when their number increases (Rao, 2014). To become feasible in the biological sense, for all  $S, I > 0$  assume the function  $b(s, I)$  is smooth and concave with respect to  $I$  such that,  $b(S, 0) = b(0, I) = 0$ ,  $\partial b / \partial S = \beta I / (1 + \rho I) > 0$ ,  $\partial b / \partial I = \beta S / (1 + \rho I)^2 > 0$  and  $\partial^2 b / \partial I^2 = -2\rho\beta S / (1 + \rho I)^3 < 0$ . The second order condition implies that when the number of infections is very high that the exposure to the pandemic is certain, the incidence rate responds slower than linearity in  $I$  (Rao, 2014). To the best of our knowledge, less amount of research has been done with stochastic perturbation on a SIR pandemic COVID-19 model with  $\beta SI / (1 + \rho I)$  as a saturated transmission rate.

Feynman path integral is a method of quantization uses a quantum Lagrangian function, while Schrödinger quantization uses a Hamiltonian function (Fujiwara, 2017). Since the path integral approach provides a different viewpoint from Schrödinger's quantization, it is a very useful tool not only in quantum physics but also in engineering, biophysics, economics, and finance (Anderson et al., 2011; Fujiwara, 2017; Kappen, 2005; Yang et al., 2014). These two approaches are believed to be equivalent but, this equivalence has not fully proved mathematically as the mathematical difficulties lie in the fact that the Feynman path integral is not an integral utilizing a countably additive measure (Johnson and Lapidus, 2000; Fujiwara, 2017; Pramanik and Polansky, 2019; Pramanik, 2021a). As the complexity and memory requirements of grid-based partial differential equation (PDE) solvers increase exponentially as the dimension of the system increases, this method becomes impractical in the case with high dimensions (Pramanik and Polansky, 2020a, 2021a; Yang et al., 2014). As an alternative one can use a Monte Carlo scheme and this is the main idea of path integral control (Kappen, 2005; Theodorou, Buchli and Schaal, 2010; Theodorou, 2011; Morzfeld, 2015). Path integral control solves a class of stochastic control problems with a Monte Carlo method (Uddin et al., 2020; Islam, Alam and Afzal, 2021; Alam, 2021, 2022) for an HJB equation and this approach avoids the need for a global grid of the domain of the HJB equation (Yang et al., 2014). If the objective function is quadratic and the differential equations are linear, then the solution is given in terms of several Ricatti equations that can be solved efficiently (Kappen, 2007; Pramanik and Polansky, 2020b; Pramanik, 2021b; Pramanik and Polansky, 2021b).

Although incorporating randomness with its HJB equation is straightforward, difficulties come due to dimensionality when a numerical solution is calculated for both deterministic and stochastic HJB (Kappen, 2007). The general stochastic control problem is intractable to solve computationally as it requires an exponential amount of memory and computational time because, the state space needs to be discretized and hence, becomes exponentially large in the

number of dimensions (Theodorou, Buchli and Schaal, 2010; Theodorou, 2011; Yang et al., 2014). Therefore, in order to determine the expected values, it is necessary to visit all states which leads to the inefficient summations of exponentially large sums (Kappen, 2007; Yang et al., 2014; Pramanik, 2021b). This is the main reason to implement a path integral control approach to deal with stochastic pandemic control.

Following is the structure of this paper. Section 2.1 describes the main problem formulation. We discuss the properties of stochastic SIR and the quadratic cost function. We also show that under perfect and complete information our SIR model has a unique solution. Section 2.2 discusses about the transmission of COVID-19 in a community with Erdos-Renyi random interaction based on five different immune groups. In this section, we also consider the fine particulate matter to observe the effect of air pollution on an individual infected by the pandemic. Section 2.3 constructs the system of stochastic constraints including infection dynamics and its properties. Section 2.4 describes the main theoretical results of this paper. We did some simulation studies and real data analysis based on UK data for SIR in section 3 based on the results obtained from section 2.4. Finally, section 4 concludes the paper. All the proofs are in the appendix.

## 2. Framework

### 2.1. Model

In this section, we are going to construct a dynamic framework where a social planner's cost is minimized subject to a stochastic SIR model with pandemic spread dynamics. Throughout the paper, we are considering the stochastic optimization problem of a single agent, and to make our model simple we assume all agents' objectives are identical. Therefore, we ignore any subscripts to represent an agent. Following Lesniewski (2020) an agent's objective is to minimize a cost function

$$u^* = \min_{v, e \in \mathcal{U}} \mathbb{E}_0 \left\{ \int_0^t [\exp(-rs) [S(s) (\frac{1}{2}\alpha_{11}v^2(s) + \alpha_{12}v(s) + \alpha_{13}) + I(s) (\frac{1}{2}\alpha_{21}e^2(s) + \alpha_{22}e(s) + \alpha_{23})] + \beta(e(s), v(s))S(s)I(s)] ds \Big| \mathcal{F}_0 \right\}, \quad (1)$$

subject to

$$\begin{aligned} dS(s) &= \left\{ \eta N(s) - \beta(e(s), v(s)) \frac{S(s)I(s)}{[1 + \rho I(s)] + \eta N(s)} - \kappa S(s) - v(s) \right. \\ &\quad \left. + \zeta R(s) \right\} ds + \sigma_1 [S(s) - S^*] dB_1(s), \\ dI(s) &= \left\{ \beta(e(s), v(s)) \frac{S(s)I(s)}{[1 + \rho I(s)] + \eta N(s)} - (\mu + \kappa)I(s) - e(s) \right\} ds \\ &\quad + \sigma_2 [I(s) - I^*] dB_2(s), \\ dR(s) &= \{ \mu v(s)I(s) - [\kappa + \zeta]e(s)R(s) \} ds + \sigma_3 [R(s) - R^*] dB_3(s), \end{aligned} \quad (2)$$

with the stochastic differential infection rate  $\beta$ , a function of vaccination rate  $v$  and lock down intensity  $e$ . In Equation (1),  $r \in (0, 1)$  is a continuous discounting factor;  $S$  and  $I$  represent percentage of total population ( $N$ ) susceptible to and infected with COVID-19.  $R$  is the percentage of people removed from  $N$  where  $S + I + R = N$ .  $R$  includes people who got completely

recovered from COVID-19 and those people who passed away because of this pandemic. As  $S$ ,  $I$  and  $R$  are represented in terms of percentages therefore,  $N = 100$ . Furthermore, in Equation (1)  $u^* = (v^*, e^*)$  represents an optimal level of vaccination rate and lock-down intensity respectively. The coefficients  $\alpha_{ij}$  for all  $i = 1, 2$  and  $j = 1, 2, 3$  are determined by the overall cost functions with  $\alpha_{11} > 0$  (Rao, 2014). Finally,  $\mathcal{F}_0$  is the filtration process of the state variables  $S, I$  and  $R$  starting at time  $0 \in [0, t]$ . Hence,  $\mathbb{E}_0[\cdot] = \mathbb{E}[\cdot | S(0), I(0), R(0); \mathcal{F}_0]$  where  $S(0), I(0)$  and  $R(0)$  are the initial conditions.

In the System of Equations (2)  $\eta$  is the birth rate,  $1/[1 + \rho I(s)]$  is a measure of inhibition effect from the behavioral change of the susceptible individual,  $\kappa$  is the natural death rate,  $\zeta$  is the rate at which a recovered person loses immunity and returns to the susceptible class and  $\mu$  is the natural recovery rate.  $\sigma_1, \sigma_2$  and  $\sigma_3$  are assumed to be real constants and are defined as the intensity of stochastic environment and,  $B_1(s), B_2(s)$  and  $B_3(s)$  are standard one-dimensional Brownian motions (Rao, 2014). It is important to note that the system dynamics (2) is a very general case of a standard SIR model.  $S^*, I^*$  and  $R^*$  represent the steady state levels of the state variables in this system.

**Assumption 1.** *The following set of assumptions regarding the objective function is considered:*

- $\{\mathcal{F}_s\}$  takes the values from a set  $\mathcal{X} \subset \mathbb{R}^4$ .  $\{\mathcal{F}_s\}_{s=0}^t$  is an exogenous Markovian stochastic processes defined on the probability space  $(\mathcal{X}_\infty, \mathcal{F}_0, \mathcal{P})$  where,  $\mathcal{P}$  is the probability measure and  $\mathcal{X}_\infty$  is the functional state space where each function is coming from a smooth manifold.
- For all  $\{e(s), v(s), \beta(s), S(s), I(s), R(s)\}$ , there exists an optimal vaccination rate and lock-down intensity  $\{e^*(s), v^*(s)\}_{s=0}^t$ , with initial conditions  $\beta(0), S(0), I(0)$  and  $R(0)$ , which satisfy the stochastic dynamics represented by the equations (1) and (2) for all continuous time  $s \in [0, t]$ .
- The function  $\exp(-rs) [S(s) (\frac{1}{2}\alpha_{11}v^2(s) + \alpha_{12}v(s) + \alpha_{13}) + I(s) (\frac{1}{2}\alpha_{21}e^2(s) + \alpha_{22}e(s) + \alpha_{23})] + \beta(e(s), v(s))S(s)I(s)$  is uniformly bounded, continuous on both the state and control spaces and, for a given  $\{e(s), v(s), \beta(s), S(s), I(s), R(s)\}$ , they are  $\mathcal{P}$ -measurable.
- The function  $\exp(-rs) [S(s) (\frac{1}{2}\alpha_{11}v^2(s) + \alpha_{12}v(s) + \alpha_{13}) + I(s) (\frac{1}{2}\alpha_{21}e^2(s) + \alpha_{22}e(s) + \alpha_{23})] + \beta(e(s), v(s))S(s)I(s)$  is strictly convex with respect to the state and the control variables.
- There exists an  $\varepsilon > 0$  such that for all  $\{e(s), v(s), S(s), I(s), R(s)\}$ ,

$$\mathbb{E}_0 \left\{ \left[ \exp(-rs) [S(s) (\frac{1}{2}\alpha_{11}v^2(s) + \alpha_{12}v(s) + \alpha_{13}) + I(s) (\frac{1}{2}\alpha_{21}e^2(s) + \alpha_{22}e(s) + \alpha_{23})] + \beta(e(s), v(s))S(s)I(s) \right] \middle| \mathcal{F}_0 \right\} \geq \varepsilon.$$

Above assumption guarantees the integrability of the cost function.

**Definition 1.** *For an agent, the optimal state variables  $e^*(s), v^*(s), S^*(s), I^*(s)$  and,  $R^*(s)$  and their continuous optimal lock-down intensity  $e^*(s)$  and vaccination rate  $v^*(s)$  constitute a stochastic dynamic equilibrium such that for all  $s \in [0, t]$  the conditional expectation of the cost*

function is

$$\begin{aligned} & \mathbb{E}_0 \left\{ \left[ \exp(-rs) \left[ S^*(s) \left( \frac{1}{2} \alpha_{11} v^{*2}(s) + \alpha_{12} v^*(s) + \alpha_{13} \right) \right. \right. \right. \\ & \quad \left. \left. \left. + I^*(s) \left( \frac{1}{2} \alpha_{21} e^{*2}(s) + \alpha_{22} e^*(s) + \alpha_{23} \right) \right] + \beta(e^*(s), v^*(s)) S^*(s) I^*(s) \right] \Big| \mathcal{F}_0^* \right\} \\ & \leq \mathbb{E}_0 \left\{ \left[ \exp(-rs) \left[ S(s) \left( \frac{1}{2} \alpha_{11} v^2(s) + \alpha_{12} v(s) + \alpha_{13} \right) \right. \right. \right. \\ & \quad \left. \left. \left. + I(s) \left( \frac{1}{2} \alpha_{21} e^2(s) + \alpha_{22} e(s) + \alpha_{23} \right) \right] + \beta(e(s), v(s)) S(s) I(s) \right] \Big| \mathcal{F}_0 \right\}, \end{aligned}$$

with the dynamics explained in Equations (1) and (2), where  $\mathcal{F}_0^*$  is the optimal filtration starting at time 0 so that,  $\mathcal{F}_0^* \subset \mathcal{F}_0$ .

Define  $\mathbf{X}(s) = [\beta(s), S(s), I(s), R(s)]^T$  where  $T$  represents the transposition of a matrix such that the dynamic cost function is

$$\begin{aligned} c[u(s), \mathbf{X}(s)] = & \exp(-rs) \left[ S(s) \left( \frac{1}{2} \alpha_{11} v^2(s) + \alpha_{12} v(s) + \alpha_{13} \right) \right. \\ & \left. + I(s) \left( \frac{1}{2} \alpha_{21} e^2(s) + \alpha_{22} e(s) + \alpha_{23} \right) \right] + \beta(e(s), v(s)) S(s) I(s), \end{aligned}$$

where  $u(s) = [e(s), v(s)]^T$ . Furthermore, for continuous time  $s \in [0, t]$  define

$$M[\mathbf{X}(s)] = \inf_{\mathbf{X} \in \mathcal{X}} \mathbb{E}_0 \left\{ \int_0^t c[u(s), \mathbf{X}(s)] ds \Big| \mathcal{F}_0 \right\},$$

where  $\mathcal{X}$  is assumed to be a convex set of state variables.

In the following Proposition 1, we will prove the existence of a solution for dynamic cost minimization under complete and perfect information.

**Proposition 1.** *Let  $c$  be a dynamic quadratic cost function satisfying Assumption 1 and*

$$\liminf_{\mathbf{x} \rightarrow \infty} \frac{M[\mathbf{X}(s)]}{\mathbf{X}(s)} \geq 0.$$

*Then under perfect and complete information about the pandemic and for all  $\mathbf{X}(s) > 0$ , there exists a unique solution  $\mathbf{X}^*$  to the problem described in Equation (1).*

*Proof.* See the Appendix. □

**Remark 1.** *The condition  $\liminf_{\mathbf{x} \rightarrow \infty} M[\mathbf{X}(s)]/\mathbf{X}(s) \geq 0$  in the Proposition 1 looks strange at first but from the proof we know that it is a necessary condition for existence and uniqueness of the solution of Equation (1).*

## 2.2. Spread of the Pandemic

In this section, we are going to discuss the spread of COVID-19 due to social interactions and different levels of immunity levels among humans. We know the immune system is the best defense because it supports the body's natural ability to defend against pathogens such as viruses, bacteria, fungi, protozoan, and worms, and resists infections (Chowdhury et al., 2020). As long the immunity level of a human is properly functional, infections due to a pandemic like COVID-19 go unnoticed. There are three main types of immunity levels such as innate immunity (rapid response), adaptive immunity (slow response), and passive immunity (Chowdhury et al., 2020). To determine the interaction among people with different levels of immunity we

randomly consider a network of 30 people. Furthermore, we characterize the immunity levels among five categories as *very low*, *somewhat low*, *medium*, *somewhat high* and *very high*. The subcategories *somewhat high* and *very high* go under innate immunity and, subcategories *very low* and *somewhat low* go under adaptive immunity. We keep passive immunity as *medium* category. We did not subdivide this category under two types: natural immunity, received from the maternal side, and artificial immunity, received from medicine (Chowdhury et al., 2020) as it is beyond the scope of this paper. In Figure 1 we have created an Erdos-Renyi random network of 30 agents where deep magenta, light magenta, white, lighter green, and deep green represent an agent with *very low*, *somewhat low*, *medium*, *somewhat high* and *very high* respectively.

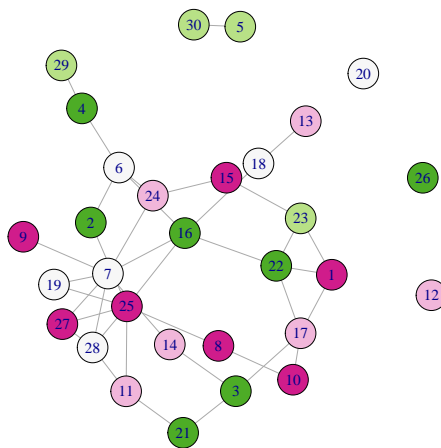


Fig 1: An Erdos-Renyi random network of 30 agents with five different immunity levels.

In Figure 1 let us consider the interaction of agent 25. According to our setting, this individual has the lowest level of immunity against the pandemic. As the information is perfect and complete everybody in the network has information about COVID-19. Agent 25 is connected with agents 2, 8, 11, 16, 19, 27 and 28 where agents 2 and 16 have the highest level of immunity system. Assume COVID-19 hits this network and agent 25 got infected. This person is going to be isolated from some of his adjacent ties, based on a probability-weighted by the level of dissimilarities among their immune systems. Furthermore, agent 25 would stay with some other non-adjacent agents. In Figure 2 we randomly remove the tie between agents 25 and 16 who are perfectly opposite in terms of their immune systems. On the other hand, in Figure 3 we randomly add a new tie of agent 25 with a previously nonadjacent agent 1. Intuitively, one can think about because of COVID-19, agents with similar immune systems tend to come closer.

The temperature takes an important role in spreading the pandemic. If the temperature is high, more people tend to come outside the home and interact. As a result, the spread of the disease would be faster. In order to see interactions between agents in a large network we choose an Erdos-Renyi random network with 100 agents where 21 agents have *very low*, 24 have *somewhat low*, 18 have *medium*, 20 have *somewhat high* and 17 have *very high* immunity systems respectively. Figure 4 shows this type of network where agents are connected and disconnected randomly over time based on probabilities weighted by dissimilar immunity levels and temperature of that region.



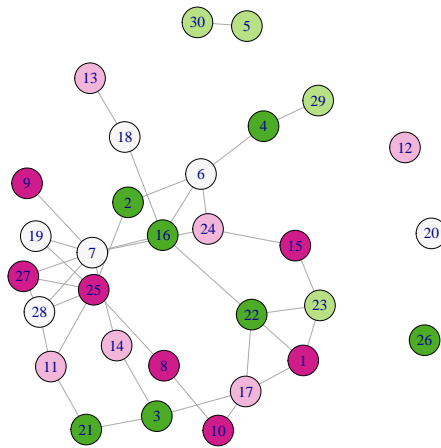


Fig 2: Tie between agents 16 and 25 is removed randomly.

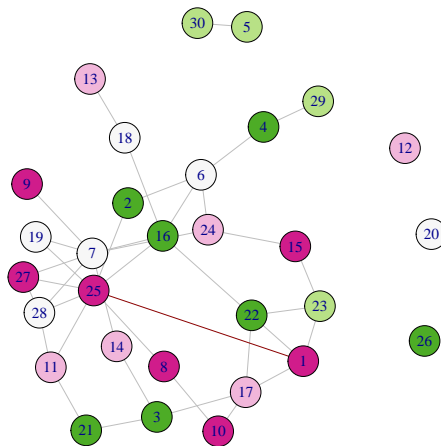


Fig 3: Tie between agents 1 and 25 is added randomly.

To create Figure 4 an abstract notion of time is used. Here edges are selected randomly for updating assuming that time has some passage between each update. Firstly, the updating function starts with a list of objects that would be used to store an updated network (Luke, 2015; Polansky and Pramanik, 2021). Then inside a loop a random node is selected, and the update function is called when an existing edge is removed, and a new edge is added. This procedure has two limitations. First, the loop can be replaced by a vectorized function and in each step, this update function stores the entire network which results in very large objects being returned (Hua, Polansky and Pramanik, 2019; Luke, 2015; Pramanik, 2016). In Figure 5 we update this large network 1000 times. Before starting the updating process we assume this random network would be more homophilous over time as the updates of edges are partially

driven by the similarity of the immunity levels between two agents.

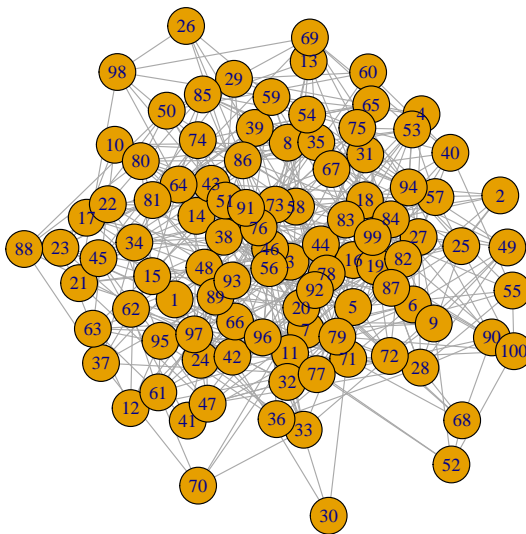


Fig 4: An Erdos-Renyi random network of 100 agents with five different immunity levels.

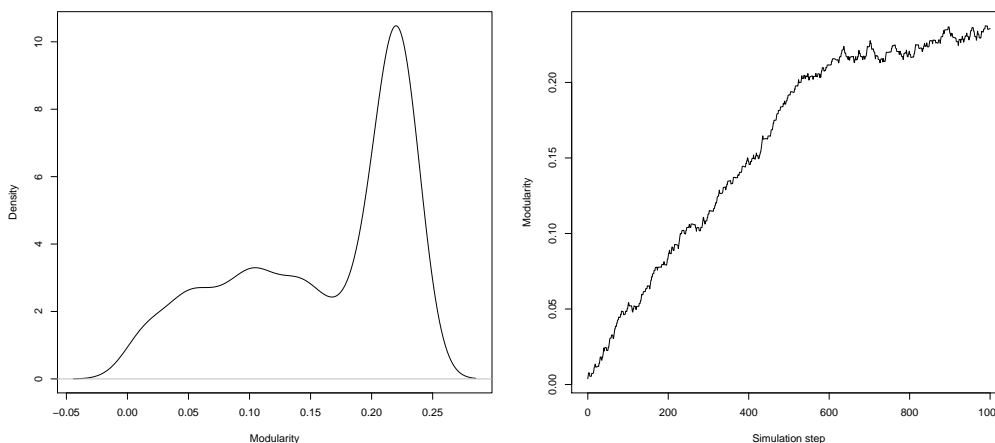


Fig 5: An Erdos-Renyi random network of 100 agents with 1000 updates.

The right panel of Figure 5 shows that modularity is lower at the starting network compared to the final network with 1000 updates whereas the left panel shows the density of this infection network. Intuitively, one might think about after the first incidence of the pandemic a greater part of the network is segregated. Higher modularity at the end implies edges between vertices of similar immunity levels are more likely than edges between different immunity levels.

Based on the above discussions we are going to construct a stochastic differential equation of the transmission rate of the pandemic  $\beta$ . Consider an Erdos-Renyi random network with the total number of vertices  $V$  and edges  $\mathcal{E}$  such that the graph is denoted as  $G(V, \mathcal{E})$ . Let  $A(s)$  be



the adjacency matrix with each element  $a_{m_1 m_2}$  for agent  $m_1$  and  $m_2$ . We define the modularity of this network as

$$\mathcal{Q} := \frac{1}{2\mathcal{E}} \sum_{m_1, m_2} \left[ a_{m_1 m_2} - \frac{b_{m_1} b_{m_2}}{2\mathcal{E}} \right] \delta(c_{m_1}, c_{m_2}),$$

where  $b_{m_i}$  is the degree of the vertex  $m_i$  (i.e. agent  $m_i$ ) for all  $i = 1, 2$ ,  $c_{m_i}$  is the community corresponding to  $m_i$  with Kronecker delta function  $\delta(\cdot, \cdot)$  such that if two different communities merge,  $\delta$  takes the value of 1. As we know, higher temperature increases the transmission rate and, higher lock-down intensity and vaccination rate reduce the transmission rate, the stochastic differential equation is

$$d\beta(s) = \mathcal{Q}I(s) [\beta_0 T(s) + \beta_1 M[1 - e(s)]^{\theta_1} - \beta_2 v^{\theta_2}(s)] ds + \sigma_4[\beta(s) - \beta^*] M dB_4(s), \quad (3)$$

where  $\beta \in (0, 1)$  are coefficients,  $\theta_l > 1$  for all  $l = 1, 2$  make the transmission function  $\beta(v, e)$  a convex function of  $e$  and  $v$ . Moreover,  $\beta_0$  is the minimum level of infection risk produced if only the essential activities are open,  $\beta_1$  is the increment in the level of infection,  $\beta_2$  is the reduction in the level of infection due to vaccination,  $M$  is fine particulate matter ( $PM_{2.5} > 12\mu g/m^3$ ) which is an air pollutant and have significant contribution to degrade a person's health,  $\sigma_4$  is a known diffusion coefficient infection dynamics and  $dB_4(s)$  is a one-dimensional standard Brownian motion of  $\beta(e, v)$  with steady state at  $\beta^*$  and  $T(s)$  is the temperature in that region at time  $s$ .

### 2.3. Stochastic SIR Dynamics

For a complete probability space  $(\mathcal{X}_\infty, \mathcal{F}_0, \mathbb{P})$  with filtration starting from  $\{\mathcal{F}_s\}_{0 \leq s \leq t}$ , let  $\mathbf{X}(s) = [\beta(s), S(s), I(s), R(s)]^T$  with  $L^2$ -norm  $\|\mathbf{X}(s)\|_2 = \sqrt{\beta^2(s) + S^2(s) + I^2(s) + R^2(s)}$ . Let  $C^{2,1}(\mathbb{R}^4 \times (0, \infty), \mathbb{R}_+)$  be a family of all non-negative functions  $\mathbf{Z}(s, \mathbf{X})$  defined on  $\mathbb{R}^4 \times (0, \infty)$  so that they are twice continuously differentiable in  $\mathbf{X}$  and once in  $s$ . Define a differential operator  $\mathfrak{D}$  associated with 4-dimensional stochastic differential equation explained in the system of Equations (2) and (3) as

$$d\mathbf{X}(s) = \boldsymbol{\mu}(s, u, \mathbf{X}) ds + \boldsymbol{\sigma}(s, \mathbf{X}) dB(s), \quad (4)$$

so that

$$\mathfrak{D} = \frac{\partial}{\partial s} + \sum_{j=1}^4 \boldsymbol{\mu}_j(s, u, \mathbf{X}) \frac{\partial}{\partial X_j} + \frac{1}{2} \sum_{j=1}^4 \sum_{j'=1}^4 \left[ [\boldsymbol{\sigma}^T(s, \mathbf{X}) \boldsymbol{\sigma}(s, \mathbf{X})]_{jj'} \frac{\partial^2}{\partial X_j \partial X_{j'}} \right],$$

where

$$\boldsymbol{\mu} = \begin{bmatrix} \eta N(s) - \beta(e, v) \frac{S(s)I(s)}{[1+\rho I(s)]+\eta N(s)} - \kappa S(s) - v(s) + \zeta R(s) \\ \beta(e, v) \frac{S(s)I(s)}{[1+\rho I(s)]+\eta N(s)} - (\mu + \kappa)I(s) - e(s) \\ \mu v(s)I(s) - [\kappa + \zeta]e(s)R(s) \\ \mathcal{Q}I(s) [\beta_0 T(s) + \beta_1 M[1 - e(s)]^{\theta_1} - \beta_2 v^{\theta_2}(s)] \end{bmatrix}$$

and,

$$\boldsymbol{\sigma} = \begin{bmatrix} \sigma_1(S - S^*) & 0 & 0 & 0 \\ 0 & \sigma_2(I - I^*) & 0 & 0 \\ 0 & 0 & \sigma_3(R - R^*) & 0 \\ 0 & 0 & 0 & \sigma_4(\beta - \beta^*)M \end{bmatrix}.$$

If the differential operator  $\mathfrak{D}$  operates on a function  $\mathcal{Z} \in C^{2,1}(\mathbb{R}^4 \times (0, \infty); \mathbb{R}_+)$ , such that

$$\mathfrak{D}\mathcal{Z}(s, \mathbf{X}) = \frac{\partial}{\partial s}\mathcal{Z}(s, \mathbf{X}) + \boldsymbol{\mu}(s, u, \mathbf{X}) \frac{\partial}{\partial \mathbf{X}}\mathcal{Z}(s, \mathbf{X}) + \frac{1}{2} \text{trace} \left\{ \boldsymbol{\sigma}^T(s, \mathbf{X}) \left[ \frac{\partial^2}{\partial X^T \partial X} \mathcal{Z}(s, \mathbf{X}) \right] \boldsymbol{\sigma}(s, \mathbf{X}) \right\}, \quad (5)$$

where  $\text{T}$  represents a transposition of a matrix.

**Assumption 2.** For  $t > 0$ , let  $\boldsymbol{\mu}(s, u, \mathbf{X}) : [0, t] \times [0, 1]^2 \times \mathbb{R}^4 \rightarrow \mathbb{R}$  and  $\boldsymbol{\sigma}(\mathbf{X}) : \mathbb{R}^4 \rightarrow \mathbb{R}$  be some measurable function and, for some positive constant  $K_0$ ,  $\mathbf{X} \in \mathbb{R}^4$  we have linear growth as

$$|\boldsymbol{\mu}(s, u, \mathbf{X})| + |\boldsymbol{\sigma}(\mathbf{X})| \leq K_0(1 + |\mathbf{X}|),$$

such that, there exists another positive, finite, constant  $K_1$  and for a different state variable vector  $\tilde{\mathbf{X}}$  such that the Lipschitz condition,

$$|\boldsymbol{\mu}(s, u, \mathbf{X}) - \boldsymbol{\mu}(s, u, \tilde{\mathbf{X}})| + |\boldsymbol{\sigma}(\mathbf{X}) - \boldsymbol{\sigma}(\tilde{\mathbf{X}})| \leq K_1 |\mathbf{X} - \tilde{\mathbf{X}}|,$$

$\tilde{\mathbf{X}} \in \mathbb{R}^4$  is satisfied and

$$|\boldsymbol{\mu}(s, u, \mathbf{X})|^2 + |\boldsymbol{\sigma}(\mathbf{X})|^2 \leq K_1^2(1 + |\tilde{\mathbf{X}}|^2).$$

**Assumption 3.** Assume  $(\mathcal{X}_\infty, \mathcal{F}_0, \mathcal{P})$  is a stochastic basis where the filtration  $\{\mathcal{F}_s\}_{0 \leq s \leq t}$  supports a 4-dimensional Brownian motion  $\mathbf{B}(s) = \{\mathbf{B}(s)\}_{0 \leq s \leq t}$ .  $\mathcal{F}_0$  is the collection of all  $\mathbb{R}$ -values progressively measurable process on  $[0, t] \times \mathbb{R}^4$  and the subspaces are

$$\mathbb{F}^2 := \left\{ \mathbf{X} \in \mathcal{F}_0; \mathbb{E}_0 \int_0^t |\mathbf{X}(s)|^2 ds < \infty \right\}$$

and,

$$\mathbb{S}^2 := \left\{ \mathbf{X} \in \mathcal{F}_0; \mathbb{E}_0 \sup_{0 \leq s \leq t} |\mathbf{X}(s)|^2 < \infty \right\},$$

where  $\mathcal{X}_\infty$  is a Borel  $\sigma$ -algebra and  $\mathcal{P}$  is a probability measure (Carmona, 2016). Furthermore, the 4-dimensional Brownian motion corresponding to the vector of state variables in this system is defined as

$$\mathbf{B} := \left\{ \mathbf{X} \in \mathcal{F}_0; \sup_{0 \leq s \leq t} |\mathbf{X}(s)| < \infty; \mathcal{P} - a.s. \right\}.$$

**Proposition 2.** Consider a small continuous time interval  $[s, \tau] \in (0, t)$ . Also assume the left hand side of the Equation (5) is zero and  $\mathcal{Z}$  solves the Cauchy problem (5) with terminal condition  $\mathcal{Z}(\tau, \mathbf{X}) = \Phi(\mathbf{X})$ . Let pandemic state variables  $\mathbf{X}$  follows the stochastic differential equation (4) such that

$$\boldsymbol{\sigma}(s, \mathbf{X}) \frac{\partial}{\partial \mathbf{X}} \mathcal{Z}(s, \mathbf{X}) \in L^2, \text{ for all } s \leq \tau, \mathbf{X} \in \mathbb{R}^4,$$

then  $\mathcal{Z}$  has the stochastic Feynman-Kac representation

$$\mathcal{Z}(s, \mathbf{X}) = \mathbb{E}_s[\Phi(\mathbf{X}(\tau))].$$

*Proof.* See the Appendix. □

**Proposition 3.** If Assumptions 2 holds then under complete information about the pandemic and for continuous  $s \in [0, t]$  the pandemic dynamics expressed in Equation (4) has a strong unique solution.

*Proof.* See the Appendix. □

**Proposition 4.** Let the initial state variable of SIR model with stochastic infection  $\mathbf{X}(0) \in \mathbf{L}^2$  is independent of Brownian motion  $\mathbf{B}(s)$  and the drift and diffusion coefficients  $\boldsymbol{\mu}(s, u, \mathbf{X})$  and  $\boldsymbol{\sigma}(s, \mathbf{X})$  respectively follow Assumptions 2 and 3. Then the pandemic dynamics in Equation (4) is in space of the real valued process with filtration  $\{\mathcal{F}_s\}_{0 \leq s \leq t}$  and this space is denoted by  $\mathcal{F}_0$ . Moreover, for some finite constant  $c_0 > 0$ , continuous time  $s \in [0, t]$  and Lipschitz constants  $\boldsymbol{\mu}$  and  $\boldsymbol{\sigma}$ , the solution satisfies,

$$\mathbb{E} \sup_{0 \leq s \leq t} |\mathbf{X}(s)|^2 \leq c_0(1 + \mathbb{E}|\mathbf{X}(0)|^2) \exp(c_0 t). \quad (6)$$

*Proof.* See the Appendix.  $\square$

Propositions 2-4 tell us about the uniqueness and measurability of the system of stochastic SIR dynamics with infection dynamics. It is important to know that we assume the information available regarding the pandemic is complete and perfect and that all the agents in the system are risk-averse. Therefore, once a person in a community gets infected by COVID-19, everybody gets information immediately and that agent becomes isolated from the rest.

## 2.4. Main Results

An agent's objective is to minimize the quadratic cost function expressed in Equation (1) subject to the dynamic system represented by the equations (2) and (3). Following Pramanik (2020) the quantum Lagrangian of an agent in this pandemic environment is

$$\mathcal{L}(s, u, \mathbf{X}) := \mathbb{E}_s\{c[u(s), \mathbf{X}(s)] + \lambda[\boldsymbol{\mu}(s, u, \mathbf{X})ds + \boldsymbol{\sigma}(s, \mathbf{X})d\mathbf{B}(s) - \Delta\mathbf{X}]\}, \quad (7)$$

where  $\Delta\mathbf{X} = \mathbf{X}(s+\varepsilon) - \mathbf{X}(s)$  for all  $\nu \in [s, s+\varepsilon]$ ,  $\varepsilon \downarrow 0$  and  $\mathbb{E}_s[\cdot] := \mathbb{E}[\cdot | \mathbf{X}(s), \mathcal{F}_s]$ . In Equation (7)  $\lambda > 0$  is a time-independent quantum Lagrangian multiplier. At the time  $s$  an agent can predict the severity of the pandemic based on all information available regarding state variables at that time; moreover, throughout interval  $[s, s + \varepsilon]$  the agent has the same conditional expectation which ultimately gets rid of the integration.

**Proposition 5.** *For any two different immunity groups, if the probability measures of getting affected by the pandemic are  $\mathcal{P}_1$  and  $\mathcal{P}_2$  respectively on  $H \in (\mathcal{X}_\infty, \mathcal{P}, \mathcal{F}_0)$  so that the total variation difference between  $\mathcal{P}_1$  and  $\mathcal{P}_2$  is*

$$\|\mathcal{P}_1 - \mathcal{P}_2\|_{tv} = \sup\{|\mathcal{P}_1(\mathcal{L}) - \mathcal{P}_2(\mathcal{L})|; \text{ for all } \mathcal{L} \in H\} \quad (8)$$

$$= 1 - \sup_{\eta \leq \mathcal{P}_1, \mathcal{P}_2} \eta(H) \quad (9)$$

$$= 1 - \inf \sum_{k=1}^K [\mathcal{P}_1(B_k) \wedge \mathcal{P}_2(B_k)], \quad (10)$$

where  $B_k \subset H$  so that  $\bigcap_{k=1}^K B_k = \emptyset$  for all  $k \in [1, K]$  and  $K \geq 1$ .

*Proof.* See the Appendix.  $\square$

**Remark 2.** *In Proposition 5  $B_k$  is a set of communities of agents such that no two of them never socially interact. Furthermore, Proposition 5 tells us that if the same variant of COVID-19 hits a community with two agents differed by their immunities, total variation of infection is the supremum of two infection probabilities of their quantum Lagrangians.*

**Proposition 6.** *Suppose, the domain of the quantum Lagrangian  $\mathcal{L}$  is non-empty, convex and compact denoted as  $\tilde{\Xi}$  such that  $\tilde{\Xi} \subset \mathcal{U} \times \mathcal{X} \subset \mathbb{R}^6$ . As  $\mathcal{L} : \tilde{\Xi} \rightarrow \tilde{\Xi}$  is continuous, then there exists a vector of state and control variables  $\bar{Z}^* = [v^*, e^*, \beta^*, S^*, I^*, R^*]^T$  in continuous time  $s \in [0, t]$  such that  $\mathcal{L}$  has a fixed-point in Brouwer sense, where  $T$  denotes the transposition of a matrix.*

*Proof.* See the Appendix.  $\square$

**Theorem 1.** *Consider an agent's objective is to minimize  $M[\mathbf{X}(s)]$  subject to the stochastic dynamic system explained in the Equation (4) such that the Assumptions 1-3 and Propositions 1-6 hold. For a  $C^2$ -function  $\tilde{f}(s, \bar{Z})$  and for all  $s \in [0, t]$  there exists a function  $g(s, \mathbf{X}) \in C^2([0, t] \times \mathbb{R}^4)$  such that  $\tilde{Y} = g(s, \mathbf{X})$  with an Itô process  $\tilde{Y}$  optimal "lock-down" intensity  $e^*$  and vaccination rate  $v^*$  are the solutions*

$$-\frac{\partial}{\partial u} \tilde{f}(s, \bar{Z}) \Psi_s^T(\mathbf{X}) = 0, \quad (11)$$

where  $\Psi_s^\tau$  is some transition wave function in  $\mathbb{R}^4$ .

*Proof.* See the Appendix.  $\square$

**Remark 3.** Proposition 6 tells us that this pandemic system has a Brouwer fixed point  $\bar{Z}^*$  and as information is perfect and complete, for a given  $g(s, \mathbf{X})$ , this fixed point is unique. Theorem 1 helps us to determine those fixed points. Since we are assuming feedback controls, once we obtain a steady state  $\bar{Z}^*$ ,  $u^*$  is automatically achieved.

### 3. Computation

Theorem 1 determines the solution of an optimal *lock-down* intensity and *vaccination* rate for a generalized stochastic pandemic system. Consider a function  $g(s, \mathbf{X}) \in C^2([0, t] \times \mathbb{R}^4)$  such that (Rao, 2014),

$$g(s, \mathbf{X}) = [s\beta - 1 - \ln(\beta)] + [sS - 1 - \ln(S)] + [sI - 1 - \ln(I)] + [sR - 1 - \ln(R)],$$

with  $\partial g/\partial s = S + I + R + \beta$ ,  $\partial g/\partial x_i = s - 1/x_i$ ,  $\partial^2 g/\partial x_i^2 = -1/x_i^2$  and  $\partial^2 g/\partial x_i \partial x_j = 0$ , for all  $i \neq j$  where  $x_i$  is  $i^{\text{th}}$  state variable of  $\mathbf{X}$  for all  $i = 1, \dots, 4$  and  $\ln$  stands for natural logarithm. In other words,  $x_1 = \beta$ ,  $x_2 = S$ ,  $x_3 = I$  and  $x_4 = R$ . Therefore,

$$\begin{aligned} \tilde{f}(s, \bar{Z}) &= \exp(-rs) [S (\frac{1}{2}\alpha_{11}v^2 + \alpha_{12}v + \alpha_{13}) + I (\frac{1}{2}\alpha_{21}e^2 + \alpha_{22}e + \alpha_{23})] + \beta SI \\ &+ [s\beta - 1 - \ln(\beta)] + [sS - 1 - \ln(S)] + [sI - 1 - \ln(I)] + [sR - 1 - \ln(R)] + (\beta + S + I + R) + \left(s - \frac{1}{\beta}\right) \\ &\times \mathcal{Q}I [\beta_0 T + \beta_1 M(1 - e)^{\theta_1} - \beta_2 v^{\theta_2}] + \left(s - \frac{1}{S}\right) \left\{ \eta N - \frac{\beta SI}{(1 + \rho I) + \eta N} - \kappa S - v + \zeta R \right\} \\ &+ \left(s - \frac{1}{I}\right) \left\{ \frac{\beta SI}{(1 + \rho I) + \eta N} - (\mu + \kappa)I - e \right\} + \left(s - \frac{1}{R}\right) [\mu v I - (\kappa + \zeta)eR] \\ &\quad - \frac{1}{2} \left\{ \sigma_1(S - S^*)\frac{1}{S^2} + \sigma_2(I - I^*)\frac{1}{I^2} + \sigma_3(R - R^*)\frac{1}{R^2} + \sigma_4(\beta - \beta^*)\frac{1}{\beta^2} \right\}. \end{aligned}$$

To satisfy Equation (20), either  $\frac{\partial \tilde{f}}{\partial u} = 0$  or  $\Psi_s^\tau = 0$ . As  $\Psi_s^\tau$  is a wave function, it cannot be zero. Therefore,  $\frac{\partial \tilde{f}}{\partial u} = 0$  for all  $u = \{e, v\}$ . Therefore, for  $\theta_1 = 2$  the lock-down intensity is,

$$e^* = \frac{A_2 + A_3}{A_1 + A_2},$$

where  $A_1 = \exp(-rs)I\alpha_{21}$ ,  $A_2 = 2\mathcal{Q}I\beta_1 M \left(s - \frac{1}{\beta}\right)$  and  $A_3 = \left(s - \frac{1}{I}\right) + R \left(s - \frac{1}{R}\right) (\kappa + \zeta) - \exp(-rs)I\alpha_{22}$ . On the other hand, for  $\theta_2 = 2$  the vaccination rate is,

$$v^* = \frac{B_3}{B_1 - B_2},$$

where  $B_1 = \exp(-rs)S\alpha_{11}$ ,  $B_2 = 2\mathcal{Q}I\beta_2 \left(s - \frac{1}{\beta}\right)$  and  $B_3 = \left(s - \frac{1}{S}\right) - \mu I \left(s - \frac{1}{R}\right) - \exp(-rs)S\alpha_{12}$  so that  $B_1 > B_2$ .

#### 3.1. Simulation Studies

Values from Table 1 have been used to perform simulation studies. These values and initial state variables are obtained from Caulkins et al. (2021) and Rao (2014). We did simulate the

stochastic SIR model 100 times with different diffusion coefficients. Figure 6 assumes  $\sigma_1 = 0.1$ ,  $\sigma_2 = 0.06$  and  $\sigma_3 = 0.12$ .

TABLE 1  
Parametric values taken from *Caulkins et al. (2021)* and *Rao (2014)*.

Parameter values and initial state variable values.		
Variable	Value	Description
$\eta$	0.001	Birth-rate
$\beta$	1	Initial infection
$\beta_0$	0	Minimal level of infection
$\beta_1$	0.2	Increment in the level of infection
$\beta_3$	0.2	Reduction in the level of infection due to vaccination
$e(0)$	1	Initial lock-down intensity
$\kappa$	0.2	Death-rate
$\zeta$	0.001	Rate by which recovered get susceptible again
$\mu$	0.3	Natural recovery rate
$\rho$	0.5	Psychological or inhibitory coefficient
$\theta_l$	2	Convexity coefficient of transmission function
$M$	12.5	Fine particulate matter
$\mathcal{Q}$	0.5	Modularity of network
$S(0)$	99.8	Initial susceptible population
$I(0)$	0.1	Initial infected population
$R(0)$	0.1	Initial recovered population
$v$	0.674	Stable fully vaccination rate
$\alpha_{ij}$	$\frac{1}{3}$	Coefficients of cost function

Since the diffusion coefficients are relatively high, we can see more fluctuations. To observe the behavior of each of the susceptible (S), infected (I), and recovered (R) curves we construct Figures 7-8. In these figures,  $X_1$ ,  $X_2$ , and  $X_3$  curves represent S, I, and R respectively. When the diffusion coefficients are low then all three curves have a downward pattern as in Figure 7. Once these coefficients increased to  $\sigma_1 = 0.1$ ,  $\sigma_2 = 0.06$  and  $\sigma_3 = 0.12$ , the  $X_2$  curve in Figure 8 starts to behave ergodically, while  $X_1$  and  $X_3$  keep their downward trends with more fluctuations. Figures 9 and 10 represent the behavior of optimal lock-down intensity and vaccination rate over time. Our model says, under higher volatility of the pandemic the vaccination rate is increasing over time because people are *risk-averse* and the information regarding this disease *perfect* and *complete*.

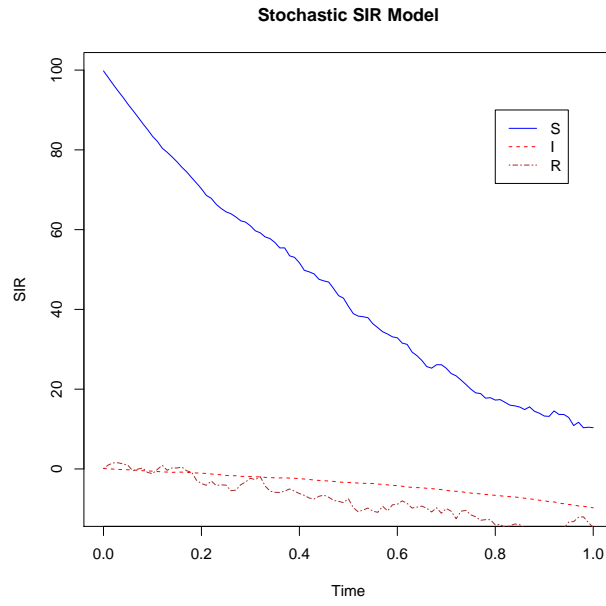


Fig 6: SIR model with higher volatility.

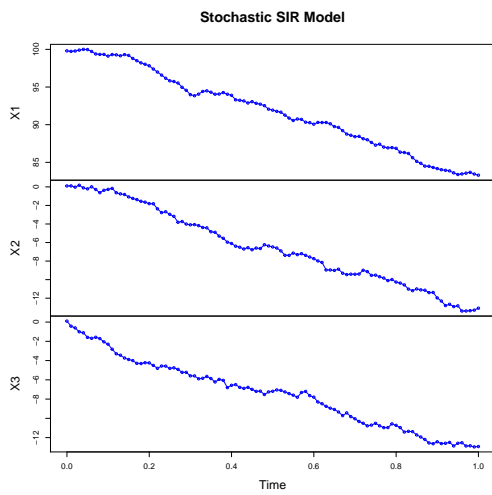


Fig 7: Model with  $\sigma_1 = 0.05$ ,  $\sigma_2 = 0.01$  and  $\sigma_3 = 0.03$ .

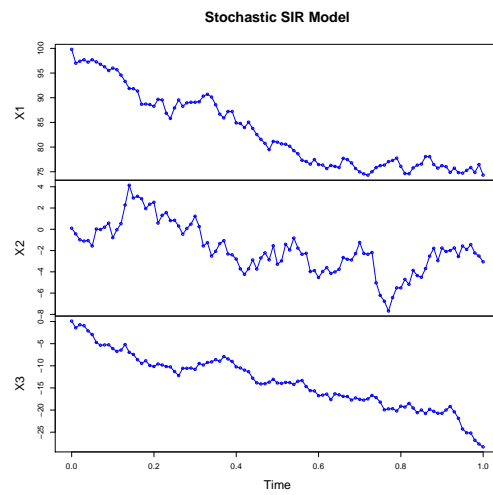


Fig 8: Model with  $\sigma_1 = 0.1$ ,  $\sigma_2 = 0.06$  and  $\sigma_3 = 0.12$ .



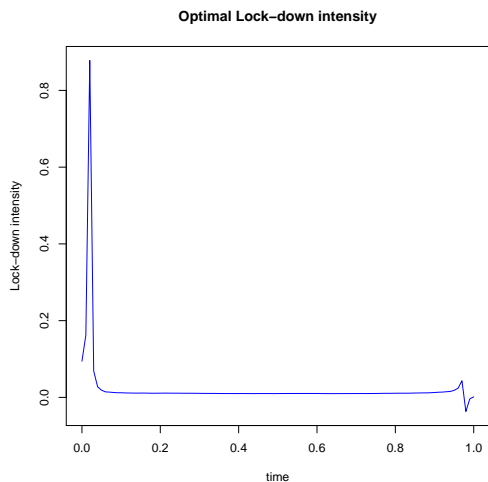


Fig 9: Lock-down with diffusion coefficients  $\sigma_2 = 0.06$  and  $\sigma_3 = 0.12$ .

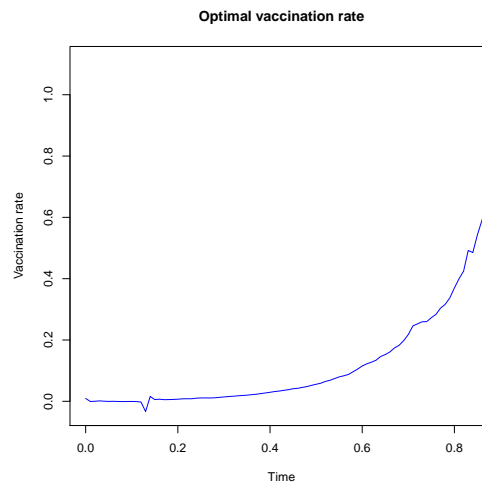


Fig 10: Vaccination with  $\sigma_1 = 0.1$ ,  $\sigma_2 = 0.06$  and  $\sigma_3 = 0.12$ .

On the other hand, under  $\sigma_2 = 0.06$  and  $\sigma_3 = 0.12$  figure 9 implies initially people did not know about the severity of the disease, and therefore, they come outside their homes and work. Slowly they become afraid of being infected and stopped going out and finally, very close to the terminal point the intensity increased because of the high vaccination rate (i.e. Figure 10).

### 3.2. Real data analysis

In this section we determine the parametric values from UK data at the beginning of 2021 (Office for National Statistics, 2021; Steel and Donnarumma, 2021). The initial conditions of susceptibility, infection and recovery are taken at the beginning of 2021 (i.e. early January) when a post-Christmas spike of infection took place and the vaccination had just begun (Maciejowski et al., 2022). Therefore,  $S(0) = 84.19$ ,  $I(0) = 1.89$  and  $R(0) = 13.82$ . The values of the initial conditions are derived from the *Office for National Statistics* (Office for National Statistics, 2021) by summing over England, Wales, Scotland, and Northern Ireland and averaging over two months 10 December 2020 to 6 January 2021 and, 7 January to 3 February 2021. Moreover, initial condition of recovery is calculated by using the formula  $R(0) = 100 - S(0) - I(0)$ . The estimate of death rate  $\kappa = 0.01$  is determined by dividing the cumulative number of deaths up to 14 January 2021 by the estimated number in the recovered category (Maciejowski et al., 2022). The birthrate ( $\eta$ ) at this point of time in the UK is 0.0558, the initial *lock down intensity*  $e(0) = 0.75$ , the vaccination rate with first and second doses are 0.0291 and 0.00557 respectively. Since throughout this paper we consider only the full vaccination rate, we are going to use  $v = 0.00557$ . We assume the total population of the UK at that time was 67.22 million. We also determine increment in the level of infection  $\beta_1 = 0.536$  under the assumption of  $\beta_1 = \beta_2$ ,  $\sigma_2 = 0.08557$  and the rate at which recovered agent gets susceptible again  $\zeta = 0.000152$  (Office for National Statistics, 2021). For the other parameter values, we are going to use Table 1.

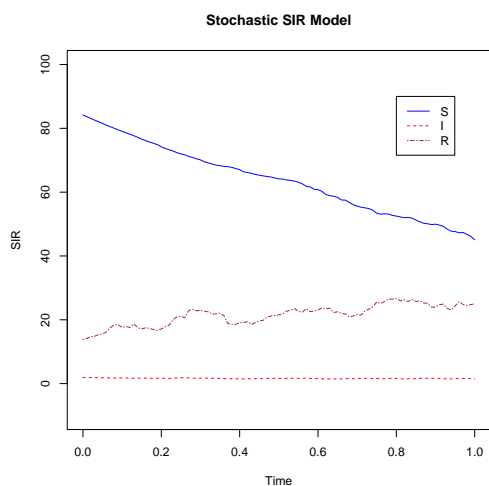


Fig 11: SIR Model of UK data with  $\sigma_1 = 0.05$ ,  $\sigma_2 = 0.08557$  and  $\sigma_3 = 0.12$ .

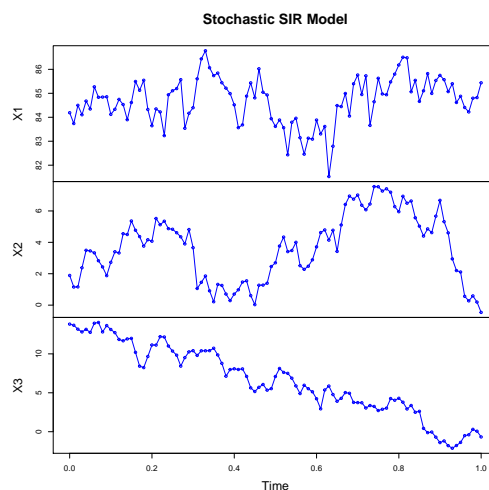


Fig 12: SIR Model with magnified  $S(X1)$ ,  $I(X2)$  and  $R(X3)$  with  $\sigma_1 = 0.05$ ,  $\sigma_2 = 0.08557$  and  $\sigma_3 = 0.12$ .

To generate figures 11-14 we consider first 100 days of 2021 starting from January 1. Then we convert this time interval between 0 and 1. Figures 11-12 describe the stochastic SIR model at the beginning of 2021. Furthermore, figure 12 magnifies each of stochastic susceptible ( $X1$ ), infected ( $X2$ ) and recovered ( $X3$ ) curves.  $X2$  curve does not have any pattern because of the high volatility of UK data (i.e.  $\sigma_2 = 0.08557$ ) which is consistent with the simulation in figure 8. Although the susceptible curve has a downward trend in both figures 7 and 11, further magnification of the behavior leads us to more volatility as explained by curve  $X1$  in figure 12. The stochastic recovery curve shows a similar pattern to the theoretical results.

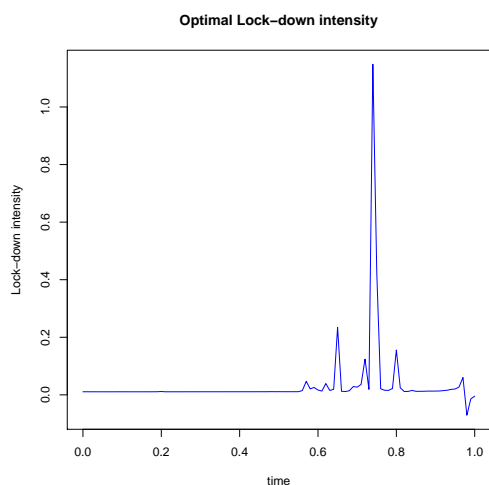


Fig 13: Optimal lock-down of UK data for first 100 days of 2021 with diffusion coefficient  $\sigma_2 = 0.08557$ .

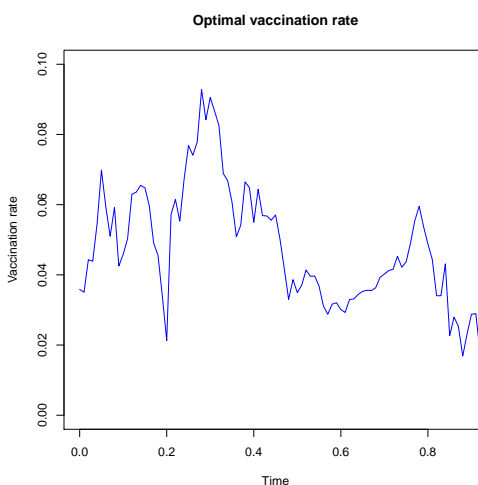


Fig 14: Optimal vaccination rate of UK data for first 100 days of 2021 with diffusion coefficient  $\sigma_2 = 0.08557$ .

Optimal lock-down intensity curves in figures 9 and 13 show similar trend between days 1 and 50. After 50<sup>th</sup> day the intensity curve in figure 13 becomes more ergodic and shows a spike between days 70 and 80. This tells us that although every agent in the COVID-19 environment has perfect and complete information about the pandemic, after a certain point in time they

want to leave the house probably to purchase necessary items or just because of some social interactions. Contrarily, optimal vaccination rate curves presented in figures 10 and 14 are quite different in character. The curve in figure 10 shows an upward trend in vaccination rate, while the curve in figure 14 does not show any trend. As we take the UK data at the beginning of 2021, the infection and death rates have a huge spike. Furthermore, since at that time new vaccines are coming slowly into the economy, people have less confidence in them, and this leads to an unstable trend toward optimal vaccination rate.

#### 4. Conclusion

In this paper, a stochastic pandemic SIR model with a non-linear incidence rate  $\beta SI/(1 + \rho I + \eta N)$  and a stochastic dynamic infection rate is considered. We use a Feynman-type path integral approach to obtain optimal lock-down intensity and vaccination rate because simulating an HJB equation is almost impossible due to the curse of dimensionality (Polansky, Pramanik and van Veenendaal; Pramanik, 2021c,d). The main aspect of this study lies in the aspect of the existence of global stability and uniqueness of the control variables when the information is *perfect* and *complete*. Furthermore, we can show the existence of a contraction mapping point in the Brouwer sense.

To determine the infection dynamics, we have divided the immunity level into five sub-categories such as *very low*, *somewhat low*, *medium*, *somewhat high* and *very high*. We have used Erdos-Renyi random graph model to investigate the infection rate among agents with different levels. We have minimized an agent's cost of COVID-19 subject to a stochastic SIR and infection dynamics. By utilizing a Feynman-type path integral approach we determine a Fokker-Plank type equation and obtain an optimal lock-down intensity and vaccination rate. We also did some simulation studies based on the parameters in Caulkins et al. (2021) and Rao (2014). Since we assume all agents in the pandemic environment are risk averse, the optimal lock-down intensity went up at the beginning of our time interval and then came very close to zero (Ahamed, 2021a,b,c, 2022). The reason behind this is that due to the availability of *perfect* and *complete* information an individual does not want to go out and gets infected by this pandemic. At the end of our time of the study, we observe that lock-down intensity is slightly improved although the optimal vaccination rate has increased over the time interval we have studied.

Data analysis tells us that, although people are risk averse to COVID-19, after a certain point of time they come out of their homes to do social interaction probably because of the necessity to purchase food or some other important items. As of the beginning of 2021, the incidence of COVID-19 has experienced a spike, with the new incidence of vaccines people have less faith in medicines. This leads to an unprecedented movement of *optimal vaccination rate* in the first 100 days of that year.

#### Appendix

##### *Proof of Proposition 1*

For  $M[\mathbf{X}(s)] \in (0, \infty)$  let  $\{\mathbf{X}_n\}_{n \geq 1}$  be a minimizing sequence in the convex set  $\mathcal{X}$  so that,

$$\lim_{n \rightarrow \infty} \mathbb{E}_0 \left\{ \int_0^t c[u(s), \mathbf{X}_n(s)] ds \middle| \mathcal{F}_0 \right\} = M[\mathbf{X}(s)] > 0.$$

By compactness theorem A.3.5 in [Pham \(2009\)](#) there exists a convex combination  $\tilde{\mathbf{X}}_n(s) \in \text{conv}(\mathbf{X}_n, \mathbf{X}_{n+1}, \dots) \in \mathcal{X}$  so that  $\tilde{\mathbf{X}}_n(s) \xrightarrow{a.s.} \mathbf{X}^*$ . As  $\{\mathbf{X}_n\}_{n \geq 1}$  is a minimizing sequence hence,  $\mathbf{X}^* \in \mathcal{X}$ . Convexity of the cost function implies

$$\lim_{n \rightarrow \infty} \mathbb{E}_0 \left\{ \int_0^t c[u(s), \tilde{\mathbf{X}}_n(s)] ds \middle| \mathcal{F}_0 \right\} = M[\mathbf{X}(s)] > 0.$$

Above condition and convexity of  $c$  implies  $\inf_n \mathbb{E}_0 \left\{ \int_0^t c[u(s), \tilde{\mathbf{X}}_n(s)] ds \middle| \mathcal{F}_0 \right\} > 0$ . Therefore, optimality of  $\mathbf{X}(s)$  i.e.

$$\mathbb{E}_0 \left\{ \int_0^t c[u(s), \mathbf{X}^*(s)] ds \middle| \mathcal{F}_0 \right\} = M[\mathbf{X}(s)],$$

is achieved iff we are able to show

$$\lim_{n \rightarrow \infty} \mathbb{E}_0 \left\{ \int_0^t c[u(s), \tilde{\mathbf{X}}_n(s)] ds \middle| \mathcal{F}_0 \right\} = \mathbb{E}_0 \left\{ \int_0^t c[u(s), \mathbf{X}^*(s)] ds \middle| \mathcal{F}_0 \right\}, \quad (12)$$

which is uniform integrability of  $\{c[u(s), \mathbf{X}_n(s)]\}_{n \geq 1}$ . If  $c[u(s), \infty] > 0$  and define the initial condition

$$\mathbf{X}_0 := \inf \{ \mathbf{X}(s) > 0 : c[u(s), \mathbf{X}(s)] > 0 \} < \infty.$$

We will prove by contradiction by assuming that sequence  $\{c[u(s), \mathbf{X}_n(s)]\}_{n \geq 1}$  is not uniformly integrable. Hence,  $\exists \delta > 0$  so that.

$$\lim_{n \rightarrow \infty} \mathbb{E}_0 \left\{ \int_0^t c[u(s), \tilde{\mathbf{X}}_n(s)] ds \middle| \mathcal{F}_0 \right\} = \mathbb{E}_0 \left\{ \int_0^t c[u(s), \mathbf{X}^*(s)] ds \middle| \mathcal{F}_0 \right\} + 2\delta.$$

A subsequence  $\{\tilde{\mathbf{X}}_n(s)\}_{n \geq 1}$  and Corollary A.1.1 in [Pham \(2009\)](#) implies that there exist disjoint sets  $(E_n)_{n \geq 1}$  in  $(\mathcal{X}_\infty, \mathcal{F}_0, \mathcal{P})$  so that,

$$\mathbb{E}_0 \left\{ \int_0^t c[u(s), \tilde{\mathbf{X}}_n(s)] \mathbb{1}_{E_n} ds \middle| \mathcal{F}_0 \right\} \leq \delta, \text{ for all } n \geq 1.$$

There exists a sequence of state variables in  $(\mathcal{X}_\infty, \mathcal{F}_0, \mathcal{P})$

$$J_n(s) = \mathbf{X}_0 + \sum_{l=1}^n \tilde{\mathbf{X}}_l(s) \mathbb{1}_{E_n}.$$

For any local probability measure  $\mathcal{Q}$  with local martingale  $\mathcal{M}(\mathcal{X})$  with the relationship  $\mathcal{Q} \in \mathcal{M}(\mathcal{X})$  yields,

$$\mathbb{E}_0^{\mathcal{Q}} \left[ J_n(s) \middle| \mathcal{F}_0 \right] \leq \mathbf{X}_0 + \sum_{l=1}^n \mathbb{E}_0^{\mathcal{Q}} \left[ \tilde{\mathbf{X}}_l(s) \middle| \mathcal{F}_0 \right] \mathbb{1}_{E_n} \leq \mathbf{X}_0 + n\mathbf{X},$$

as  $\tilde{\mathbf{X}}_l(s) \in \mathcal{X}$ . Clearly,  $J_n(s) \in \mathcal{X}(\mathbf{X}_0 + n\mathbf{X})$  where  $\mathcal{X}(\mathbf{X}_0 + n\mathbf{X})$  stands for a convex functional space of state variables such that the property  $\mathbf{X}_0 + n\mathbf{X}$  holds. Therefore,

$$\begin{aligned} \mathbb{E}_0 \left\{ \int_0^t c[u(s), J_n(s)] ds \middle| \mathcal{F}_0 \right\} &= \mathbb{E}_0 \left\{ \int_0^t c \left[ u(s), \mathbf{X}_0 + \sum_{l=1}^n \tilde{\mathbf{X}}_l(s) \mathbb{1}_{E_n} \right] ds \middle| \mathcal{F}_0 \right\} \\ &\leq \mathbb{E}_0 \left\{ \int_0^t c \left[ u(s), \sum_{l=1}^n \tilde{\mathbf{X}}_l(s) \mathbb{1}_{E_n} \right] ds \middle| \mathcal{F}_0 \right\} = \sum_{l=1}^n \mathbb{E}_0 \left\{ \int_0^t c \left[ u(s), \tilde{\mathbf{X}}_l(s) \mathbb{1}_{E_n} \right] ds \middle| \mathcal{F}_0 \right\} \leq \delta n. \end{aligned}$$

By convexity of the dynamic cost function we get,

$$\liminf_{\mathbf{X} \rightarrow \infty} \frac{M[\mathbf{X}(s)]}{\mathbf{X}(s)} \leq \liminf_{\mathbf{X} \rightarrow \infty} \frac{\mathbb{E}_0 \left\{ \int_0^t c[u(s), J_n(s)] ds \middle| \mathcal{F}_0 \right\}}{\mathbf{X}_0 + n\mathbf{X}} \leq \liminf_{\mathbf{X} \rightarrow \infty} \frac{n\delta}{\mathbf{X}_0 + n\mathbf{X}} \leq \delta.$$

After carefully setting  $\delta \rightarrow 0$  we conclude that  $\liminf_{\mathbf{X} \rightarrow \infty} M[\mathbf{X}(s)]/\mathbf{X}(s) < 0$  which is a contradiction from the assumption  $\liminf_{\mathbf{X} \rightarrow \infty} M[\mathbf{X}(s)]/\mathbf{X}(s) \geq 0$ . Therefore, condition explained in Equation (12) is true and  $\mathbf{X}^*$  is the solution to  $M[\mathbf{X}(s)]$  for all  $s \in [0, t]$ . The uniqueness follows from the strict convexity of the cost function on  $(0, \infty)$  and known filtration process  $\mathcal{F}_0$ .  $\square$

### Proof of Proposition 2

For small continuous time interval  $[s, \tau]$  Itô formula yields

$$\begin{aligned} \mathcal{Z}(\tau, \mathbf{X}(\tau)) &= \mathcal{Z}(s, \mathbf{X}(s)) \\ &+ \int_s^\tau \left\{ \frac{\partial}{\partial s} \mathcal{Z}(\nu, \mathbf{X}) + \boldsymbol{\mu}(\nu, u, \mathbf{X}) \frac{\partial}{\partial \mathbf{X}} \mathcal{Z}(\nu, \mathbf{X}) + \frac{1}{2} \text{trace} \left\{ \boldsymbol{\sigma}^T(\nu, \mathbf{X}) \left[ \frac{\partial^2}{\partial X^T \partial X} \mathcal{Z}(\nu, \mathbf{X}) \right] \boldsymbol{\sigma}(\nu, \mathbf{X}) \right\} \right\} d\nu \\ &\quad + \int_s^\tau \boldsymbol{\sigma}(s, \mathbf{X}) \frac{\partial}{\partial \mathbf{X}} \mathcal{Z}(s, \mathbf{X}) d\mathbf{B}(\nu). \end{aligned}$$

As we have already assumed that  $\boldsymbol{\sigma}(s, \mathbf{X}) \frac{\partial}{\partial \mathbf{X}} \mathcal{Z}(s, \mathbf{X})$  is in Hilbert space  $L^2$ , then in the above equation integral part with respect to time vanishes (Lindström, Madsen and Nielsen, 2018). Applying boundary condition  $\mathcal{Z}(\tau, \mathbf{X}) = \Phi(\mathbf{X})$ , the initial condition  $\mathbf{X}(s) = \mathbf{X}_s$  and taking conditional expectation on the remainder part of the above equation yield

$$\mathbf{Z}(s, \mathbf{X}_s) = \mathbb{E}_s[\Phi(\mathbf{X}(\tau))].$$

This completes the proof.  $\square$

### Proof of Proposition 3

Suppose  $\mathbf{X}$  and  $\tilde{\mathbf{X}}$  both are strong solutions on the 4-dimensional Brownian motion  $\mathbf{B}(s)$  for all  $s \in [0, t]$  under complete probability space  $\{\mathcal{X}_\infty, \mathcal{F}_0, \mathcal{P}\}$ . Define stopping times

$$\begin{aligned} s_\rho &:= \inf \{s \geq 0; \|\mathbf{X}(s)\| \geq \rho, \forall \rho \geq 1\} \\ \tilde{s}_\rho &:= \inf \{s \geq 0; \|\tilde{\mathbf{X}}(s)\| \geq \rho, \forall \rho \geq 1\}. \end{aligned}$$

Setting  $\mathcal{S}_\rho \triangleq s_\rho \wedge \tilde{s}_\rho$  yields  $P[\lim_{\rho \rightarrow \infty} \mathcal{S}_\rho \xrightarrow{a.s.} \infty]$  and

$$\begin{aligned} \mathbf{X}(s \wedge \mathcal{S}_\rho) - \tilde{\mathbf{X}}(s \wedge \mathcal{S}_\rho) &= \int_0^{s \wedge \mathcal{S}_\rho} \left\{ \boldsymbol{\mu}[\nu, u(\nu), \mathbf{X}(\nu)] - \boldsymbol{\mu}[\nu, u(\nu), \tilde{\mathbf{X}}(\nu)] \right\} d\nu \\ &\quad + \int_0^{s \wedge \mathcal{S}_\rho} \left\{ \boldsymbol{\sigma}[\nu, \mathbf{X}(\nu)] - \boldsymbol{\sigma}[\nu, \tilde{\mathbf{X}}(\nu)] \right\} d\mathbf{B}(\nu) \end{aligned}$$

For any finite constant  $\mathcal{K}$ , Hölder inequality for Lebesgue integrals, property 3.2.27 of [Karatzas and Shreve \(2012\)](#) and Assumption 2 imply

$$\begin{aligned}
& \mathbb{E}_0 \left\{ \left\| \mathbf{X}(s \wedge \mathcal{S}_\rho) - \tilde{\mathbf{X}}(s \wedge \mathcal{S}_\rho) \right\|^2 \middle| \mathcal{F}_0 \right\} \\
& \leq 9\mathbb{E}_0 \left\{ \left[ \int_0^{s \wedge \mathcal{S}_\rho} \left\| \boldsymbol{\mu}[\nu, u(\nu), \mathbf{X}(\nu)] - \boldsymbol{\mu}[\nu, u(\nu), \tilde{\mathbf{X}}(\nu)] \right\|^2 d\nu \right]^2 \middle| \mathcal{F}_0 \right\} \\
& + 9\mathbb{E}_0 \left\{ \left[ \sum_{k=1}^d \left[ \sum_{l=1}^r \int_0^{s \wedge \mathcal{S}_\rho} \left[ \boldsymbol{\sigma}_{kl}[\nu, \mathbf{X}(\nu)] - \boldsymbol{\sigma}_{kl}[\nu, \tilde{\mathbf{X}}(\nu)] \right] d\mathbf{B}^{(l)}(\nu) \right]^2 \right] \middle| \mathcal{F}_0 \right\} \\
& \leq 9s\mathbb{E}_0 \left\{ \int_0^{s \wedge \mathcal{S}_\rho} \left\| \boldsymbol{\mu}[\nu, u(\nu), \mathbf{X}(\nu)] - \boldsymbol{\mu}[\nu, u(\nu), \tilde{\mathbf{X}}(\nu)] \right\|^2 d\nu \middle| \mathcal{F}_0 \right\} \\
& \quad + 9\mathbb{E}_0 \left\{ \int_0^{s \wedge \mathcal{S}_\rho} \left\| \boldsymbol{\sigma}[\nu, \mathbf{X}(\nu)] - \boldsymbol{\sigma}[\nu, \tilde{\mathbf{X}}(\nu)] \right\|^2 d\nu \middle| \mathcal{F}_0 \right\} \\
& \leq 9(1+t)\mathcal{K}^2 \int_0^t \mathbb{E}_0 \left\{ \left\| \mathbf{X}(s \wedge \mathcal{S}_\rho) - \tilde{\mathbf{X}}(s \wedge \mathcal{S}_\rho) \right\|^2 d\nu \middle| \mathcal{F}_0 \right\}.
\end{aligned}$$

Following [Karatzas and Shreve \(2012\)](#) we know for  $s \in [0, t]$  above condition implies

$$\mathbb{E}_0 \left\{ \left\| \mathbf{X}(s \wedge \mathcal{S}_\rho) - \tilde{\mathbf{X}}(s \wedge \mathcal{S}_\rho) \right\|^2 \middle| \mathcal{F}_0 \right\} \leq 9t\mathcal{K}^2 + 9\mathcal{K}^2 \int_0^t \mathbb{E}_0 \left\{ \left\| \mathbf{X}(s \wedge \mathcal{S}_\rho) - \tilde{\mathbf{X}}(s \wedge \mathcal{S}_\rho) \right\|^2 d\nu \middle| \mathcal{F}_0 \right\}.$$

Therefore,  $\{\mathbf{X}(s \wedge \mathcal{S}_\rho); s \in [0, t]\}$  and  $\{\tilde{\mathbf{X}}(s \wedge \mathcal{S}_\rho); s \in [0, t]\}$  are modification of each other and hence, are indistinguishable. Allowing  $\rho \rightarrow \infty$  gives us  $\{\mathbf{X}(s); s \in [0, t]\}$  and  $\{\tilde{\mathbf{X}}(s); s \in [0, t]\}$  are indistinguishable.  $\square$

### **Proof of Proposition 4**

For each optimal solution  $\mathbf{X}^* \in \mathbb{F}^2$  of Equation (4), define a squared integrable progressively measurable process  $Z(\mathbf{X}^*)$  by

$$Z(\mathbf{X}^*)_s = \mathbf{X}(0) + \int_0^t \boldsymbol{\mu}(s, u, \mathbf{X}) ds + \int_0^t \boldsymbol{\sigma}(s, \mathbf{X}) d\mathbf{B}(s). \quad (13)$$

We will show that  $Z(\mathbf{X}^*) \in \mathbb{F}^2$ . Furthermore, as  $\mathbf{X}^*$  is a solution of Equation (4) iff  $Z(\mathbf{X}^*) = \mathbf{X}^*$ , we will show that  $Z$  is the strict contraction of the Hilbert space  $\mathbb{F}^2$ . Using the fact that

$$|\boldsymbol{\mu}(s, u, \mathbf{X})|^2 \leq c_0 [1 + |\mathbf{X}|^2 + |\boldsymbol{\mu}(s, u, \mathbf{X}(0))|^2]$$

yields

$$\|Z(\mathbf{X})\|^2 \leq 4 \left[ t\mathbb{E}|\mathbf{X}(0)|^2 + \mathbb{E} \int_0^t \left| \int_0^s \boldsymbol{\mu}(s', u, \mathbf{X}) ds' \right|^2 ds + t\mathbb{E} \sup_{0 \leq s \leq t} \left| \int_0^s \boldsymbol{\sigma}(s', \mathbf{X}(s')) d\mathbf{B}(s') \right|^2 ds \right]. \quad (14)$$



Assumption 3 implies  $t\mathbb{E}|\mathbf{X}(0)|^2 < \infty$ . It will be shown that the second and third terms of the right hand side of the inequality (6) are also finite. Assumption 2 implies,

$$\begin{aligned} \mathbb{E} \int_0^t \left| \int_0^s \boldsymbol{\mu}(s', u, \mathbf{X}) ds' \right|^2 ds &\leq \mathbb{E} \int_0^t s \left( \int_0^s |\boldsymbol{\mu}(s', u, \mathbf{X})|^2 ds' \right) ds \\ &\leq c_0 \mathbb{E} \int_0^t s \left( \int_0^s (1 + |\boldsymbol{\mu}(s', u, \mathbf{X}(0))|^2 + |\mathbf{X}(s)|^2) ds' \right) ds \\ &\leq c_0 t^2 \left( 1 + \|\boldsymbol{\mu}(s', u, \mathbf{X}(0))\|^2 + \mathbb{E} \sup_{0 \leq s \leq t} |\mathbf{X}(s)|^2 \right) < \infty. \end{aligned}$$

Doob's maximal inequality and Lipschitz assumption (i.e. Assumption 2) implies,

$$\begin{aligned} t\mathbb{E} \sup_{0 \leq s \leq t} \left| \int_0^s \boldsymbol{\sigma}(s', \mathbf{X}(s')) d\mathbf{B}(s') \right|^2 ds &\leq 4t\mathbb{E} \int_0^t |\boldsymbol{\sigma}(s, \mathbf{X}(s))|^2 ds \\ &\leq 4c_0 \mathbb{E} \int_0^t (1 + |\boldsymbol{\sigma}(\mathbf{X}(0))|^2 + |\mathbf{X}(s)|^2) ds \\ &\leq 4c_0 t^2 \left( 1 + \|\boldsymbol{\sigma}(\mathbf{X}(0))\|^2 + \mathbb{E} \sup_{0 \leq s \leq t} |\mathbf{X}(s)|^2 \right) < \infty. \end{aligned}$$

As  $Z$  maps  $\mathbb{F}^2$  into itself, we show that it is strict contraction. To do so we change Hilbert norm  $\mathbb{F}^2$  to an equivalent norm. Following Carmona (2016) for  $a > 0$  define a norm on  $\mathbb{F}^2$  by

$$\|\xi\|_a^2 = \mathbb{E} \int_0^t \exp(-as) |\xi_s|^2 ds.$$

If  $\mathbf{X}(s)$  and  $\mathbf{Y}(s)$  are generic elements of  $\mathbb{F}^2$  where  $\mathbf{X}(0) = \mathbf{Y}(0)$ , then

$$\begin{aligned} \mathbb{E}|Z(\mathbf{X}(s)) - z(\mathbf{Y}(s))|^2 &\leq 2\mathbb{E} \left| \int_0^\tau [\boldsymbol{\mu}(s', u, \mathbf{X}(s')) - \boldsymbol{\mu}(s', u, \mathbf{Y}(s'))] ds' \right|^2 \\ &\quad + 2\mathbb{E} \left| \int_0^\tau [\boldsymbol{\sigma}_0^k(\mathbf{X}(s')) - \boldsymbol{\sigma}(s', \mathbf{Y}(s'))] d\mathbf{B}(s') \right|^2 \\ &\leq 2\tau \mathbb{E} \int_0^\tau |\boldsymbol{\mu}(s', u, \mathbf{X}(s')) - \boldsymbol{\mu}(s', u, \mathbf{Y}(s'))|^2 ds' + 2\mathbb{E} \int_0^\tau |\boldsymbol{\sigma}(s', \mathbf{X}(s')) - \boldsymbol{\sigma}(s', \mathbf{Y}(s'))|^2 ds' \\ &\leq c_0(1 + \tau) \int_0^\tau \mathbb{E}|\mathbf{X}(s') - \mathbf{Y}(s')|^2 ds', \end{aligned}$$

by Lipschitz's properties of drift and diffusion coefficients. Hence.

$$\begin{aligned} \|Z(\mathbf{X}) - Z(\mathbf{Y})\|_a^2 &= \int_0^t \exp(-as) \mathbb{E}|Z(\mathbf{X}(s)) - Z(\mathbf{Y}(s))|^2 ds \\ &\leq c_0 t \int_0^t \exp(-as) \int_0^t \mathbb{E}|\mathbf{X}(s') - \mathbf{Y}(s')|^2 ds' ds \\ &\leq c_0 t \int_0^t \exp(-as) ds \int_0^t \mathbb{E}|\mathbf{X}(s') - \mathbf{Y}(s')|^2 ds' \leq \frac{c_0 t}{a} \|\mathbf{X} - \mathbf{Y}\|_a^2. \end{aligned}$$

Furthermore, if  $c_0 t$  is very large,  $Z$  becomes a strict contraction. Finally, for  $s \in [0, t]$

$$\begin{aligned} \mathbb{E} \sup_{0 \leq s \leq t} |\mathbf{X}(s)|^2 &= \mathbb{E} \sup_{0 \leq s \leq t} \left| \mathbf{X}(0) + \int_0^{s'} \boldsymbol{\mu}(r, u, \mathbf{X}(r)) dr + \int_0^{s'} \boldsymbol{\sigma}(r, \mathbf{X}(r)) d\mathbf{B}(r) \right|^2 \\ &\leq 4 \left[ \mathbb{E}|\mathbf{X}(0)|^2 + s \mathbb{E} \int_0^s |\boldsymbol{\mu}(s', u, \mathbf{X}(s'))|^2 ds' + 4\mathbb{E} \int_0^s |\boldsymbol{\sigma}(s', \mathbf{X}(s'))|^2 ds' \right] \\ &\leq c_0 \left[ 1 + \mathbb{E}|\mathbf{X}(0)|^2 + \int_0^s \mathbb{E} \sup_{0 \leq r \leq s'} |\mathbf{X}(r)|^2 dr \right], \end{aligned}$$

where the constant  $c_0$  depends on  $t$ ,  $\|\boldsymbol{\mu}\|^2$  and  $\|\boldsymbol{\sigma}\|^2$ . Gronwall's inequality implies,

$$\mathbb{E} \sup_{0 \leq s \leq t} |\mathbf{X}(s)|^2 \leq c_0(1 + \mathbb{E}|\mathbf{X}(0)|^2) \exp(c_0 t). \quad \square$$

### **Proof of Proposition 5**

In order to show Condition 8 we will use Hahn-Jordan orthogonal decomposition of total variation (Del Moral, 2004)

$$\mathcal{P} = \mathcal{P}_1 - \mathcal{P}_2 = \mathcal{P}^+ - \mathcal{P}^-,$$

such that  $\|\mathcal{P}_1 - \mathcal{P}_2\|_{tv} = \mathcal{P}^+(H) = \mathcal{P}^-(H)$ . Therefore, for quantum Lagrangian  $\mathcal{L} \in H$  we have

$$\begin{aligned} |\mathcal{P}_1(\mathcal{L}) - \mathcal{P}_2(\mathcal{L})| &= \left| \int_{\mathbb{R}^4} \mathcal{L}(s, u, \mathbf{X}) \mathcal{P}^+(d\mathbf{X}) - \int_{\mathbb{R}^4} \mathcal{L}(s, u, \tilde{\mathbf{X}}) \mathcal{P}^-(d\tilde{\mathbf{X}}) \right| \\ &= \|\mathcal{P}_1 - \mathcal{P}_2\|_{tv} \left| \int_{\mathbb{R}^4} \left[ \mathcal{L}(s, u, \mathbf{X}) - \mathcal{L}(s, u, \tilde{\mathbf{X}}) \right] \frac{\mathcal{P}^+(d\mathbf{X})}{\mathcal{P}^+(H)} \frac{\mathcal{P}^-(d\tilde{\mathbf{X}})}{\mathcal{P}^-(H)} \right|. \end{aligned}$$

Above condition implies,

$$|\mathcal{P}_1(\mathcal{L}) - \mathcal{P}_2(\mathcal{L})| \leq \|\mathcal{P}_1 - \mathcal{P}_2\|_{tv}.$$

Supremum over all  $\mathcal{L} \in H$  yields,

$$\sup \{|\mathcal{P}_1(\mathcal{L}) - \mathcal{P}_2(\mathcal{L})|; \mathcal{L} \in H\} \leq \|\mathcal{P}_1 - \mathcal{P}_2\|_{tv}.$$

The reverse inequality can be checked by using the simple function  $\mathbb{1}_B$  such as  $B \in \mathcal{E} \in H$ . Now we will show Condition 9. By the construction of this pandemic framework there exist two non-interacting neighborhoods of agents  $H_+$  and  $H_-$  so that  $\mathcal{P}^+(H_-) = 0 = \mathcal{P}^-(H_+)$ . Hence, for all  $B \in \mathcal{E}$ , we have

$$\mathcal{P}^+(B) = \mathcal{P}(B \cap H_+) \geq 0 \quad \text{and} \quad \mathcal{P}^-(B) = -\mathcal{P}^-(B \cap H_-) \geq 0,$$

which implies,

$$\mathcal{P}_1(B \cap H_+) \geq \mathcal{P}_2(B \cap H_+) \quad \text{and} \quad \mathcal{P}_2(B \cap H_-) \geq \mathcal{P}_1(B \cap H_-). \quad (15)$$

For any  $B \in \mathcal{E}$  define  $\eta$  as  $\eta \triangleq \mathcal{P}_1(B \cap H_-) + \mathcal{P}_2(B \cap H_+)$ . By construction of this pandemic network we have

$$\eta(B) \leq \mathcal{P}_1(B) \wedge \mathcal{P}_2(B) \quad \text{and} \quad \eta(H) = \mathcal{P}_1(H_-) + \mathcal{P}_2(H_+). \quad (16)$$

As total variation distance between two immunity group is

$$\|\mathcal{P}_1 - \mathcal{P}_2\|_{tv} = \mathcal{P}^+(H) = \mathcal{P}(H_+) = \mathcal{P}_1(H_+) - \mathcal{P}_2(H_-) = 1 - [\mathcal{P}_1(H_+) + \mathcal{P}_2(H_-)],$$

Condition 16 implies

$$1 - \sup_{\gamma \leq \mathcal{P}_1, \mathcal{P}_2} \gamma(H) \leq 1 - \eta(H) = \|\mathcal{P}_1 - \mathcal{P}_2\|_{tv}.$$

In order to show the reverse inequality assume  $\gamma$  be a non-negative such as for all  $B \in \mathcal{E}$  yields  $\gamma(B) \leq \mathcal{P}_1(B) \wedge \mathcal{P}_2(B)$ . Suppose, if we consider  $B = H_+$  and  $B = H_-$  respectively, then we have

$$\gamma(H_+) \leq \mathcal{P}_1(H_+) \quad \text{and} \quad \gamma(H_-) \leq \mathcal{P}_2(H_-),$$

which yields

$$\gamma(H) \leq \mathcal{P}_1(H_+) + \mathcal{P}_2(H_-) = 1 - \|\mathcal{P}_1 - \mathcal{P}_2\|_{tv}.$$

Therefore,  $1 - \gamma(H) \geq \|\mathcal{P}_1 - \mathcal{P}_2\|_{tv}$ . Finally, taking the infimum of over all the distributions of  $\gamma \leq \mathcal{P}_1$  and  $\mathcal{P}_2$ , Condition 9 is obtained. To show Condition 10 we are going to use the similar idea like above. First, by using 15 define  $\mathcal{P}_2(H_+) = \mathcal{P}_1(H_+) \wedge \mathcal{P}_2(H_+)$  and  $\mathcal{P}_1(H_-) = \mathcal{P}_1(H_-) \wedge \mathcal{P}_2(H_-)$ . This yields

$$\eta(H) = \mathcal{P}_1(H_-) + \mathcal{P}_2(H_+) = [\mathcal{P}_1(H_-) \wedge \mathcal{P}_2(H_-)] + [\mathcal{P}_1(H_+) \wedge \mathcal{P}_2(H_+)].$$

Non-interaction of agents between  $H_+$  and  $H_-$  implies

$$\eta(H) \leq \inf \sum_{k=1}^K [\mathcal{P}_1(B_k) \wedge \mathcal{P}_2(B_k)],$$

where the infimum is taken over all resolutions of  $H$  into pairs of non-interacting subgroups  $B_k$ ,  $k \in [1, K]$ ,  $K \geq 1$ . To show the reverse inequality we use the definition of  $\eta$  (Del Moral, 2004). Using Condition 16 we know for any finite resolution  $B_k \in \mathcal{E}$  the inequality  $\eta(B_k) \leq \mathcal{P}_1(B_k) \wedge \mathcal{P}_2(B_k)$  holds. Thus,

$$\eta(H) = \sum_{k=1}^K \eta(B_k) \leq \sum_{k=1}^K \mathcal{P}_1(B_k) \wedge \mathcal{P}_2(B_k).$$

Taking the infimum of all resolutions and using  $\eta(H) = 1 - \|\mathcal{P}_1 - \mathcal{P}_2\|_{tv}$  yield Condition 10. This completes the proof.  $\square$

### Proof of Proposition 6

We have divided the proof into two cases.

**Case I:** We assume that  $m \subset \mathbb{N}$ , a set  $\beth$  with condition  $|\beth| = m + 1$ , and affinely independent state variables, vaccination rates and lock-down intensities  $\{\mathbf{X}_k(s)\}_{k \in \beth} \subset \mathbb{R}^6$  such that  $\tilde{\Xi}$  coincides with the simplex convex set of  $\{\mathbf{X}_k(s)\}_{k \in \beth}$ . For each  $Z(s) \subset \Xi$ , there is a unique way in which the vector  $Z(s)$  can be written as a convex combination of the extreme valued state variables, vaccination rates and lock-down intensities; such as,  $Z(s) = \sum_{k \in \beth} \alpha_k(s, \mathbf{X}) \mathbf{X}_k(s)$  so that  $\sum_{k \in \beth} \alpha_k(s, \mathbf{X}) = 1$  and  $\alpha_k(s, \mathbf{X}) \geq 0$ ,  $\forall k \in \beth$  and  $s \in [0, t]$ . For each  $k \in \beth$ , define a set

$$\tilde{\Xi}_k \triangleq \left\{ Z \in \tilde{\Xi} : \alpha_k[\mathcal{L}(s, u, \mathbf{X})] \leq \alpha_k(s, \mathbf{X}) \right\}.$$

By the continuity of the quantum Lagrangian of a agent  $\mathcal{L}$ , for each  $k \in \beth$ ,  $\tilde{\Xi}_k$  is closed. Now we claim that, for every  $\tilde{\beth} \subset \beth$ , the convex set consists of  $\{\mathbf{X}_k\}_{k \in \tilde{\beth}}$  is proper subset of  $\bigcup_{k \in \tilde{\beth}} \tilde{\Xi}_k$ . Suppose  $\tilde{\beth} \subset \beth$  and  $Z(s)$  is also in the non-empty, convex set consists of the state variables, vaccination rates and the lock-down intensities  $\{\mathbf{X}_k(s)\}_{k \in \tilde{\beth}}$ . Thus,  $\sum_{k \in \tilde{\beth}} \alpha_k(s, \mathbf{X}) = 1 \geq \sum_{k \in \tilde{\beth}} \alpha_k[\mathcal{L}(s, u, \mathbf{X})]$ . Therefore, there exists  $k \in \tilde{\beth}$  such that  $\alpha_k(s, \mathbf{X}) \geq \alpha_k[\mathcal{L}(s, u, \mathbf{X})]$  which implies  $Z(s) \in \tilde{\Xi} \subset \bigcup_{l \in \tilde{\beth}} \tilde{\Xi}_l$ . By *Knaster-Kuratowski-Mazurkiewicz Theorem*, there is  $\bar{\mathbf{X}}_k^* \in \bigcap_{k \in \tilde{\beth}} \tilde{\Xi}_k$ , in other words, the condition  $\alpha_k[\mathcal{L}(s, u^*, \bar{\mathbf{X}}_k^*)] \leq \alpha_k(s, \bar{\mathbf{X}}_k^*)$  for all  $k \in \tilde{\beth}$  and for each  $s \in [0, t]$  (González-Díaz, García-Jurado and Fiestras-Janeiro, 2010). Hence,  $\mathcal{L}(s, u^*, \bar{\mathbf{X}}_k^*) = \bar{\mathbf{X}}_k^*$  or  $\mathcal{L}$  has a fixed-point.

**Case II:** Again consider  $\tilde{\Xi} \subset \mathbb{R}^6$  is a non-empty, convex and compact set. Then for  $m \subset \mathbb{N}$ , a set  $\beth$  with condition  $|\beth| = m + 1$ , and affinely independent state variables, vaccination rates and

lock-down intensities  $\{\mathbf{X}_k(s)\}_{k \in \square} \subset \mathbb{R}^6$  such that  $\tilde{\Xi}$  is a proper subset of the convex set based on  $\{\mathbf{X}_k(s)\}_{k \in \square}$  for all  $s \in [0, t]$ . Among all the simplices, suppose  $\hat{\mathfrak{N}}$  is the set with smallest  $m$ . Let  $\tilde{Z}(s)$  be a dynamic point in the  $m$ -dimensional interior of  $\hat{\mathfrak{N}}$ . Define  $\hat{\mathcal{L}}$ , an extension of  $\mathcal{L}$  to the whole simplex  $\hat{\mathfrak{N}}$ , as follows. For every  $Z(s) \in \hat{\mathfrak{N}}$ , let

$$\bar{\zeta}(s, Z) : \max \left\{ \bar{\zeta} \in [0, 1] : (1 - \bar{\zeta})\tilde{Z}(s) + \bar{\zeta}Z(s) \in \tilde{\Xi} \right\}, \quad \forall s \in [0, 1],$$

and,

$$\hat{\mathcal{L}}(s, u, \mathbf{X}) : \mathcal{L}(s, u, \mathbf{X}) \left\{ [1 - \bar{\zeta}(s, Z)] \tilde{Z}(s) + \bar{\zeta}(s, Z)Z(s) \right\}.$$

Therefore,  $\bar{\zeta}$  is continuous which implies  $\hat{\mathcal{L}}(s, u, \mathbf{X})$  is continuous. Since the codomain of  $\hat{\mathcal{L}}(s, u, \mathbf{X})$  is in  $\tilde{\Xi}$ , every fixed-point of  $\hat{\mathcal{L}}(s, u, \mathbf{X})$  is also a fixed-point of  $\mathcal{L}$ . Now by **Case I**,  $\hat{\mathcal{L}}(s, u, \mathbf{X})$  has a fixed-point and therefore,  $\mathcal{L}$  also does.  $\square$

### Proof of Theorem 1

From quantum Lagrangian function expressed in the Equation (7), the Euclidean action function for the agent in continuous time  $[0, t]$  is given by

$$\mathcal{A}_{0,t}(\mathbf{X}) = \int_0^t \mathbb{E}_s \{ c[u(s), \mathbf{X}(s)] ds + \lambda [\boldsymbol{\mu}(s, u, \mathbf{X}) ds + \boldsymbol{\sigma}(s, \mathbf{X}) d\mathbf{B}(s) - \Delta \mathbf{X} ds] \},$$

where vector  $\lambda > 0$  is a time independent quantum Lagrangian multiplier. As at the beginning of the continuous time interval  $[s, s + \varepsilon]$ , as the agent does not have any prior future knowledge, they make expectations based on their all current state variables represented by  $\mathbf{X}$ . Hence,  $\mathbb{E}_s[\cdot] := \mathbb{E}[\cdot | \mathbf{X}(s), \mathcal{F}_s]$ , where  $\mathcal{F}_s$  is the filtration process starting at time  $s$ . For a penalization constant  $L_\varepsilon > 0$  and for time interval  $[s, s + \varepsilon]$  with  $\varepsilon \downarrow 0$  define a transition function from  $s$  to  $s + \varepsilon$  as

$$\Psi_{s,s+\varepsilon}(\mathbf{X}) = \frac{1}{L_\varepsilon} \int_{\mathbb{R}^4} \exp[-\varepsilon \mathcal{A}_{s,s+\varepsilon}(\mathbf{X})] \Psi_s(\mathbf{X}) d\mathbf{X}, \quad (17)$$

where  $\Psi_s(\mathbf{X})$  is the value of the transition function at time  $s$  with the initial condition  $\Psi_0(\mathbf{X}) = \Psi_0$  and the action function in  $[s, s + \varepsilon]$  of the representative agent is,

$$\mathcal{A}_{s,s+\varepsilon}(\mathbf{X}) = \int_s^{s+\varepsilon} \mathbb{E}_\nu \{ c[u(\nu), \mathbf{X}(\nu)] d\nu + g[\nu + \Delta\nu, \mathbf{X}(\nu) + \Delta \mathbf{X}(\nu)] \},$$

where  $g(\mathbf{X}) \in C^2([0, t] \times \mathbb{R}^4)$  such that Assumptions 1- 3 hold and  $\tilde{Y}(\nu) = g(\mathbf{X})$ , where  $\tilde{Y}$  is an Itô process (Øksendal, 2003) and,

$$g(\mathbf{X}) = \lambda [\boldsymbol{\mu}(s, u, \mathbf{X}) ds + \boldsymbol{\sigma}(s, \mathbf{X}) d\mathbf{B}(s) - \Delta \mathbf{X} ds] + o(1),$$

where  $\Delta \mathbf{X} = \mathbf{X}(s + \varepsilon) - \mathbf{X}(s)$ . In Equation (17)  $L_\varepsilon$  is a positive penalization constant such that the value of  $\Psi_{s,s+\varepsilon}^k(\cdot)$  becomes 1. One can think this transition function  $\Psi_{s,s+\varepsilon}(\cdot)$  as some transition probability function on Euclidean space. We have divided the time interval  $[0, t]$  into  $n$  small equal sub-intervals  $[s, s + \varepsilon]$  so that  $\tau = s + \varepsilon$ . Fubini's Theorem implies,

$$\mathcal{A}_{s,\tau}(\mathbf{X}) = \mathbb{E}_s \left\{ \int_s^\tau c[u(\nu), \mathbf{X}(\nu)] d\nu + g[\nu + \Delta\nu, \mathbf{X}(\nu) + \Delta \mathbf{X}(\nu)] \right\}.$$

After using the fact that  $[\Delta \mathbf{X}(s)]^2 = \varepsilon$ , for  $\varepsilon \downarrow 0$  (with initial condition  $\mathbf{X}(0)$ ), Itô's formula and Baaquie (1997) imply,

$$\mathcal{A}_{s,\tau}(\mathbf{X}) = c[u(s), \mathbf{X}(s)] + g + \frac{\partial g}{\partial s} + \mu[s, u(s), \mathbf{X}(s)] \frac{\partial g}{\partial \mathbf{X}} + \frac{1}{2} \boldsymbol{\sigma}^T[s, \mathbf{X}(s)] \frac{\partial^2 g}{\partial \mathbf{X}^T \partial \mathbf{X}} \boldsymbol{\sigma}[s, \mathbf{X}(s)] + o(1),$$

where  $g = g[s, \mathbf{X}(s)]$ . Result in Equation(17) implies,

$$\begin{aligned} \Psi_{s,\tau}(\mathbf{X}) = \frac{1}{L_\varepsilon} \int_{\mathbb{R}^4} \exp \left\{ -\varepsilon \left[ c[u(s), \mathbf{X}(s)] + g + \frac{\partial g}{\partial s} + \mu[s, u(s), \mathbf{X}(s)] \frac{\partial g}{\partial \mathbf{X}} \right. \right. \\ \left. \left. + \frac{1}{2} \boldsymbol{\sigma}^T[s, \mathbf{X}(s)] \frac{\partial^2 g}{\partial \mathbf{X}^T \partial \mathbf{X}} \boldsymbol{\sigma}[s, \mathbf{X}(s)] \right] \right\} \Psi_s(\mathbf{X}) d\mathbf{X} + o(\varepsilon^{1/2}). \end{aligned}$$

For  $\varepsilon \downarrow 0$  define a new transition probability  $\Psi_s^\tau$  centered around time  $\tau$ . A Taylor series expansion (up to second order) of the left hand side of the above Equation yields,

$$\begin{aligned} \Psi_s^\tau(\mathbf{X}) + \varepsilon \frac{\partial}{\partial s} \Psi_s^\tau + o(\varepsilon) = \frac{1}{L_\varepsilon} \int_{\mathbb{R}^4} \exp \left\{ -\varepsilon \left[ c[u(s), \mathbf{X}(s)] + g + \frac{\partial g}{\partial s} + \mu[s, u(s), \mathbf{X}(s)] \frac{\partial g}{\partial \mathbf{X}} \right. \right. \\ \left. \left. + \frac{1}{2} \boldsymbol{\sigma}^T[s, \mathbf{X}(s)] \frac{\partial^2 g}{\partial \mathbf{X}^T \partial \mathbf{X}} \boldsymbol{\sigma}[s, \mathbf{X}(s)] \right] \right\} \Psi_s(\mathbf{X}) d\mathbf{X} + o(\varepsilon^{1/2}), \end{aligned}$$

as  $\varepsilon \downarrow 0$ . For fixed  $s$  and  $\tau$  let  $\mathbf{X}(s) = \mathbf{X}(\tau) + \vartheta$ . For some number  $\bar{\vartheta}^* \in (0, \infty)$  assume  $|\vartheta| \leq \bar{\vartheta}^* \varepsilon [\mathbf{X}(s)]^{-1}$ . Therefore, we get upper bound of state variables in this SIR model as  $\mathbf{X}(s) \leq \bar{\vartheta}^* \varepsilon / (\vartheta)^2$ . Moreover, Fröhlich's Reconstruction Theorem (Pramanik, 2020, 2021e; Simon, 1979) and Assumptions 1-3 imply,

$$\begin{aligned} \Psi_s^\tau(\mathbf{X}) + \varepsilon \frac{\partial}{\partial s} \Psi_s^\tau + o(\varepsilon) = \frac{1}{L_\varepsilon} \int_{\mathbb{R}^4} \exp \left\{ -\varepsilon \left[ c[u(s), \mathbf{X}(s)] + g + \frac{\partial g}{\partial s} + \mu[s, u(s), \mathbf{X}(s)] \frac{\partial g}{\partial \mathbf{X}} \right. \right. \\ \left. \left. + \frac{1}{2} \boldsymbol{\sigma}^T[s, \mathbf{X}(s)] \frac{\partial^2 g}{\partial \mathbf{X}^T \partial \mathbf{X}} \boldsymbol{\sigma}[s, \mathbf{X}(s)] \right] \right\} \left[ \Psi_s^\tau(\mathbf{X}) + \vartheta \frac{\partial}{\partial \mathbf{X}} \Psi_s^\tau(\mathbf{X}) + o(\varepsilon) \right] d\mathbf{X} + o(\varepsilon^{1/2}), \quad (18) \end{aligned}$$

as  $\varepsilon \downarrow 0$ . Define a  $C^2$  function,

$$\tilde{f}(s, \bar{Z}) \triangleq c[u(s), \mathbf{X}(s)] + g + \frac{\partial g}{\partial s} + \mu[s, u(s), \mathbf{X}(s)] \frac{\partial g}{\partial \mathbf{X}} + \frac{1}{2} \boldsymbol{\sigma}^T[s, \mathbf{X}(s)] \frac{\partial^2 g}{\partial \mathbf{X}^T \partial \mathbf{X}} \boldsymbol{\sigma}[s, \mathbf{X}(s)].$$

Plugging in  $\tilde{f}(s, \bar{Z})$  into Equation (18) yields,

$$\begin{aligned} \Psi_s^\tau(\mathbf{X}) + \varepsilon \frac{\partial}{\partial s} \Psi_s^\tau(\mathbf{X}) + o(\varepsilon) = \frac{1}{L_\varepsilon} \int_{\mathbb{R}^4} \exp \left\{ -\varepsilon \tilde{f}(s, \bar{Z}) \right\} \\ \times \left[ \Psi_s^\tau(\mathbf{X}) + \vartheta \frac{\partial}{\partial \mathbf{X}} \Psi_s^\tau(\mathbf{X}) + o(\varepsilon) \right] d\mathbf{X} + o(\varepsilon^{1/2}). \quad (19) \end{aligned}$$

Let  $\tilde{f}(s, \bar{Z})$  be a  $C^2$  function. A second order Taylor series expansion yields,

$$\begin{aligned} \tilde{f}(s, u, \vartheta(\tau)) = \tilde{f}(s, u, \vartheta(\tau)) + [\vartheta - \mathbf{X}(\tau)] \frac{\partial}{\partial \mathbf{X}} \tilde{f}(s, u, \vartheta(\tau)) \\ + \frac{1}{2} [\vartheta - \mathbf{X}(\tau)]^T \frac{\partial^2}{\partial \mathbf{X}^T \partial \mathbf{X}} \tilde{f}(s, u, \vartheta(\tau)) [\vartheta - \mathbf{X}(\tau)] + o(\varepsilon), \end{aligned}$$

as  $\varepsilon \downarrow 0$  and  $\Delta u(s) \downarrow 0$ . Define  $\hat{\vartheta} = \vartheta - \mathbf{X}$  so that  $d\hat{\vartheta} = d\vartheta$ . Thus, first integration of Equation (19) becomes,

$$\begin{aligned} \int_{\mathbb{R}^4} \exp(-\varepsilon \tilde{f}(s, \bar{Z})) d\mathbf{X} &= \int_{\mathbb{R}^4} \exp \left\{ -\varepsilon \left[ \tilde{f}(s, u, \vartheta(\tau)) - \mathbf{J}^T \hat{\vartheta} + \hat{\vartheta}^T \mathcal{H}_{\mathbf{X}} \hat{\vartheta} \right] \right\} d\hat{\vartheta} \\ &= \exp \left\{ -\varepsilon \tilde{f}(s, u, \vartheta(\tau)) \right\} \int_{\mathbb{R}^4} \exp \left\{ (\varepsilon \mathbf{J}^T) \hat{\vartheta} - \hat{\vartheta} (\varepsilon \mathcal{H}_{\mathbf{X}}) \hat{\vartheta} \right\} d\hat{\vartheta} \\ &= \frac{\pi}{\sqrt{\varepsilon |\mathcal{H}_{\mathbf{X}}|}} \exp \left\{ \frac{\varepsilon}{4} \mathbf{J}^T \mathcal{H}_{\mathbf{X}}^{-1} \mathbf{J} - \varepsilon \tilde{f}(s, u, \vartheta(\tau)) \right\}, \end{aligned}$$

where  $\mathbf{J} = -\partial \tilde{f} / \partial \mathbf{X}$  and  $\mathcal{H}_{\mathbf{X}}$  is a non-singular Hessian matrix. Therefore, first integral term of Equation (19) becomes,

$$\frac{1}{L_\varepsilon} \Psi_s^\tau(\mathbf{X}) \int_{\mathbb{R}^4} \exp(-\varepsilon \tilde{f}) d\mathbf{X} = \frac{1}{L_\varepsilon} \Psi_s^\tau \frac{\pi}{\sqrt{\varepsilon |\mathcal{H}_{\mathbf{X}}|}} \exp \left\{ \frac{\varepsilon}{4} \mathbf{J}^T \mathcal{H}_{\mathbf{X}}^{-1} \mathbf{J} - \varepsilon \tilde{f}(s, u, \vartheta(\tau)) \right\},$$

where  $\mathcal{H}_{\mathbf{X}} > 0$ . In a similar fashion we get the second integral term of Equation (19) as

$$\frac{1}{L_\varepsilon} \frac{\partial \Psi_s^\tau(\mathbf{X})}{\partial \mathbf{X}} \int_{\mathbb{R}^4} \vartheta \exp(-\varepsilon \tilde{f}) d\mathbf{X} = \frac{1}{L_\varepsilon} \frac{\partial \Psi_s^\tau}{\partial \mathbf{X}} \frac{\pi}{\sqrt{\varepsilon |\mathcal{H}_{\mathbf{X}}|}} \left[ \frac{1}{2} \mathcal{H}_{\mathbf{X}}^{-1} + \mathbf{X} \right] \exp \left\{ \frac{\varepsilon}{4} \mathbf{J}^T \mathcal{H}_{\mathbf{X}}^{-1} \mathbf{J} - \varepsilon \tilde{f}(s, u, \vartheta(\tau)) \right\}.$$

Using above results and Equation (19) we obtain a Fokker-Plank type equation as,

$$\begin{aligned} \Psi_s^\tau(\mathbf{X}) + \varepsilon \frac{\partial}{\partial s} \Psi_s^\tau(\mathbf{X}) + o(\varepsilon) &= \frac{1}{L_\varepsilon} \frac{\pi}{\sqrt{\varepsilon |\mathcal{H}_{\mathbf{X}}|}} \exp \left\{ \frac{\varepsilon}{4} \mathbf{J}^T \mathcal{H}_{\mathbf{X}}^{-1} \mathbf{J} - \varepsilon \tilde{f}(s, u, \vartheta(\tau)) \right\} \\ &\quad \times \left\{ \Psi_s^\tau(\mathbf{X}) + \left[ \frac{1}{2} \mathcal{H}_{\mathbf{X}}^{-1} + \mathbf{X} \right] \frac{\partial \Psi_s^\tau}{\partial \mathbf{X}} \right\} + o(\varepsilon^{1/2}), \end{aligned}$$

as  $\varepsilon \downarrow 0$ . Assuming  $L_\varepsilon = \pi / \sqrt{\varepsilon |\mathcal{H}_{\mathbf{X}}|} > 0$  yields,

$$\begin{aligned} \Psi_s^\tau(\mathbf{X}) + \varepsilon \frac{\partial}{\partial s} \Psi_s^\tau(\mathbf{X}) + o(\varepsilon) \\ = \left\{ 1 + \frac{\varepsilon}{4} \mathbf{J}^T \mathcal{H}_{\mathbf{X}}^{-1} \mathbf{J} - \varepsilon \tilde{f}(s, u, \vartheta(\tau)) \right\} \left\{ \Psi_s^\tau(\mathbf{X}) + \left[ \frac{1}{2} \mathcal{H}_{\mathbf{X}}^{-1} + \mathbf{X} \right] \frac{\partial \Psi_s^\tau}{\partial \mathbf{X}} \right\} + o(\varepsilon^{1/2}), \end{aligned}$$

as  $\varepsilon \downarrow 0$ . Since  $\mathbf{X} \leq \bar{\vartheta}^* \varepsilon / (\vartheta)^2$  assume  $|\mathcal{H}_{\mathbf{X}}^{-1}| \leq 2\bar{\vartheta}^* \varepsilon (1 - \vartheta^{-1})$  such that  $|(2\mathcal{H}_{\mathbf{X}})^{-1} + \mathbf{X}| \leq \bar{\vartheta}^* \varepsilon$ . Therefore,  $|\mathcal{H}_{\mathbf{X}}^{-1}| \leq 2\varepsilon \bar{\vartheta}^* (1 - \vartheta^{-1})$  so that  $|(2\mathcal{H}_{\mathbf{X}})^{-1} + \mathbf{X}| \downarrow 0$ . Hence,

$$\Psi_s^\tau(\mathbf{X}) + \varepsilon \frac{\partial}{\partial s} \Psi_s^\tau(\mathbf{X}) + o(\varepsilon) = (1 - \varepsilon) \Psi_s^\tau + o(\varepsilon^{1/2}).$$

The Fokker-Plank type equation of stochastic SIR model with infection dynamics is,

$$\frac{\partial}{\partial s} \Psi_s^\tau(\mathbf{X}) = -\tilde{f}(s, u, \vartheta(\tau)) \Psi_s^\tau(\mathbf{X}).$$

The solution of

$$-\frac{\partial}{\partial u} \tilde{f}(s, u, \vartheta(\tau)) \Psi_s^\tau(\mathbf{X}) = 0, \quad (20)$$

is an optimal ‘‘lock-down’’ intensity and vaccination rate. Since,  $\vartheta = \mathbf{X}(s) - \mathbf{X}(\tau)$  for all  $\varepsilon \downarrow 0$ , in Equation (20)  $\vartheta$  can be replaced by  $\mathbf{X}$ . As the transition function  $\Psi_s^\tau(\mathbf{X})$  is a solution of the Equation (20), the result follows.  $\square$



## Data availability

Office for National Statistics. Coronavirus (covid-19) infection survey, antibody data for UK: 16 March, 2021 data have been used.

## References

- ACEMOGLU, D., CHERNOZHUKOV, V., WERNING, I., WHINSTON, M. D. et al. (2020). *A multi-risk SIR model with optimally targeted lockdown* **2020**. National Bureau of Economic Research Cambridge, MA.
- AHAMED, F. (2021a). Impact of Public and Private Investments on Economic Growth of Developing Countries. *arXiv preprint arXiv:2105.14199*.
- AHAMED, F. (2021b). Macroeconomic Impact of Covid-19: A case study on Bangladesh. *IOSR Journal of Economics and Finance (IOSR-JEF)* **12** 2021.
- AHAMED, F. (2021c). Determinants of Liquidity Risk in the Commercial Banks in Bangladesh. *European Journal of Business and Management Research* **6** 164–169.
- AHAMED, F. (2022). CEO Compensation and Performance of Banks. *European Journal of Business and Management Research* **7** 100–103.
- ALAM, M. (2021). Heterogeneous Responses to the US Narrative Tax Changes: Evidence from the US States. *arXiv preprint arXiv:2107.13678*.
- ALAM, M. (2022). Volatility in US Housing Sector and the REIT Equity Return. *The Journal of Real Estate Finance and Economics* 1–40.
- ALLEN, L. J. (2017). A primer on stochastic epidemic models: Formulation, numerical simulation, and analysis. *Infectious Disease Modelling* **2** 128–142.
- ANDERSON, R. N., BOULANGER, A., POWELL, W. B. and SCOTT, W. (2011). Adaptive stochastic control for the smart grid. *Proceedings of the IEEE* **99** 1098–1115.
- BAAQUIE, B. E. (1997). A path integral approach to option pricing with stochastic volatility: some exact results. *Journal de Physique I* **7** 1733–1753.
- CAPASSO, V. and SERIO, G. (1978). A generalization of the Kermack-McKendrick deterministic epidemic model. *Mathematical biosciences* **42** 43–61.
- CARMONA, R. (2016). *Lectures on BSDEs, stochastic control, and stochastic differential games with financial applications*. SIAM.
- CAULKINS, J. P., GRASS, D., FEICHTINGER, G., HARTL, R. F., KORT, P. M., PRSKAWETZ, A., SEIDL, A. and WRZACZEK, S. (2021). The optimal lockdown intensity for COVID-19. *Journal of Mathematical Economics* **93** 102489.
- CHOWDHURY, M. A., HOSSAIN, N., KASHEM, M. A., SHAHID, M. A. and ALAM, A. (2020). Immune response in COVID-19: A review. *Journal of infection and public health* **13** 1619–1629.
- DEL MORAL, P. (2004). *Feynman-Kac formulae: genealogical and interacting particle systems with applications* **88**. Springer.
- OFFICE FOR NATIONAL STATISTICS (2021). Coronavirus (COVID-19) Infection Survey, antibody data for the UK: 16 March. <https://www.ons.gov.uk/peoplepopulationandcommunity/healthandsocialcare/conditionsanddiseases/datasets/coronaviruscovid19infectionsurveydata>.
- FUJIWARA, D. (2017). *Rigorous time slicing approach to Feynman path integrals*. Springer.
- GONZÁLEZ-DIAZ, J., GARCIA-JURADO, I. and FIESTRAS-JANEIRO, M. G. (2010). An introductory course on mathematical game theory. *Graduate studies in mathematics* **115**.
- HUA, L., POLANSKY, A. and PRAMANIK, P. (2019). Assessing bivariate tail non-exchangeable dependence. *Statistics & Probability Letters* **155** 108556.
- ISLAM, M. R., ALAM, M. and AFZAL, M. N. I. (2021). Nighttime Light Intensity and Child Health Outcomes in Bangladesh. *arXiv preprint arXiv:2108.00926*.

- JOHNSON, G. W. and LAPIDUS, M. L. (2000). *The Feynman integral and Feynman's operational calculus*. Clarendon Press.
- KAPPEN, H. J. (2005). Path integrals and symmetry breaking for optimal control theory. *Journal of statistical mechanics: theory and experiment* **2005** P11011.
- KAPPEN, H. J. (2007). An introduction to stochastic control theory, path integrals and reinforcement learning. In *AIP conference proceedings* **887** 149–181. American Institute of Physics.
- KARATZAS, I. and SHREVE, S. (2012). *Brownian motion and stochastic calculus* **113**. Springer Science & Business Media.
- KERMACK, W. O. and MCKENDRICK, A. G. (1927). A contribution to the mathematical theory of epidemics. *Proceedings of the royal society of london. Series A, Containing papers of a mathematical and physical character* **115** 700–721.
- KOROBENIKOV, A. and MAINI, P. K. (2005). Non-linear incidence and stability of infectious disease models. *Mathematical medicine and biology: a journal of the IMA* **22** 113–128.
- LESNIEWSKI, A. (2020). Epidemic control via stochastic optimal control. *arXiv preprint arXiv:2004.06680*.
- LINDSTRÖM, E., MADSEN, H. and NIELSEN, J. N. (2018). *Statistics for Finance: Texts in Statistical Science*. Chapman and Hall/CRC.
- LUKE, D. A. (2015). *A user's guide to network analysis in R* **72**. Springer.
- MACIEJOWSKI, J., ROWTHORN, R., SHEFFIELD, S., VINES, D. and WILLIAMSON, A. (2022). Mitigation Policy for The Covid-19 Pandemic: Intertemporal Optimisation using an Seir Model. Available at SSRN 4003885.
- MARCET, A. and MARIMON, R. (2019). Recursive contracts. *Econometrica* **87** 1589–1631.
- MORZFELD, M. (2015). Implicit sampling for path integral control, Monte Carlo localization, and SLAM. *Journal of Dynamic Systems, Measurement, and Control* **137** 051016.
- ØKSENDAL, B. (2003). Stochastic differential equations. In *Stochastic differential equations* 65–84. Springer.
- PHAM, H. (2009). *Continuous-time stochastic control and optimization with financial applications* **61**. Springer Science & Business Media.
- POLANSKY, A. M. and PRAMANIK, P. (2021). A motif building process for simulating random networks. *Computational Statistics & Data Analysis* **162** 107263.
- POLANSKY, A. M., PRAMANIK, P. and VAN VEENENDAAL, M. RUS ENG JOURNALS PEOPLE ORGANISATIONS CONFERENCES SEMINARS VIDEO LIBRARY PACKAGE AMSBIB.
- PRAMANIK, P. (2016). *Tail non-exchangeability*. Northern Illinois University.
- PRAMANIK, P. (2020). Optimization of market stochastic dynamics. In *SN Operations Research Forum* **1** 1–17. Springer.
- PRAMANIK, P. (2021a). Consensus as a Nash Equilibrium of a stochastic differential game. *arXiv preprint arXiv:2107.05183*.
- PRAMANIK, P. (2021b). Effects of water currents on fish migration through a Feynman-type path integral approach under  $\sqrt{8/3}$  Liouville-like quantum gravity surfaces. *Theory in Biosciences* **140** 205–223.
- PRAMANIK, P. (2021c). Effects of water currents on fish migration through a Feynman-type path integral approach under  $\sqrt{8/3}$  8/3 Liouville-like quantum gravity surfaces. *Theory in Biosciences* **140** 205–223.
- PRAMANIK, P. (2021d). Effects of water currents on fish migration through a Feynman-type path integral approach under [Formula: see text] Liouville-like quantum gravity surfaces. *Theory in Biosciences= Theorie in den Biowissenschaften*.
- PRAMANIK, P. (2021e). Optimization of Dynamic Objective Functions Using Path Integrals, PhD thesis, Northern Illinois University.

- PRAMANIK, P. (2022). On Lock-down Control of a Pandemic Model. *arXiv preprint arXiv:2206.04248*.
- PRAMANIK, P. and POLANSKY, A. M. (2019). Semicooperation under curved strategy space-time. *arXiv preprint arXiv:1912.12146*.
- PRAMANIK, P. and POLANSKY, A. M. (2020a). Optimization of a Dynamic Profit Function using Euclidean Path Integral. *arXiv preprint arXiv:2002.09394*.
- PRAMANIK, P. and POLANSKY, A. M. (2020b). Motivation to Run in One-Day Cricket. *arXiv preprint arXiv:2001.11099*.
- PRAMANIK, P. and POLANSKY, A. M. (2021a). Optimal Estimation of Brownian Penalized Regression Coefficients. *arXiv preprint arXiv:2107.02291*.
- PRAMANIK, P. and POLANSKY, A. M. (2021b). Scoring a Goal optimally in a Soccer game under Liouville-like quantum gravity action. *arXiv preprint arXiv:2108.00845*.
- RAO, F. (2014). Dynamics analysis of a stochastic SIR epidemic model. In *Abstract and applied analysis* **2014**. Hindawi.
- SIMON, B. (1979). *Functional integration and quantum physics* **86**. Academic press.
- STEEL, K. and DONNARUMMA, H. (2021). Coronavirus (COVID-19) Infection Survey, UK: 26 February 2021. *Office for National Statistics* **26**.
- THEODOROU, E. A. (2011). *Iterative path integral stochastic optimal control: Theory and applications to motor control*. University of Southern California.
- THEODOROU, E., BUCHLI, J. and SCHAAL, S. (2010). Reinforcement learning of motor skills in high dimensions: A path integral approach. In *Robotics and Automation (ICRA), 2010 IEEE International Conference on* 2397–2403. IEEE.
- UDDIN, M. B., DATTA, D., ALAM, M. M. and AL PAVEL, M. A. (2020). Valuation of Ecosystem Service to Adapting Climate Change: Case Study from Northeastern Bangladesh. *Handbook of Climate Change Management*. Springer.
- YANG, I., MORZFELD, M., TOMLIN, C. J. and CHORIN, A. J. (2014). Path integral formulation of stochastic optimal control with generalized costs. *IFAC proceedings volumes* **47** 6994–7000.
- YEUNG, D. W. and PETROSJAN, L. A. (2006). *Cooperative stochastic differential games*. Springer Science & Business Media.