

Accelerating the Genetic Algorithm for Large-scale Traveling Salesman Problems by Cooperative Coevolutionary Pointer Network with Reinforcement Learning

1st Rui Zhong

Grad. School of Info. Science and Technology Hokkaido University

Sapporo, Japan

rui.zhong.u5@elms.hokudai.ac.jp

2nd Enzhi Zhang

Grad. School of Info. Science and Technology Hokkaido University

Sapporo, Japan

enzhi.zhang.n6@elms.hokudai.ac.jp

3rd Masaharu Munetomo

Information Initiative Center Hokkaido University

Sapporo, Japan

munetomo@iic.hokudai.ac.jp

Abstract—In this paper, we propose a two-stage optimization strategy for solving the Large-scale Traveling Salesman Problems (LSTSPs) named CCPNRL-GA. First, we hypothesize that the participation of a well-performed individual as an elite can accelerate the convergence of optimization. Based on this hypothesis, in the first stage, we cluster the cities and decompose the LSTSPs into multiple subcomponents, and each subcomponent is optimized with a reusable Pointer Network (PtrNet). After subcomponents optimization, we combine all sub-tours to form a valid solution, this solution joins the second stage of optimization with GA. We validate the performance of our proposal on 10 LSTSPs and compare it with traditional EAs. Experimental results show that the participation of an elite individual can greatly accelerate the optimization of LSTSPs, and our proposal has broad prospects for dealing with LSTSPs.

Index Terms—Large-scale Traveling Salesman Problems (LSTSPs), Cooperative Coevolution (CC), Pointer Network (PtrNet), Reinforcement Learning (RL)

I. INTRODUCTION

As a classic NP-hard combinatorial optimization problem, Traveling Salesman Problem (TSP) has been widely studied in the fields of operations research and theoretical computer science [1]. The simplest instance of TSP can be described as: A salesman tries to find the shortest closed route to visit a set of cities under the conditions that each city is visited exactly once. The salesman assumes the distances between any pair of cities are assumed to be known. In real-world problems, there are also many optimization problems based on TSP, such as arranging school bus paths [2], transportation of farming equipment [3], and so on.

Up to now, many methods for solving TSP have been published, and one of the important branches is Evolutionary algorithms (EAs), such as Genetic Algorithm (GA) [1], Memetic Algorithm (MA) [4], Firefly Algorithm (FA) [5], Particle Swarm Algorithm (PSO) [6], Immune Algorithm (IM) [7], etc. These naturally inspired algorithms find better solutions by iteration. In recent years, solving TSP through Reinforcement Learning (RL) [8], [9] and Deep Learning (DL) [10] has

become a popular theme. Supported by the development of DL technology, modern methods train powerful deep neural networks to learn complex patterns from the TSP instances generated from some specific distributions. The performances of DL models for solving TSP are constantly improved by these works, which unfortunately are still far worse than the strong traditional heuristic solver and are generally limited to relatively small problem sizes [11].

The curse of dimensionality [12] is a huge obstacle to solving large-scale optimization problems (LSOPs), the search space of large-scale TSPs (LSTSPs) explodes as the problem dimension increases, which makes heuristic algorithms that perform well in low dimensions often degrade rapidly in high dimensions. Cooperative Coevolution (CC) [13] is an efficient and mature framework for solving LSOPs. Based on the divide and conquer, CC decomposes LSOPs into multiple sub-problems and solves them separately. This strategy can exponentially reduce the search space of the problem and accelerate the convergence of optimization.

In continuous LSOPs, the key to the successful implementation of the CC framework is the design of decomposition methods [14], many studies have been published to detect the interactions between variables through nonlinearity check [15], monotonicity detection [16], and so on. However, interactions between variables (cities) cannot be detected by these methods in TSP. Based on the hypothesis that "Close cities have a higher probability of having interactions", many clustering methods are applied to TSP for decomposition [17], [18]. However, traditional clustering methods consume lots of computational costs, which is not friendly to LSTSPs. In addition, since the interactions between variables (cities) cannot be completely detected, the CC framework cannot find the global optimum for LSTSPs. Therefore, we hypothesize that the participation of elite individuals found in the CC framework can accelerate the optimization of LSTSPs. Based on this hypothesis, in this paper, we design a two-stage optimization algorithm to deal with LSTSPs named CCPNRL-

GA: In the first stage, inspired by K-Nearest Neighbor (KNN) [19], we choose the nearest $k - 1$ cities for a city and form a subcomponent, the Pointer Network (PtrNet) trained by RL is applied to optimize each subcomponent. In the second stage, we combine the sub-tours and form a valid solution to participate in the traditional GA as an elite individual.

The rest of the paper is organized as follows: In Section II, the related works are involved. Section III introduces CCPNRL-GA in detail. In Section IV, we show the experimental results of our proposal and its performance comparisons with other heuristic algorithms. Section V discusses the future direction of research. Finally, we conclude our paper in Section VI.

II. RELATED WORKS

A. Traveling salesman problem (TSP)

In this work, we concentrate on the 2-D TSP. Given a list of N city coordinates $\{x_1, x_2, \dots, x_N\} \in \mathbb{R}^2$ the object is to find the shortest route that each city is visited exactly once and back to the start city finally. In other words, we wish to find an optimal permutation σ over the cities that minimizes the tour length:

$$L(\sigma, \mathbf{X}) = \sum_{i=1}^N \|\mathbf{x}_{\sigma(i)} - \mathbf{x}_{\sigma(i+1)}\|^2 \quad (1)$$

where $\sigma(1) = \sigma(N + 1)$, $\sigma(i) \in \{1, \dots, N\}$, $\sigma(i) \neq \sigma(j)$ for any $i \neq j$, and $\mathbf{X} = \{\mathbf{x}_1, \mathbf{x}_2, \dots, \mathbf{x}_i\}$ is a matrix consisting of all city coordinates \mathbf{x}_i .

B. Cooperative Coevolution (CC)

Inspired by divide and conquer, CC decomposes the LSTSPs into multiple subcomponents, described as:

$$\min f(\mathbf{x}_1, \mathbf{x}_2, \dots, \mathbf{x}_n) = (\min_{c_1} f_1(\dots, \dots), \dots, \min_{c_m} f_m(\dots, \dots)) \quad (2)$$

where \mathbf{x}_i denotes the coordinate of city i , and $f(\cdot)$ represents the objective function. The c_j means a subcomponent in the CC framework, and $f_j(\cdot)$ stands for the objective function in subcomponent j . In a study for solving LSTSPs, the CC deals with the problem by dividing it into a set of smaller and simpler subcomponents and optimizing them separately. In summary, there are three main steps consist of the CC framework.

Problem decomposition: Decomposing the LSTSPs into multiple smaller non-overlapping subcomponents.

Subcomponent optimization: Optimization techniques are applied to each subcomponent.

Cooperative combination: Combining the solutions of all subcomponents to construct the n -dimensional solution.

C. Pointer Network with Reinforcement Learning for TSP

Pointer Network (PtrNet) [11] was proposed by Vinyals et al., which employs a supervised loss function comprising conditional log-likelihood to train the network, and solves the variable-length combinatorial optimization problems flexibly.

In paper [8], Bello et al. stated that RL provides an appropriate paradigm to train PtrNet for combinatorial optimization problems, especially because these problems have relatively simple reward mechanisms. Fig. 1 shows the architecture of PtrNet with RL.

In Fig. 1, the PtrNet comprises two Recurrent Neural Network (RNN) modules, encoder and decoder, both of which consist of Long Short-Term Memory (LSTM) cells, and critic comprises three neural network modules: 1) an LSTM encoder, 2) an LSTM process block and 3) a 2-layer ReLU neural network decoder. Model-free policy-based RL (actor-critic) is applied to optimize the parameters of a PtrNet denotes θ . The training objective is the expected tour length. Given an input graph s , is defined as:

$$J(\theta|s) = \mathbb{E}_{\sigma \sim p_{\theta}(\cdot|s)} L(\sigma|s) \quad (3)$$

Paper [8] adopts policy gradient methods and stochastic gradient descent to optimize the parameters. The gradient of Eq (4) is formulated using the well-known REINFORCE algorithm.

$$\nabla_{\theta} J(\theta|s) = \mathbb{E}_{\sigma \sim p_{\theta}(\cdot|s)} [(L(\sigma|s) - b(s)) \nabla_{\theta} \log p_{\theta}(\sigma|s)] \quad (4)$$

where $b(s)$ denotes a baseline function that does not depend on σ and estimates the expected tour length to reduce the variance of the gradients. To estimate the expected tour length, an auxiliary network, *critic* is introduced, which is parametrized by θ_v , to learn the expected tour length found by our current policy p_{θ} given an input sequence s . The critic is trained with stochastic gradient descent on a mean squared error objective between its predictions $b_{\theta_v}(s)$ and the actual tour lengths sampled by the most recent policy. The additional objective is formulated as:

$$\mathcal{L}(\theta_v) = \frac{1}{B} \sum_{i=1}^B \|b_{\theta_v}(s_i) - L(\sigma_i|s_i)\|_2^2 \quad (5)$$

B is the batch size.

III. CCPNRL-GA

In this Section, we will describe the main implementation of our proposal in detail. Here in Fig 2, we demonstrate the flowchart of the main steps. There are two optimization stages in CCPNRL-GA. In the first stage, CC decomposes LSTSPs into many subcomponents, and trained PtrNet is applied to optimize subcomponents. In the second stage, sub-tours found in the first stage are combined and participate in the optimization of GA.

A. A variant KNN

In the first stage of optimization, we cluster the cities to reduce the search space of LSTSPs by a variant KNN. Inspired by the naive KNN, the closer cities have stronger interactions. Thus, we traverse all cities to calculate the Euclidean distance and form the subcomponents. For each city in the space C , if city i is not currently divided into any subcomponent, then we find the nearest $k - 1$ cities in the unassigned candidate

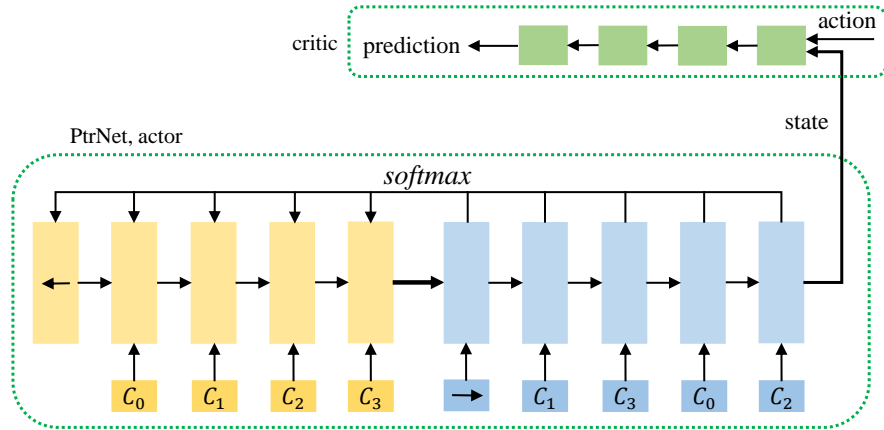


Fig. 1. the architecture of PtrNet with RL

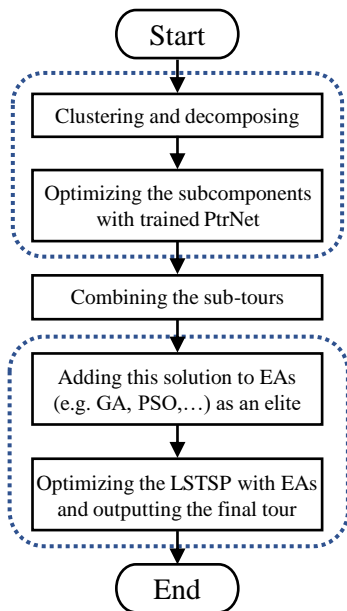


Fig. 2. The flowchart of CCPNRL-GA

cities to form a subcomponent. This variant KNN is presented in Eq (6).

$$C_k \in C \text{ and unassigned : } \arg \min_{k-1} (C_i, C_k) \quad (6)$$

Variant KNN divides the cities without iterate correction, which makes it sensitive to the order of city access and inferior to some traditional clustering algorithms in accuracy, such as Kmeans [20], ISODATA [21], both of them adjust the centroid by distance calculation and iteration, but Variant KNN can save lots of computational costs [19], which is friendly to LSTSPs and can be simply extended to higher dimensional problems. Fig. 3 shows the clustering results in part of instances of LSTSP, the scale of subcomponent $k = 20$.

We can clearly see that the close cities approximately form a cluster.

B. Optimization with PtrNet

In the first stage of optimization, we applied the trained PtrNet to optimize each subcomponent, Fig. 4 shows the optimization results of some subcomponents compared with the randomly generated sub-tours. Although the global optima are not achieved, some superior connections are determined by PtrNet, which contribute to the genome with epistasis and participate in the optimization in the second stage.

After all the subcomponents are optimized, we simply disconnect the final connection which is back to the start city, and combine the whole sub-tours to form a valid solution. In the second stage of optimization, this solution is instead of an individual in the random population of GA, which participates in the optimization as an elite. In summary, the pseudocode of CCPNRL-GA is shown in Algorithm 1

IV. NUMERICAL EXPERIMENTS

In this Section, A set of numerical experiments are performed for the algorithm investigations, performance analysis, and comparisons to better understand the performance of our proposal.

A. Experiment Settings

1) *Benchmarks*: We conduct our experiments on 10 LSTSP instances, Table I shows the details of benchmarks. All benchmarks are downloaded from [22]

2) *Comparing methods and parameters*: We compare our proposal with Genetic Algorithm (GA), Particle Swarm Algorithm (PSO), and Immune Algorithm (IA) to evaluate the performance of our proposal, each method is implemented with 30 independent trial runs. the common parameters population size, and maximum iteration are set to 100, and 500 respectively.

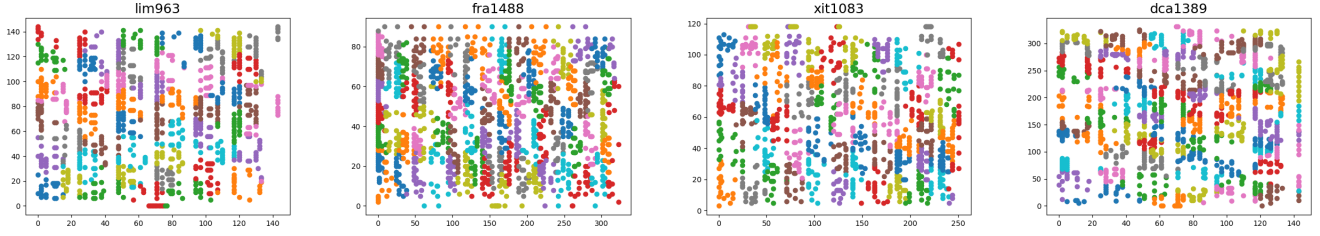


Fig. 3. The clustering results in instances of LSTSP ($k = 20$).

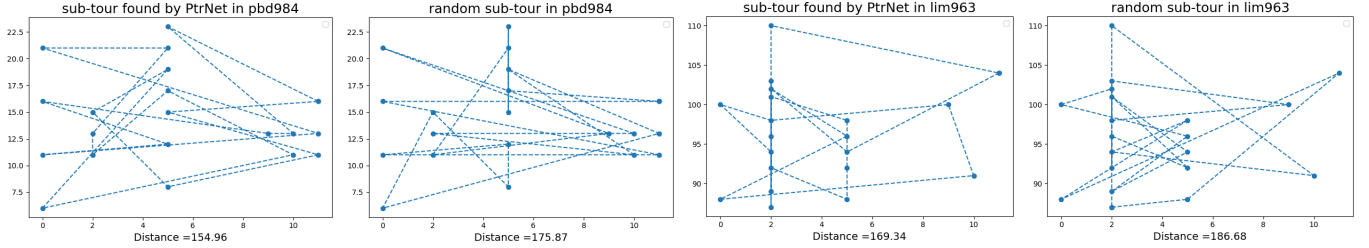


Fig. 4. Sub-tours found by random generation and PtrNet optimization in subcomponents

Algorithm 1: CCPNRL-GA

Input: cities : c ; size of subcomponents : k ; Population size : P ; Maximum iteration : M ;

Output: optimal tour : T

1 **Function** CCPNRL-GA (c, k) :

2 $S \leftarrow \text{QC}(c, k)$

3 $m \leftarrow \text{size}(S)$

4 **for** $i = 0$ to m **do**

5 ▶ (Optimize the subcomponents with trained PtrNet)

6 $t_i \leftarrow \text{PtrNet}(S_i)$

7 **end**

8 ▶ (Combine the sub-tours and construct a valid tour)

9 $E \leftarrow \text{Combine}(t)$

10 ▶ (Combined tour participates in GA as an elite)

11 $T \leftarrow \text{GA}(E, P, M)$

12 **return** T

TABLE I
THE BENCHMARK OF 10 LSTSP INSTANCES

Benchmark	number of cities	optimal tour length
dkg813	813	3199
lim963	963	2789
pbd984	984	2797
xit1083	1083	3558
dka1376	1376	4666
dca1389	1389	5085
dja1436	1436	5257
icw1483	1483	4416
fra1488	1488	4264
rbv1583	1583	5387

presented in Section IV-A1. Table II shows the mean and optimal tour length of 30 independent trial runs within our proposal, GA, PSO, and IA. The best solution is in bold. The convergence curves are provided in Fig.6. Fig. 7 offers some optimal solutions found by our proposal.

C. Analysis

The convergence curves in Fig. 6 show that our proposal significantly outperforms other compared methods in initialization, which is due to the participation of an elite individual found in first-stage optimization to second-stage optimization. The objective value of the elite individual is better than the objective value of randomly generated individuals and even better than the optimal solution found by the compared method after 500 rounds of optimization. Experimental results prove that our hypothesis in Section I is correct. Furthermore, from the experimental results, an important aspect of solving LSTSPs depending on population-based EAs is the initialization of the population. Population with prior knowledge can greatly accelerate the convergence of optimization.

3) *The details of PtrNet:* We use a mini-batch size of 64, LSTM cells with 128 hidden units, and embed the two coordinates of each point in a 128-D space. Adam optimizer is applied to train our model, and the initial learning rate is 0.001 for each 20-D subcomponent that we decay every 5000 steps by a factor of 0.96. the maximum iteration of training is 20000. this model is provided by [23]. The convergence curve of training is shown in Fig. 5

B. Experimental results

In this section, the performance of our proposal is studied. Experiments are conducted on the benchmark functions

TABLE II

THE MEAN AND OPTIMAL TOUR OF OUR PROPOSAL, GA, PSO, AND IA IN 30 TRIAL RUNS.

 M =MUTATION RATE, w =INERTIA WEIGHT, c_1, c_2 =ACCELERATION COEFFICIENTS, T =AFFINITY THRESHOLD, α =IMPORTANCE OF ANTIBODY CONCENTRATION

Benchmark	CCPNRL-GA		GA($M = 0.01$)		PSO($w = 0.8, c_1 = c_2 = 0.1$)		IA($M = 0.01, T = 0.7, \alpha = 0.95$)	
	mean	optimal	mean	optimal	mean	optimal	mean	optimal
dkg813	14565.30	13619.34	48570.88	46884.39	38613.88	36487.93	72657.53	69659.58
lim963	11452.69	11059.31	43652.80	42803.71	35381.93	33968.81	57584.76	54083.61
pbd984	11004.92	10604.12	43053.70	42378.09	35194.06	33521.52	57501.79	54124.48
xit1083	14294.06	13916.33	65028.24	63634.57	52171.01	50410.69	88290.96	84241.21
dka1376	21373.52	20721.73	95818.51	94317.89	77817.92	75387.33	95818.51	94317.89
dca1389	23793.36	23172.27	110875.38	108744.30	89272.90	86428.54	143935.01	138800.28
dja1436	21277.77	20859.80	121004.55	119252.48	96882.09	94177.63	162208.18	154435.56
icw1483	21281.81	20694.47	99449.41	97693.42	80080.67	77158.91	129421.47	123916.34
fra1488	16319.95	16051.10	107602.93	105103.51	83972.63	81565.85	146794.73	137560.83
rbv1583	23547.27	23224.56	118178.24	116564.78	96477.44	94071.76	148681.26	142069.72

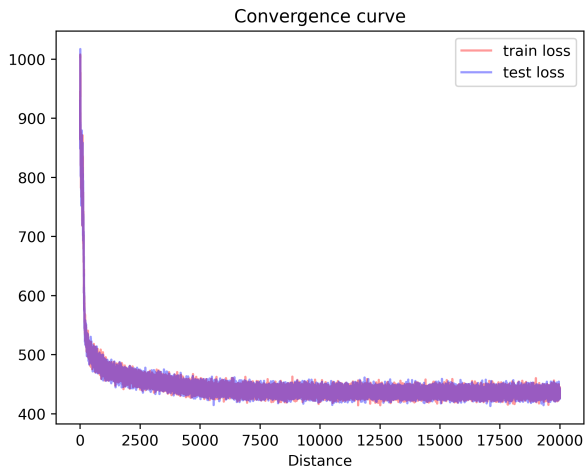


Fig. 5. The convergence curve of training PtrNet

Meanwhile, we notice that although the optimum found by our proposal still has a difference from the real optimal solution, our proposal tends to converge in the early stage of optimization. We speculate that this is due to the existence of the elite individual, which makes the algorithm fall into a local optimum. How to generate the higher-quality elite individual is one direction of our future research.

V. DISCUSSION

The above analysis shows our proposal has broad prospects to solve LSTSPs, however, there are still many aspects for improvement. Here, we list a few open topics for potential and future research.

A. More powerful optimizer

Although the participation of an elite accelerates the convergence of optimization, there is still a gap between our proposal and the best solution, which is mainly due to the limitation of the optimization algorithm. In future research, we will focus on developing more efficient optimizers both in EAs and Deep Learning fields. One interesting research topic is to introduce the Transformer to solve combinatorial optimization problems.

B. The combination of sub-tours

In this experiment, we simply connect the sub-tours in order. Actually, it is worthy and promising to optimize the connection for sub-tour pairs. For every pair of sub-tour which consists of 20 cities, the possible combination is $20 \times 20 = 400$. In future research, a hierarchical optimization for connection is an interesting topic, which means the optimization is executed when a pair of sub-tours is combined, recursively.

C. Dealing with Very Large-scale TSP

In this paper, we use LSTSP instances with around 1000 cities as benchmarks. As far as we know, world TSP [24] includes more than 1.9 million cities, which is known as the Very Large-scale TSP (VLSTSP). Since all possible combinations of the TSP are $n!$, it is very difficult to solve such a VLSTSP due to the curse of dimensionality. A promising research direction is to employ a certain strategy to generate a population containing prior knowledge to replace random initialization when population-based EAs are applied.

VI. CONCLUSION

In this paper, we propose a two-stage optimization strategy to deal with LSTSPs. First, we hypothesize that the participation of an elite can accelerate the convergence of optimization for GA, to prove this hypothesis, we construct an elite solution based on the CC framework through PtrNet and RL. Experimental results verify our proposal. At the end of this paper, we list some interesting topics which can improve our algorithm. Finally, our proposal is a promising study for addressing LSTSPs.

VII. ACKNOWLEDGEMENT

This work was supported by JSPS KAKENHI Grant Number JP20K11967.

REFERENCES

- [1] P. Larranaga, C. M. H. Kuijpers, R. H. Murga, I. Inza, and S. Dizdarevic, "Genetic algorithms for the travelling salesman problem: A review of representations and operators," *Artificial intelligence review*, vol. 13, no. 2, pp. 129–170, 1999.

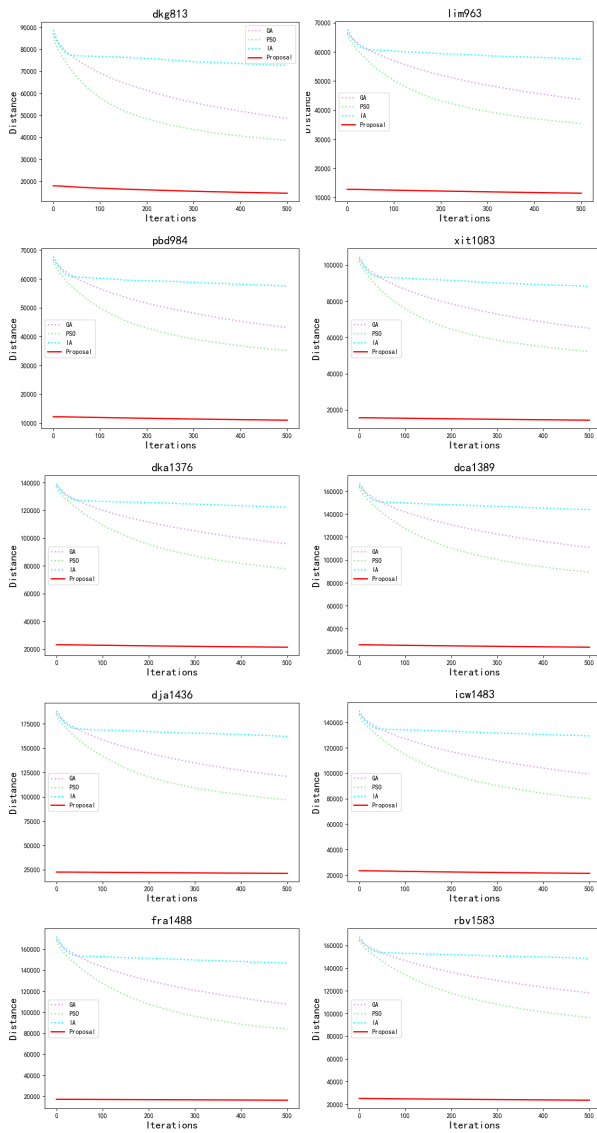


Fig. 6. The convergence curves of our proposal and comparison methods

- [2] E. L. Lawler, J. K. Lenstra, A. H. R. Kan, and D. B. Shmoys, "The traveling salesman problem: A guided tour of combinatorial optimization," *Journal of the Operational Research Society*, vol. 37, no. 5, pp. 535–536, 1986.
- [3] J. Lenstra and D. Shmoys, "In pursuit of the traveling salesman: Mathematics at the limits of computation," *Notices of the American Mathematical Society*, vol. 63, pp. 635–638, 06 2016.
- [4] N. Krasnogor and J. Smith, "A memetic algorithm with self-adaptive local search: Tsp as a case study," in *Proceedings of the 2nd annual conference on genetic and evolutionary computation*, 2000, pp. 987–994.
- [5] S. N. Kumbharana and G. M. Pandey, "Solving travelling salesman problem using firefly algorithm," *International Journal for Research in science & advanced Technologies*, vol. 2, no. 2, pp. 53–57, 2013.
- [6] X. H. Shi, Y. C. Liang, H. P. Lee, C. Lu, and Q. Wang, "Particle swarm optimization-based algorithms for tsp and generalized tsp," *Information processing letters*, vol. 103, no. 5, pp. 169–176, 2007.
- [7] S. Endoh, N. Toma, and K. Yamada, "Immune algorithm for n-tsp," in *SMC'98 Conference Proceedings. 1998 IEEE International Conference on Systems, Man, and Cybernetics (Cat. No. 98CH36218)*, vol. 4. IEEE, 1998, pp. 3844–3849.
- [8] I. Bello, H. Pham, Q. V. Le, M. Norouzi, and S. Bengio, "Neural

combinatorial optimization with reinforcement learning," *arXiv preprint arXiv:1611.09940*, 2016.

- [9] N. Mazyavkina, S. Sviridov, S. Ivanov, and E. Burnaev, "Reinforcement learning for combinatorial optimization: A survey," 2020.
- [10] L. Xin, W. Song, Z. Cao, and J. Zhang, "NeuroLKH: Combining deep learning model with lin-kernighan-helsgaun heuristic for solving the traveling salesman problem," *Advances in Neural Information Processing Systems*, vol. 34, pp. 7472–7483, 2021.
- [11] O. Vinyals, M. Fortunato, and N. Jaitly, "Pointer networks," *Advances in neural information processing systems*, vol. 28, 2015.
- [12] M. Köppen, "The curse of dimensionality," in *5th online world conference on soft computing in industrial applications (WSC5)*, vol. 1, 2000, pp. 4–8.
- [13] M. Potter and K. De Jong, "A cooperative coevolutionary approach to function optimization," *Lecture Notes in Computer Science (including subseries Lecture Notes in Artificial Intelligence and Lecture Notes in Bioinformatics)*, vol. 866 LNCS, pp. 249–257, 1994.
- [14] M. N. Omidvar, X. Li, and X. Yao, "A review of population-based metaheuristics for large-scale black-box global optimization: Part a," *IEEE Transactions on Evolutionary Computation*, pp. 1–1, 2021.
- [15] M. Tezuka, M. Munetomo, and K. Akama, "Linkage identification by nonlinearity check for real-coded genetic algorithms," *Lecture Notes in Computer Science (including subseries Lecture Notes in Artificial Intelligence and Lecture Notes in Bioinformatics)*, vol. 3103, pp. 222–233, 2004.
- [16] M. Munetomo and D. E. Goldberg, "Linkage identification by non-monotonicity detection for overlapping functions," *Evolutionary Computation*, vol. 7, no. 4, pp. 377–398, 1999.
- [17] J. Chen, Y. Wang, X. Xue, S. Cheng, and M. El-Abd, "Cooperative co-evolutionary metaheuristics for solving large-scale tsp art project," in *2019 IEEE Symposium Series on Computational Intelligence (SSCI)*. IEEE, 2019, pp. 2706–2713.
- [18] C. L. Valenzuela and A. J. Jones, "Evolutionary divide and conquer (i): A novel genetic approach to the tsp," *Evolutionary Computation*, vol. 1, no. 4, pp. 313–333, 1993.
- [19] P. Soucy and G. Mineau, "A simple knn algorithm for text categorization," in *Proceedings 2001 IEEE International Conference on Data Mining*, 2001, pp. 647–648.
- [20] H.-H. Bock, "Clustering methods: a history of k-means algorithms," *Selected contributions in data analysis and classification*, pp. 161–172, 2007.
- [21] G. H. Ball and D. J. Hall, "Isodata, a novel method of data analysis and pattern classification," Stanford research inst Menlo Park CA, Tech. Rep., 1965.
- [22] W. Cook, "Traveling salesman problem," <http://www.math.uwaterloo.ca/tsp/index.html>.
- [23] Z. Yu, "PointerNetwork-RL-TSP," <https://github.com/zifeiyu0531/PointerNetwork-RL-TSP/>.
- [24] W. Cook, "Traveling salesman problem," <http://www.math.uwaterloo.ca/tsp/world/>.

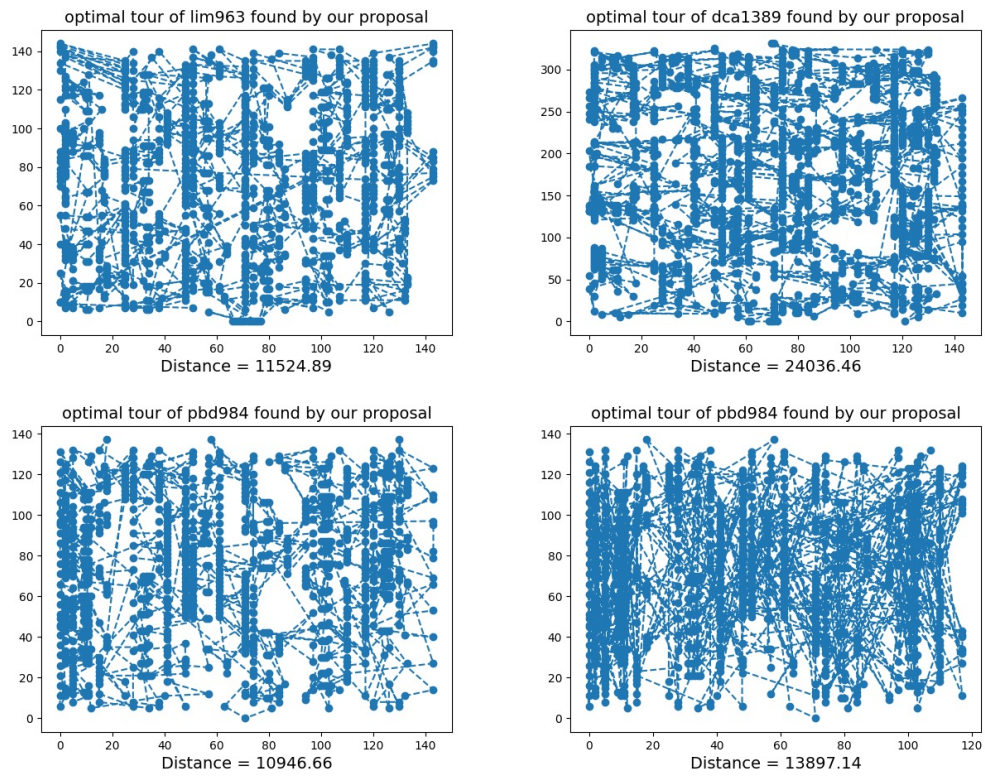


Fig. 7. Optimal tour found by our proposal on part of LSTSP instances