

Exact and Sampling Methods for Mining Higher-Order Motifs in Large Hypergraphs

Quintino Francesco Lotito^{1*}, Federico Musciotto², Federico Battiston³ and Alberto Montresor¹

¹Department of Information Engineering and Computer Science, University of Trento, via Sommarive 9, Trento, I-38123, Italy.

²Dipartimento di Fisica e Chimica Emilio Segrè, Università di Palermo, Viale delle Scienze, Palermo, I-90128, Italy.

³Department of Network and Data Science, Central European University, Quellenstraße 51, Vienna, A-1100, Austria.

*Corresponding author(s). E-mail(s): quintino.lotito@unitn.it;
Contributing authors: federico.musciotto@unipa.it;
battistonf@ceu.edu; alberto.montresor@unitn.it;

Abstract

Network motifs are patterns of interactions occurring among a small set of nodes in a graph. They highlight fundamental aspects of the interplay between the topology and the dynamics of complex networks and have a wide range of real-world applications. Motif analysis has been extended to a variety of network models that allow for a richer description of the interactions of a system, including weighted, temporal, multi-layer, and, more recently, higher-order networks. Generalizing network motifs to capture patterns of group interactions is not only interesting from the fundamental perspective of understanding complex systems, but also proposes unprecedented computational challenges. In this work, we focus on the problem of counting occurrences of sub-hypergraph patterns in very large higher-order networks. We show that, by directly exploiting higher-order structures, we speed up the counting process compared to applying traditional data mining techniques for network motifs. Moreover, by including hyperedge sampling techniques, computational complexity is further reduced at the cost of small errors in the estimation of motif frequency. We evaluate our algorithms on several real-world datasets describing face-to-face interactions, co-authorship and human communication. We show that our approximated algorithm not only

allows to speed up the performance, but also to extract larger higher-order motifs beyond the computational limits of an exact approach.

Keywords: Network motifs, Hypergraph algorithms, Higher-order networks, Complex networks

1 Introduction

Network motifs are recurring patterns of interactions among a small set of nodes that appear in an observed network at a significant frequency. By exploring networks at the local scale, motif analysis has established itself as an important tool to investigate the interdependence between the topology and the dynamics of real-world networked systems [1, 2], highlighting that interacting systems with close functionalities tend to display similar over- and under-represented patterns of interactions [3]. Network motifs have found a vast set of applications in a number of different domains, such as the study of transcription regulation networks in biology [4–6], the study of brain networks in neuroscience [7], the detection of cancer in medicine [8], the extraction of fingerprints of interactions in social network analysis [9], the forecasting of crisis in finance [10] and the study of the interactions across species in ecology [11, 12].

Given their multiple real-world applications, it is not surprising that the notion of network motifs has been extended to a variety of richer and more flexible network models, including weighted [13], temporal [14, 15] and multi-layer [16, 17] networks. Recently, growing interest has been devoted to model real-world systems with group interactions [18, 19], from co-authorship [20] to face-to-face [21] interactions, by exploiting more complex mathematical tools such as hypergraphs [22], where hyperedges encode relationship among an arbitrary number of units. In hypergraphs, it is possible to identify higher-order motifs, i.e., connected set of nodes interacting not only through pairwise edges, but also through larger hyperedges encoding association among three or more nodes. In particular, higher-order motifs can be defined in terms of the overlapping patterns of hyperedges of a fixed size [23], or, more traditionally, by investigating all possible patterns of connected sub-hypergraphs for a given number of nodes [24], explicitly enumerating all possible higher-order combinations.

Independently on the underlying network model, all the algorithms for motif analysis involve the following steps: (i) counting the occurrences of each motif in an observed network, (ii) counting the occurrences of each motif in suitable randomizations of the observed network and (iii) evaluating the over- and under-expression of each motif. The problem of counting the frequency of each motif in a target large network is inherently computationally challenging, since it is equivalent to the problem of subgraph isomorphism, a well-known NP-complete problem. Moreover, the cost of this step is multiplied by the number of samples required to evaluate the configuration model. Thus, exact

algorithms for motif analysis tend to scale very poorly when increasing the number of nodes considered for the patterns. While a variety of heuristics and strategies have been developed to cope with the complexity of exact computations, an alternative idea to speed up the computation, albeit sacrificing the quality of the solutions, is relying on approximated algorithms. In particular, sampling algorithms are now a common choice for the task of motif discovery.

The increasing availability of large-scale real-world datasets with group interactions calls for the development of more efficient and usable algorithms for higher-order motif discovery. In this work, we build on our preliminary results on counting all the possible patterns of higher-order interactions involving a given number of nodes [24], and propose:

- an exact algorithm for performing higher-order motif analysis with motifs involving 3 and 4 nodes, including efficiently solving the hypergraph isomorphism problem for small instances and efficiently constructing vertex-induced sub-hypergraphs;
- an approximated method based on hyperedge sampling that overcomes the scalability issues of the exact algorithm at the expense of only a very limited decrease of accuracy;
- the application of the approximated method to the study of higher-order motifs of order 5 (which are generally intractable for exact algorithms) in a number of networks of interest.

This paper is organized as follows. In Section 2 we survey related work. In Section 3 we introduce basic definitions and formalize the problem of interest. In Section 4 we outline our proposals for solving exactly the problem of higher-order motif discovery in hypergraphs. In Section 5 we propose a sampling algorithm for the same problem. In Section 6 we evaluate our proposals. In Section 7 we conclude the paper.

2 Related work

Network motifs have been extensively investigated:

- in the field of network science, for their relevance in the study of the local structure and in the interplay between the topology and the dynamics of complex networks;
- in the field of data mining, due to the complexity of the problem of enumerating connected subgraphs up to a certain size from large graphs.

In this section, we propose a brief survey of the relevant prior work in both areas.

Network science

Network motifs describe complex networks by their preferential patterns of interactions at the microscale. They can be interpreted as fundamental circuits that have a role in the functionality of a system [1, 2], and are therefore

able to discriminate networks that represent systems from different domains or with different functionalities [3]. The notion of network motifs has been extended to a variety of generalized network models, in order to encode and quantify a pattern of interactions with a richer set of features. Onnela et al. generalize network motifs to weighted networks [13], characterizing subgraphs in terms of their intensity, i.e., the geometric mean of their edges weights, and their coherence, i.e., the ratio of the geometric mean of their edges weights to the respective arithmetic mean. In temporal networks, the topological and temporal microscale is described in terms of patterns of interactions inside restricted time windows [14, 15]. Battiston et al. extend motif analysis to multilayer networks by considering over-expressed subgraphs spanning across several layers [16]. More recently, motif analysis has been extended also to consider patterns of higher-order interactions, i.e., interactions involving an arbitrary number of nodes. Lee et al. characterize real-world hypergraphs at their microscale in terms of patterns of connected hyperedges of fixed size [23]. We adopt a more traditional approach and extend to hypergraph [24] the original network motif definition proposed by Milo et al. [1], investigating all possible patterns of pairwise and group interactions among a given number of nodes. Our work allows to extract fingerprints of real-world hypergraphs at their microscale, and to identify key motifs associated with families of hypergraphs belonging to different domains. Yet, such an exact approach has a high computational cost that does not allow to scale the analysis neither to large hypergraphs nor to higher-order motifs beyond four nodes.

Data mining

Being motif discovery of practical utility but computationally expensive (equivalent to the subgraph isomorphism problem, which is known to be NP-complete), a vast amount of literature has been developed around this problem. In particular, the development of faster algorithms for motifs analysis have been historically motivated mostly by the ever-growing size of biological datasets to be analyzed. The algorithms for motif discovery can be clustered in two big groups: *exact counting* and *sampling methods*. Each type of algorithms come with advantages and drawbacks: exact algorithms allows to extract the correct number of occurrences of each motif; however, they are usually slow and memory-intensive. Sampling methods are generally faster, but they need to be designed to avoid biases and only offer an approximation of the count of each motif. Historically, the interest of the community has moved from developing exact counting algorithms to developing approximated algorithms and heuristics able to tackle larger networks and extract larger motifs in acceptable time, in spite of losing accuracy. The very first motif discovery algorithm was the exhaustive enumeration method proposed by Milo et al. [1]. The enumeration of all the possible subgraphs with a given number of nodes is computationally expensive, and only really small subgraphs of size 3 and 4 could be analyzed. After that, a plethora of improvements have been proposed. Among those, we highlight the ESU and RAND-ESU algorithms [25]. ESU is

an efficient algorithm that enumerates the set of all induced subgraphs of a given size from a large graph exploiting a tree-like data structure. RAND-ESU is an unbiased sampling method built on top ESU that samples the branches of the tree to visit. For a more in-depth overview of these algorithms, the interested reader can refer to [26]. While the amount of research for classic network motifs is huge, the data mining literature for generalized network motifs is far from being as complete, with some exceptions for temporal networks [27, 28]. In particular, the computational aspects associated with motif discovery in hypergraphs are largely overlooked. In their seminal paper [29], Horváth et al. propose an incremental polynomial time algorithm for the related problem of mining frequent sub-hypergraphs in hypergraph databases. In their setting, the frequency of a sub-hypergraph corresponds to the number of hypergraphs in the database containing a query sub-hypergraph. In the case of mining motifs, in which only one input hypergraph is considered, this algorithm is only able to find if a certain pattern of sub-hypergraph is present or not in the input hypergraph. Therefore, the algorithm proposed by Horváth et al. is not suited for mining motifs in a hypergraph, since we want to compute the exact number of occurrences of each possible pattern of sub-hypergraph in a given input hypergraph. Preti et al. tackle the problem of mining frequent patterns in simplicial complexes [30]. Albeit both hypergraphs and simplicial complexes are able to represent higher-order interactions, the two mathematical objects present an important difference: simplicial complexes respect the downward closure property. This property states that every face of a simplex from a simplicial complex \mathcal{K} is also in \mathcal{K} . In the case of hypergraphs, this would mean that if an hyperedge e exists in a hypergraph \mathcal{H} , then also all the proper subsets of e exists in \mathcal{H} . Lee et al. propose a set of algorithms, including an exact, a parallel and an approximated algorithm for mining motifs in hypergraphs [23, 31]. However, they focus only on the problem of extracting patterns of overlaps between hyperedges of fixed size. In a previous work, we have presented preliminary results on extracting arbitrary higher-order patterns of interactions among a given number of nodes in hypergraphs [24]. Here, we provide a detailed characterization of our exact algorithm for higher-order motif analysis. In large hypergraphs, such exact method is very expensive and suited for mining only motifs of order three and four. For this reason, we also introduce an approximate method for higher-order motif extractions, where computation time is further improved by hyperedge sampling techniques at the cost of only minimal errors in the estimation of motif frequency.

3 Preliminaries and problem statement

Here we recall some basic definitions and give a formal description of the problem of our interest.

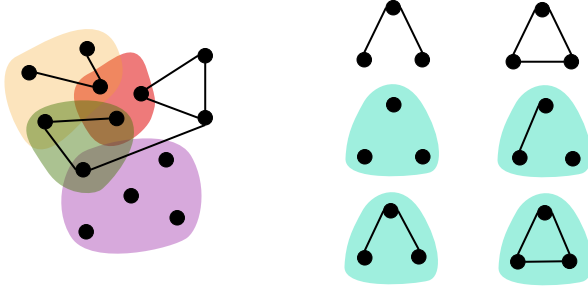


Fig. 1: On the left, example of a small higher-order network represented by a hypergraph. On the right, enumeration of all the possible patterns of higher-order interactions involving three connected nodes.

Definition 1 (Hypergraph) A hypergraph is a pair $\mathcal{H} = (V, E)$ where V is the set of the vertices and E is the set of the *hyperedges*. A hyperedge e is a subset of V linking the vertices contained in it.

In Figure 1 we show an example of a hypergraph. We recall that a hypergraph in which every hyperedge links two vertices corresponds to the standard definition of a graph.

Definition 2 (Vertex-induced sub-hypergraph) The sub-hypergraph $\mathcal{H}[V']$ induced by the subset $V' \subseteq V$ is the pair (V', E') , where $E' = \{e \in E : e \subseteq V'\}$.

Now we can define more formally the notions related to the *isomorphism* problem, which is the fundamental theoretical tool underlying network motif discovery.

Definition 3 (Hypergraph isomorphism) Two hypergraphs $\mathcal{H} = (V, E)$ and $\mathcal{H}' = (V', E')$ are isomorphic if they are identical modulo relabeling of the vertices. More formally, if there exists a bijection $f : V \rightarrow V'$ such that $e = \{u_1, \dots, u_n\} \in E$ if and only if $e' = \{f(u_1), \dots, f(u_n)\} \in E'$.

Definition 4 (Occurrence) Given a hypergraph $\mathcal{H} = (V, E)$ and a smaller query hypergraph $\mathcal{Q} = (V', E')$, the occurrences of \mathcal{Q} in \mathcal{H} are all the sub-hypergraphs of \mathcal{H} isomorphic to \mathcal{Q} . We often refer to the number of occurrences of \mathcal{Q} in \mathcal{H} as the *frequency* of \mathcal{Q} in \mathcal{H} .

Finally, we can give a formal description of the problem of our interest.

Definition 5 (Higher-order motifs) Higher-order motifs are patterns of small connected sub-hypergraphs that occur in an observed hypergraph \mathcal{H} at a frequency that

is significantly higher with respect to a null model. We refer to the number of nodes involved in the pattern as the *order* of a higher-order motif.

As previously mentioned, in order to perform a higher-order motif analysis of a system, one needs to (i) count the frequency of each query higher-order motif in a hypergraph, (ii) compare the frequency of each query higher-order motif with that observed in a null model, and (iii) evaluate the over- or under-expression of query each higher-order motif. In this work we are mostly interested in the first step, i.e., motif discovery, therefore we will use higher-order motifs to refer to all the possible patterns of sub-hypergraphs involving a certain number of nodes. In Figure 1 we enumerate all the higher-order motifs of order 3.

Problem (Mining higher-order motifs).

Given a hypergraph \mathcal{H} and an integer $k > 2$, compute the frequency of every higher-order motif of order k .

4 Mining higher-order motifs

The enumeration of all the connected sub-hypergraphs of a given size is obviously the most expensive sub-task in motif analysis. The weight of this step is even more impactful considering that it must be repeated in randomized networks as well. In order to solve this problem exactly, in this section we propose a baseline algorithm based on projecting the hypergraph onto a graph and employing state-of-the-art motif analysis algorithms on it, and a more efficient one that directly exploits higher-order structures to build sub-hypergraphs of a given size.

4.1 Baseline algorithm

While traditional algorithms are not able to identify patterns of polyadic interactions, they can be used as a routine for more sophisticated algorithms. In our baseline, we consider the *projected graph* of an hypergraph.

Definition 6 (Projection of a hypergraph) The projection of a hypergraph $\mathcal{H} = (V, E)$ is a graph $G = (V, E')$, defined on the same vertices of \mathcal{H} and such that an edge between two vertices $a, b \in V$ exists if and only if a and b participate together in a least an hyperedge $e \in E$.

In other words, every hyperedge $e \in E$ is replaced in G with a clique. By running a classic algorithms (e.g., ESU [25]), we can efficiently enumerate connected subgraphs of size k in the projected graph. However, these subgraphs are only *candidate higher-order motifs* for two potential reasons: (i) they do not include higher-order interactions; (ii) even if a subgraph s of size k is connected in the projected graph, the sub-hypergraph induced by the vertices

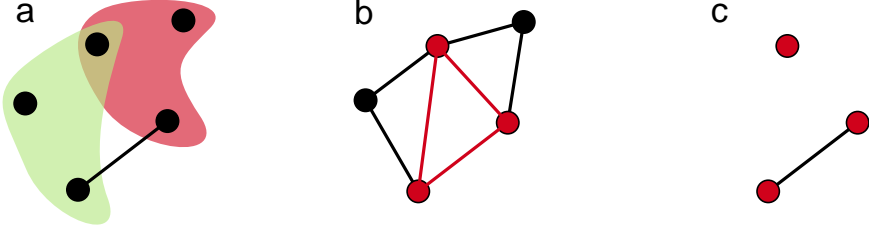


Fig. 2: a) Example of an hypergraph H in which the baseline fails. b) We highlight in red a connected subgraph s of size $k = 3$, one of the many possible outputs of a standard motif discovery algorithm applied on the projection of the previous hypergraph. c) The sub-hypergraph induced by the vertices of s and the hyperedges of H is not connected.

in s and the hyperedges E may be not connected. We highlight these pitfalls in Figure 2.

In order to account these issues, we construct the sub-hypergraph induced by the k nodes of the candidate motif (see Section 4.3) and check if this sub-hypergraph is connected. If it is, then one can simply update the frequency hash map, otherwise the output is discarded. A more formal explanation of this method is reported in Algorithm 1.

Algorithm 1 Baseline: Counting higher-order motifs

Input: a hypergraph $\mathcal{H} = (V, E)$ and an integer $k \in \{3, 4\}$.

Output: distribution of the frequency of the motifs of order k .

- 1: Let $G = (V, E')$ be the projection of \mathcal{H}
 - 2: Let \mathcal{M} be the motifs frequency dictionary
 - 3: $\mathcal{S} \leftarrow \text{ESU}(G, k)$
 - 4: **for each** $subgraph = (V^*, E^*) \in \mathcal{S}$ **do**
 - 5: $candidate_motif \leftarrow$ sub-hypergraph (of \mathcal{H}) induced by V^*
 - 6: **if** $candidate_motif$ is connected **then**
 - 7: Let \mathcal{C}_m be the isomorphism class of $candidate_motif$
 - 8: $\mathcal{M}[\mathcal{C}_m] += 1$
 - 9: **end if**
 - 10: **end for**
-

4.2 Efficient algorithms

The most expensive step in the previous algorithm is obviously the ESU subroutine. Moreover, the performance is widely impacted by the fact that hypergraph projections can be very dense and that lots of subgraphs are discarded for not satisfying the requirement of the induced sub-hypergraphs of

being connected. In order to solve these problems, we work directly on hypergraphs, designing an efficient algorithm that exploits containment properties of higher-order structures in real-world systems. We optimize separately the two cases of 3- and 4-node motifs.

3-node motifs

As shown in Figure 1, two of the motifs involving three nodes are composed only by pairwise relations, while the others involve one hyperedge of order 3. To discover the latter, it is enough to iterate over all the hyperedges of order 3 and then recover the nested pairwise links to build the motif (“fill in” the hyperedges, see Section 4.3); the sub-hypergraph is trivially connected, since its nodes are part of the same hyperedge. Then, we can ignore all the higher-order interactions and focus only on the pairwise links, since we are interested in counting the frequency of the first two motifs of Figure 1. In this case, we can rely on ESU. This time, however, it will need to handle a lot less edges. Every time ESU returns an output, the triplet of nodes could have been counted already in the previous step (i.e., overlap between a pairwise motif and a hyperlink of order 3): in this case, the triplet is discarded. The first step has a complexity linear in the number of the hyperedges of size 3, while the second step inherits the complexity of the ESU algorithm. A formal description of the algorithm for higher-order motifs of order 3 is reported in Algorithm 2.

Algorithm 2 Efficient algorithm: Counting higher-order motifs of order 3

Input: a hypergraph $\mathcal{H} = (V, E)$.

Output: distribution of the frequency of the motifs of order 3.

- 1: Let \mathcal{M} be the motifs frequency hash map
 - 2: **for each** hyperedge e of order 3 in E **do**
 - 3: $V^* \leftarrow$ vertices of e
 - 4: $motif \leftarrow$ sub-hypergraph induced by V^*
 - 5: Let \mathcal{C}_m be the isomorphism class of $motif$
 - 6: $\mathcal{M}[\mathcal{C}_m]_+ = 1$
 - 7: **end for**
 - 8: $G \leftarrow$ Discard all hyperedges of order 3 from \mathcal{H}
 - 9: $\mathcal{S} \leftarrow$ ESU($G, 3$)
 - 10: **for each** $subgraph = (V^*, E^*) \in \mathcal{S}$ **do**
 - 11: **if** V^* not already visited **then**
 - 12: Let \mathcal{C}_m be the isomorphism class of $subgraph$
 - 13: $\mathcal{M}[\mathcal{C}_m]_+ = 1$
 - 14: **end if**
 - 15: **end for**
-

4-node motifs

The algorithm for motifs of order 4 is similar, albeit there are some more details to take into account. One can still iterate on all the hyperedges of order 4, count the motifs by considering also the rich nested structures (one can observe that this time also hyperedges of order 3 can be nested), and discard all the 4-hyperedges. However, as a second step, one needs also to iterate over all the 3-hyperedges and consider all the possible neighbors; in fact, 3-hyperedges define only a sub-hypergraph with 3 nodes, while we are requesting 4 nodes. Neighbors can be listed by considering all the edges that add only 1 new node, since 3 nodes are already fixed. The last step is to consider only pairwise interactions, and relies again on ESU. Here, again, the first step has a complexity linear in the number of hyperedges of size 4, the second step has a complexity quadratic in the total number of hyperedges (linear in the number of hyperedges of size 3 and then linear for each hyperedge to explore its neighborhood), and the final step inherits the complexity of the ESU algorithm. A formal description of the algorithm for higher-order motifs of order 4 is reported in Algorithm 3.

4.3 Algorithm details

Counting higher-order motifs can be interpreted as the enumeration of all the possible connected sub-hypergraphs of size k , assigning each of them to an isomorphism class. An efficient way to assign an isomorphism class to a connected sub-hypergraph of size k (for small values of k) is relying on a hash map. One can generate and hash every possible pattern of higher-order interactions involving k nodes, with also all the possible relabelings. Relabelings are important because the same sub-hypergraphs can be stored with different labels on the vertices. For example, we have 6 different patterns of higher-order interactions with 3 nodes, each with $3!$ possible relabelings; eventually, the hash map will contain $6 \cdot 3! = 36$ entries. One can use the hash map as a counter, since each observed sub-hypergraph is a key. After having enumerated all the sub-hypergraphs, the final count of each motif is simply the sum of all the entries of the hash map that belong to the same isomorphism class. We show a summary of this process in Figure 3.

Another important routine in our algorithms is the construction of vertex-induced sub-hypergraphs. Given a set of vertices V' , we are interested in querying the set of all the hyperedges to extract those who have all their endpoints in V' . This is what we referred as “filling in” a set of vertices in the previous sections. For our specific case, this problem is efficiently solvable relying again on hash maps as follows. We can hash every hyperedge of a hypergraph: this ensures that we are able to check the existence of an hyperedge in constant time. Since we are only interested in solving this problem for query set of vertices of size 3 or 4, we can easily generate all the possible 2^3 or 2^4 subsets of vertices (we can also ignore the empty set and the singletons) and check in constant time if each subset is an existing hyperedge. We show a summary of this process in Figure 3.

Algorithm 3 Efficient algorithm: Counting higher-order motifs of order 4

Input: a hypergraph $\mathcal{H} = (V, E)$.

Output: distribution of the frequency of the motifs of order 4.

```

1: Let  $\mathcal{M}$  be the motifs frequency hash map
2: for each hyperedge  $e$  of order 4 in  $E$  do
3:    $motif \leftarrow$  sub-hypergraph induced by  $e$ 
4:   Let  $\mathcal{C}_m$  be the isomorphism class of  $motif$ 
5:    $\mathcal{M}[\mathcal{C}_m] += 1$ 
6:   Set vertices of  $motif$  as visited
7: end for
8:  $\mathcal{H} \leftarrow$  Discard all hyperedges of order 4 from  $\mathcal{H}$ 
9: for each hyperedge  $e$  of order 3 in  $E$  do
10:  Let  $\mathcal{E}$  be the set of hyperedges adjacent to  $e$ 
11:  for each hyperedge  $e_i$  in  $\mathcal{E}$  do
12:    if  $|e \cup e_i| = 4$  and  $e \cup e_i$  not already visited then
13:       $motif \leftarrow$  sub-hypergraph induced by  $e \cup e_i$ 
14:      Let  $\mathcal{C}_m$  be the isomorphism class of  $motif$ 
15:       $\mathcal{M}[\mathcal{C}_m] += 1$ 
16:      Set vertices of  $motif$  as visited
17:    end if
18:  end for
19: end for
20:  $\mathcal{H} \leftarrow$  Discard all hyperedges of order 3 from  $\mathcal{H}$ 
21:  $\mathcal{S} \leftarrow$  ESU( $\mathcal{H}, 4$ )
22: for each  $subgraph = (V^*, E^*) \in \mathcal{S}$  do
23:  if  $V^*$  not already visited then
24:    Let  $\mathcal{C}_m$  be the isomorphism class of  $subgraph$ 
25:     $\mathcal{M}[\mathcal{C}_m] += 1$ 
26:    Set  $V^*$  as visited
27:  end if
28: end for

```

5 Sampling methods for counting higher-order motifs

Scalability is an ever-lasting issue for exact motif discovery algorithm. Motif analysis has a number of real-world applications that require handling huge datasets. However, exact algorithms for motif discovery become intractable pretty soon for realistic inputs and motif sizes. In order to cope with this complexity, we propose an approximated method based on hyperedge sampling. Algorithm 4 samples with replacement S times an hyperedge e and enumerates all the connected sub-hypergraphs of a given input number of nodes and containing e . Of course, the number of samples S controls the quality of the approximated results. In a way similar to the exact algorithm (therefore we avoid explicitly mentioning in the pseudocode), if the algorithm is requested to

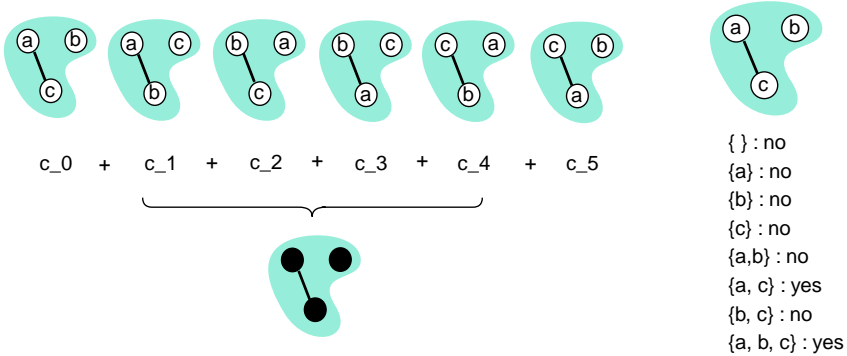


Fig. 3: On the left, we show how to efficiently solve the problem of hypergraph isomorphism for small hypergraphs. We generate and hash every possible pattern of higher-order interactions involving k nodes with all the corresponding relabelings. Every observed sub-hypergraph will be equivalent to one and only one of the entries of the hash map. The final count of each motif is the sum of all the entries of the hash map that belong to the same isomorphism class. On the right, we show how to construct vertex-induced sub-hypergraphs efficiently. As a preprocessing step, we hash every hyperedge in a hypergraph, allowing to check for their existence in constant time. For a query set of 3 or 4 vertices, we generate all the possible 2^3 or 2^4 subsets of the query set and check in constant time if each subset is an existing hyperedge. Every time a subset is found to exist, we add it to the sub-hypergraph induced by the query set.

output motifs of size k , then sampling an hyperedge of size k requires no exploration of the neighborhood. If the algorithm samples an hyperedge e of size less than k , then some exploration of possibly different levels of the neighborhood of e is required. Moreover, the previously mentioned process of “filling in” the hyperedges is repeated to count the right instances of the motifs. In order to estimate the exact count for each motif, the algorithm multiplies the observed count by a correction factor given by the probability of sampling a certain motif, as reported in the pseudocode. To simplify the computation of the correction factor, during the exploration of the neighborhood of a hyperedge e , the algorithm discards all the sub-hypergraphs that contain at least a hyperedge of cardinality higher than e . In other words, a pattern of sub-hypergraph can be considered only when the hyperedge of maximal cardinality is sampled.

Directly sampling hyperedges from the hypergraphs leads to unreliable results. The distribution of the size of the hyperedges is not uniform, therefore the algorithm would often sample hyperedges of size 2, and rarely, for example, hyperedges of size 4. This would lead to a poor estimation of certain patterns of sub-hypergraphs. Therefore, we divide the sampling in different steps (similarly to the exact algorithm) and ensure that a reasonable amount of hyperedges of the different sizes are considered. Let S_k be the number of

samples assigned to hyperedges of size k , such that $S = \sum_k S_k$. We estimate good values for S_k for every k empirically, exhaustively searching among different combinations of values and selecting those that maximize a defined quality function (see Section A).

Algorithm 4 Sampling algorithm: Counting higher-order motifs of order 4

Input: a hypergraph $\mathcal{H} = (V, E)$, number of hyperedge to sample S .

Output: approximated distribution of the frequency of the motifs of order 4.

```

1: Let  $\mathcal{M}$  be the motifs frequency hash map
2: Let  $E_k$  represent the set of hyperedges of  $\mathcal{H}$  of size  $k$ 
3: Let  $S_k$  be the number of samples assigned to hyperedges of size  $k$  (ensure
   that the sum of the  $S_k$  for every possible  $k$  is equal to  $S$ )
4:  $sampled\_edges \leftarrow$  sample  $S_2$  hyperedges from  $E_2$ 
5:  $sampled\_edges \leftarrow sampled\_edges \cup$  sample  $S_3$  hyperedges from  $E_3$ 
6:  $sampled\_edges \leftarrow sampled\_edges \cup$  sample  $S_4$  hyperedges from  $E_4$ 
7: for each hyperedge  $e$  in  $sampled\_edges$  do
8:   Let  $\mathcal{S}$  be the set of connected sub-hypergraphs of  $\mathcal{H}$  containing  $e$ 
9:   for each sub-hypergraph in  $\mathcal{S}$  do
10:    if sub-hypergraph contains a hyperedge of cardinality bigger than  $e$ 
    then
11:      continue
12:    end if
13:    Let  $\mathcal{C}_m$  be the isomorphism class of sub-hypergraph
14:     $\mathcal{M}[\mathcal{C}_m] += 1$ 
15:  end for
16: end for
17: for each motif  $m$  with count  $c$  in  $\mathcal{M}$  do
18:   Let  $maxcard$  be the maximum size of the hyperedges in  $m$ 
19:   Let  $countmax$  be the number of the hyperedges in  $m$  of size  $maxcard$ 
20:    $c \leftarrow \frac{c \cdot |E_{maxcard}|}{S_{maxcard} \cdot countmax}$ 
21: end for

```

6 Experimental evaluation

In order to assess the improvement in the performance of the algorithms for higher-order motif discovery when (i) exploiting higher-order structures instead of applying classic methods on the hypergraph projection and (ii) approximating motif frequency, we collected a variety of hypergraph datasets representing real-world systems with group interactions. Beside the evaluation of the performance, we also study the accuracy of the sampling algorithm and exploit sampling methods to study higher-order motifs of order 5. All the experiments have been carried out on a machine with a 8-core (2.2GHz) Intel Xeon CPU and 94GB of RAM, running Ubuntu 20.04.4 LTS. The algorithms

Table 1: Summary statistics of the datasets considered for our experiments. Each higher-order network is described by the domain, the number of nodes, the total number of hyperedges of size 2, 3, 4 and 5.

Dataset	Domain	N	E_2	E_3	E_4	E_5
hs	proximity	327	5498	2091	222	7
ps	proximity	242	7748	4600	347	9
EU	e-mail	998	12753	4938	2294	1359
dblp	co-auth	1924991	693363	667291	419434	205970
history	co-auth	1014734	160885	47423	19120	8775
geology	co-auth	1256385	275736	227950	159509	99140

Table 2: Comparison of the running time (s) of the exact algorithms with motifs of order 3 and 4.

Dataset	Base-3	Eff-3	Base-4	Eff-4
hs	7	5	362	230
ps	25	18	1920	1339
EU	44	29	5286	2757
dblp	1185	134	> 24h	2885
history	42	19	4591	526
geology	207	36	32810	475

presented in this paper are implemented in Python3. The code is publicly available [32].

6.1 Datasets

We collected a variety of real-world datasets from different domains, describing face-to-face interactions, co-authorship relations and e-mail communications. Co-authorship data (`dblp`, `history` and `geology`) [33] is naturally encoded as a set of nodes (the authors) involved in higher-order interactions (the scientific papers). Also E-mail data (`EU`) [33] is naturally encoded as a set of higher-order interactions, since e-mails can have multiple recipients at the same time. However, higher-order interactions need to be inferred from pairwise relations in data about face-to-face interactions (`primary school` and `high school`) [33]. In this case, cliques of size k are promoted to group interactions of order k , if the corresponding dyadic encounters happened at the same time. The summary statistics of the datasets are reported in Table 1.

6.2 Performance evaluation

Exact algorithm

In Table 2 we compare our exact algorithm for higher-order motifs discovery against the baseline algorithm in terms of their execution running time. We show that exploiting directly higher-order structures speeds up the computations. The efficient algorithm outperforms the baseline in every dataset. Moreover, it is worth mentioning that the analysis with motifs of order 4 of `dblp` with the baseline algorithm was not feasible in a reasonable amount of time. The larger gains are observed in co-authorship data. Co-authorship systems are proved to display a nested structure of hyperedges made up of a small number of hyperedges of large average size [24]. In fact, these kind of systems are the ideal scenario for our algorithm. We can notice that the gains are not as noticeable in social datasets, that tends to be governed by dense patterns of lower-order interactions [24].

Sampling algorithm

In Table 3 we show the execution running time in seconds of the sampling algorithm on the different datasets with multiple values of S , i.e., the parameter that controls the number of samples. The different size scale of the co-authorship and social datasets require different sample sizes to achieve results of comparable quality. Since the analysis of the motifs of order 3 was already easily doable, we consider only the task of motif discovery of order 4. We show that hyperedge sampling dramatically improves the performance. As expected, the parameter S heavily affects the running time. As always, there is a trade-off between the accuracy of the results (higher values of S lead to more accurate estimates) and the execution running time.

6.3 Accuracy of sampling method

Beside evaluating the running time of the sampling method, it is also important to assess the output quality of the estimates compared to exact higher-order motif profiles. We compute motif profiles [24] comparing the observed frequencies of the motifs with those on a null model [34] to assess their statistical significance (we sample $N = 10$ times from the configuration model).

We evaluate the quality of the estimated motif profiles in terms of:

- the *Pearson's correlation coefficient* ρ between the estimated and the exact higher-order motif profiles. The coefficient assigns values close to 1 to profiles in strong agreement and values close -1 to profiles in a strong disagreement.
- the *Maximum Absolute Error (MaxAE)* in estimating higher-order motif profiles.
- the *Mean Absolute Error (MAE)* in estimating higher-order motif profiles.

In Table 3, we show that we obtain good results even with a small number of samples with respect to the total size of the hypergraphs. The measures of output quality grow with increases in S . A good trade-off among the output

Table 3: Hyperedge sampling dramatically improves the performance with respect to the exact algorithm. The execution running time of the approximated algorithm heavily depends on the choice of the sample size S . The correlation coefficient ρ between the estimated and the exact motif profiles, the maximum absolute error MaxAE and the mean average error MAE grow with increases in the number of samples S . Due to their different size scale, co-authorship and social datasets require different sample sizes to achieve comparable results. We obtain reasonable results even with a very limited number of samples.

Dataset	Exact exec. time (s)	S	Approx. exec. time (s)	ρ	MaxAE	MAE
hs	230	100	3	.914	.151	.015
		250	8	.953	.122	.011
		500	16	.978	.096	.007
		1K	29	.987	.065	.006
ps	1339	100	11	.918	.151	.017
		250	30	.950	.135	.012
		500	63	.977	.093	.008
		1K	118	.986	.071	.006
EU	2757	100	15	.804	.203	.028
		250	34	.887	.159	.020
		500	73	.923	.134	.016
		1K	144	.963	.098	.010
dblp	2885	1K	32	.495	.088	.055
		2.5K	41	.555	.088	.047
		5K	56	.610	.089	.038
		10K	85	.696	.087	.027
history	526	1K	5	.679	.176	.033
		2.5K	7	.804	0.169	.022
		5K	11	.867	.170	.016
		10K	22	.913	.124	.012
geology	475	1K	12	.590	.107	.047
		2.5K	15	.661	.107	.039
		5K	19	.719	.106	.032
		10K	30	.784	.103	.024

quality, S and the execution running time will be critical for real-world applications. The measures of output quality are averaged across 10 repetitions for every value of S .

A second evaluation metric is the correlation matrix of the motif significance profiles [1, 24] of the different real-world hypergraphs. In Figure 4, the correlation matrix shows the emergence of two “superfamilies” of real-world hypergraphs, in a way similar to [24]. Clustering tend to separate social and

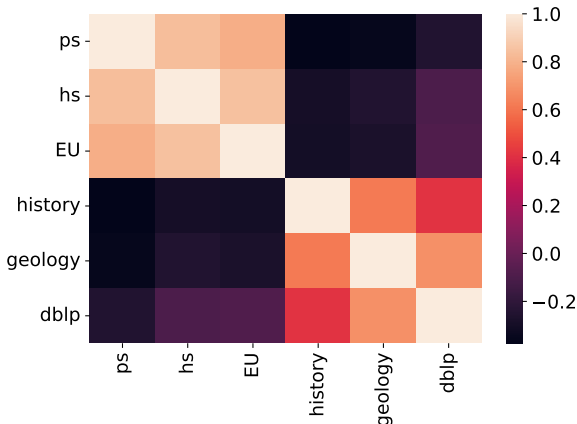


Fig. 4: The correlation matrix of the significance profiles built with sampling methods ($S = 1000$ for co-authorship data and $S = 100$ for social data) highlights the emergence of two clusters that separate social and co-authorship data.

co-authorship data. This further proves that sampling methods are still able to capture and highlight patterns of higher-order interactions that are probably linked to the functionalities of the networks.

6.4 Applications: Mining larger higher-order motifs

Approximated methods not only speed up motif analysis for large datasets, but also allow for the study of larger patterns of interactions. Exact counting algorithms are suited only for the extraction of motifs of order 3 and 4. Here we employ our proposed sampling algorithm and characterize two real-world hypergraphs, namely **history** and **high school**, in terms of their higher-order motifs of order 5. In order to evaluate the statistical significance of the results, we compare the results with those on a configuration model. We use the same statistical evaluation methods proposed in [24], i.e., we consider the relative abundance of each motif with respect to a configuration model [35]. In Figure 5 we show the most over-expressed higher-order motifs of order 5 in both the real-world hypergraphs. We can notice how also at this scale, we still observe patterns characteristic of co-authorship data (low number of interactions of large average size) and face-to-face data (high number of interactions of small average size). This is in line with the results on the nested structure of real-world hyperedges proposed in [24].

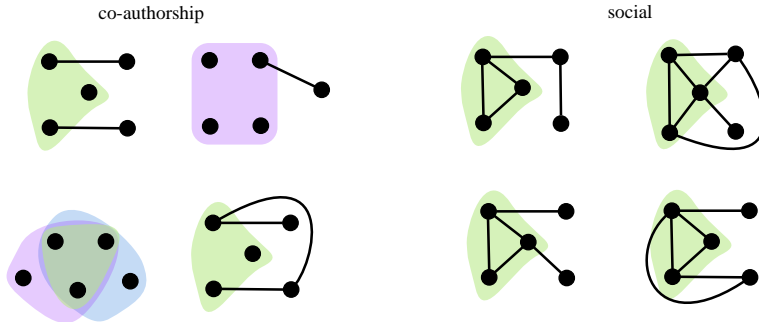


Fig. 5: Over-expressed patterns of higher-order interactions highlight structural principles of the different domains.

7 Conclusion

In this paper we have proposed a first algorithmic framework for the problem of higher-order motif discovery in hypergraphs as defined in [24]. We have developed an efficient exact algorithm for the analysis of the higher-order motif of order 3 and 4. Such exact algorithm exploits hyperedges and their nested structure to efficiently enumerate sub-hypergraphs of a given size. We have proved that considering directly the hypergraph structure of data outperforms traditional computational frameworks for network motifs that work on projected data. We have developed an approximated method based on hyperedge sampling to overcome scalability issues of exact algorithms. We have proved that such approximated algorithm allows for a huge gain in the running time at only a little expense on the accuracy of the results. Moreover, our sampling algorithm allows for the analysis of larger motifs, which were not computationally feasible with exact methods. We believe that faster algorithms for higher-order motif analysis, such as our proposed sampling algorithm, can pave the way for exciting applications. In this direction, important aspects for future work is the development of sampling algorithms with strong approximation guarantees and the investigation of more efficient sampling strategies for the different categories of patterns of higher-order interactions.

References

- [1] Milo, R., Shen-Orr, S., Itzkovitz, S., Kashtan, N., Chklovskii, D., Alon, U.: Network motifs: Simple building blocks of complex networks. *Science* **298**(5594), 824–827 (2002)
- [2] Schwarze, A.C., Porter, M.A.: Motifs for processes on networks. *SIAM Journal on Applied Dynamical Systems* **20**(4), 2516–2557 (2021)

- [3] Milo, R., Itzkovitz, S., Kashtan, N., Levitt, R., Shen-Orr, S., Ayzenshtat, I., Sheffer, M., Alon, U.: Superfamilies of evolved and designed networks. *Science* **303**(5663), 1538–1542 (2004)
- [4] Alon, U.: Network motifs: Theory and experimental approaches. *Nat. Rev. Genet.* **8**(6), 450 (2007)
- [5] Shen-Orr, S.S., Milo, R., Mangan, S., Alon, U.: Network motifs in the transcriptional regulation network of *Escherichia coli*. *Nat. Genet.* **31**(1), 64 (2002)
- [6] Dobrin, R., Beg, Q.K., Barabási, A.-L., Oltvai, Z.N.: Aggregation of topological motifs in the *Escherichia coli* transcriptional regulatory network. *BMC bioinformatics* **5**(1), 1–8 (2004)
- [7] Sporns, O., Kötter, R.: Motifs in brain networks. *PLoS Biol* **2**(11), 369 (2004)
- [8] Chen, L., Qu, X., Cao, M., Zhou, Y., Li, W., Liang, B., Li, W., He, W., Feng, C., Jia, X., *et al.*: Identification of breast cancer patients based on human signaling network motifs. *Scientific reports* **3**(1), 1–7 (2013)
- [9] Hong-lin, X., Han-bing, Y., Cui-fang, G., Ping, Z.: Social network analysis based on network motifs. *Journal of Applied Mathematics* **2014** (2014)
- [10] Saracco, F., Di Clemente, R., Gabrielli, A., Squartini, T.: Detecting early signs of the 2007–2008 crisis in the world trade. *Scientific reports* **6**(1), 1–11 (2016)
- [11] Bascompte, J., Stouffer, D.B.: The assembly and disassembly of ecological networks. *Philosophical Transactions of the Royal Society B: Biological Sciences* **364**(1524), 1781–1787 (2009)
- [12] Simmons, B.I., Cirtwill, A.R., Baker, N.J., Wauchope, H.S., Dicks, L.V., Stouffer, D.B., Sutherland, W.J.: Motifs in bipartite ecological networks: uncovering indirect interactions. *Oikos* **128**(2), 154–170 (2019)
- [13] Onnela, J.-P., Saramäki, J., Kertész, J., Kaski, K.: Intensity and coherence of motifs in weighted complex networks. *Phys. Rev. E* **71**, 065103 (2005)
- [14] Kovanen, L., Karsai, M., Kaski, K., Kertész, J., Saramäki, J.: Temporal motifs in time-dependent networks. *J. Stat. Mech. Theory Exp.* **2011**(11), 11005 (2011)
- [15] Paranjape, A., Benson, A.R., Leskovec, J.: Motifs in temporal networks. In: *Proceedings of the Tenth ACM International Conference on Web Search and Data Mining*, pp. 601–610 (2017). ACM

- [16] Battiston, F., Nicosia, V., Chavez, M., Latora, V.: Multilayer motif analysis of brain networks. *Chaos: An Interdisciplinary Journal of Nonlinear Science* **27**(4), 047404 (2017)
- [17] Kivelä, M., Porter, M.A.: Isomorphisms in multilayer networks. *IEEE Transactions on Network Science and Engineering* **5**(3), 198–211 (2018)
- [18] Battiston, F., Cencetti, G., Iacopini, I., Latora, V., Lucas, M., Patania, A., Young, J.-G., Petri, G.: Networks beyond pairwise interactions: structure and dynamics. *Physics Reports* **874**, 1–92 (2020)
- [19] Battiston, F., Amico, E., Barrat, A., Bianconi, G., Ferraz de Arruda, G., Franceschiello, B., Iacopini, I., Kéfi, S., Latora, V., Moreno, Y., Murray, M.M., Peixoto, T.P., Vaccarino, F., Petri, G.: The physics of higher-order interactions in complex systems. *Nature Physics* **17**(10), 1093–1098 (2021)
- [20] Patania, A., Petri, G., Vaccarino, F.: The shape of collaborations. *EPJ Data Sci.* **6**(1), 18 (2017)
- [21] Cencetti, G., Battiston, F., Lepri, B., Karsai, M.: Temporal properties of higher-order interactions in social networks. *Scientific Reports* **11**, 7028 (2021)
- [22] Berge, C.: *Graphs and hypergraphs* (1973)
- [23] Lee, G., Ko, J., Shin, K.: Hypergraph motifs: Concepts, algorithms, and discoveries. *Proc. VLDB Endow.* **13**(12), 2256–2269 (2020)
- [24] Lotito, Q.F., Musciotto, F., Montresor, A., Battiston, F.: Higher-order motif analysis in hypergraphs. *Communications Physics* **5**(1), 79 (2022)
- [25] Wernicke, S.: Efficient detection of network motifs. *IEEE/ACM Trans. Comput. Biol. Bioinformatics* **3**(4), 347–359 (2006)
- [26] Patra, S., Mohapatra, A.: Review of tools and algorithms for network motif discovery in biological networks. *IET Systems Biology* **14**(4), 171–189 (2020)
- [27] Liu, P., Benson, A.R., Charikar, M.: Sampling methods for counting temporal motifs. In: *Proceedings of the Twelfth ACM International Conference on Web Search and Data Mining. WSDM '19*, pp. 294–302. Association for Computing Machinery, New York, NY, USA (2019)
- [28] Jazayeri, A., Yang, C.C.: Motif discovery algorithms in static and temporal networks: A survey. *Journal of Complex Networks* **8**(4) (2020). cnaa031

- [29] Horváth, T., Bringmann, B., De Raedt, L.: Frequent hypergraph mining. In: Muggleton, S., Otero, R., Tamaddoni-Nezhad, A. (eds.) Inductive Logic Programming, pp. 244–259. Springer, Berlin, Heidelberg (2007)
- [30] Preti, G., De Francisci Morales, G., Bonchi, F.: Fresco: Mining frequent patterns in simplicial complexes. In: Proceedings of the ACM Web Conference 2022. WWW '22, pp. 1444–1454. Association for Computing Machinery, New York, NY, USA (2022)
- [31] Lee, G., Shin, K.: Thyme+: Temporal hypergraph motifs and fast algorithms for exact counting. In: 2021 IEEE International Conference on Data Mining (ICDM), pp. 310–319 (2021). IEEE
- [32] Lotito, Q.F.: Higher-order Motif Discovery Sampling Algorithm. <https://github.com/FraLotito/sampling-motifs>
- [33] Benson, A.R., Abebe, R., Schaub, M.T., Jadbabaie, A., Kleinberg, J.: Simplicial closure and higher-order link prediction. Proc. Natl. Acad. Sci. U.S.A. **115**(48), 11221–11230 (2018)
- [34] Chodrow, P.S.: Configuration models of random hypergraphs. J. Complex Netw. **8**(3) (2020)
- [35] Chodrow, P.S.: Configuration models of random hypergraphs. Journal of Complex Networks **8**(3) (2020)

Appendix A Parameters search

Our approximated algorithm requires different parameters. The parameter S controls the number of samples of hyperedges to be performed in order to estimate the count of the patterns of sub-hypergraphs. Without a careful design, directly sampling hyperedges from the hypergraphs leads to unreliable results. In fact, the distribution of the size of the hyperedges in a real-world hypergraph is not uniform, leading the algorithm to often sample hyperedges of size 2, and rarely, for example, hyperedges of size 4. This would result in poor estimations of higher-order motifs involving a group interaction of size 3 or 4.

In order to solve this issue, we divide the sampling in different steps, budgeting the samples from the hyperedges of the different size, ensuring a reasonable amount of hyperedges every size is considered. Let S_k be the number of samples assigned to hyperedges of size k . We fix the sum of S_k for every k to be equal to S . We empirically estimate good values for the parameters S_k , exhaustively searching among different combinations of values and selecting those that maximize a defined quality function (Pearson’s correlation ρ between the exact higher-order motif profile and the estimated one). We perform the analyses on two datasets, one for each macro-domain: `high school`

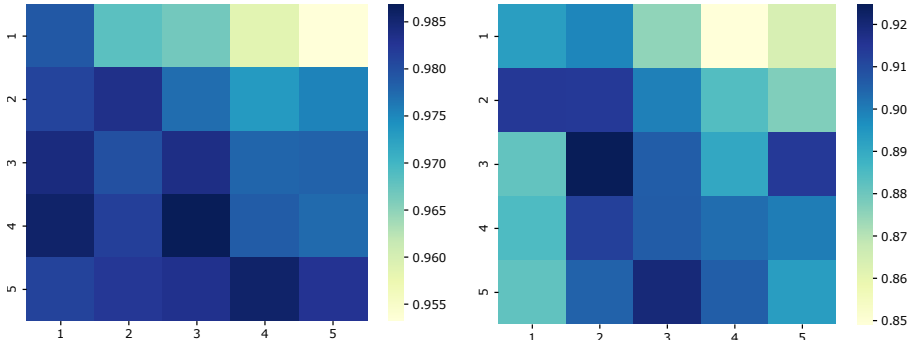


Fig. A1: We parametrize the number of samples of hyperedges of size 3 and 4 with respect to the number of samples of hyperedges of size 2 and search the values for which the correlation between the exact motif profile and the estimated one is maximized. The x -axis parametrizes the number of sample of hyperedges of size 4. The y -axis parametrizes the number of sample of hyperedges of size 3. Light squares displays lower levels of correlation, while dark squares higher levels. On the left, we show the matrix for the high school dataset. On the right, the matrix for the history dataset. We get the best parameters by averaging the two matrices.

and `history`. We consider motifs of order 4, therefore we need to estimate S_2 , S_3 and S_4 , namely, respectively the amount of samples from the hyperedges of order 2, 3 and 4. Given that $S_2 + S_3 + S_4 = S$, one can fix S_2 , parametrize S_3 and S_4 to be multiple of S_2 , and perform exhaustive search. We show the results in Figure A1. Averaging the results of the two matrices, we get that our quality measure is maximized when $S_3 = 3S_2$ and $S_4 = 2S_2$. We use these parameters in our experiments.