

A Distributed Multilevel Memetic Algorithm for Signed Graph Clustering

Felix Hausberger*

Marcelo Fonseca Faraj[†]

Christian Schulz[‡]

Abstract

In real-world applications, interactions between two entities can be usually represented by signed graphs, i.e., graphs containing edges with positive weight representing node attraction and edges with negative weight representing node repulsion. A relevant problem for the analysis of a graph is to find a graph clustering, i.e., a partition of its nodes into clusters such that nodes contained in the same cluster are densely connected by positive edges and sparsely connected by negative edges. In this work, we propose and engineer all the details of a memetic algorithm based on a novel multi-level approach for the problem. Experimental results show that our memetic strategy computes significantly better solutions than the current state-of-the-art.

1 Introduction

Graphs are a powerful mathematical abstraction used to represent a wide variety of phenomena such as social networks, email exchanges, purchases, and so forth. In many real-world applications, interactions between two entities can be accurately represented by *signed graphs*, i.e., graphs containing edges with positive and negative weights. In particular, the sign associated with an edge can indicate when the nature of an interaction between nodes is positive (e.g., attraction, similarity, friendship) or negative (e.g., repulsion, difference, animosity). A relevant problem for the analysis of complex graphs is to find a *graph clustering*, i.e., a partition of the nodes of a graph into well-characterized blocks or *clusters*. The general purpose when clustering unsigned graphs (graphs containing only positive edges) is to ensure that nodes contained in the same cluster are densely connected while nodes from distinct clusters are sparsely connected. For clustering signed graphs, the general purpose is a bit different. On the one hand, it is to ensure that nodes contained in the same cluster are densely connected by positive edges and sparsely connected by negative edges. On the other hand, it is to ensure that nodes from distinct clusters are densely

connected by negative edges and sparsely connected by positive edges.

Graph clustering on unsigned graphs has been extensively studied under various perspectives [1]. Nevertheless, signed graph clustering is not a straightforward extension of unsigned graph clustering, instead it requires specific metrics and approaches. On the one hand, edges with negative weight cannot be directly addressed by traditional metrics such as modularity and conductance. On the other hand, the existence of negative edges can make the underlying clustering structure of a graph much more explicit than in unsigned graphs. As a consequence, metrics that are not sufficient to evaluate the quality of an unsigned clustering can be sufficient to evaluate a signed clustering. One of such metrics is *edge-cut*, which simply measures the summed weight of edges running between clusters. This metric is not enough to evaluate a clustering of an unsigned graph because its lower bound value is zero, which is trivially achieved by grouping all nodes of the graph together in a single cluster, which is usually a poor clustering in practice. Differently, the lower bound for edge-cut on signed graphs is the summed weight of its negative edges. If there is a clustering with such edge-cut value, it keeps all positive edges inside clusters and cuts all negative edges, i.e., it reaches the general aim of signed graph clustering. The problem of finding a clustering of signed graphs with minimum edge-cut is NP-hard [2], hence heuristic algorithms are used in practice. The signed graph clustering problem has been solved for distinct objective functions using a wide variety of methods, including spectral [3, 4, 5, 6], evolutionary [7, 8, 9], combinatorial [10, 11], and exact integer linear [12, 13, 14, 15, 16] approaches. Although the edge-cut objective function has already been deeply explored for some problems such as the graph partitioning problem [17, 18, 19, 20, 21, 22, 23, 24], very little work has been done to heuristically address it in the context of signed graph clustering.

Contribution. In this manuscript, we make a first attempt at solving the signed graph clustering problem by adapting some of the most powerful techniques originally developed to minimize edge-cut in the context of graph partitioning. In particular, we propose and engineer all the details of a memetic algorithm for the prob-

*eb260@stud.uni-heidelberg.de, Heidelberg University.

[†]marcelofaraj@informatik.uni-heidelberg.de, Heidelberg University.

[‡]christian.schulz@informatik.uni-heidelberg.de, Heidelberg University.

lem. As part an important part of the memetic algorithm, we engineer a multilevel algorithm consisting of a coarsening-uncoarsening scheme coupled with powerful local search methods. Our memetic algorithm is then based on very natural multilevel recombination and mutation operations. Lastly, we parallelize our approach using a coarse-grained island-based approach which has already shown to be scalable in practice. Experimental results show that our memetic algorithm computes significantly better solutions than the state-of-the-art with respect to edge-cut while running for 1 hour on 16 processing elements.

2 Preliminaries

2.1 Basic Concepts. Let $G = (V = \{0, \dots, n-1\}, E)$ be an *undirected signed graph* with no multiple or self edges allowed, such that $n = |V|$ and $m = |E|$. Let $c : V \rightarrow \mathbb{R}_{>0}$ be a node-weight function, and let $\omega : E \rightarrow \mathbb{R} \setminus \{0\}$ be a *signed* edge-weight function. We generalize c and ω functions to sets, such that $c(V') = \sum_{v \in V'} c(v)$ and $\omega(E') = \sum_{e \in E'} \omega(e)$. Let E^- denote the edges with negative weight and E^+ denote the edges with positive weight, such that $E^- \cup E^+ = E$, $E^- \cap E^+ = \emptyset$, $n^- = |E^-|$, and $n^+ = |E^+|$. Let $N(v) = \{u : \{v, u\} \in E\}$ denote the neighbors of v . Let $N^-(v) = N(v) \cap E^-$ denote the neighbors of v with are connected to v by an edge with negative weight. Let $N^+(v) = N(v) \cap E^+$ denote the neighbors of v with are connected to v by an edge with positive weight. A graph $S = (V', E')$ is said to be a *subgraph* of $G = (V, E)$ if $V' \subseteq V$ and $E' \subseteq E \cap (V' \times V')$. When $E' = E \cap (V' \times V')$, S is the subgraph *induced* in G by V' .

Let $d(v)$ be the *degree* of v , let $d^-(v)$ be the *negative degree* of v , i.e., its degree considering only edges with negative weight, and let $d^+(v)$ be the *positive degree* of v , i.e., its degree considering only edges with positive weight. Let Δ , Δ^- , and Δ^+ be the maximum degree, the maximum negative degree, and the maximum positive degree of G respectively. Let $d_\omega(v)$ be the *weighted degree* of v , let $d_\omega^-(v)$ be the *weighted negative degree* of v , i.e., its weighted degree considering only edges with negative weight, and let $d_\omega^+(v)$ be the *weighted positive degree* of v , i.e., its weighted degree considering only edges with positive weight. Let Δ_ω , Δ_ω^- , and Δ_ω^+ be the maximum weighted degree, the maximum weighted negative degree, and the maximum weighted positive degree of G respectively. We generalize the notations $d(\cdot)$, $d^-(\cdot)$, $d^+(\cdot)$, $d_\omega(\cdot)$, $d_\omega^-(\cdot)$, and $d_\omega^+(\cdot)$ to sets, such that $d(V') = \sum_{v \in V'} d(v)$, $d^-(V') = \sum_{v \in V'} d^-(v)$, $d^+(V') = \sum_{v \in V'} d^+(v)$, $d_\omega(V') = \sum_{v \in V'} d_\omega(v)$, $d_\omega^-(V') = \sum_{v \in V'} d_\omega^-(v)$, and $d_\omega^+(V') = \sum_{v \in V'} d_\omega^+(v)$.

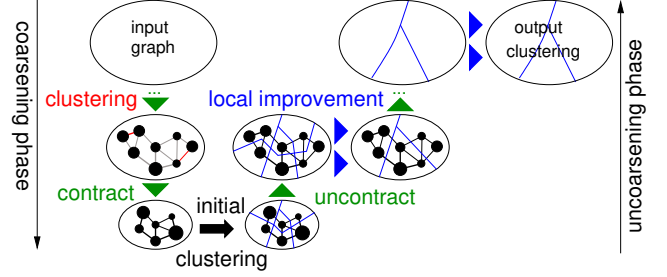


Figure 1: Multilevel scheme.

Let a *clustering* be any partition of V , i.e., a set of *blocks* or *clusters* $V_1, \dots, V_t \subset V$ such that $V_1 \cup \dots \cup V_t = V$ and $V_i \cap V_j = \emptyset$, where $t \in [1, n]$. An abstract view of the clustering is a *quotient graph* \mathcal{Q} , in which nodes represent clusters and edges are induced by the connectivity between clusters. We call *neighboring clusters* a pair of clusters that is connected by an edge in the quotient graph. A vertex $v \in V_i$ that has a neighbor $w \in V_j$, $i \neq j$, is a boundary vertex. The *edge-cut* of a clustering consists of the total weight of the edges crossing clusters (also called *cut edges*), i.e., $\sum_{i < j} \omega(E_{ij})$, where $E_{ij} := \{\{u, v\} \in E : u \in V_i, v \in V_j\}$. Note that $\frac{1}{2}d_\omega^-(V)$ is an absolute lower bound for the edge-cut of any clustering. Let a signed graph be *balanced* if there exists a clustering of it with edge-cut equal to $\frac{1}{2}d_\omega^-(V)$, i.e., where all edges with positive weight are inside clusters and all edges with negative weight are cut. If such clustering does not exist, e.g., a triangle with only one edge with negative weight, we say that the signed graph is *unbalanced*. Let the *signed graph clustering* (SGC) problem consist of obtaining a clustering of an undirected signed graph G in order to minimize the edge-cut.

A successful heuristic for clustering or partitioning large graphs is the *multilevel* approach, illustrated in Figure 1, where the graph is recursively *contracted* to achieve smaller graphs which should reflect the same basic structure as the input graph. After applying an *initial clustering* algorithm to the smallest graph, the contraction is undone and, at each level, a *local search* method is used to improve the partitioning induced by the coarser level. *Contracting* a cluster of nodes $C = \{u_1, \dots, u_\ell\}$ consists of replacing these nodes by a new node v . The weight of this node is set to the sum of the weight of the clustered nodes. Moreover, the new node is connected to all elements $w \in \bigcup_{i=1}^\ell N(u_i)$, $\omega(\{v, w\}) = \sum_{i=1}^\ell \omega(\{u_i, w\})$. This ensures that a partition from a coarser level that is transferred to a finer level maintains the edge-cut of the partition. Figure 2 gives an example. The *uncontraction* of a node undoes the contraction. Local search moves nodes

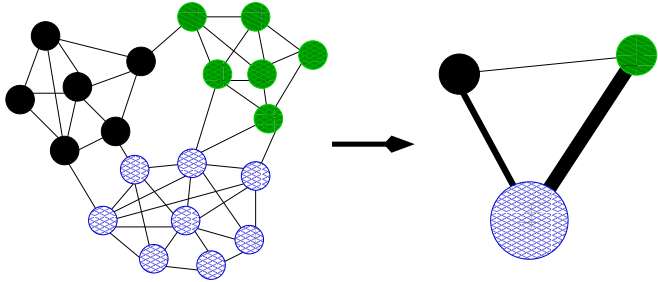


Figure 2: Contraction of a clustering. Each cluster is represented by a different color on the left hand side graph. Each cluster on the left-hand side is contracted to a single vertex on the right hand side.




Figure 3: Typical step of a local search algorithm. Cluster assignments are indicated by colors. In this example, a single node is moved to another cluster in order to decrease the overall edge-cut.

between the blocks in order to reduce the objective, which is exemplified in Figure 3.

Evolutionary or *Memetic algorithms* [25] are a population-based heuristic which mimics the process of natural evolution in order to use as much computational resources as available to optimize some problem. In an evolutionary algorithm, the decision variables must have a convenient *notation*, normally a finite-length string of a given alphabet. In analogy to the terms in genetics, these strings are called *individuals*. Given some individual, there must be a *fitness* function to evaluate its quality and enable comparisons to other individuals. This function might be a computer simulation or an objective mathematical function [26]. A *population* is a set of individuals which evolve during the evolutionary algorithm. *Recombination* [27, 28], also known as *crossover*, is an evolutionary operator which *exploits* the search space by building new and hopefully better solutions combining characteristics of two or more of the previous individuals. *Mutation* [29] is an evolutionary operator which *explores* the search space by building new solutions with some random variations in order to escape local optima. As a general rule, evolutionary algorithms do not give any optimality guarantee, but they are usually very ef-

fective in practice since they can potentially explore and exploit the solution space exhaustively.

2.2 Related Work. There is a huge body of research on signed graph clustering. Roughly the same problem is solved under different names and terms in the literature such as *community detection (or mining) in signed networks* [30, 7, 31], *correlation clustering* [32, 33], and *clique partitioning problem* [12, 13, 14, 15]. Among the most frequent approach for solving the problem, we mention spectral clustering [3, 4, 5, 6] and meta-heuristics [34, 8, 35, 7, 9, 36]. The readers are referred to the surveys [4, 37, 38] for extensive material and references. Here, we focus on the results specifically related to the scope of this manuscript.

Contraction-Based. Keuper et al. [39] propose an algorithm named Greedy Additive Edge Contraction (GAEC). GAEC is an adaptation of greedy agglomeration where the criterion to evaluate the strength of interactions between clusters is the summed weight of the edges shared by them. Bailoni et al. [10] propose GASP, a framework for hierarchical agglomerative clustering on weighted signed graphs. The authors prove that their framework is a generalization to many existing clustering algorithms such as GAEC [39] and introduce new algorithms based on yet unexplored special instances of their framework, such as HCC-Sum. GASP is a bottom-up approach where nodes are initially assigned to their own clusters, which are then iteratively merged in a pair-wise fashion. The framework should be configured to use a specific criterion to evaluate the interaction between a pair of clusters. Some of these criteria are the (average) weighted edge-cut between the clusters and the weight of their shared edge with highest absolute weight. The unconstrained variety of GASP starts by merging clusters with the largest positive interaction and stops once the remaining clusters share only negative interactions. The constrained variety of GASP introduces cannot-merge constraints between pairs of clusters and terminates when all the remaining clusters are constrained against their neighbors. This approach greedily selects the pair of clusters with highest absolute interaction, which can be either positive or negative. When it is positive, the clusters are merged, otherwise a constraint is added to prohibit the clusters from being merged until the end of the algorithm. Experimentally, the best algorithms contemplated by GASP with respect to the minimization of edge-cut are GAEC [39] and HCC-Sum. Similarly to GAEC and HCC-Sum, our multilevel algorithm also constructs a clustering based on successive contractions of the graph. Differently than their approach, our algorithm includes local search methods during the uncoarsening of the graph as well as

an extra coarsening-uncoarsening cycle where the clustering is further refined.

Hua et al. [11] propose FCSG, an algorithm for signed graph clustering which combines a random walk gap (RWG) mechanism with a greedy shrinking method. The RWG mechanism makes a random walk on a version of the graph where negative edges are removed and another random walk on a version of the graph where negative edges are made positive. Using the two random walk graphs that are constructed, the gap between the two graphs is calculated to give information on the natural clustering structure of the signed graph. This information is then used to build a new signed graph whose edge weights more accurately reflect the natural clustering structure of the input signed graph. A clustering is then computed on this new signed graph based on a greedy shrinking approach. Differently than FCSG, our multilevel algorithm does not use random walks and finds a clustering directly on the input signed graph. Although the coarsening phase of our multilevel algorithm is also based on the gradual contraction of clusters, our algorithm uses this clustering construction approach just to produce an initial solution, which is then refined by four powerful local search methods.

Evolutionary. Che et al. [7] propose MACD-SN, an evolutionary algorithm for signed graph clustering optimizing for *signed modularity*. In their algorithm, an individual represents a clustering and the *signed modularity* [40] metric is used as fitness function. An individual is denoted by an n -sized string where each node is assigned to a cluster. Individuals for the initial population are built in two steps. First, randomly assign all nodes to clusters. Second, go through nodes in order to assign each node u to its neighboring cluster V_i which minimizes the expression $NID(u, V_i) = |N^- \cap V_i| + |N^+ \cap \bar{V}_i|$. Classical approaches are implemented for selection, recombination, and mutation. Namely, a tournament selection, a randomized two-way crossover recombination, and a uniform random mutation. The authors also implement a mutation operator which finds the cluster whose nodes contain the highest average value of $NID(u, V_i)$ and then simply assign each of its nodes u to the cluster which minimizes $NID(u, V_i)$. Finally, a local search algorithm is executed on the best mutated offspring in each generation. While the operators of MACD-SN are rather simple and traditional, the operators of our evolutionary algorithm are based on a sophisticated multilevel algorithm which we propose in this work. However, the approach only scales to networks with a few thousand nodes.

Integer Linear Programming. Many integer linear programming (ILP) formulations were proposed for solving the signed graph clustering prob-

lem in order to optimize for edge-cut, as we do here. Grötschel and Wakabayashi [12] propose an ILP formulation consisting of $\Theta(n^2)$ binary variables representing pairs of nodes and $\Theta(n^3)$ transitivity constraints. These constraints ensure that, if two nodes u, v are clustered together, then any other node w will be clustered together with u if, and only if, it is also clustered together with v . Dinh and Thai [13] remove a set of redundant constraints from the ILP by Grötschel and Wakabayashi [12] for a special case of the signed clustering problem and Miyauchi and Sukegawa [14] extend the ILP by Dinh and Thai [13] to signed graph clustering in general. The formulation by Miyauchi and Sukegawa [14] removes transitivity constraints associated with two of more edges with negative weight, which reduces the number of constraints to $O(n(n^2 - m^-))$ constraints. Miyauchi et al. [15] obtain an improved amount $O(nm^+)$ of constraints by running the ILP by Miyauchi and Sukegawa [14] on a new signed graph where artificial edges are introduced between pairs of unconnected nodes from the input graph. In particular, these artificial edges have a negative weight which is small enough to ensure that every optimal solution in this new graph corresponds to an optimal solution in the input graph. Recently Koshimura et al. [16] proposed a further improvement for the ILP by Miyauchi et al. [15] which removes around 50% of its constraints. Although there have been many improved ILP formulations for signed graph clustering in the last years, this approach does not scale well for large instances (in particular for the size of the instances considered in this paper). In particular, signed graphs with more than a few thousand nodes become intractable in practice, which is the reason why most instances in the works cited above have no more than a few hundred nodes.

3 Multilevel Signed Graph Clustering

We now describe a novel multilevel algorithm for signed graph clustering which is an important component of our memetic algorithm. We start with our multilevel strategy, then we discuss each of its components.

3.1 Overall Multilevel Strategy. In this section, we describe our overall multilevel strategy for signed graph clustering. The main difference of our multilevel scheme against other multilevel approaches commonly used for graph partitioning is the absence of a special algorithm to compute an initial solution. More specifically, our multilevel scheme starts with a coarsening phase where a hierarchy of coarser graphs are computed. After this phase is finished, an initial clustering is directly obtained by assigning each node of the coarsest

graph to its own individual cluster. Subsequently, we run an uncoarsening phase where the current best clustering is mapped all the way back from the coarsest graph until the original graph while local search approaches are executed to decrease edge-cut on each level of the hierarchy. After running this whole multilevel cycle, which is illustrated in Figure 1, we run another multilevel cycle as illustrated in Figure 4. In the extra multilevel cycle, the previously computed clustering is forced as the initial solution on the coarsest level and then it is further refined during uncoarsening. Our overall multilevel algorithm is outlined in Algorithm 1.

3.2 Coarsening. In this section, we explain our *coarsening* phase. As shown in Algorithm 1, it consists of two consecutive steps which are iteratively repeated on the current coarsest graph until no more contraction can be performed without increasing the overall edge-cut value. In the first step, a graph clustering is computed. In the second step, each cluster contained in this clustering is contracted in order to produce a coarser graph.

To be self-contained, we briefly outline our clustering algorithm, which is based on *label propagation* [41]. For a graph with n nodes and m edges, one round of size-constrained label propagation can be implemented to run in $O(n + m)$ time. Initially, each node is in its own cluster, i. e., the initial cluster ID of a node is set to its node ID. The algorithm then works in rounds. In each round, all the nodes of the graph are traversed. When a node u is visited, it is *moved* to the cluster that has the largest positive connection weight with u , i. e., it is either moved to the cluster V_i with maximum connection weight $\omega(\{(u, v) \mid v \in N(u) \cap V_i\})$ or it is not moved at all in case there is no cluster whose connection weight with u is larger than zero. This greedy approach ensures that the overall edge-cut is monotonically decreased after each movement of nodes between clusters. Ties are broken randomly. We perform at most L rounds, where L is a tuning parameter. The intuition and aim behind our clustering algorithm is to force positive edges to run inside the clusters and negative edges to run between clusters, which is favorable for the edge cut objective of the overall problem.

After the label propagation, each cluster is replaced by a single node (as exemplified in Figure 2). Due to the way we define contraction, it ensures that a clustering of a coarse graph corresponds to a clustering of all the finer graphs in the hierarchy with the same edge-cut. Note that the contraction of clusters is an aggressive contraction strategy. In contrast to matching-based approaches, it enables us to drastically shrink the size of irregular networks.

The coarsening process stops as soon as no more contraction can be done without increasing the overall edge-cut. The ultimate output of our coarsening phase, i. e., the coarsest graph in the contraction hierarchy, implies an initial clustering obtained by assigning each of its nodes to its own cluster. From this perspective, we can see the whole coarsening phase as an iterative method to construct an initial clustering. In particular, this method starts with n clusters and monotonically decreases this amount for each hierarchy level.

3.3 Uncoarsening. In this section, we explain our *uncoarsening* phase. It is executed directly after the coarsening phase has been completed and every node of the coarsest graph has been assigned to its own cluster. As shown in Algorithm 1, our uncoarsening phase consists of two consecutive steps which are iteratively repeated for each graph in our contraction hierarchy, from the coarsest one to the finest one. In the first step, the current clustering is mapped to the graph contained in the current level of the contraction hierarchy. In the second step, we apply a sequence of local refinement methods to optimize our clustering by moving nodes between clusters.

For each level of the uncoarsening phase, we remap the current best clustering to the next finer graph in the contraction hierarchy. Recall that any clustering can be trivially translated or remapped from a coarser level to a finer level based on our contraction approach, as in the example shown in Figure 2. Furthermore, the edge-cut of the clustering is maintained throughout remapping steps. We run two local refinement methods on this finer version of the graph. First, a *label propagation refinement* randomly visits all nodes and greedily moves each one to the cluster where edge-cut is minimized. Second, a *k-way Fiduccia-Mattheyses (FM) algorithm* [42] refinement greedily goes through the boundary nodes trying to relocate them with a more global perspective in order to improve solution quality. Our refinement methods are based on the concept of *gain*. We define the gain of moving a node to a block as the absolute increase on the overall edge-cut caused by this movement.

Label Propagation Refinement. We apply a local search inspired by *label propagation* [41]. The algorithm works in rounds. In each round, the algorithm visits all nodes in a random order, starting with the labels being the current assignment of nodes to clusters. When a node v is visited, it is moved to the neighboring cluster with highest positive gain. Ties are broken randomly and a 0-gain neighboring cluster can be occasionally chosen with 50% probability if there is no neigh-

Algorithm 1 Multilevel algorithm for signed graph clustering

Input graph $G = (V, E)$ **Output** clustering $\Pi : V \rightarrow \mathbb{N}$

```
1:  $G_0 \leftarrow \emptyset; G_1 \leftarrow G; i \leftarrow 0$  // initialization
2: while  $G_i \neq G_{i+1}$  do // coarsening phase
3:    $i \leftarrow i + 1$ 
4:    $\text{ComputeClustering}(G_i)$  // compute clustering using label propagation
5:    $G_{i+1} \leftarrow \text{ContractClustering}(G_i)$  // contract the computed clustering
6:    $\Pi_i \leftarrow \text{MapNodesToClusters}(G_i)$  // assign each node to its own cluster
7: for  $j \leftarrow i - 1, \dots, 1$  do // uncoarsening phase
8:    $\Pi_j \leftarrow \text{RemapClusteringToFiner}(\Pi_{j+1})$  // remap current clustering to finer level
9:    $\Pi_j \leftarrow \text{RefineClustering}(G_j, \Pi_j)$  // refine with local search algorithms
10:  $\Pi \leftarrow \text{GlobalSearch}(\Pi_1)$  // run extra multilevel cycle to refine clustering
```

boring cluster with positive gain. We perform at most ℓ rounds of the algorithm, where ℓ is a tuning parameter.

K-Way FM Refinement. Our k -way FM refinement was adapted from the implementation in [23]. In k -way FM, we apply an adapted version of the FM algorithm [42] to move nodes between clusters. Unlike the original algorithm, the k -way FM does not restrict the movement of a node to a certain pair of clusters, but performs global-aware movement choices. Our implementation of k -way FM uses only one gain-based priority queue P , which is initialized with the *complete* partition boundary in a random order. Then, the local search repeatedly looks for the highest-gain node v and moves it to the best neighboring cluster. When a node is moved, we insert in P all its neighbors that were not in P and have not been moved yet. The k -way local search stops if P is empty (i.e., each node was moved once) or when a stopping criterion based on a random-walk model described in [23] applies. To escape from local optima, this refinement allows some movements with negative gain. Afterwards local search is rolled back to the lowest cut fulfilling the balance criterion that occurred.

3.4 Global Search. After the overall multilevel cycle described in Algorithm 1 has computed a clustering and refined it over different contraction levels, we run an extra multilevel cycle as a global search method. This global search strategy was introduced in [43] and has been successfully used for many optimization problems. In our case, the extra multilevel cycle is almost identical to Algorithm 1. The only difference is that the previously computed clustering is forced to be the initial solution of the extra multilevel cycle. This is achieved by blocking the cut edges of this clustering from being contracted and only stopping the coarsening phase when the coarser graph equals the quotient graph of the clustering. Figure 4 illustrates this global search proce-

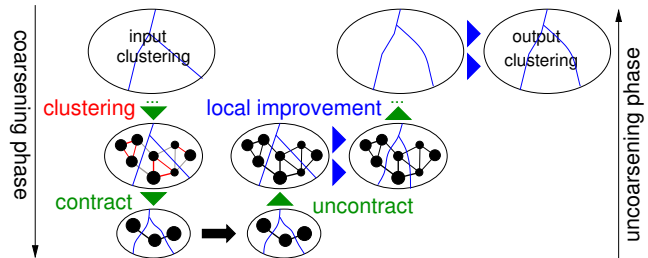


Figure 4: Global Search.

cedure. In Section 4, we extend this approach to build the recombination and mutation operators of our evolutionary algorithm.

4 Distributed Evolutionary Signed Graph Clustering

In this section, we extend our multilevel algorithm to a distributed evolutionary framework. Our approach is directly inspired by the evolutionary algorithm proposed by Sanders and Schulz [24] for graph partitioning. We start by providing a broad description of our overall evolutionary strategy. Then, we discuss each of its algorithmic components and show how we use our multilevel algorithm as a tool to implement evolutionary operators such as recombination and mutation.

4.1 Evolutionary Strategy. In this section, we describe the overall strategy of our distributed evolutionary algorithm. As a typical evolutionary approach, our algorithm is a population-based heuristic which mimics the biological process of evolution in order to optimize for our problem. Given a signed graph G , we define an *individual* as a particular clustering on G . Each processing element performs the following operations using

different random seeds. The algorithm starts by initializing a *population* P with α individuals. Then, this population evolves over many rounds, or *generations*, until a desired time limit t_f is reached. In each generation, our algorithm can either run a mutation operator with probability β or otherwise a recombination operator. Overall, the algorithm is robust for reasonable values of beta. Hence, we use $\beta = 10\%$. The *recombination* procedure is executed on two *good* individuals, which are selected from P via *tournament* and then used as *parents* to produce *offspring* which partially inherits their characteristics. The *mutation* procedure is run on an individual randomly picked from P which is then used as reference for building another individual from scratch. The next phase is called *replacement*. In this phase, the newly built individual (either by recombination or mutation) is inserted into P and then some individual is *evicted* from P in order to preserve the population size α throughout all generations. Note that each instance of our algorithm generates only one individual per generation, hence it can be classified as a *steady-state* evolutionary algorithm [25]. At the end of a generation, each instance of our algorithm communicates the best found individual so far to other instances running on different processing elements. Algorithm 2 shows the overall skeleton of our algorithm.

4.2 Notation, Population, and Fitness. In this section, we describe how the evolutionary concepts of notation, fitness function, and population are defined and operated within our algorithm. As already mentioned, we define an individual as a particular clustering Π on the given graph G . More specifically, we represent an individual as the set of edges that are cut by a given clustering of G . An advantage of this representation is that each clustering has a single *notation*, i.e., there is no symmetry to represent individuals. Note however that some sets of edges cannot be the set of cut edges of any feasible clustering. As an example, no edge of a cycle can be the only cut edge in any clustering. Although our notation alone does not exclude infeasible individuals, *feasibility is implicitly ensured* throughout our algorithm, as will become clear later. We build the *initial population* by simply running our multilevel algorithm (Algorithm 1) from scratch α times, which produces α distinct feasible individuals. Our algorithm automatically determines the size $\alpha \geq 3$ of the population by measuring the required time to compute one individual and then making sure that roughly 10% of the allowed time limit t_f is spent on the construction of the initial population. Since we only deal with feasible individuals, we do not need any penalty function. Hence we define the *fitness* function of an individual as its *edge-*

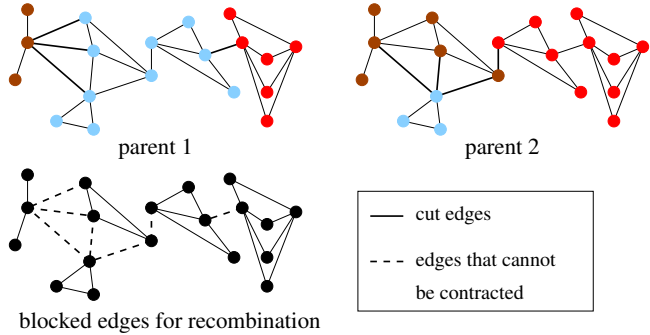


Figure 5: In the recombination, the cut edges of both parents cannot be contracted during the first multilevel cycle to build an offspring.

cut, which is also the overall objective to be minimized in the signed graph clustering problem.

4.3 Recombination. In this section, we describe how the recombination operator works in our evolutionary algorithm. We start by selecting two *good* individuals Π_a and Π_b from the population to be used as parents. Each of these parents is selected by a classical *tournament* selection [44], where two distinct random individuals are picked from P and the best one with respect to edge-cut is selected. We make sure that Π_a and Π_b are distinct by allowing the second parent to be the loser of the tournament in case the winner is already the first parent. We build an offspring by running Algorithm 1 on G while blocking all cut edges of Π_a and Π_b from being contracted during the first multilevel cycle. Figure 5 exemplifies it by showing which edges are blocked for a particular instance. By doing this, the coarsening phase of the first multilevel cycle stops as soon as no further contraction can be done unless the overall edge-cut increases or blocked edges are contracted. At this point, we choose as initial solution the clustering with best edge-cut among three options: the two parents and the clustering obtained by assigning each node of the coarsest graph to its own individual cluster. Then, our algorithm uncoarsens this new clustering while applying on it a battery of local searches and afterwards further improves the clustering with the global search shown in Figure 4. This approach directly guarantees non-increasing edge-cut in comparison to Π_a and Π_b and combines characteristics of both parents, which is expected from a recombination.

4.4 Mutation. In this section, we describe how the mutation operator works in our algorithm. We start by picking a random individual Π_a from the population.

Algorithm 2 Distributed evolutionary algorithm for signed graph clustering

Input graph $G = (V, E)$ **Output** clustering $\Pi : V \rightarrow \mathbb{N}$

```
1:  $P \leftarrow \{\Pi_1, \dots, \Pi_\alpha\}$  // generate  $\alpha$ -sized initial population
2: while running time  $< t_f$  do // until time limit  $t_f$  is reached
3:    $i \leftarrow \text{Random}([0, 1])$ 
4:   if  $i > \beta$  then // with probability  $1 - \beta$ 
5:      $\Pi_a, \Pi_b \leftarrow \text{Selection}(P)$  // select two individuals for recombination
6:      $\Pi_c \leftarrow \text{Recombination}(P)$  // generate offspring
7:   else // with probability  $\beta$ 
8:      $\Pi_c \leftarrow \text{Mutation}(\Pi_a)$  // mutate individual
9:    $P \leftarrow \text{Replacement}(P, \Pi_c)$  // replace some individual in  $P$  by  $\Pi_c$ 
10:   $\text{CommunicateBestIndividual}(P)$  // share best individuals among processes
11:  $\Pi \leftarrow \text{BestIndividualOverall}()$  // get best individual over all generations
```

Then, we build a new individual from scratch by running Algorithm 1 on G while blocking the cut edges of Π_a from being contracted *only* on the first level of the coarsening phase of the first multilevel cycle. By doing this, the initial solution produced by our multilevel algorithm is not necessarily equal to Π_a . Nevertheless, as in a typical mutation operator, the new individual inherits some characteristics from Π_a due to the used edge-blocking constraint. This initial solution is then optimized during uncoarsening and throughout the refinement multilevel cycle. Our mutation operator does not guarantee a non-increasing edge-cut in comparison to Π_a , but it increases the variability of the population and refines the new individual as much as possible.

4.5 Replacement. In this section, we describe how the replacement phase works in our algorithm. Roughly speaking, it inserts the individual Π_c that was generated by mutation or recombination into P and evicts an individual from P to maintain only α individuals alive. As a preliminary step, we check if Π_c has a worse edge-cut than all individuals in P . If that is the case, we just do not insert Π_c into P . Otherwise, we evict the individual in P with the most similarity with Π_c . In particular, we define the similarity of two individuals as the symmetric difference between their notations, i. e., their sets of edges. By evicting from P the individual with the highest similarity to Π_c , we maintain a high diversity in P , which is positive for the evolutionary process.

4.6 Parallelization. In this section, we explain how our evolutionary algorithm can be executed across distributed processing elements. We follow the coarse-grained parallelization approach a similar problem by Sanders and Schulz [24]. As mentioned in Section 4.1,

each instance of our algorithm runs exactly the same instructions summarized in Algorithm 2. As our communication protocol, we use a variation of *randomized rumor spreading* [45]. A communication step is organized in rounds. In each round, a PE chooses a communication partner and sends to it the currently best individual of the local population. The selection of the communication partner is done uniformly at random among the processing elements to which the current individual has not yet been send. Afterwards, the process tries to receive incoming individuals from other processes and, if so, it inserts them into the local population using the replacement strategy described above. As soon as a local population is improved, all processing elements are again eligible to receive the best individual through message passing. Note that the algorithm is implemented completely asynchronously, i. e., there is no need for a global synchronization. Note that the communication step in Algorithm 2 could also be performed only every x -iterations (where x is a tuning parameter) to save communication time. Since the communication network of our test system is very fast, we use $x = 1$.

5 Experimental Evaluation

Methodology. We performed the implementation of our algorithms and competing algorithms inside the KaHIP framework (using C++) and compiled them using gcc 9.3 with full optimization turned on (-O3 flag). We have used a machine with a sixteen-core Intel Xeon Silver 4216 processor running at 2.1 GHz, 100 GB of main memory, 16 MB of L2-Cache, and 22 MB of L3-Cache. It runs Ubuntu GNU/Linux 20.04.1 and Linux kernel version 5.4.0-65.

Depending on the focus of the experiment, we measure running time and/or edge-cut. An alternative metric for edge-cut is the *z-value* [11], which can be math-

Graph	Nodes	Edges
bitcoinalpha	3 783	14 081
bitcoinotc	5 881	21 434
elec	7 118	100 355
chess	7 301	32 650
slashdot081106	77 357	466 666
slashdot-zoo	79 116	465 840
slashdot090216	81 871	495 666
slashdot090221	82 144	498 532
wikiconflict	118 100	1 461 058
epinions	131 828	708 507
wikisigned-k2	138 592	712 337

Table 1: Real-world signed graphs used for experiments.

ematically defined as $1 - \frac{edgecut}{\omega(E^-)}$ where lower values are better and a value of 0 means a perfectly balanced clustering. When performing repetitions per algorithm and instance using different random seeds for initialization, we compute the arithmetic average of the computed objective functions per instance. When further averaging over multiple instances, we use the geometric mean in order to give every instance the same influence on the *final score*. Since all values of edge-cut computed in our experiments are negative, we define its geometric mean as the geometric mean of its absolute value multiplied afterwards by -1 . Unless explicitly mentioned otherwise, we always average results of each algorithm overall instances or grouped by instance. Given a result of an algorithm A , we express its value σ_A (which can be edge-cut or running time) using one or more of the following tools: *ratio*, computed as $(\frac{\sigma_A}{\sigma_{max}})$ with σ_{max} being the maximum result overall or for a given instance among all competitors including A ; *relative* value over an algorithm B , computed as $(\frac{\sigma_A}{\sigma_B})$.

We also present convergence plots. A convergence plot is computed in the following way. Whenever a processing element creates a clustering it reports a pair (t, cut) , where the timestamp t is the currently elapsed time (in seconds) on the particular processing element and cut refers to the edge-cut of the computed clustering. After the completion of our algorithms on P processing elements, we are left with P sequences of pairs (t, cut) which we now merge into one sequence based on the timestamp. Then, we scan this sequence in ascending order of timestamp and remove all pairs with an edge-cut higher than then minimum edge-cut scanned so far. The resulting sequence defines a *step function* which indicates the best edge-cut found up to each timestamp. Since multiple repetitions are executed for each graph, we simply combine the step functions of all repetitions by computing the arithmetic mean of the best edge-cut found during all repetitions at

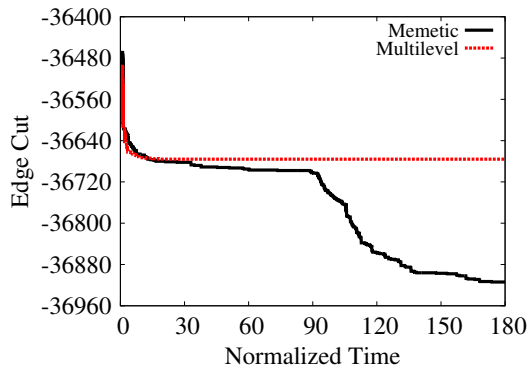


Figure 6: Convergence plot for comparison of our memetic algorithm against repeated executions of our multilevel algorithm for all graphs in Table 1.

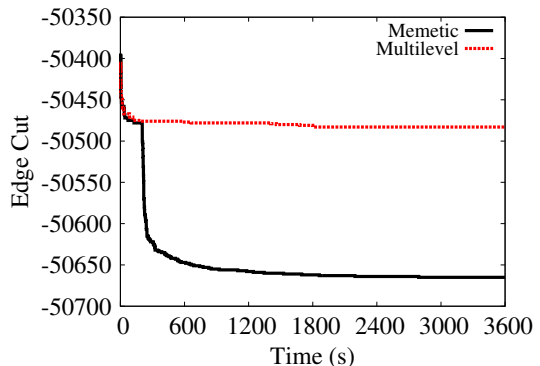


Figure 7: Convergence plot for comparison of our memetic algorithm against repeated executions of our multilevel algorithm for the graph `slashdot090216`.

each timestamp. When presenting convergence plots over multiple graphs, we normalize the elapsed time for each instance and then combine all step functions in the same way described above, but based on geometric mean rather than arithmetic mean. The normalization of the elapsed time is done as in [24] by dividing all timestamps by a normalization factor representing the approximate running time necessary to compute a clustering for the respective graph in one processing element. In particular, we define this normalization factor as the first (smallest) timestamp reported for an instance, which represents the the actual running time invested to create its first clustering.

Instances. We use the real-world signed graphs listed in Table 1. They were all obtained from the public graph collections SNAP [46] and KONECT [47]. Before running the experiments, we converted each of the graphs in Table 1 to an undirected signed graph without parallel or self edges. In particular, we achieve this by simple removing self edges and substituting all parallel and opposite arcs by a single undirected

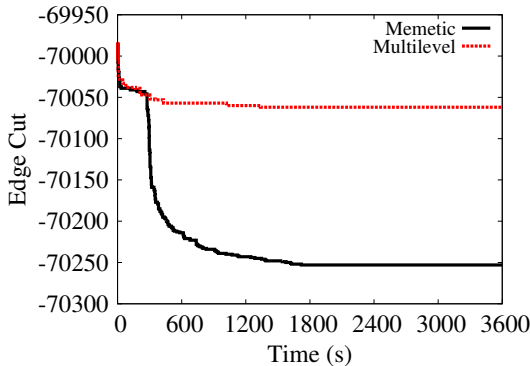


Figure 8: Convergence plot for comparison of our memetic algorithm against repeated executions of our multilevel algorithm for the graph `epinions`.

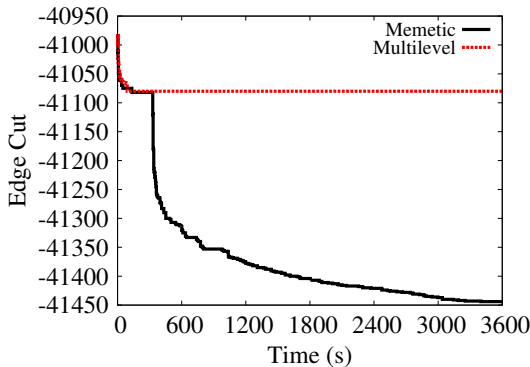


Figure 9: Convergence plot for comparison of our memetic algorithm against repeated executions of our multilevel algorithm for the graph `wikisigned-k2`.

edge whose weight equals the sum of the weights of these arcs. Unless explicitly mentioned otherwise, we run our experiments three times on each of the graphs listed Table 1 with different random seeds, except for deterministic algorithms, which are run only once per graph.

Competitors. As the representative of the state-of-the-art for signed graph clustering, we use the general framework GASP [10], which is publicly available. In particular, the two best algorithms implemented in it with respect to the minimization of edge-cut, namely HCC-Sum [10] and GAEC [39]. As both of these algorithms have deterministic implementations, we only repeat each experiment with them once. We requested implementations from the authors of [11], but we have received no response by the time this manuscript was submitted. However, based on the z -value reported in [11] and preliminary experiments with GAEC, GAEC outperforms this method. Hence, we do not include it here.

5.1 Convergence. In this section, we evaluate the convergence of our memetic algorithm. For this experiment, we run our memetic algorithm for 1 hour on 16 processing elements. As a baseline, we repeatedly run our multilevel algorithm (Algorithm 1) for the same amount of time on the same amount of processing elements with different random seeds. Our objective is to check whether our evolutionary strategy is directly improving the global optimization process, or if it has no advantage over simply repeating our multilevel algorithm multiple times.

Figure 6 shows a convergence plot over all instances. Note that the baseline improves edge-cut a lot at the beginning, but then it stabilizes at some point after which it performs no major improvement. Our memetic algorithm improves edge-cut in a similar way to the baseline during around the first 10% of the running time. After this point, our memetic algorithm outperforms the baseline and keeps improving edge-cut during the entire execution. This is an expected behavior, since our implementation reserves roughly 10% of the allowed running time for building an initial population using multiple repetitions of our multilevel algorithm. After this point, our recombination and mutation operators start to be applied on the current population. Roughly the same pattern is observed for all graphs, as exemplified in Figures 7, 8, and 9. In these convergence plots associated with individual graphs, we can clearly distinguish another pattern that is not visible in Figure 6. Namely after roughly 10% of the allowed running time, our memetic algorithm computes much better solutions in a short period of time and then keeps improving edge-cut at a slower pace during the entire execution. This indicates that our recombination and mutation operators are very effective in quickly improving solution quality as soon as they start to be applied. After this abrupt improvement, these evolutionary operators still succeed in keeping the improvement process but at a slower pace over time.

5.2 Comparison against State-of-the-Art.

In this section, we experimentally verify how much our evolutionary algorithm can improve over the state-of-the-art. For this experiment, we also run our memetic algorithm for 1 hour on 16 processing elements. In order to further diversify our initial population and since HCC-Sum and GAEC are fast algorithms, we include the solutions computed by HCC-Sum and GAEC in the initial population and compute its remaining individuals using our multilevel algorithm as usual. As a baseline, we use HCC-Sum and GAEC. Table 2 shows our overall results, in which our memetic algorithm computes better solutions than the state-of-the-art for ev-

Graph	HCC-Sum	GAEC	Memetic
bitcoinalpha	-5 476	-5 529	-5 564
bitcoinotc	-20 318	-20 391	-20 440
elec	-7 723	-7 717	-7 735
chess	-4 293	-4 312	-4 796
slashdot081106	-48 442	-48 454	-49 805
slashdot-zoo	-51 213	-51 806	-53 703
slashdot090216	-49 831	-49 797	-50 668
slashdot090221	-49 789	-49 798	-50 926
wikiconflict	-2 166 604	-2 166 608	-2 167 344
epinions	-68 759	-69 156	-70 323
wikisigned-k2	-41 377	-41 458	-41 623
Overall	-36 202	-36 320	-37 126

Table 2: Average edge-cut comparison.

ery instance and overall. Our best edge-cut gain over HCC-Sum and GAEC is obtained for `slashdot-zoo`, for which our average edge-cut is respectively 2 490 and 1 897 units smaller. In proportional terms, our largest increase in the absolute value of the edge-cut over HCC-Sum and GAEC is obtained for `chess`: 11.9% and 11.4%, respectively. A natural lower bound for the edge-cut of a graph is given by $\omega(E^-)$. Based on this bound, our algorithm gets the smallest absolute optimality gap for `bitcoinalpha` (3 786 units) and the smallest proportional optimality gap for `wikiconflict` (8.35%).

6 Conclusion

In this work, we propose and engineer all the details of a memetic algorithm for the signed graph clustering problem. Based on a novel multilevel algorithm, we derive very natural recombination and mutation operations. Experimental results show that our memetic strategy computes significantly better solutions than the current state-of-the-art. We intend to release our algorithm as an open source project soon.

References

- [1] Charu C. Aggarwal. An introduction to social network data analytics. In Charu C. Aggarwal, editor, *Social Network Data Analytics*, pages 1–15. Springer, 2011. doi: 10.1007/978-1-4419-8462-3_1. URL https://doi.org/10.1007/978-1-4419-8462-3_1.
- [2] Yoshiko Wakabayashi. *Aggregation of binary relations: algorithmic and polyhedral investigations*. PhD thesis, University of Augsburg, Germany, 1986. URL <https://d-nb.info/870902490>.
- [3] Jérôme Kunegis, Stephan Schmidt, Andreas Lommatzsch, Jürgen Lerner, Ernesto William De Luca, and Sahin Albayrak. Spectral analysis of

signed graphs for clustering, prediction and visualization. In *Proceedings of the SIAM International Conference on Data Mining, SDM 2010, April 29 - May 1, 2010, Columbus, Ohio, USA*, pages 559–570. SIAM, 2010. doi: 10.1137/1.9781611972801.49. URL <https://doi.org/10.1137/1.9781611972801.49>.

- [4] Jean Gallier. Spectral theory of unsigned and signed graphs. applications to graph clustering: a survey. *CoRR*, abs/1601.04692, 2016. URL <http://arxiv.org/abs/1601.04692>.
- [5] Andrew Knyazev. On spectral partitioning of signed graphs. In Fredrik Manne, Peter Sanders, and Sivan Toledo, editors, *Proceedings of the Eighth SIAM Workshop on Combinatorial Scientific Computing, CSC 2018, Bergen, Norway, June 6-8, 2018*, pages 11–22. SIAM, 2018. doi: 10.1137/1.9781611975215.2. URL <https://doi.org/10.1137/1.9781611975215.2>.
- [6] Pedro Mercado, Francesco Tudisco, and Matthias Hein. Spectral clustering of signed graphs via matrix power means. In Kamalika Chaudhuri and Ruslan Salakhutdinov, editors, *Proceedings of the 36th International Conference on Machine Learning, ICML 2019, 9-15 June 2019, Long Beach, California, USA*, volume 97 of *Proceedings of Machine Learning Research*, pages 4526–4536. PMLR, 2019. URL <http://proceedings.mlr.press/v97/mercado19a.html>.
- [7] Shiwei Che, Wu Yang, and Wei Wang. A memetic algorithm for community detection in signed networks. *IEEE Access*, 8:123585–123602, 2020. doi: 10.1109/ACCESS.2020.3006108. URL <https://doi.org/10.1109/ACCESS.2020.3006108>.
- [8] Xiaoyu Zhu, Yinghong Ma, and Zhiyuan Liu. A novel evolutionary algorithm on communities detection in signed networks. *Physica A: Statistical Mechanics and its Applications*, 503:938–946, 2018. doi: 10.1016/j.physa.2018.08.112. URL <https://doi.org/10.1016/j.physa.2018.08.112>.
- [9] Mayasa M Abdulrahman, Amenah Dahim Abood, and Baraa A Attea. An enhanced multi-objective evolutionary algorithm with decomposition for signed community detection problem. In *2020 2nd Annual International Conference on Information and Sciences (AiCIS)*, pages 45–50. IEEE, 2020. doi: 10.1109/AiCIS51645.2020.00017. URL <https://doi.org/10.1109/AiCIS51645.2020.00017>.

- [10] Alberto Bailoni, Constantin Pape, Steffen Wolf, Thorsten Beier, Anna Kreshuk, and Fred A. Hamprecht. A generalized framework for agglomerative clustering of signed graphs applied to instance segmentation. *CoRR*, abs/1906.11713, 2019. URL <http://arxiv.org/abs/1906.11713>.
- [11] Jialin Hua, Jian Yu, and Miin-Shen Yang. Fast clustering for signed graphs based on random walk gap. *Soc. Networks*, 60:113–128, 2020. doi: 10.1016/j.socnet.2018.08.008. URL <https://doi.org/10.1016/j.socnet.2018.08.008>.
- [12] Martin Grötschel and Yoshiko Wakabayashi. A cutting plane algorithm for a clustering problem. *Math. Program.*, 45(1-3):59–96, 1989. doi: 10.1007/BF01589097. URL <https://doi.org/10.1007/BF01589097>.
- [13] Thang N. Dinh and My T. Thai. Toward optimal community detection: From trees to general weighted networks. *Internet Math.*, 11(3):181–200, 2015. doi: 10.1080/15427951.2014.950875. URL <https://doi.org/10.1080/15427951.2014.950875>.
- [14] Atsushi Miyauchi and Noriyoshi Sukegawa. Redundant constraints in the standard formulation for the clique partitioning problem. *Optim. Lett.*, 9(1):199–207, 2015. doi: 10.1007/s11590-014-0754-6. URL <https://doi.org/10.1007/s11590-014-0754-6>.
- [15] Atsushi Miyauchi, Tomohiro Sonobe, and Noriyoshi Sukegawa. Exact clustering via integer programming and maximum satisfiability. In Sheila A. McIlraith and Kilian Q. Weinberger, editors, *Proceedings of the Thirty-Second AAAI Conference on Artificial Intelligence, (AAAI-18), the 30th innovative Applications of Artificial Intelligence (IAAI-18), and the 8th AAAI Symposium on Educational Advances in Artificial Intelligence (EAAI-18), New Orleans, Louisiana, USA, February 2-7, 2018*, pages 1387–1394. AAAI Press, 2018. URL <https://www.aaai.org/ocs/index.php/AAAI/AAAI18/paper/view/16176>.
- [16] Miyuki Koshimura, Emi Watanabe, Yuko Sakurai, and Makoto Yokoo. Concise integer linear programming formulation for clique partitioning problems. *Constraints An Int. J.*, 27(1):99–115, 2022. doi: 10.1007/s10601-022-09326-z. URL <https://doi.org/10.1007/s10601-022-09326-z>.
- [17] Aydin Buluç, Henning Meyerhenke, Ilya Safro, Peter Sanders, and Christian Schulz. Recent advances in graph partitioning. In Lasse Kliemann and Peter Sanders, editors, *Algorithm Engineering - Selected Results and Surveys*, volume 9220 of *Lecture Notes in Computer Science*, pages 117–158. 2016. doi: 10.1007/978-3-319-49487-6_4. URL https://doi.org/10.1007/978-3-319-49487-6_4.
- [18] Ümit V. Çatalyürek, Karen D. Devine, Marcelo Fonseca Faraj, Lars Gottesbüren, Tobias Heuer, Henning Meyerhenke, Peter Sanders, Sebastian Schlag, Christian Schulz, Daniel Seemaier, and Dorothea Wagner. More recent advances in (hyper)graph partitioning. *CoRR*, abs/2205.13202, 2022. doi: 10.48550/arXiv.2205.13202. URL <https://doi.org/10.48550/arXiv.2205.13202>.
- [19] Christian Schulz and Darren Strash. Graph partitioning: Formulations and applications to big data. In Sherif Sakr and Albert Y. Zomaya, editors, *Encyclopedia of Big Data Technologies*. Springer, 2019. doi: 10.1007/978-3-319-63962-8_312-2. URL https://doi.org/10.1007/978-3-319-63962-8_312-2.
- [20] Chris Walshaw and Mark Cross. Mesh partitioning: A multilevel balancing and refinement algorithm. *SIAM J. Sci. Comput.*, 22(1):63–80, 2000. doi: 10.1137/S1064827598337373. URL <https://doi.org/10.1137/S1064827598337373>.
- [21] George Karypis and Vipin Kumar. A fast and high quality multilevel scheme for partitioning irregular graphs. *SIAM J. Sci. Comput.*, 20(1):359–392, 1998. doi: 10.1137/S1064827595287997. URL <https://doi.org/10.1137/S1064827595287997>.
- [22] C. Walshaw and M. Cross. JOSTLE: Parallel Multilevel Graph-Partitioning Software – An Overview. In *Mesh Partitioning Techniques and Domain Decomposition Techniques*, pages 27–58. 2007. ISBN 978-1-874672-29-6. URL <https://chriswalshaw.co.uk/papers/fulltext/WalshawMPDD07.pdf>.
- [23] Peter Sanders and Christian Schulz. Engineering multilevel graph partitioning algorithms. In Camil Demetrescu and Magnús M. Halldórsson, editors, *Algorithms - ESA 2011 - 19th Annual European Symposium, Saarbrücken, Germany, September 5-9, 2011. Proceedings*, volume 6942 of *Lecture Notes in Computer Science*, pages 469–480. Springer, 2011. doi: 10.1007/978-3-642-23719-5_40. URL https://doi.org/10.1007/978-3-642-23719-5_40.
- [24] Peter Sanders and Christian Schulz. Distributed evolutionary graph partitioning. In David A.

- Bader and Petra Mutzel, editors, *Proceedings of the 14th Meeting on Algorithm Engineering & Experiments, ALENEX 2012, The Westin Miyako, Kyoto, Japan, January 16, 2012*, pages 16–29. SIAM / Omnipress, 2012. doi: 10.1137/1.9781611972924.2. URL <https://doi.org/10.1137/1.9781611972924.2>.
- [25] Efrén Mezura-Montes. *Evolutionary Computation. A Unified Approach*. kenneth a. de jong. (2006, MIT press.) 256 pages. *Artif. Life*, 13(4):423–426, 2007. doi: 10.1162/artl.2007.13.4.423. URL <https://doi.org/10.1162/artl.2007.13.4.423>.
- [26] Kumara Sastry, David E Goldberg, and Graham Kendall. Genetic algorithms. In *Search methodologies*, pages 93–117. 2014. URL http://eprints.ukh.ac.id/id/eprint/271/1/2014_Book_SearchMethodologies.pdf#page=106. Springer.
- [27] David E. Goldberg, Bradley Korb, and Kalyanmoy Deb. Messy genetic algorithms: Motivation, analysis, and first results. *Complex Syst.*, 3(5), 1989. URL http://www.complex-systems.com/abstracts/v03_i05_a05.html.
- [28] G. V. Conroy. *Handbook of genetic algorithms* by lawrence davis (ed.), chapman & hall, london, 1991, pp 385, £32.50. *Knowl. Eng. Rev.*, 6(4):363–365, 1991. doi: 10.1017/S0269888900006068. URL <https://doi.org/10.1017/S0269888900006068>.
- [29] Zbigniew Michalewicz. *Genetic Algorithms + Data Structures = Evolution Programs, Third Revised and Extended Edition*. Springer, 1996. ISBN 978-3-540-60676-5. doi: 10.1007/978-3-662-03315-9. URL <https://doi.org/10.1007/978-3-662-03315-9>.
- [30] Bo Yang, William K. Cheung, and Jiming Liu. Community mining from signed social networks. *IEEE Trans. Knowl. Data Eng.*, 19(10):1333–1348, 2007. doi: 10.1109/TKDE.2007.1061. URL <https://doi.org/10.1109/TKDE.2007.1061>.
- [31] Vincent A Traag and Jeroen Bruggeman. Community detection in networks with positive and negative links. *Physical Review E*, 80(3):036115, 2009. doi: 10.1103/PhysRevE.80.036115. URL <https://doi.org/10.1103/PhysRevE.80.036115>.
- [32] Nikhil Bansal, Avrim Blum, and Shuchi Chawla. Correlation clustering. *Mach. Learn.*, 56(1-3):89–113, 2004. doi: 10.1023/B:MACH.0000033116.57574.95. URL <https://doi.org/10.1023/B:MACH.0000033116.57574.95>.
- [33] Erik D. Demaine, Dotan Emanuel, Amos Fiat, and Nicole Immorlica. Correlation clustering in general weighted graphs. *Theor. Comput. Sci.*, 361(2-3):172–187, 2006. doi: 10.1016/j.tcs.2006.05.008. URL <https://doi.org/10.1016/j.tcs.2006.05.008>.
- [34] Dongxiao He, Jie Liu, Dayou Liu, Di Jin, and Zhengxue Jia. Ant colony optimization for community detection in large-scale complex networks. In Yongsheng Ding, Haiying Wang, Ning Xiong, Kuangrong Hao, and Lipo Wang, editors, *Seventh International Conference on Natural Computation, ICNC 2011, Shanghai, China, 26-28 July, 2011*, pages 1151–1155. IEEE, 2011. doi: 10.1109/ICNC.2011.6022234. URL <https://doi.org/10.1109/ICNC.2011.6022234>.
- [35] Michael J. Brusco and Patrick Doreian. Partitioning signed networks using relocation heuristics, tabu search, and variable neighborhood search. *Soc. Networks*, 56:70–80, 2019. doi: 10.1016/j.socnet.2018.08.007. URL <https://doi.org/10.1016/j.socnet.2018.08.007>.
- [36] Yiran Chen, Qinma Kang, Wenqiang Duan, Yunfan Shan, Ran Xiao, and Yunfan Kang. An iterated local search algorithm for community detection in signed networks. *International Journal of Modern Physics C*, page 2250105, 2022. doi: 10.1142/S0129183122501054. URL <https://doi.org/10.1142/S0129183122501054>.
- [37] Jiliang Tang, Yi Chang, Charu C. Aggarwal, and Huan Liu. A survey of signed network mining in social media. *ACM Comput. Surv.*, 49(3):42:1–42:37, 2016. doi: 10.1145/2956185. URL <https://doi.org/10.1145/2956185>.
- [38] Maria Tomasso, Lucas Rusnak, and Jelena Tesic. Advances in scaling community discovery methods for large signed graph networks. *CoRR*, abs/2110.07514, 2021. URL <https://arxiv.org/abs/2110.07514>.
- [39] Margret Keuper, Evgeny Levinkov, Nicolas Bonneel, Guillaume Lavoué, Thomas Brox, and Björn Andres. Efficient decomposition of image and mesh graphs by lifted multicuts. In *2015 IEEE International Conference on Computer Vision, ICCV 2015, Santiago, Chile, December 7-13, 2015*, pages 1751–1759. IEEE Computer Society, 2015. doi: 10.1109/ICCV.2015.204. URL <https://doi.org/10.1109/ICCV.2015.204>.

- [40] Sergio Gómez, Pablo Jensen, and Alex Arenas. Analysis of community structure in networks of correlated data. *Physical Review E*, 80(1):016114, 2009. doi: 10.1103/PhysRevE.80.016114. URL <https://doi.org/10.1103/PhysRevE.80.016114>.
- [41] U. N. Raghavan, R. Albert, and S. Kumara. Near linear time algorithm to detect community structures in large-scale networks. *Physical Review E*, 76(3):036106, 2007. doi: 10.1103/PhysRevE.76.036106. URL <https://doi.org/10.1103/PhysRevE.76.036106>.
- [42] Charles M. Fiduccia and Robert M. Mattheyses. A linear-time heuristic for improving network partitions. In James S. Crabbe, Charles E. Radke, and Hillel Ofek, editors, *Proceedings of the 19th Design Automation Conference, DAC '82, Las Vegas, Nevada, USA, June 14-16, 1982*, pages 175–181. ACM/IEEE, 1982. doi: 10.1145/800263.809204. URL <https://doi.org/10.1145/800263.809204>.
- [43] Chris Walshaw. Multilevel refinement for combinatorial optimisation problems. *Ann. Oper. Res.*, 131(1-4):325–372, 2004. doi: 10.1023/B:ANOR.0000039525.80601.15. URL <https://doi.org/10.1023/B:ANOR.0000039525.80601.15>.
- [44] Brad L. Miller and David E. Goldberg. Genetic algorithms, tournament selection, and the effects of noise. *Complex Syst.*, 9(3), 1995. URL http://www.complex-systems.com/abstracts/v09_i03_a02.html.
- [45] Benjamin Doerr and Mahmoud Fouz. Asymptotically optimal randomized rumor spreading. In Luca Aceto, Monika Henzinger, and Jiri Sgall, editors, *Automata, Languages and Programming - 38th International Colloquium, ICALP 2011, Zurich, Switzerland, July 4-8, 2011, Proceedings, Part II*, volume 6756 of *Lecture Notes in Computer Science*, pages 502–513. Springer, 2011. doi: 10.1007/978-3-642-22012-8_40. URL https://doi.org/10.1007/978-3-642-22012-8_40.
- [46] J. Leskovec. Stanford Network Analysis Package (SNAP). URL <http://snap.stanford.edu/data>.
- [47] Jérôme Kunegis. KONECT: the koblenz network collection. In Leslie Carr, Alberto H. F. Laender, Bernadette Farias Lóscio, Irwin King, Marcus Fontoura, Denny Vrandečić, Lora Aroyo, José Palazzo M. de Oliveira, Fernanda Lima, and Erik Wilde, editors, *22nd International World Wide Web Conference, WWW '13, Rio de Janeiro, Brazil, May 13-17, 2013, Companion Volume*, pages 1343–1350. International World Wide Web Conferences Steering Committee / ACM, 2013. doi: 10.1145/2487788.2488173. URL <https://doi.org/10.1145/2487788.2488173>.