

The thickness of fan-planar graphs is at most three^{*}

Otfried Cheong¹[0000–0003–4467–7075], Maximilian Pfister²[0000–0002–7203–0669],
and Lena Schlipf²[0000–0001–7043–1867]

¹ Institut für Informatik, Universität Bayreuth, otfried.cheong@uni-bayreuth.de

² Wilhelm-Schickard-Institut für Informatik, Universität Tübingen,
maximilian.pfister@uni-tuebingen.de, lena.schlipf@uni-tuebingen.de

Abstract. We prove that in any strongly fan-planar drawing of a graph \mathcal{G} the edges can be colored with at most three colors, such that no two edges of the same color cross. This implies that the thickness of strongly fan-planar graphs is at most three. If \mathcal{G} is bipartite, then two colors suffice to color the edges in this way.

Keywords: thickness · fan-planarity · beyond planarity

1 Introduction

In order to visualize non-planar graphs, the research field of *graph drawing beyond planarity* emerged as a generalization of drawing planar graphs by allowing certain edge-crossing patterns. Among the most popular classes of beyond-planar graph drawings are k -planar drawings, where every edge can have at most k crossings, k -quasiplanar drawings, which do not contain k mutually crossing edges, *RAC*-drawings, where the edges are straight-line segments that can only cross at right angles, fan-crossing-free drawings, where an edge is crossed by independent edges, and fan-planar drawings, where no edge is crossed by independent edges (see below for the full definition). Many more details and further classes can be found in the recent survey [8] and recent book [9] about beyond-planarity.

Thickness. A different notion of non-planarity was introduced by Tutte in 1963 [18]: the *thickness* of a graph is the minimum number of planar graphs into which the edges of the graph can be partitioned. Subsequent research derived tight bounds on the thickness of complete and complete bipartite graphs [2,4]. For general graphs, however, it turns out to be hard to determine their thickness—even deciding if the thickness of a given graph is two is already NP-hard [14]. More details about thickness and related concepts can be found in [15].

The first connection between thickness and beyond-planarity was laid in 1973, when Kainen [10] studied the relationship between the thickness of a graph and k -planarity. He observed that a k -planar graph \mathcal{G} has thickness at most $k + 1$. This follows from the fact that \mathcal{G} admits by definition a drawing where every

^{*} Research of Schlipf was supported by the Ministry of Science, Research and the Arts Baden-Württemberg (Germany).

edge crosses at most k other edges, hence the edge intersection graph (refer to Section 2 for a formal definition) has maximum degree k and admits a vertex coloring using at most $k + 1$ colors. For other beyond-planar graph classes, however, the thickness is not so closely related to a coloring of the edge intersection graph. For 3-quasiplanar graphs, for instance, there exist 3-quasi-planar drawings whose edge intersection graph cannot be colored with a bounded number of colors [17], yet the thickness of 3-quasi-planar graphs is at most seven.

The most general tool to determine the thickness of a graph \mathcal{G} is to compute its *arboricity*, which is the minimum number of forests into which the edges of \mathcal{G} can be partitioned. Since a forest is planar, the arboricity is an upper bound on the thickness, and since any planar graph has arboricity at most three, the arboricity of \mathcal{G} is at most three times its thickness. By the Nash-Williams theorem [16], the arboricity of \mathcal{G} is $a(\mathcal{G}) = \max_S \frac{m_S}{n_S - 1}$, where S ranges over all subgraphs of \mathcal{G} with m_S edges and n_S vertices. For typical beyond-planar graph classes, a subgraph of a graph is contained inside the same class, and so a linear bound on the number of edges of graphs in the class implies a constant bound on the thickness. This insight actually improves the result of Kainen for large enough k , as k -planar graphs have at most $3.81\sqrt{k}n$ edges [1], and therefore the thickness of k -planar graphs is $\mathcal{O}(\sqrt{k})$.

Fan-planar graphs. We consider the class of *fan-planar* graphs. This class was introduced in 2014 by Kaufmann and Ueckerdt [11] as graphs that admit a *fan-planar drawing*, which they define by the requirement that for each edge e , the edges crossing e have a common endpoint on the same side of e . This can be formulated equivalently by two forbidden patterns, patterns (I) and (II) in Fig. 1: one is the configuration where e is crossed by two independent edges, the other where e is crossed by incident edges with the common endpoint on different sides of e . Fan-planarity has evolved into a popular subject of study with many related publications, a good overview of which can be found in the recent survey article by Bekos and Grilli [6].

And now it gets complicated: the recent journal version [12] of the 2014 paper [11] gives a more restricted definition of fan-planarity, where also pattern (III) of Fig. 1 is forbidden. The restriction is necessary to allow the proof for the bound $5n - 10$ on the number of edges of a fan-planar graph to go through. Patterns (II) and (III) can formally be defined as follows: if one removes the edge e and the two edges intersecting e from the plane, we are left with two connected regions called cells, a bounded cell and an unbounded cell. In pattern (II), one endpoint of e lies in the bounded cell, in pattern (III), both endpoints lie in the bounded cell. Both patterns are forbidden, so both endpoints of e must lie in the unbounded cell.

To distinguish this definition from the “classic” definition, let’s call a fan-planar drawing without pattern (III) a *strongly fan-planar* drawing, and a graph with such a drawing a *strongly fan-planar* graph. Note that—quite unusual for a topological drawing style—strongly fan-planar drawings are only defined in the plane, the definition does not work for drawings on the sphere! Clearly, strongly

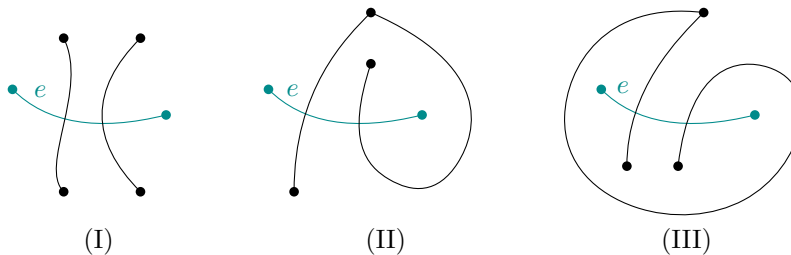


Fig. 1. The three forbidden configurations in strongly fan-planar drawings.

fan-planar graphs are also fan-planar (in the “classic” sense), so most of the literature applies to this restricted class as well.

Our Contribution. We establish the first result on the thickness of a beyond-planar graph class that is stronger than bounds based only on the density or arboricity of the class. We show that the edges of a simple, strongly fan-planar drawing of a graph \mathcal{G} can be colored with three colors, such that no two edges of the same color cross, implying that \mathcal{G} has thickness at most three. We also show that if \mathcal{G} is bipartite, then two colors suffice for the same coloring, and therefore bipartite strongly fan-planar graphs have thickness two (and this bound is tight unless \mathcal{G} is planar). For comparison, the upper bound implied by density (and therefore arboricity) of strongly fan-planar graphs is five [12] (and four for bipartite strongly fan-planar graphs [3]). Our proof relies on a complete characterization of chordless cycles in the intersection graph, which should be of independent interest for the study of fan-planar drawings.

2 Preliminaries

Throughout the paper, we assume that any graph \mathcal{G} and its corresponding drawing is *simple*, that is, \mathcal{G} has no self-loops or multiple edges, adjacent edges cannot cross, any two edges are allowed to cross at most once, and crossing points of distinct pairs of edges do not coincide. We will refer to all of these as property (S). (Non-simple fan-planar graphs were discussed by Klemz et al. [13].) The *intersection graph* \mathcal{I} of a drawing Γ of graph \mathcal{G} has a vertex for every edge of \mathcal{G} , and two vertices are connected in \mathcal{I} if the corresponding edges cross in Γ .

Let \mathcal{G} be a strongly fan-planar graph with a fixed, strongly fan-planar drawing Γ . (Throughout the proofs, we will simply say “fan-planar” with the understanding that we require strong fan-planarity.) This means that none of the forbidden configurations shown in Fig. 1 occur. For ease of reference, we will refer to the three forbidden patterns as properties (I), (II), and (III). If an edge e is crossed by more than one edge, all edges crossing e share a common endpoint—we call this point the *anchor* of e . Throughout the paper, we will use the letter v to denote the anchor of the edge denoted by e , so that v_i is always the anchor of e_i .

We will discuss *chordless* cycles in the intersection graph \mathcal{I} of \mathcal{G} , that is, cycles without diagonals. In \mathcal{G} , a chordless cycle C corresponds to a sequence of edges e_1, \dots, e_k , such that e_i and e_{i+1} intersect, but there are no other intersections between the edges of C —we will refer to this as property (M). (Throughout the paper, all arithmetic on indices is modulo the size of the cycle.) Fixing a chordless cycle C , we define x_i as the intersection point between e_{i-1} and e_i . We let a_i and b_i be the endpoints of e_i , such that $a_i x_i x_{i+1} b_i$ appear in this order on e_i . We will call a_i the *source*, b_i the *target* of e_i —but keep in mind that this orientation is only defined with respect to C . Let \hat{e}_i be the oriented segment of e_i from x_i to x_{i+1} —we will call \hat{e}_i the *base* of e_i . If we concatenate the bases \hat{e}_i in order, we obtain a closed loop that we call \mathcal{L} . Since by (M) two bases \hat{e}_i, \hat{e}_j do not intersect, \mathcal{L} is a Jordan curve and partitions the plane into two regions. Since \mathcal{G} is fan-planar, edges e_i and e_{i+2} share an endpoint, namely the anchor v_{i+1} of e_{i+1} . We will use \mathcal{G}_C to denote the subgraph of \mathcal{G} consisting of only the edges of C , with the same embedding.

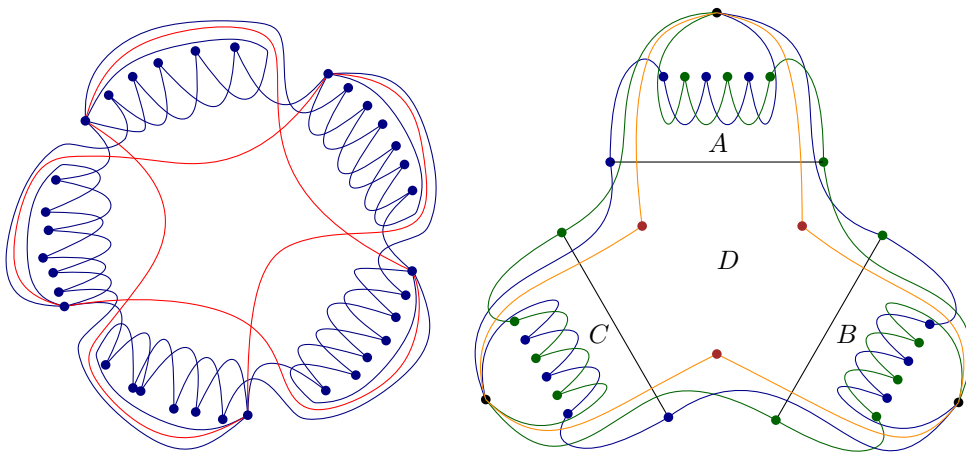


Fig. 2. Chordless cycles can intersect and share edges.

3 Characterizing chordless cycles

In this section we characterize chordless cycles in \mathcal{I} . In the next section we then study how chordless cycles can interact, and we will be able to break all odd cycles simultaneously by coloring a carefully chosen set of edges with one color. Fig. 2 shows two examples of strongly fan-planar graphs whose intersection graphs have several chordless cycles that cross and share edges. The graph on the left has 32 distinct chordless cycles, as for each of the five red edges we can instead traverse the blue edges “behind.” In the graph on the right, the boundaries of the faces labeled A, B, C are loops of chordless cycles of length 11.

There is a chordless cycle of length 9 surrounding face D , there is a chordless cycle of length 30 surrounding all four faces, and there are three chordless cycles of length 23 surrounding ABD , BCD , and CAD , respectively.

It is easy to see using (I) and (S) that \mathcal{I} cannot have cycles of length three, while cycles of length four have a unique shape, see Fig. 6(a). It remains to study the structure of chordless cycles of length at least five.

We will call an edge e_i of a chordless cycle *canonical* if the anchor v_i of e_i is the target of e_{i-1} and the source of e_{i+1} , that is, if $b_{i-1} = v_i = a_{i+1}$. If, in addition, no other edge of C is incident to v_i —that is, if v_i has degree two in \mathcal{G}_C —then e_i is *strictly canonical*.

Fig. 3 shows a sequence of canonical edges. Note that some of the endpoints of the edges of this sequence can coincide, see Fig. 4. For a canonical edge e_i , we

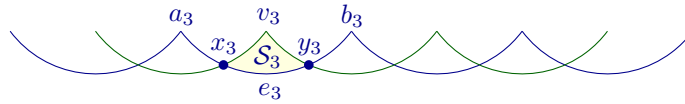


Fig. 3. A sequence of canonical edges.

will call the “triangle” \mathcal{S}_i with corners x_i, x_{i+1}, v_i and bounded by the edges e_{i-1} , e_i , and e_{i+1} the *spike* of e_i , see the shaded region in Fig. 3.

Lemma 1. *Let e_1, e_2, e_3, e_4, e_5 be five consecutive canonical edges of a chordless cycle. Then the anchors of the five edges are distinct.*

Proof. Since v_2 is an endpoint of e_1 , $v_2 \neq v_1$ holds. By construction, v_1 and v_3 are the endpoints of e_2 , so $v_3 \neq v_1$. If $v_1 = v_4$, then e_2 and e_3 share an endpoint and intersect, a contradiction to (S). Finally, if $v_1 = v_5$, then both e_2 and e_4 connect v_1 and v_5 and are therefore identical. Using analogous arguments one establishes the remaining inequalities. \square

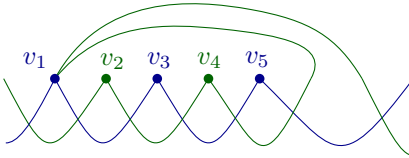


Fig. 4. The anchors of canonical edges can coincide, but only after at least four distinct anchors.

Lemma 2. *Let $C = (e_1, \dots, e_k)$ be a chordless cycle in \mathcal{I} with $k \geq 5$. Then, $b_{i-1} \neq b_{i+1}$ and $a_{i-1} \neq a_{i+1}$ for $1 \leq i \leq k$.*

Proof. Suppose for a contradiction that there is an index i such that $b_{i-1} = b_{i+1}$. By renumbering we can assume that $b_1 = v_2 = b_3$. This implies that x_4 lies on the segment x_3v_2 , and x_1 lies on the segment a_1x_2 , see Fig. 5. Consider e_4 , which contains x_4 and is incident to v_3 . Since by (M) e_4 does not cross e_1 , we have $v_3 \neq a_2$ as otherwise e_3 forms forbidden configuration (II) with e_2 and e_4 . Consider the region \mathcal{R} bounded by $v_2x_2x_3$. By (M) the two boundary segments v_2x_2 and x_2x_3 do not cross any edge of C , and the segment x_3v_2 only crosses e_4 . It follows that e_4 is incident to b_2 and its other endpoint lies in \mathcal{R} . If x_5 lies inside \mathcal{R} , then the closed curve \mathcal{L} has to intersect the boundary of \mathcal{R} to return to x_1 , a contradiction. So x_5 lies on x_4b_2 , and therefore $b_4 = b_2$. The same argument now implies that $b_5 = b_3 = b_1$, $b_6 = b_4 = b_2$, and so on. The final edge e_k must contain x_1 , so it cannot be incident to b_1 by (S), and so k is even, e_k is incident to b_2 , and x_k lies on the edge e_{k-1} incident to b_1 . Since x_1 lies on e_k between x_k and $b_k = b_2$, there are two possibilities for drawing e_k , shown dashed and dotted in Fig. 5. The dotted version violates (III) for e_{k-1} (with e_{k-2} and e_k), the dashed version violates (III) for e_k (with e_1 and e_{k-1}), a contradiction.

Assume now that $a_{i-1} = a_{i+1}$ for some i , and let $C' = (e_k, \dots, e_1)$ be the chordless cycle obtained by reversing C . Reversing the direction flips a_i and b_i for each edge, so C' now has an index j such that $b_{j-1} = b_{j+1}$, and we already showed this cannot be the case. \square

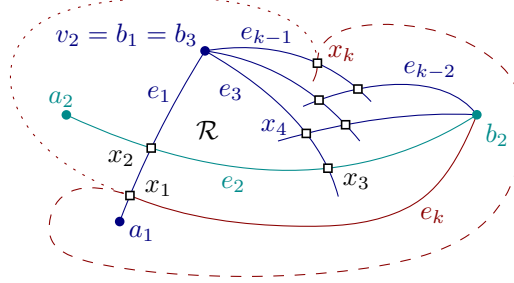


Fig. 5. The cycle cannot be closed.

Corollary 1. *Let e_i be a non-canonical edge of a chordless cycle C . Then $a_{i-1} = v_i = b_{i+1}$.*

Proof. The anchor v_i is a common endpoint of e_{i-1} and e_{i+1} . This cannot be b_{i-1} , because e_i is not canonical and $b_{i-1} \neq b_{i+1}$ by Lemma 2. So $v_i = a_{i-1}$, and since $a_{i-1} \neq a_{i+1}$ by Lemma 2 again, we have $v_i = a_{i-1} = b_{i+1}$. \square

We say that the chordless cycle C is *fully canonical* if all its edges are canonical. Such cycles can be created for any $k \geq 5$ by taking the corners of a regular k -gon and connecting every other corner with an edge, see Fig. 6(b). Note that

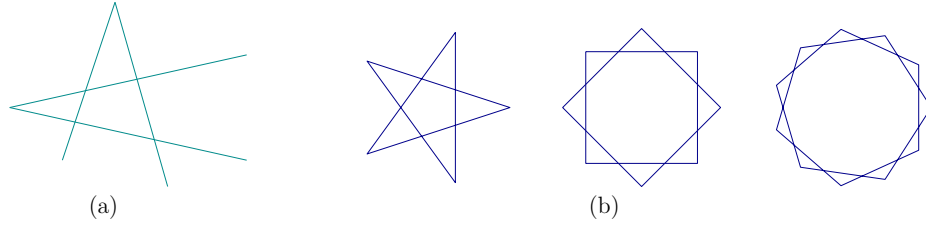


Fig. 6. (a) The only possible cycle of length four, and (b) fully canonical cycles for $k = 5, 8, 11$.

such a fully canonical cycle corresponds to a single closed trail of length k in \mathcal{G} for odd k , but to two closed trails of length $k/2$ for even k . These closed trails in \mathcal{G} are not necessarily cycles, as the anchors of the edges of a fully canonical cycle can coincide, see e.g. Fig. 2(left).

Lemma 3. *A chordless cycle of length at least five has at least four consecutive canonical edges.*

Proof. Let $C = (e_1, \dots, e_k)$ be a chordless cycle of length $k \geq 5$ such that e_1, \dots, e_m is a longest consecutive sequence of canonical edges in C , and assume $m < 4$. We distinguish four different cases according to the value of m .

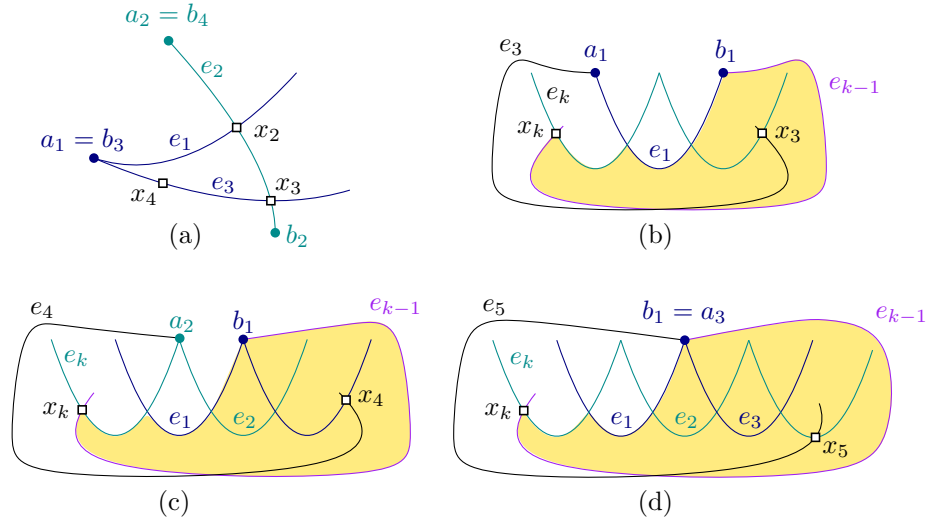


Fig. 7. (a) $m = 0$, (b) $m = 1$, (c) $m = 2$ and (d) $m = 3$.

If $m = 0$, that is, C does not have any canonical edge: By Corollary 1, $a_1 = v_2 = b_3$ and $a_2 = v_3 = b_4$. This implies that x_4 lies on the segment b_3x_3 ,

and e_4 must connect $b_4 = a_2$ with x_4 without intersecting either e_1 or e_2 , creating forbidden configuration (II), see Fig. 7(a).

If $m = 1$: Since e_2 and e_k are not canonical, by Corollary 1 $a_1 = b_3$ and $b_1 = a_{k-1}$. By (M), e_3 does not cross e_k , and e_2 does not cross e_{k-1} . Therefore, $x_k \in e_{k-1}$ and $x_3 \in e_3$ implies that we have the situation of Fig. 7(b) (by (II) and (III)). But then e_3 and e_{k-1} cross, so we must have $k = 5$. Since e_4 crosses e_3 and e_5 , e_3 and e_5 must have a common endpoint. By (S), e_5 cannot be incident to a_1 , and e_3 cannot reach either endpoint of e_5 without introducing a crossing that contradicts (S).

If $m = 2$: Since e_3 and e_k are not canonical, by Corollary 1 $a_2 = b_4$ and $b_1 = a_{k-1}$. Since e_4 and e_k have a common endpoint, they cannot cross, so $k > 5$. Also e_{k-1} and e_3 do not cross. Therefore $x_k \in e_{k-1}$ and $x_4 \in e_4$ implies that we have the situation of Fig. 7(c). So e_4 and e_{k-1} cross and we have $k = 6$. However, e_4, e_5, e_6 (and also e_3, e_4, e_5) form forbidden configuration (II).

If $m = 3$: Since e_4 and e_k are not canonical, by Corollary 1 $a_3 = b_5$ and $b_1 = a_{k-1}$, so, since e_2 is canonical, we have $a_{k-1} = b_1 = a_3 = b_5$. Since e_5 and e_{k-1} share this endpoint, they cannot cross, so $k \neq 5$. If $k = 6$, then $a_5 = b_5$, a contradiction, so we have $k \geq 7$. It follows that e_5 does not cross $\{e_1, e_2, e_3, e_k\}$, and e_{k-1} does not cross $\{e_1, e_2, e_3, e_4\}$. Therefore $x_k \in e_{k-1}$ and $x_5 \in e_5$ implies that we have the situation of Fig. 7(d). But this requires e_5 and e_{k-1} to cross, a contradiction to the above. \square

Theorem 1. *If a chordless cycle of length $k \geq 5$ is not fully canonical, then $k \geq 9$, edges e_1, \dots, e_{k-1} are canonical, anchors $v_2 = v_{k-2}$ coincide so that $b_1 = a_3 = b_{k-3} = a_{k-1}$, and b_{k-1} and a_1 are vertices of degree one in \mathcal{G}_C .*

Proof. Consider a chordless cycle $C = (e_1, \dots, e_k)$ of length $k \geq 5$ that is not fully canonical, and such that e_1, \dots, e_{m-1} is a longest sub-sequence of C consisting of canonical edges. By Lemma 3 we have $m \geq 5$. Since e_m is not canonical, we have $a_{m-1} = b_{m+1}$ by Corollary 1. By definition, e_{m+1} crosses e_m in x_{m+1} , and by (M) it crosses no other edge e_i with $i \neq m+2$. Let \mathcal{R} be the region enclosed by the base \hat{e}_m and the edges e_{m-1} and e_{m+1} . By (II) and (III), \mathcal{R} contains no endpoint of e_m , and so we have the situation of Fig. 8(a). The loop \mathcal{L} of C lies entirely in \mathcal{R} , and only the bases \hat{e}_{m-1} , \hat{e}_m , \hat{e}_{m+1} lie on the boundary of \mathcal{R} .

We want to show that $k = m$, so we assume for a contradiction that $k > m$. If $k = m+1$, then $e_k = e_{m+1}$ in Fig. 8(a). Since e_k is not canonical, we then have $a_m = b_1$, and e_1 intersects $e_k = e_{m+1}$ between x_{m+1} and $b_{m+1} = a_{m-1}$. Since e_1 cannot cross e_{m-1} by (M), that violates either (II) or (III).

If $k = m+2$, then $e_{k-1} = e_{m+1}$ in Fig. 8(a), x_k lies on e_{m+1} on the boundary of \mathcal{R} , and \hat{e}_k lies (except for its endpoint x_k) in the interior of \mathcal{R} . But since e_k is not canonical, we have $a_{m+1} = b_1$, and since e_1 does not cross the boundary of \mathcal{R} , it cannot contain x_1 in the interior of \mathcal{R} .

We assume next that $k > m+2$, which implies that \hat{e}_k lies in the interior of \mathcal{R} . Since e_k is not canonical, we have $a_{k-1} = b_1$. Symmetrically to the argument above, the edge e_{k-1} must be such that the region \mathcal{R}' formed by \hat{e}_k , e_{k-1} , and e_1 contains no endpoint of e_k , so we are in the situation of Fig. 8(b). Again, the

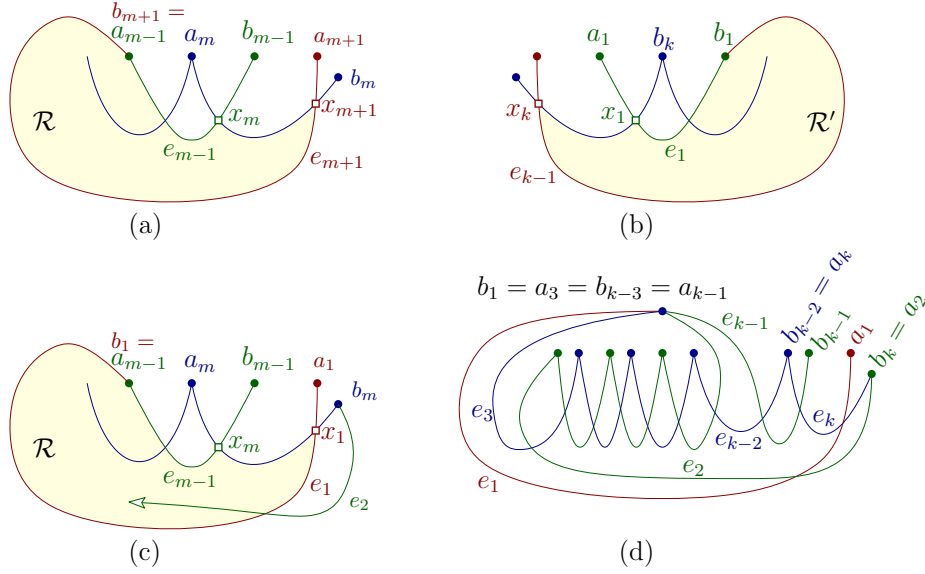


Fig. 8. Proof of Theorem 1.

loop \mathcal{L} lies in \mathcal{R}' , with only $\hat{e}_{k-1}, \hat{e}_k, \hat{e}_1$ on the boundary of \mathcal{R}' . In particular, \hat{e}_m lies in the interior of \mathcal{R}' .

Since \hat{e}_m is in the interior of \mathcal{R}' but on the boundary of \mathcal{R} , while \hat{e}_k is in the interior of \mathcal{R} but on the boundary of \mathcal{R}' , the two regions cannot be nested, and their boundaries must intersect. The boundary of \mathcal{R} consists of e_{m-1} , \hat{e}_m , and e_{m+1} , the boundary of \mathcal{R}' consists of e_{k-1} , \hat{e}_k , and e_1 , so by (M) the only possible edge crossing occurs when $k = m + 3$, so that e_{m+1} and e_{k-1} can cross. Since two intersecting closed curves must intersect an even number of times, we must in addition have that the vertices a_{m-1} of \mathcal{R} and b_1 of \mathcal{R}' coincide, but then e_{m+1} and e_{k-1} have a common endpoint and cannot cross at all by (S).

It follows that our assumption that $k > m$ is false, and so $k = m$. Relabeling the edges in Fig. 8(a) we obtain Fig. 8(c). Since e_1 is canonical, we have $b_m = a_2$, so e_2 starts in b_m and enters \mathcal{R} through e_1 , see Fig. 8(c). Since e_2 cannot cross either e_{m-1} or e_m , its other endpoint b_2 lies in the interior of \mathcal{R} . Now it remains to observe that since e_2, \dots, e_{k-2} are canonical, we end up with the situation shown in Fig. 8(d).

Since $v_2 = b_1 = a_{k-1} = v_{k-2}$, Lemma 1 implies that $k - 2 \geq 7$, so $k \geq 9$. \square

In Fig. 9 we draw again the non-canonical chordless cycle of Fig. 8(d), showing the symmetry in the characterization. The reader may enjoy determining which of the chordless cycles in Fig. 2 are fully canonical, and which edges are the non-canonical ones of the other cycles.

It is easy to see that when k is odd, then the graph \mathcal{G} contains a closed trail of length $k - 2$ consisting of all edges of C except for e_{k-1} and e_1 , namely the

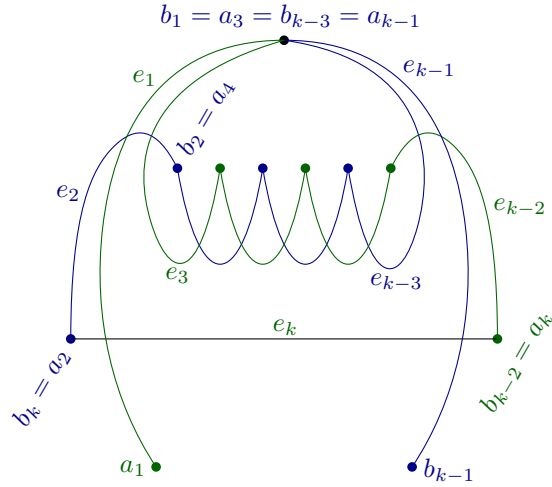


Fig. 9. A non-canonical chordless cycle.

closed trail $e_2e_4e_6 \dots e_{k-3}e_5 \dots e_{k-2}e_k$. In Fig. 8(d) we have $k = 11$, so there is a closed trail of length 9. Fig. 9 shows the smallest possible non-canonical chordless cycle: here $k = 9$, and so there is a closed trail of length 7. We obtain the following corollary:

Corollary 2. *The edges of a strongly fan-planar drawing of a bipartite graph \mathcal{G} can be colored using two colors such that no edges of the same color cross. As a consequence, a bipartite, strongly fan-planar graph has thickness at most two.*

Proof. We show that \mathcal{I} is bipartite. Assume otherwise: then \mathcal{I} has an odd cycle, which contains a chordless odd cycle C of length k . If C is fully canonical, then the edges of C form an odd cycle of length k in \mathcal{G} , so \mathcal{G} is not bipartite. If C is not fully canonical, then Theorem 1 implies that \mathcal{G} has an odd cycle of length $k - 2$, again a contradiction. \square

The bound on the thickness is tight: every bipartite, strongly fan-planar graph that is not planar has thickness exactly two, an example being $K_{3,3}$.

In the remainder of this section, we study the regions induced by the loop \mathcal{L} and the spikes \mathcal{S}_i in a little more detail, in particular how they can be crossed by *other* edges, that is, edges not part of C . The edges of C intersect only in the corners of the loop \mathcal{L} . The loop \mathcal{L} partitions the plane into two regions. If C is fully canonical, then one of these regions is empty in \mathcal{G}_C —this could be either the bounded or the unbounded region delimited by \mathcal{L} . If C has a non-canonical edge, then from Theorem 1 it follows that the *bounded* region delimited by \mathcal{L} is empty in \mathcal{G}_C (here it plays a role that property (III) cannot be used for drawings on a sphere). In both cases, we will denote the region delimited by \mathcal{L} that is empty in \mathcal{G}_C by \mathcal{L} as well. Adjacent to \mathcal{L} is, for each base \hat{e}_i of a canonical edge e_i , the spike \mathcal{S}_i , which is itself an empty region in \mathcal{G}_C .

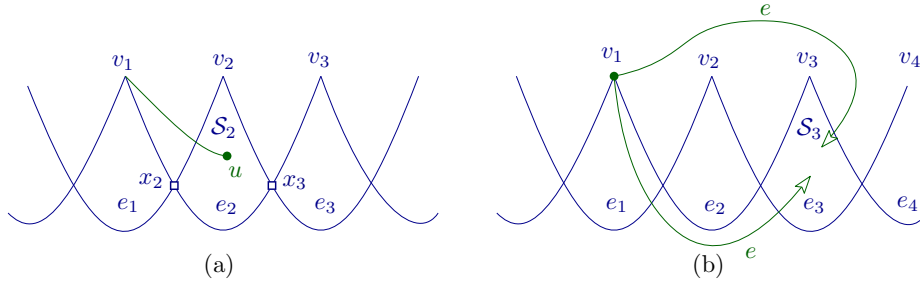


Fig. 10. (a) u must lie in \mathcal{S}_2 or $e = e_2$, and (b) e starting in v_1 cannot enter \mathcal{S}_3 .

Lemma 4. *Let e_1, e_2, e_3 be three consecutive canonical edges of a chordless cycle. Let $e = (v_1, u)$ be an edge that crosses e_1 in the relative interior of the segment x_2v_2 . Then u is contained in \mathcal{S}_2 .*

Proof. Traversing e from v_1 to u , e enters \mathcal{S}_2 by crossing the segment x_2v_2 , see Fig. 10(a). Since e cannot cross e_2 and cannot cross e_1 again by (S), e could leave \mathcal{S}_2 only through the segment v_2x_3 , by crossing e_3 . But then v_3 would have to be an endpoint of e . By Lemma 1, $v_3 \neq v_1$, so $u = v_3$, but then $e = e_2$, a contradiction since e_2 does not intersect the relative interior of x_2v_2 . \square

Lemma 5. *Let e_1, e_2, e_3, e_4 be four consecutive canonical edges of a chordless cycle. Let $e = (v_1, u)$ be an edge incident to v_1 . Then e does not enter the interior of \mathcal{S}_3 .*

Proof. By (S) e cannot cross e_2 , so to enter \mathcal{S}_3 , it would have to cross either e_3 or e_4 , see Fig. 10(b). If e crosses e_3 , then it must be incident to v_3 , and since $v_3 \neq v_1$, that means $e = (v_1, v_3) = e_2$, which does not intersect the interior of \mathcal{S}_3 . If e crosses e_4 , then it must be incident to v_4 , and since $v_4 \neq v_1$, that means $e = (v_1, v_4)$. But v_4 lies outside \mathcal{S}_3 , so e would have to cross e_4 again to reach v_4 , a contradiction to (S). \square

Lemma 6. *Let C be a chordless cycle of length at least five, and let e be an edge not part of C such that e intersects the loop \mathcal{L} of C . Then e starts in the anchor v_i of a canonical edge e_i of C , passes through the spike \mathcal{S}_i , crosses the base \hat{e}_i , and either (1) ends in \mathcal{L} ; or (2) crosses the base \hat{e}_j of another canonical edge e_j of C , then passes through \mathcal{S}_j and terminates in v_j ; or (3) crosses the base of the non-canonical edge e_j of C , never enters \mathcal{L} again, and terminates in a vertex that is not a vertex of C . The second and third case can only happen if e_i and e_j share an endpoint. In particular, (2) cannot happen when e_{i-1} and e_{i+1} are strictly canonical, and (3) implies that $i \in \{j-2, j+2\}$.*

The proof can be found in Appendix A.

4 Coloring with three colors

In this section we will show our main theorem:

Theorem 2. *In every strongly fan-planar drawing of a graph \mathcal{G} there is a set S of edges such that (1) S is independent in \mathcal{I} , that is, no two edges in S cross; and (2) every odd cycle in \mathcal{I} contains an edge in S .*

The theorem immediately implies the following:

Corollary 3. *The edges of a strongly fan-planar drawing of a graph \mathcal{G} can be colored using three colors such that no two edges of the same color cross. As a consequence, a strongly fan-planar graph has thickness at most three.*

Proof. Pick the set S of edges according to Theorem 2 and color them with the first color. Then $\mathcal{I} \setminus S$ contains no odd cycle and is therefore bipartite, and can be colored with the remaining two colors. \square

We construct the set S for the proof of Theorem 2 using the following lemma.

Lemma 7. *Let C be a chordless cycle of length at least five. Then C contains an edge e_i such that*

- $e_{i-2}, e_{i-1}, e_i, e_{i+1}, e_{i+2}$ are all canonical in C ;
- e_{i-1}, e_i, e_{i+1} are all strictly canonical in C .

Proof. If C is fully canonical and no two anchors coincide, we can pick any edge of C as e_i and are done. Otherwise, we pick a sequence of canonical edges e_1, \dots, e_m in C such that $v_1 = v_m$ and such that the spikes $\mathcal{S}_2, \dots, \mathcal{S}_{m-1}$ are contained in the region bounded by $\mathcal{L} \cup \mathcal{S}_1 \cup \mathcal{S}_m$. (When C is not fully canonical, then its sub-sequence e_2, \dots, e_{k-2} has this property by Theorem 1.)

Since spikes cannot intersect (except for touching at their anchors), the coinciding anchors form a bracket structure. Pick any innermost interval e_j, \dots, e_ℓ such that $v_j = v_\ell$. Then the anchors $v_j, \dots, v_{\ell-1}$ are all distinct. By Lemma 1, $\ell - j \geq 5$. We can thus pick $i = j + 2$ to satisfy the requirements of the lemma. \square

For each chordless odd cycle C of \mathcal{I} , we pick an edge e as in Lemma 7 and call it the *ground edge* of C . Our proof of Theorem 2 relies on the following key lemma:

Lemma 8. *Let C and C' be two chordless odd cycles with ground edges e and e' . If e and e' cross, then e is part of C' and e' is part of C .*

The proof can be found in Appendix B. We can now prove our main theorem.

Proof (of Theorem 2). Starting with $S = \emptyset$, we consider all chordless odd cycles C in \mathcal{I} one by one. If S does not already contain an edge of C , we add the ground edge of C to S .

We claim that the resulting set S satisfies the conditions of the theorem. Indeed, by construction S contains an edge of every chordless odd cycle. Since every odd cycle contains a chordless odd cycle as a subset, condition (2) holds.

Assume now for a contradiction that there are two edges $e, e' \in S$ such that e and e' cross. Let C and C' be the chordless odd cycles that caused e and e' to be added to S , and assume w.l.o.g. that e was added to S before e' . By Lemma 8, e is an edge of C' —but that means that when considering C' , no edge has been added to S , a contradiction. \square

5 Open problems

We conclude with some open problems:

1. Do these results hold for fan-planar graphs in the “classic” definition?
2. Are there actually strongly fan-planar graphs that have thickness three?
3. Are there 2-planar graphs of thickness three?
4. What is the thickness of the optimal 2-planar graphs? (These graphs have been fully characterized [7].) It can be shown that these graph admit an edge decomposition into a 1-planar graph and a bounded-degree planar graph [5]. If the thickness of this graph is actually three, this would answer both previous questions in the affirmative as the optimal 2-planar graphs are also fan-planar.
5. If there is no 2-planar graph of thickness three, what is the smallest k such that there exists a k -planar graph of thickness three? Note that K_9 is 4-planar and requires thickness three, hence $k \in \{2, 3, 4\}$.
6. Are there strongly fan-planar graphs \mathcal{G} such that *every* fan-planar drawing of \mathcal{G} requires three colors for the edges? In other words, are there strongly fan-planar graphs where odd cycles in the intersection graph of its drawing are unavoidable?

References

1. Ackerman, E.: On topological graphs with at most four crossings per edge. *Comput. Geom.* **85** (2019)
2. Alekseev, V.B., Gončakov, V.S.: The thickness of an arbitrary complete graph. *Mathematics of the USSR-Sbornik* **30**(2), 187–202 (feb 1976). <https://doi.org/10.1070/sm1976v030n02abeh002267>
3. Angelini, P., Bekos, M.A., Kaufmann, M., Pfister, M., Ueckerdt, T.: Beyond-Planarity: Turán-Type Results for Non-Planar Bipartite Graphs. In: 29th International Symposium on Algorithms and Computation (ISAAC 2018). *LIPICs*, vol. 123, pp. 28:1–28:13 (2018). <https://doi.org/10.4230/LIPICs.ISAAC.2018.28>
4. Beineke, L.W., Harary, F., Moon, J.W.: On the thickness of the complete bipartite graph. *Mathematical Proceedings of the Cambridge Philosophical Society* **60**(1), 01–05 (1964). <https://doi.org/10.1017/S0305004100037385>
5. Bekos, M.A., Giacomo, E.D., Didimo, W., Liotta, G., Montecchiani, F., Raftopoulou, C.N.: Edge partitions of optimal 2-plane and 3-plane graphs. *Discret. Math.* **342**(4), 1038–1047 (2019). <https://doi.org/10.1016/j.disc.2018.12.002>
6. Bekos, M.A., Grilli, L.: Fan-planar graphs. In: Hong and Tokuyama [9], chap. 8, pp. 131–148. https://doi.org/10.1007/978-981-15-6533-5_8

7. Bekos, M.A., Kaufmann, M., Raftopoulou, C.N.: On Optimal 2- and 3-Planar Graphs. In: 33rd International Symposium on Computational Geometry (SoCG 2017). LIPIcs, vol. 77, pp. 16:1–16:16 (2017). <https://doi.org/10.4230/LIPIcs.SoCG.2017.16>
8. Didimo, W., Liotta, G., Montecchiani, F.: A survey on graph drawing beyond planarity. ACM Comput. Surv. **52**(1) (feb 2019). <https://doi.org/10.1145/3301281>
9. Hong, S., Tokuyama, T.: Beyond Planar Graphs, Communications of NII Shonan Meetings. Springer (2020). <https://doi.org/10.1007/978-981-15-6533-5>
10. Kainen, P.: Thickness and coarseness of graphs. Abhandlungen aus dem Mathematischen Seminar der Universität Hamburg **39**, 88–95 (sept 1973). <https://doi.org/10.1007/BF02992822>
11. Kaufmann, M., Ueckerdt, T.: The density of fan-planar graphs. CoRR **abs/1403.6184v1** (2014), <http://arxiv.org/abs/1403.6184v1>
12. Kaufmann, M., Ueckerdt, T.: The density of fan-planar graphs. Electron. J. Comb. **29**(1) (2022). <https://doi.org/10.37236/10521>
13. Klemz, B., Knorr, K., Reddy, M.M., Schröder, F.: Simplifying non-simple fan-planar drawings. In: Purchase, H.C., Rutter, I. (eds.) Graph Drawing and Network Visualization. pp. 57–71. Springer (2021). https://doi.org/10.1007/978-3-030-92931-2_4
14. Mansfield, A.: Determining the thickness of graphs is NP-hard. Mathematical Proceedings of the Cambridge Philosophical Society **93**(1), 9–23 (1983). <https://doi.org/10.1017/S030500410006028X>
15. Mutzel, P., Odenthal, T., Scharbrodt, M.: The thickness of graphs: A survey. Graphs and Combinatorics **14** (03 2000). <https://doi.org/10.1007/PL00007219>
16. Nash-Williams, C.S.A.: Edge-disjoint spanning trees of finite graphs. Journal of the London Mathematical Society **s1-36**(1), 445–450 (jan 1961). <https://doi.org/10.1112/jlms/s1-36.1.445>
17. Pawlik, A., Kozik, J., Krawczyk, T., Lasoń, M., Micek, P., Trotter, W.T., Walczak, B.: Triangle-free intersection graphs of line segments with large chromatic number. Journal of Combinatorial Theory, Series B **105**, 6–10 (2014)
18. Tutte, W.T.: The thickness of a graph. In: Indagationes Mathematicae (Proceedings). vol. 66, pp. 567–577. Elsevier (1963)

A Proof of Lemma 6

We repeat the statement of Lemma 6:

Lemma 6. *Let C be a chordless cycle of length at least five, and let e be an edge not part of C such that e intersects the loop \mathcal{L} of C . Then e starts in the anchor v_i of a canonical edge e_i of C , passes through the spike \mathcal{S}_i , crosses the base \hat{e}_i , and either (1) ends in \mathcal{L} ; or (2) crosses the base \hat{e}_j of another canonical edge e_j of C , then passes through \mathcal{S}_j and terminates in v_j ; or (3) crosses the base of the non-canonical edge e_j of C , never enters \mathcal{L} again, and terminates in a vertex that is not a vertex of C . The second and third case can only happen if e_i and e_j share an endpoint. In particular, (2) cannot happen when e_{i-1} and e_{i+1} are strictly canonical, and (3) implies that $i \in \{j-2, j+2\}$.*

Proof. We first observe the following: if e intersects \mathcal{L} in a point p on a canonical edge e_i , so that $p \in \hat{e}_i$, then by (I) the anchor v_i must be an endpoint of e . By (II) and (S), this means that the part of e between v_i and p lies in the spike \mathcal{S}_i .

Assume first that e does not cross a non-canonical edge of C . If e crosses \mathcal{L} once (in canonical edge e_i), then by the above we are in case (1): e starts in v_i , passes through \mathcal{S}_i , crosses \hat{e}_i , and ends inside \mathcal{L} . If e crosses \mathcal{L} more than once, then by the above this must be in two canonical edges e_i and e_j . Then we are in case (2): e starts in v_i , passes through \mathcal{S}_i , crosses \hat{e}_i , passes through \mathcal{L} , crosses base \hat{e}_j , passes through \mathcal{S}_j , and ends in v_j . Since e intersects e_i and e_j , (I) implies that e_i and e_j have a common endpoint. If e_{i-1} and e_{i+1} are strictly canonical, then the endpoints of e_i are the anchors of e_{i-1} and e_{i+1} and both have degree two in \mathcal{G}_C , so $j \in \{i-2, i+2\}$. But then e is identical to either e_{i-1} or e_{i+1} , a contradiction.

Next, we consider the case where e crosses the non-canonical edge e_j of C in a point q . By (I), then the anchor v_j must be an endpoint of e , and by (II), the part of e connecting v_j and q must lie in the region bounded by e_{j-1} , \hat{e}_j , and e_{j+1} . But that means that e passes through \mathcal{L} on this part, so e must cross another, canonical edge e_i of C . By the observation above, this means that $v_i = v_j$, so e starts in v_i , passes through \mathcal{S}_i , crosses \hat{e}_i , passes through \mathcal{L} , and crosses \hat{e}_j . Since e cannot cross \hat{e}_j again and, by the observation above, cannot cross another canonical edge, e does not enter \mathcal{L} again. Since e intersects e_i and e_j , (I) implies that e_i and e_j have a common endpoint. The only edges that share an endpoint with the non-canonical edge e_j are the edges e_{j-2} and e_{j+2} , so we have $i \in \{j-2, j+2\}$. Finally, the other endpoint of e cannot be a vertex of C : the only vertices of C that e could reach now are the endpoints of e_j (a contradiction to (S)), the anchor v_j (but then e is a loop), or the endpoints b_{j-1} and a_{j+1} . But since $v_i = a_{j-1} = b_{j+1}$, then e is identical to either e_{j-1} or e_{j+1} , a contradiction. \square

B Proof of Lemma 8

The proof of Lemma 8 relies on the following two lemmas.

Lemma 9. *Let C and C' be two chordless odd cycles with ground edges e and e' and such that e and e' cross in a point z . Then z does not lie in the relative interior of the base \hat{e} .*

Proof. We denote the edges of C as e_1, \dots, e_k and the edges of C' as e'_1, \dots, e'_ℓ . By renumbering the edges, we can assume that $e = e_3$ and $e' = e'_3$. Assume for a contradiction that z lies in the interior of \hat{e}_3 . By Lemma 6, that means that e'_3 starts in v_3 , passes through \mathcal{S}_3 , crosses \hat{e}_3 , and terminates at a point u inside \mathcal{L} without crossing it again (by the choice of ground edge e_3 , cases (2) and (3) of Lemma 6 cannot occur). Since e_3 crosses e'_3 , one endpoint of e_3 must be v'_3 . Breaking symmetry, we assume $b_3 = v_4 = v'_3$. We can also assume that v_3 is the source a'_3 of e'_3 (otherwise we can reverse the orientation of C'). Consider e'_4 , which starts in $v'_3 = v_4$. Edges e'_3 and e'_4 intersect in the point x'_4 that lies on e'_3 and therefore either in \mathcal{L} or in \mathcal{S}_3 . In the former case, e'_4 must intersect e_4 to enter \mathcal{L} by Lemma 6. In the latter case, we observe that e'_4 cannot enter \mathcal{S}_3 by crossing e_2 by (II), hence in order to enter \mathcal{S}_3 it must also cross e_4 . The crossing of e_4 and e'_4 implies that the anchor v'_4 is an endpoint of e_4 . Since $v_3 = v'_2 \neq v'_4$, we have $e_4 = (v'_2, v'_4) = e'_3$ —but that means that $z = e_3 \cap e'_3 = e_3 \cap e_4 = x_4$, and z does not lie in the relative interior of \hat{e} , a contradiction. \square

Lemma 10. *Let C and C' be two chordless odd cycles with ground edges e and e' and such that e and e' cross in a point z . Then z lies in base \hat{e} .*

Before we prove Lemma 10, we show how it implies Lemma 8. Again we repeat the statement of the lemma first:

Lemma 8. *Let C and C' be two chordless odd cycles with ground edges e and e' . If e and e' cross, then e is part of C' and e' is part of C .*

Proof. We use the notation of Lemma 9, and assume that e_3 and e'_3 cross in a point z . By Lemma 10, $z \in \hat{e} = \hat{e}_3$. By Lemma 9, z is then an endpoint of \hat{e}_3 , which implies that $e'_3 = e_2$ or $e'_3 = e_4$, so $e' \in C$. By symmetry, $e \in C'$. \square

The proof of Lemma 10 requires yet another lemma. Fig. 11 illustrates its rather technical conditions.

Lemma 11. *Let C and C' be two chordless odd cycles with ground edges e_3 and e'_3 . Suppose that $v_3 = v'_2$, $v_4 = v'_3$, that e'_3 intersects $x_4 v_4$ such that $b'_3 \in \mathcal{S}_4$, and that $x'_3 \in \mathcal{S}_4$. Then the entire loop \mathcal{L}' of C' lies in \mathcal{S}_4 .*

Proof. We assume the contrary, so that \mathcal{L}' contains a point outside of \mathcal{S}_4 . We follow the closed curve \mathcal{L}' , starting from x'_4 , which lies strictly inside \mathcal{S}_4 . There must be a first edge e'_m on C' such that x'_m lies still strictly inside \mathcal{S}_4 , but \hat{e}'_m intersects the boundary of \mathcal{S}_4 . Recall that \mathcal{S}_4 is bounded by the edges e_3 , e_4 and e_5 , so e'_m intersects one of these edges, see Fig. 11.

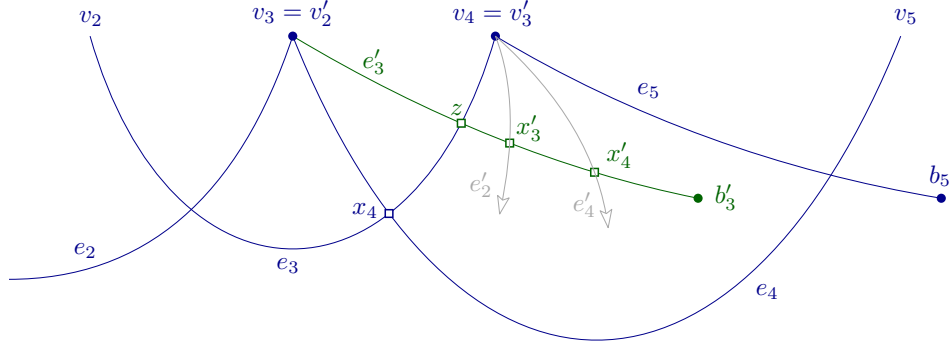


Fig. 11. Proof of Lemma 11.

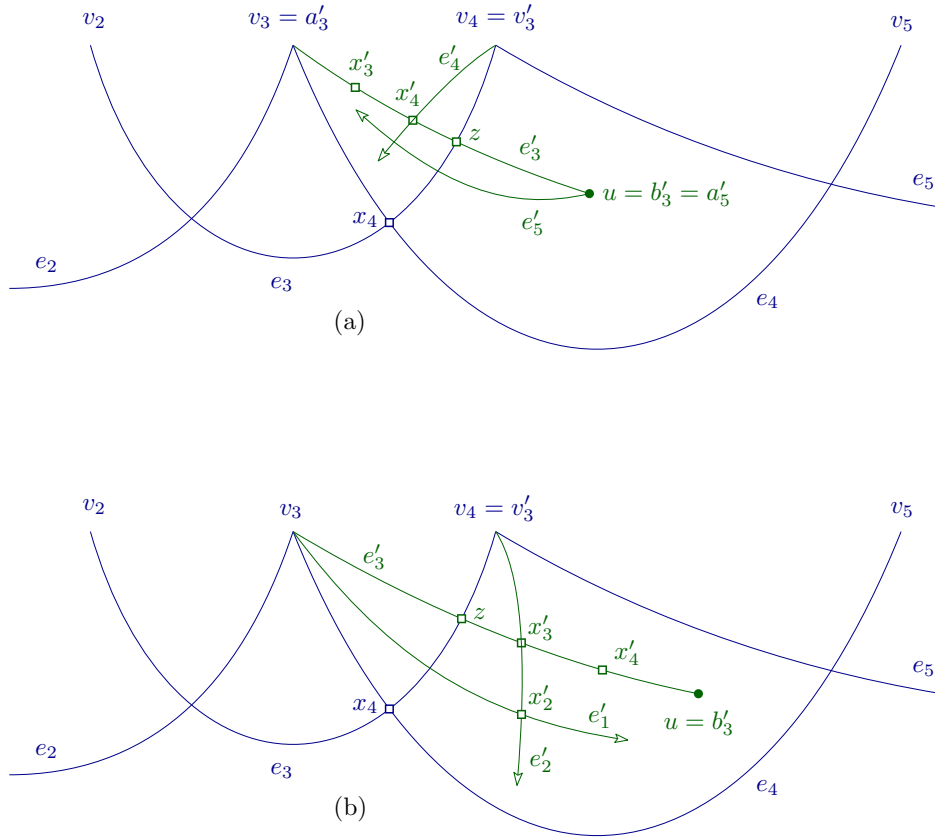
Suppose first that \hat{e}'_m crosses e_3 in a point p . Then e'_m is incident to $v_3 = v'_2$. Since e'_2 is strictly canonical, v'_2 has degree two in $\mathcal{G}_{C'}$, and so $e'_m = e'_1$. Since e'_1 does not intersect e_4 or e'_3 by (S), this means that p lies on e_3 between x_4 and $z = e_3 \cap e'_3$, and that x'_2 lies in the triangle formed by e_4 , e_3 , and e'_3 . If $x'_2 = p$, then $e'_2 = e_3$, but then $x'_3 = z$ and \mathcal{L}' does not leave \mathcal{S}_4 . If x'_2 lies strictly outside \mathcal{S}_4 , then $e'_2 \neq e_3$, and x'_3 lies strictly inside \mathcal{S}_4 . But e'_2 is incident to $v'_3 = v_4$, meets x'_3 in the interior of \mathcal{S}_4 and $x'_2 \notin \mathcal{S}_4$. This is impossible because by (S) e'_2 does not intersect e_3 or e_5 , intersects e'_3 only in x'_3 , and can intersect e_4 at most once.

Suppose next that \hat{e}'_m crosses e_4 . Then e'_m is incident to $v_4 = v'_3$. But since e'_3 is strictly canonical, v'_3 has degree two in $\mathcal{G}_{C'}$ —hence $e'_m = e'_4$. It follows that e_4 crosses e'_4 , so e_4 is incident to v'_4 , and since $v'_4 \neq v'_2$, this means that $e_4 = (v'_2, v'_4) = e'_3$. But then $b'_3 \notin \mathcal{S}_4$, a contradiction.

Suppose last that \hat{e}'_m crosses e_5 . Then v'_m is an endpoint of e_5 , that is $v'_m = a_5 = v_4 = v'_3$ or $v'_m = b_5$. But e'_3 is strictly canonical, so v'_3 is the anchor of no other edge of C' than e'_3 , so $v'_m = v'_3$ implies $e'_m = e'_3$, a contradiction. Hence, $v'_m = b_5$. By construction x'_m is still contained strictly inside \mathcal{S}_4 , so e'_{m-1} , which is incident to $v'_m = b_5$ and contains x'_m , has to intersect the boundary of \mathcal{S}_4 . By (S) e'_{m-1} cannot intersect e_5 . If e'_{m-1} crosses e_4 , then e'_{m-1} is also incident to $v_4 = v'_3 = a_5$, that is $e'_{m-1} = e_5$. But e_5 contains no point inside \mathcal{S}_4 , a contradiction. Finally, by (M), e'_{m-1} cannot cross e'_2 or e'_3 , so even if e'_{m-1} crosses e_3 , it can only reach the triangular region formed by e'_3 , e'_2 , and e_3 , and \mathcal{L}' does not enter this region since \mathcal{L}' has no point on $a'_3 x'_3 = v_3 x'_3$ or $x'_3 b'_2 = x'_3 v_4$. This final contradiction concludes the proof. \square

Proof (of Lemma 10). We use the notation of Lemma 9 and assume that $z \notin \hat{e}$. Breaking symmetry, we can assume that $z \in x_4 b_3$. Since e'_3 crosses e_3 , e'_3 has an endpoint in v_3 . By Lemma 4, this means that the other endpoint u of e'_3 lies in \mathcal{S}_4 , see Fig. 12(a). Since e_3 crosses e'_3 , v'_3 is an endpoint of $e_3 = (v_2, v_4)$.

If $v'_3 = v_2$, then consider e'_2 and e'_4 , which are both incident to $v'_3 = v_2$. By Lemma 5, they cannot intersect the interior of \mathcal{S}_4 , so they can cross e'_3 only on

**Fig. 12.** Proof of Lemma 10.

the segment v_3z . Without violating (II) or (III), this means they both need to cross e_4 . But then both e'_2 and e'_4 must be incident to v_4 , so then $e'_2 = e'_4$, a contradiction.

It follows that $v'_3 = v_4$. We can orient C' such that v_3 is the source a'_3 of e'_3 , and consider the order of x'_3 , x'_4 , and z on e'_3 . By Lemma 9, either z occurs after x'_3 and x'_4 (possibly with $z = x'_4$), or before x'_3 and x'_4 (possibly with $z = x'_3$).

If x'_3 and x'_4 are encountered before z (the situation shown in Fig. 12(a)), then consider the edge e'_5 . It cannot cross e'_3 by (S), and cannot cross e_4 , because then $b'_5 = v_4 = v'_3 = a'_4$, a contradiction to (S) since e'_4 and e'_5 cross. Since e'_5 crosses e'_4 on the segment $x'_4b'_4$, e'_5 must cross e_3 . Therefore e'_5 is incident to v_3 —but then $e'_5 = e'_3$, a contradiction.

It follows that x'_3 and x'_4 are encountered after z , see Fig. 12(b). We are now in the setting of Lemma 11, so the entire closed path \mathcal{L}' lies in \mathcal{S}_4 . In particular, $x'_2 \in \mathcal{S}_4$. But by (S), e'_1 cannot cross e_4 , and it cannot cross e_5

by (II). It follows that e'_1 , which is incident to $a'_3 = v_3$, must cross e_3 . This then implies that v'_1 is an endpoint of e_3 . Since $v_4 = v'_3 \neq v'_1$, this means that $e_3 = (v'_1, v'_3) = e'_2$, and so $z = x'_3$ and x'_2 lies on the segment of e_3 between x_4 and x'_3 , see Fig. 13. We now consider the edges e'_1 and e'_0 . Since $b'_1 = v_3$, Lemma 4

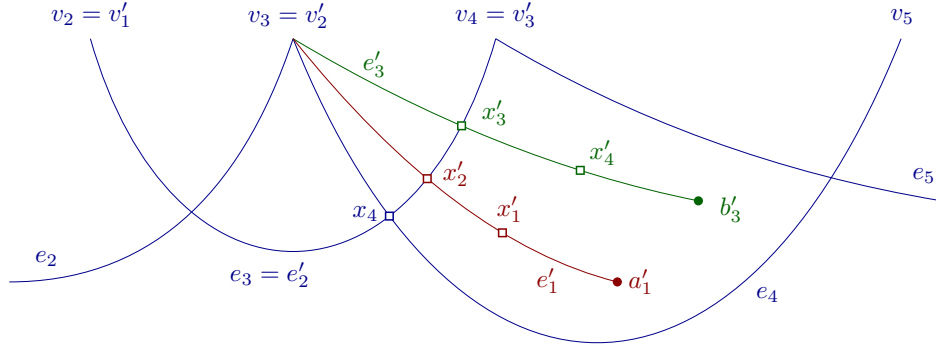


Fig. 13. Proof of Lemma 10, having established $e'_2 = e_3$.

implies that a'_1 is contained inside \mathcal{S}_4 , and therefore x'_1 is also strictly inside \mathcal{S}_4 . Since e'_1 is canonical, e'_0 is incident to $v'_1 = a'_2 = v_2$. But by Lemma 5, then e'_0 cannot intersect the interior of \mathcal{S}_4 , so it cannot contain x'_1 , a contradiction. \square