

# A note on incorrect inferences in non-binary qualitative probabilistic networks

Jack Storrer Carter

Dipartimento di Matematica, Università degli Studi di Genova, Genova, Italy

Correspondence to jackcarter23@aol.com

## Abstract

Qualitative probabilistic networks (QPNs) combine the conditional independence assumptions of Bayesian networks with the qualitative properties of positive and negative dependence. They formalise various intuitive properties of positive dependence to allow inferences over a large network of variables. However, we will demonstrate in this paper that, due to an incorrect symmetry property, many inferences obtained in non-binary QPNs are not mathematically true. We will provide examples of such incorrect inferences and briefly discuss possible resolutions.

**Keywords**— Qualitative probabilistic network; graphical model; positive dependence; Bayesian network; conditional independence

## 1 Introduction

Introduced by Wellman (1990a), qualitative probabilistic networks (QPNs) generated a fairly substantial literature with a number of papers published in journals and conference proceedings over the last 30 years. They combine qualitative assumptions with the conditional independence assumptions of Bayesian networks. A Bayesian network often makes strong distributional assumptions about the associated variables with variables assumed to come from a particular family of distributions. Wellman (1990a) argued that such assumptions are ‘inappropriately precise for many applications’ and can lead to them being ‘applicable in only narrow domains.’ In contrast, weaker qualitative assumptions can be less restrictive and still provide a

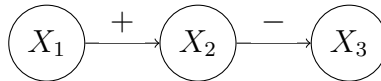


Figure 1: An example QPN.

framework where useful properties can be deduced, while also being more robust when elicited from expert judgements (van der Gaag et al., 2010).

The primary qualitative property specified by a QPN is positive and negative dependence, also called qualitative influences in the literature. These qualitative influences are represented visually by a QPN via a signed directed acyclic graph (DAG) where the vertices of the graph represent variables. The lack of an edge specifies some (conditional) independence relationship between the variables, while the directed edges are each labeled with a  $+$ ,  $-$  or  $?$  sign. A  $+$  edge represents a positive influence between the corresponding variables, a  $-$  edge represents a negative influence and a  $?$  edge represents an unspecified influence (a dependence which is not necessarily either positive or negative). For example, the graph in Figure 1 represents a QPN for the variables  $(X_1, X_2, X_3)$ . This QPN specifies that  $X_1$  and  $X_3$  are conditionally independent given  $X_2$ ,  $X_1$  has a positive influence on  $X_2$ , and  $X_2$  has a negative influence on  $X_3$ .

QPNs allow inferences to be made over large networks of variables - inferences that would not be intuitively obvious without the mathematical framework. For example, one use of a QPN is when some variables are under a decision makers control and another variable is an objective (Wellman, 1990a; Renooij and van der Gaag, 1998). The QPN can be used to determine if the decision variables have a positive or negative influence on the objective.

Most works in the QPN literature assume that qualitative influences satisfy a symmetry property - if  $X_1$  positively influences  $X_2$  then a new QPN can be constructed in which  $X_2$  positively influences  $X_1$ . This symmetry is vital for many of the inferences made by QPNs (Druzdzel and Henrion, 1993a). However, we will demonstrate in this paper that this symmetry property does not hold for non-binary variables and therefore many inferences are not mathematically true.

The remainder of the paper is organised as follows. In Section 2 we formally define a QPN and give a brief literature review. In Section 3 we discuss positive dependence and demonstrate how the current definition of positive dependence is not symmetric. In Section 4 we show how this mistake affects inferences in QPNs and in Section 5 we give an applied example of an incorrect inference. We finish in Section 6 with a discussion.

## 2 QPNS

A QPN is specified by a signed DAG  $\mathcal{G} = (V, E)$  where the vertex set  $V$  corresponds to random variables  $X = (X_v)_{v \in V}$  and  $E \subset \{(i, j, \delta) : i, j \in V, \delta \in \{+, -, ?\}\}$  is the signed edge set. Under the QPN it is assumed that the variables  $X$  follow certain conditional independence relationships specified by the graph  $\mathcal{G}$  via the global Markov property. See, for example, Maathuis et al. (2018), Darwiche (2009) and Koller and Friedman (2009) for comprehensive overviews of graphs, graphical models and conditional independence.

The signed edges in a QPN also stipulate certain positive and negative dependence relationships between the variables. Within QPNs, positive dependence is defined via first-order stochastic dominance (FSD).

**Definition 1.** Let  $F$  and  $F'$  be two cumulative density functions with the same support  $A \subseteq \mathbb{R}$ . We say that  $F$  FSD  $F'$  if  $F(x) \leq F'(x)$  for all  $x \in A$ .

Informally, if  $F$  FSD  $F'$  then larger values are more likely under  $F$  than under  $F'$ . FSD gives a partial ordering of cumulative density functions (cdfs). For more information on FSD and examples see Levy (2015). This is used to define positive dependence between two variables  $X_i$  and  $X_j$  through conditioning on larger values of  $X_i$  leading to FSD of the cdf of  $X_j$  - in other words, observing a large value of  $X_i$  makes larger values of  $X_j$  more likely. Due to the graphical structure of the QPN, this must hold when conditioning on any value of the *parents* of  $X_j$ . A parent of the vertex  $j$  in graph  $\mathcal{G}$  is any vertex  $k$  with an edge  $(k, j, \delta) \in E$  directed towards  $j$ .

**Definition 2.** Let  $F_{X_j|x_i, x_K}$  be the cdf of  $X_j$  given  $X_i = x_i$  and  $X_K = x_K$  where  $K$  is the set of parents of  $j$  except for  $i$ . We say that:

- $X_i$  positively influences  $X_j$  in the graph  $\mathcal{G}$  and we write  $S^+(i, j, \mathcal{G})$  if  $F_{X_j|x_i, x_K}$  FSD  $F_{X_j|x'_i, x_K}$  for all  $x_i > x'_i$  and all  $x_K$ .
- $X_i$  negatively influences  $X_j$  in the graph  $\mathcal{G}$  and we write  $S^-(i, j, \mathcal{G})$  if  $F_{X_j|x_i, x_K}$  FSD  $F_{X_j|x'_i, x_K}$  for all  $x_i < x'_i$  and all  $x_K$ .

Under a QPN  $\mathcal{G}$  it is assumed that for any  $(i, j, +) \in E$  we have  $S^+(i, j, \mathcal{G})$ , and for any  $(i, j, -) \in E$  we have  $S^-(i, j, \mathcal{G})$ . If these, as well as the conditional independence relationships, hold for  $X$ , then we say that  $X$  satisfies the QPN  $\mathcal{G}$ . In the literature,  $\mathcal{G}$  is often omitted from  $S^+(i, j, \mathcal{G})$  when the QPN is known from context.

There is a further level to QPNs of additive and product synergies which can be represented graphically by a hyperedge. Synergies are used to ‘describe the qualitative interaction among influences’ (Wellman, 1990a),

and can be useful, for example, in the case of competing causes of an event (Wellman and Henrion, 1993; Druzdzel and Henrion, 1993b). However, for the purposes of this paper synergies are not required and so we will focus solely on the positive and negative influences.

The main use of a QPN is to determine positive or negative influences between variables that are not directly connected in the graph. Because the variables are not directly connected they are conditionally independent given the remaining variables. However, the variables may still be marginally dependent and a QPN can be used to determine if the variables are positively or negatively dependent in their marginal distribution. This may be to find the influence of a decision variable on an objective variable, or to propagate the effect of an observation of a variable through the graph.

After being introduced by Wellman (1990a), there has been a significant number of publications working to improve the methodology and expand the framework of QPNs. Notable research includes improved inference algorithms (Wellman, 1990b; Druzdzel and Henrion, 1993a; Renooij and van der Gaag, 1998; Renooij et al., 2002a; van Kouwen et al., 2009), ambiguity resolution (Parsons, 1995; Renooij et al., 2000a,b), influence strengths (Renooij and van der Gaag, 1999; Renooij et al., 2003; Renooij and van der Gaag, 2008; Yue et al., 2010, 2015), context dependent signs (Renooij and van der Gaag, 2000; Renooij et al., 2002b; Bolt et al., 2005) and semi qualitative probabilistic networks (Renooij and van der Gaag, 2002; de Campos and Cozman, 2005; de Campos et al., 2009; de Campos and Cozman, 2013). Most recently, QPNs have been used to help construct probabilistic relational models (van der Gaag and Leray, 2018) and were studied by Lv et al. (2019) who aimed to combine the information of multiple QPNs through sign fusion.

### 3 Positive dependence

While positive dependence in QPNs requires conditioning on the parent variables, as in Definition 2, for simplicity we will ignore this conditioning in this section. However, all discussion and results in this section remain valid with the conditioning included.

A key decision in the development of QPNs was the choice of Definition 2 to define a positive dependence relationship between two variables in the graph. However, there are many other proposed definitions of positive dependence - see, for example, Lehmann (1966) and Colangelo et al. (2005) for overviews. The simplest says two random variables are positively dependent if they have positive correlation. This is generally a weak form of positive dependence and other more strong definitions have been proposed. For example, the random variables  $X$  are called *associated* if  $\text{cov}(f(X), g(X)) \geq 0$  for any two non-decreasing functions  $f$  and  $g$  for which  $\mathbb{E}|f(X)|$ ,  $\mathbb{E}|g(X)|$  and  $\mathbb{E}|f(X)g(X)|$  all exist (Esary et al., 1967). An even stronger definition is total positivity of order 2 ( $\text{TP}_2$ ). The variables  $(X, Y)$  with joint density function  $p$

are said to be  $TP_2$  if  $p(x, y')p(x', y) \leq p(x, y)p(x', y')$  for all  $x < x', y < y'$ .

Each of these positive dependence properties are quite clearly symmetric. This symmetry is even evident in the language we use to describe them - one would generally say that  $X$  and  $Y$  are positively correlated. However, the directionality inherent to the graphical model of a QPN seems to lend itself more to a definition of positive definiteness which is not so obviously symmetric. Indeed, this is the approach taken in QPNs with the use of positive influences. This definition of positive dependence is in fact not symmetric (see example below) and this is reflected in the language where we say that  $X$  positively influences  $Y$ .

A second form of positive dependence considered by Wellman (1990a) is the monotone likelihood ratio property (MLRP).

**Definition 3.** Let  $p_{X|Y}(\cdot | y)$  denote the probability density function of  $X$  given  $Y = y$ .  $X$  and  $Y$  satisfy the MLRP if for any  $x \geq x'$  and  $y \geq y'$ ,

$$\frac{p_{X|Y}(x | y)}{p_{X|Y}(x | y')} \geq \frac{p_{X|Y}(x' | y)}{p_{X|Y}(x' | y')}$$

The MLRP is in fact equivalent to  $X$  and  $Y$  being  $TP_2$ , as long as  $Y$  has non-zero density across its whole support. This can easily be seen by replacing the conditional densities by  $p_{X|Y}(x | y) = \frac{p_{X,Y}(x,y)}{p_Y(y)}$  where  $p_{X,Y}$  denotes the joint density of  $(X, Y)$  and  $p_Y$  denotes the marginal density of  $Y$ . This demonstrates that the MLRP is also a symmetric property.

The reason for the name monotone likelihood ratio property comes from considering the distribution of  $Y | X = x$  as a posterior. Then the marginal distribution of  $Y$  can be interpreted as a prior and the distribution of  $X | Y = y$  as a likelihood. On the other hand,  $X$  positively influencing  $Y$  can be seen as a property on the posterior distributions of  $Y | X = x$ . This prior and posterior interpretation leads to the following relationship between positive influences and the MLRP, which is an adaptation of a result in Milgrom (1981).

**Proposition 1.**  *$X$  and  $Y$  satisfy the MLRP if and only if  $X$  positively influences  $Y$  for any choice of prior distribution on  $Y$ .*

The important part of Proposition 1 is that the positive influence must hold for *any* choice of prior distribution on  $Y$ . Hence the MLRP always implies that  $X$  positively influences  $Y$  (and also that  $Y$  positively influences  $X$ ), but the inverse is not true. However, due to a misinterpretation of Proposition 1, Wellman (1990a) uses the definitions of positive influence and the MLRP interchangeably. Later, Druzdzel and Henrion (1993a) incorrectly stated positive influence as a symmetric property, using the false equivalence with

the MLRP to prove this. This incorrect symmetry property was subsequently widely adopted in the QPN literature.

We now give an example demonstrating both the lack of equivalence between positive influence and the MLRP and the lack of symmetry of positive influences (see Lehmann (1966) Section 5 for further examples of the lack of symmetry).

**Example** Let  $X$  and  $Y$  be two trivariate random variables taking values in  $\{1, 2, 3\}$ . Suppose the joint probabilities of  $(X, Y)$  are as in Table 1.

		Y			
		1	2	3	
X	1	0.2	0.05	0.075	0.325
	2	0.15	0.15	0.1	0.4
	3	0.075	0.1	0.1	0.275
		0.425	0.3	0.275	

Table 1: Joint probabilities for  $(X, Y)$ .

By considering the relevant conditional probabilities, it is easy to verify that in this example  $X$  positively influences  $Y$  but  $Y$  does not positively influence  $X$ . This demonstrates that positive influence is not a symmetric property.

Furthermore, this distribution of  $(X, Y)$  does not satisfy the MLRP because, for example,

$$\frac{\mathbb{P}(X = 3|Y = 3)}{\mathbb{P}(X = 3|Y = 2)} \approx 1.09 < 1.64 \approx \frac{\mathbb{P}(X = 1|Y = 3)}{\mathbb{P}(X = 1|Y = 2)}$$

Hence  $X$  positively influencing  $Y$  does not imply that  $(X, Y)$  satisfy the MLRP.

One caveat to this discussion is for when  $X$  and  $Y$  are both binary variables. In this case it is easy to show that the MLRP and positive influence are equivalent. In fact, for binary variables all definitions of positive dependence are equivalent.

## 4 Inference in QPNs

Inference in QPNs consists of determining positive and negative influences between variables that are not directly linked in the QPN. That is, if  $X$  satisfies the QPN  $\mathcal{G}$ , then what can we say about the marginal distribution of any pair of variables in  $X$ ? In the literature there have been two main approaches for inference algorithms. The first, often referred to as query processing, aims to find the direction of influence of some conditioning variables on a target variable. A method, proposed by Wellman (1990a) and developed further

in Wellman (1990b), consists of implementing a sequence of *reductions* and *reversals* to the QPN until only the relevant variables remain and all edges between the conditioning variables and the target variable are directed towards the target variable.

A reduction removes a vertex  $i$  and finds a new QPN with vertex set  $V' = V \setminus \{i\}$  which the remaining variables  $(X_v)_{v \in V \setminus \{i\}}$  satisfy. It was shown that this could be done when  $i$  has at most one parent in  $\mathcal{G}$  with the signs of new edges determined by two operators (Wellman (1990a), Theorem 4.3).

A reversal aims to find a new QPN  $\mathcal{G}'$  which  $X$  satisfies but with an edge  $(i, j, \delta) \in E$  reversed such that the new edge set contains  $(j, i, \delta') \in E'$ . It was claimed that the sign of the reversed edge can remain unchanged (i.e.  $\delta = \delta'$ ), but that the signs of certain other edges might need to be changed to ? (Wellman (1990a), Theorem 4.4).

The second approach to inference in QPNs is often referred to as message passing and aims to find the effect of an observation of a single variable on the remaining variables. First the observation is determined to be either large or small. Then a message passing algorithm propagates the influence of this observation through the network, beginning at the observed vertex and passing along the edges of the graph. In this way each vertex is assigned either a  $+$ ,  $-$  or  $?$  which shows if the observation makes larger values more likely, smaller values more likely or has an undetermined influence. A message passing algorithm was first developed by Druzdzel and Henrion (1993a) with improved algorithms proposed by Renooij and van der Gaag (1998) and van Kouwen et al. (2009) and an algorithm for observations of multiple variables by Renooij et al. (2002a).

To demonstrate the potential error in these inference algorithms when applied to non-binary QPNs, we will give a very simple example. Consider the QPN in Figure 2 which consists of two variables and a positive influence from  $X$  to  $Y$ . Suppose we wish to determine the influence of  $Y$  on  $X$ . To do this, a query processing algorithm will reverse the direction of the edge while maintaining the  $+$  sign (following Wellman (1990a), Theorem 4.4) and conclude that  $Y$  has a positive influence on  $X$ .

Now instead suppose that we observe a large value of  $Y$  and wish to know the effect this has on  $X$ . All message passing algorithms will pass a message along the edge from  $Y$  to  $X$ , matching it's sign, and determine that this observation of  $Y$  makes larger values of  $X$  more likely.

These conclusions are correct when both variables are binary. However, as demonstrated in the example of Section 3, these conclusions are not true for non-binary variables. In particular, both edge reversal (for query processing algorithms) and message passing in the reverse direction to an edge (for message passing algorithms) rely on the property of symmetry of influences - without symmetry the conclusion is no longer valid.

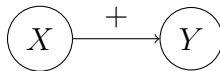


Figure 2: A very simple QPN in which  $X$  positively influences  $Y$ . However, as demonstrated in Section 3, we cannot conclude that  $Y$  also positively influences  $X$ .

To the best of the author’s knowledge, all current inference algorithms rely on the ability to reverse an edge or pass a message in the opposite direction to an edge. Hence all algorithms, when applied to non-binary QPNs, can suffer from this incorrect inference. This includes the inference algorithms of Wellman (1990a), Wellman (1990b), Druzdzel and Henrion (1993a), Renooij et al. (2002a) and van Kouwen et al. (2009). The algorithm of Renooij and van der Gaag (1998) would be similarly affected, however in this paper it is specifically stated that all variables should be binary. It can also effect inference algorithms for extensions of non-binary QPNs. For example, the incorrect inference can occur for context dependent signs (Renooij et al., 2002b) and semi qualitative probabilistic networks (de Campos and Cozman, 2005; de Campos et al., 2009). For other extensions which would be affected, such as Renooij and van der Gaag (2000) for ambiguity resolution, Renooij et al. (2003) for influence strengths, and Renooij and van der Gaag (2002) for semi qualitative probabilistic networks, it is unclear whether the methodology is intended only for binary variables.

Such incorrect inferences can also occur in larger networks and lead to further incorrect conclusions that are not directly related to the incorrect reversal or symmetry of an edge. We demonstrate this in the following example.

## 5 Example

We now investigate an example taken from Druzdzel and Henrion (1993a), in turn based on a belief network proposed in Horvitz et al. (1992), which models the orbital maneuvering system propulsion engine of a space shuttle. Of interest here is the temperature in the neighbourhood of two tanks (*HeOx Temp*) which is measured by a probe (*HeOx Temp Probe*). A high temperature in the neighbourhood of the tanks can cause a high temperature in the oxidizer tank (*High Ox Temp*), both of which can cause a leak in the oxidizer tank (*Ox Tank Leak*). A leak may lead to decreased pressure in the tank, which is measured by a probe (*Ox Pressure Probe*), but this might also be caused by a problem with the valve between the two tanks (*HeOx Valve Problem*), which is independent of the other variables. This information is summarised by the QPN in the left panel of Figure 3, which includes positive and negative influences denoted by  $S^+$ ,  $S^-$  respectively, as well as additive synergies denoted by  $Y^+$ .

Of these variables, only the values of the two probes can be measured. Druzdzel and Henrion (1993a) used



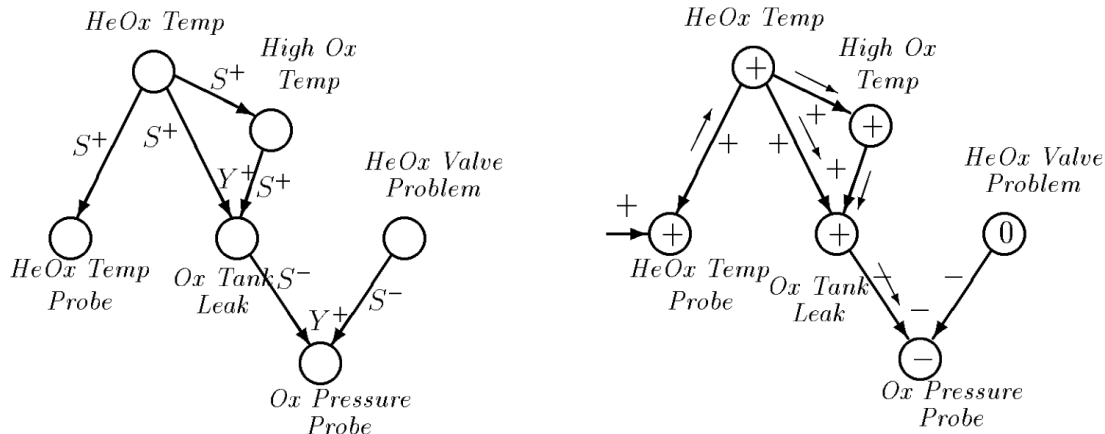


Figure 3: Left: A QPN for space shuttle example. Right: Results of a message passing algorithm after observing a large value for *HeOx Temp Probe*. Both figures originally appeared in Druzdzel and Henrion (1993a).

their message passing algorithm to investigate the effect of observing a high reading of the *HeOx Temp Probe* on the remaining variables. The results of the algorithm are displayed in the right panel of Figure 3. In particular, they conclude that the observation makes larger values of *HeOx Temp*, *High Ox Temp* and *Ox Tank Leak* more likely, while it makes smaller values of *Ox Pressure Probe* more likely. It also has no effect on *HeOx Valve Problem* due to the independence specified by the graphical structure.

However, we will now provide an example probability distribution which demonstrates that these inferences are incorrect (note that the author has no expertise in the field of this application and so these distributions are for demonstration purposes only). To construct the probability distribution we begin with the value of *HeOx Temp* which is assumed to follow a uniform distribution between 0 and 10. Then we assume that *HeOx Temp Probe* perfectly measures *HeOx Temp* (i.e. they are equal), but that there is a small probability of there being a fault, in which case the probe records a temperature which is uniform between 5 and 10, and is independent of *HeOx Temp*. Since neither of these variables have other parents in the graph, we can check for positive influences with no other information. In this distribution, *HeOx Temp* quite clearly positively influences *HeOx Temp Probe* satisfying Definition 2 and hence satisfies this assumption of the QPN. However, *HeOx Temp Probe* does not positively influence *He Ox Temp*. If the probe shows a value of 4 then *HeOx Temp* is also equal to 4 with probability 1. However if the probe shows a value larger than 5 then there is a small probability that *HeOx Temp* is smaller than 4.

This demonstrates that, without further assumptions, one cannot conclude, based on an observation of large *HeOx Temp Probe*, that a large value of *HeOx Temp* is more likely in terms of FSD. Hence the + symbol for *HeOx Temp* in the right of Figure 3 must be replaced by a ? since the effect is undetermined.

Additionally, all other non-zero inferences in the right of Figure 3 are effected by this, even though they do not directly utilise the incorrect symmetry property. This is because these conclusions rely on the preceding incorrect inference. Hence all non-zero signs from the message passing algorithm must be replaced by ?. This demonstrates the wide extent to which inferences can be effected.

All other current inference algorithms (Wellman, 1990a,b; Renooij and van der Gaag, 1998; Renooij et al., 2002a; van Kouwen et al., 2009) would arrive at the same conclusion as Druzdzel and Henrion (1993a) and therefore contain the same incorrect inferences.

Within this example, one method for rectifying the situation is to redefine all variables as binary variables. For example, the probe might only indicate whether the temperature is above some critical threshold. In this way all inferences are maintained.

## 6 Discussion and future work

In this paper we have demonstrated that for non-binary QPNs, many inferences that were previously believed to be true are not mathematically correct. Without additional work, this severely weakens the conclusions that one is able to make from a QPN. However, there are a number of ways in which this might be mitigated.

First, it should be stressed that the mistakes highlighted do not effect QPNs with all binary variables. This is the case when all variables correspond to events and binary QPNs make up a large part of the applied examples. Additionally, much of the literature of QPNs only focuses on binary variables further highlighting their importance. As mentioned above, for non-binary QPNs it may be possible to redefine the variables as binary by considering thresholds suitable for the specific application. This is particularly relevant when using a message passing algorithm because the first step of the algorithm is to determine if an observation is considered large or small. This implies that there is some threshold to distinguish between large and small values which can be used to define the new binary variables.

For non-binary QPNs, current inference algorithms might still be used by considering a weaker form of inference. Currently, inference in a QPN is defined via FSD in the same way as positive and negative influences. For example, the + sign on *HeOx Temp* on the right of Figure 3 implies that the conditional distribution given the observation FSD all conditional distributions given smaller observations. We have demonstrated in this paper that such inferences may be incorrect. However, there might be weaker forms of inference that can be made. For example, we can conclude that the two variables are associated (see Esary et al. (1967), Theorem 4.3). The strength of conclusions that can be made involve investigating what can be deduced about the set of conditional distributions of  $X_1 \mid X_2 = x_2$  assuming that  $X_1$  positively influences

$X_2$  and are a topic for future research.

Alternatively,  $S^+(i, j)$  might be redefined using a different definition of positive dependence which does satisfy the symmetry required of the inference algorithms. However, care must be taken when choosing the positive dependence definition that other important properties of QPN remain valid (for example Wellman (1990a), Theorem 4.3) and they retain the interpretability which is one of the key strengths of QPNs. For example, the MLRP would be an obvious candidate for a new positive dependence definition. However, the MLRP is a very strong form of positive dependence and therefore many distributions which would commonly be interpreted as being positive dependent do not satisfy the MLRP (Fallat et al., 2017). Often the structure of a QPN is elicited from expert judgements and using a less explicit definition of positive dependence might complicate this process. It could even lead to incorrect inferences because the elicited information might not match the mathematical definition of the QPN. An alternative approach might be to define  $S^+(i, j)$  such that  $X_i$  positively influences  $X_j$  and  $X_j$  positively influences  $X_i$  so that it becomes a symmetric property. As discussed in this paper, there are many possible definitions for positive dependence and future research is required to determine which definitions best suit the QPN framework allowing for both strong inferences and simple interpretation.

There has been other research in combining graphical models with positive dependence assumptions, primarily with the multivariate version of the  $TP_2$  property ( $MTP_2$ ). Fallat et al. (2017) gave a comprehensive review of the  $MTP_2$  property along with significant research into its combination with conditional independence models. The  $MTP_2$  property was also researched in Gaussian graphical models by Slawski and Hein (2015), Lauritzen et al. (2019) and Wang et al. (2020). Recently, work on Gaussian distributions has been extended to another positive dependence definition more akin to positive influences in combination with DAGs (Lodhia et al., 2023). Additional research on positive dependence and graphical models is by Plajner and Vomlel (2020) who used monotonicity conditions akin to positive and negative influences to improve learning in Bayesian networks.

## Acknowledgements

The research by JSC was supported in part by the MIUR Excellence Department Project awarded to Dipartimento di Matematica, Università di Genova, CUP D33C23001110001 and the 100021-BIPE 2020 grant.

## References

- Janneke H. Bolt, Linda C. van der Gaag, and Silja Renooij. Introducing situational signs in qualitative probabilistic networks. *International Journal of Approximate Reasoning*, 38(Special Issue):333–354, 2005. doi: 10.1016/j.ijar.2004.05.009.
- Antonio Colangelo, Marco Scarsini, and Moshe Shaked. Some notions of multivariate positive dependence. *Insurance: Mathematics and Economics*, 37(1 SPEC. ISS.):13–26, 2005. ISSN 01676687. doi: 10.1016/j.insmatheco.2004.09.004.
- Adnan Darwiche. *Modeling and reasoning with Bayesian networks*. Cambridge university press, 2009.
- Cassio de Campos and Fabio Cozman. Complexity of inferences in polytree-shaped semi-qualitative probabilistic networks. In *Proceedings of the AAAI Conference on Artificial Intelligence*, volume 27, pages 217–223, 2013.
- Cassio P. de Campos, Lei Zhang, Yan Tong, and Qiang Ji. Semi-qualitative probabilistic networks in computer vision problems. *Journal of Statistical Theory and Practice*, 3(1):197–210, 2009. ISSN 15598616. doi: 10.1080/15598608.2009.10411920.
- Cassio Polpo de Campos and Fabio Gagliardi Cozman. Belief Updating and Learning in Semi-Qualitative Probabilistic Networks. In *Conference on Uncertainty in Artificial Intelligence*, pages 153–160, 2005.
- Marek J. Druzdzel and Max Henrion. Efficient reasoning in qualitative probabilistic networks. In *Proceedings of the 11th National Conference on Artificial Intelligence (AAAI-93)*, pages 548–553, Menlo Park, 1993a. AAAI Press/The MIT Press.
- Marek J. Druzdzel and Max Henrion. Intercausal reasoning with uninstantiated ancestor nodes. In *Proceedings of the Ninth Annual Conference on Uncertainty in Artificial Intelligence (UAI-93)*, pages 317–325, San Francisco, 1993b. Morgan Kaufmann Publishers.
- J. D. Esary, F. Proschan, and D. W. Walkup. Association of Random Variables, with Applications. *The Annals of Mathematical Statistics*, 38(5):1466 – 1474, 1967. doi: 10.1214/aoms/1177698701. URL <https://doi.org/10.1214/aoms/1177698701>.
- Shaun Fallat, Steffen Lauritzen, Kayvan Sadeghi, Caroline Uhler, Nanny Wermuth, and Piotr Zwiernik. Total positivity in markov structures. *The Annals of Statistics*, pages 1152–1184, 2017.
- E Horvitz, C Rouokangas, S Srinivas, and M Barry. A decision-theoretic approach to the display of infor-

- mation for timecritical decisions: The Vista project. *In Proceedings of SOAR-92 Conference on Space Operations Automation and Research, National Aeronautics and Space Administration*, 1992.
- Daphne Koller and Nir Friedman. *Probabilistic graphical models: principles and techniques*. MIT press, 2009.
- Steffen Lauritzen, Caroline Uhler, and Piotr Zwiernik. Maximum likelihood estimation in gaussian models under total positivity. *The Annals of Statistics*, 47(4):1835–1863, 2019.
- E L Lehmann. Some Concepts of Dependence. *The Annals of Mathematical Statistics*, 37(5):1137–1153, 1966. ISSN 1098-6596. doi: 10.1017/CBO9781107415324.004.
- Haim Levy. *Stochastic dominance: Investment decision making under uncertainty*. Springer, 2015.
- Asad Lodhia, Jan-Christian Hütter, Caroline Uhler, and Piotr Zwiernik. Positivity in linear gaussian structural equation models. *arXiv preprint arXiv:2305.19884*, 2023.
- Yali Lv, Jiye Liang, Yuhua Qian, Jiajie Wu, and Suqin Ji. Sign fusion of multiple QPNs based on qualitative mutual information. *International Journal of Computational Science and Engineering*, 19:36, 2019. doi: 10.1504/IJCSE.2019.099650.
- Marloes Maathuis, Mathias Drton, Steffen Lauritzen, and Martin Wainwright, editors. *Handbook of Graphical Models*. CRC Press, Boca Raton, 1st edition, 2018. ISBN 9780429463976. doi: <https://0-doi-org.pugwash.lib.warwick.ac.uk/10.1201/9780429463976>.
- Paul R. Milgrom. Good News and Bad News: Representation Theorems and Applications. *The Bell Journal of Economics*, 12(2):380, 1981. ISSN 0361915X. doi: 10.2307/3003562.
- Simon Parsons. Refining reasoning in qualitative probabilistic networks. In *Proceedings of the 11th Conference on Uncertainty in Artificial Intelligence*, pages 427–434, Montreal, 1995.
- Martin Plajner and Jiří Vomlel. Learning bipartite bayesian networks under monotonicity restrictions. *International Journal of General Systems*, 49(1):88–111, 2020.
- Silja Renooij and Linda C. van der Gaag. Decision Making in Qualitative Influence Diagrams. In D.J. Cook, editor, *Proceedings of the Eleventh International FLAIRS Conference*, pages 410–414, Menlo Park, 1998. AAAI Press.
- Silja Renooij and Linda C. van der Gaag. Enhancing QPNs for Trade-off Resolution. In K.B. Laskey and

- H. Prade, editors, *Proceedings of the Fifteenth Conference on Uncertainty in Artificial Intelligence (UAI)*, pages 559–566, San Francisco, 1999. Morgan Kaufmann Publishers.
- Silja Renooij and Linda C. van der Gaag. Exploiting Non-monotonic Influences in Qualitative Belief Networks. In *Proceedings of the Eighth International Conference on Information Processing and Management of Uncertainty in Knowledge-Based Systems (IPMU)*, pages 1285–1290, Madrid, 2000.
- Silja Renooij and Linda C. van der Gaag. From Qualitative to Quantitative Probabilistic Networks. In A. Darwiche and N. Friedman, editors, *Proceedings of the Eighteenth Conference on Uncertainty in Artificial Intelligence (UAI)*, pages 422–429, San Francisco, 2002. Morgan Kaufmann Publishers.
- Silja Renooij and Linda C. van der Gaag. Enhanced qualitative probabilistic networks for resolving trade-offs. *Artificial Intelligence*, 172(12-13):1470–1494, 2008. doi: 10.1016/j.artint.2008.04.001.
- Silja Renooij, Linda C. van der Gaag, Shaw Green, and Simon Parsons. Zooming in on Trade-offs in Qualitative Probabilistic Networks. In J. Etheredge and B. Manaris, editors, *Proceedings of the Thirteenth International FLAIRS Conference*, pages 303–307, Menlo Park, 2000a. AAAI Press.
- Silja Renooij, Linda C. van der Gaag, Simon Parsons, and Shaw Green. Pivotal Pruning of Trade-offs in QPNs. In G. Boutilier and M. Goldszmidt, editors, *Proceedings of the Sixteenth Conference on Uncertainty in Artificial Intelligence (UAI)*, pages 515–522, San Francisco, 2000b. Morgan Kaufmann Publishers.
- Silja Renooij, Linda C. van der Gaag, and Simon Parsons. Propagation of Multiple Observations in QPNs Revisited. In F. van Harmelen, editor, *Proceedings of the Fifteenth European Conference on Artificial Intelligence (ECAI), Vol 77, Frontiers in Artificial Intelligence and Applications*, pages 665–669, Amsterdam, 2002a. IOS Press.
- Silja Renooij, Linda C. van der Gaag, and Simon Parsons. Context-specific sign-propagation in qualitative probabilistic networks. *Artificial Intelligence*, 140:207–230, 2002b.
- Silja Renooij, Simon Parsons, and Pauline Pardieck. Using Kappas as Indicators of Strength in Qualitative Probabilistic Networks. In T.D. Nielsen and N.L. Zhang, editors, *Proceedings of the Seventh European Conference on Symbolic and Quantitative Approaches to Reasoning with Uncertainty (ECSQARU)*, pages 87–99. Springer Verlag, 2003.
- Martin Slawski and Matthias Hein. Estimation of positive definite M-matrices and structure learning for attractive Gaussian Markov random fields. *Linear Algebra and Its Applications*, 473:145–179, 2015. ISSN 00243795. doi: 10.1016/j.laa.2014.04.020.

- Linda C. van der Gaag and Philippe Leray. Qualitative probabilistic relational models. In Davide Ciucci, Gabriella Pasi, and Barbara Vantaggi, editors, *Scalable Uncertainty Management*, pages 276–289, Cham, 2018. Springer International Publishing. ISBN 978-3-030-00461-3.
- Linda C. van der Gaag, Silja Renooij, Hermi J. M. Schijf, Armin R. Elbers, and Willie L. Loeffen. Probability Assessments from Multiple Experts : Qualitative Information is More Robust. In *Proceedings of the Twenty-Second Benelux Conference on Artificial Intelligence (BNAIC)*, Luxembourg, 2010.
- Frank van Kouwen, Silja Renooij, and Paul Schot. Inference in qualitative probabilistic networks revisited. *International Journal of Approximate Reasoning*, 50(5):708–720, 2009. ISSN 0888-613X. doi: 10.1016/j.ijar.2008.12.001. URL <http://dx.doi.org/10.1016/j.ijar.2008.12.001>.
- Yuhao Wang, Uma Roy, and Caroline Uhler. Learning high-dimensional gaussian graphical models under total positivity without adjustment of tuning parameters. In *International Conference on Artificial Intelligence and Statistics*, pages 2698–2708. PMLR, 2020.
- Michael P. Wellman. Fundamental Concepts of Qualitative Probabilistic Networks. *Artificial Intelligence*, 44(3):257–303, 1990a.
- Michael P. Wellman. Graphical Inference in Qualitative Probabilistic Networks. *Networks*, 20(5):687–701, 1990b.
- Michael P Wellman and Max Henrion. Explaining “Explaining Away”. *IEEE Transactions on Pattern Analysis and Machine Intelligence*, 15(3):287–292, 1993.
- Kun Yue, Yu Yao, Jin Li, and Wei-Yi Liu. Qualitative probabilistic networks with reduced ambiguities. *Applied Intelligence*, 33(2):159–178, 2010. doi: 10.1007/s10489-008-0156-5.
- Kun Yue, Feng Wang, Mujin Wei, and Weiyi Liu. Extending Qualitative Probabilistic Network with Mutual Information Weights. *International Journal of Intelligence Science*, 05(03):133–144, 2015. ISSN 2163-0283. doi: 10.4236/ijis.2015.53012.