

# IEEE Copyright Notice

© 2022 IEEE. Personal use of this material is permitted. Permission from IEEE must be obtained for all other uses, in any current or future media, including reprinting/republishing this material for advertising or promotional purposes, creating new collective works, for resale or redistribution to servers or lists, or reuse of any copyrighted component of this work in other works.

This work has been submitted to the IEEE for possible publication. Copyright may be transferred without notice, after which this version may no longer be accessible.

---

# Is Your Model Sensitive? SPeDaC: A New Resource and Benchmark for Training Sensitive Personal Data Classifiers

---

A Preprint

✉ Gaia Gambarelli  
Department of FICLIT  
Ellysse srl.  
University of Bologna, Italy  
Reggio Emilia, Italy  
gaia.gambarelli2@unibo.it

✉ Aldo Gangemi  
Department of FICLIT  
IST-CNR  
University of Bologna, Italy  
Roma, Italy  
aldo.gangemi@unibo.it

✉ Rocco Tripodi  
Department of LILEC  
University of Bologna, Italy  
rocco.tripodi@unibo.it

September 29, 2022

## Abstract

In recent years, there has been an exponential growth of applications, including dialogue systems, that handle sensitive personal information. This has brought to light the extremely important issue of personal data protection in virtual environments. Sensitive Information Detection (SID) approaches different domains and languages in literature. However, if we refer to the personal data domain, a shared benchmark or the absence of an available labeled resource makes comparison with the state-of-the-art difficult. In this study, we introduce and release SPeDaC, a new annotated resource for the identification of sensitive personal data categories in the English language. SPeDaC enables the evaluation of computational models for three different SID subtasks with increasing levels of complexity. SPeDaC1 regards binary classification, a model has to detect if a sentence contains sensitive information or not; whereas, in SPeDaC2 we collected labeled sentences using 5 categories that relate to macro-domains of personal information; in SPeDaC3, the labeling is fine-grained and consists of 61 personal data categories. We also provide an extensive evaluation of the resource conducted using different state-of-the-art models and classifiers. The results show that SPeDaC is challenging, particularly with regard to fine-grained classification.

Keywords Personal Data classifier · Privacy corpus · Privacy Protection · RoBERTa · Sensitive Data Corpus · Sensitive Personal Data · Sensitive Information Detection · Transformer Models

## 1 Introduction

In recent years, there has been an exponential growth of applications, including dialogue systems that handle sensitive personal information Larson et al. [2021], Adhikari and Panda [2018], Hendrickx et al. [2021]. Identifiable individuals can explicitly or implicitly reveal inferable personal information from the texts they write and from the information they share daily online (in blogs, public pages, social media etc.). The context in which personal information can be expressed concerns not only public online environments but also private interactions, in which, sometimes, the sharing of such information is deemed necessary. Exchanges of emails in company structures, virtual interactions between users and operators of a Customer Service, or even the use of applications based on H-R interactions are all scenarios in which the management of personal information is important. In online conversations and unstructured text, for example, the loss of privacy can be very high and the average cost of data breaches has increases over the years IBM. The loss of personal information to 3rd parties can have both legal and economic repercussions on the users and managers of the service, and, in social terms, on the individuals directly involved. Finally, it is estimated that 80% of the data currently

disseminated on the Internet is of an unstructured type Allahyari et al. [2017], data not present in a relational database, which can be presented in an irregular and contextual form.

According to General Data Protection Regulation (GDPR, 2018) GDP [a], the right to privacy regarding sensitive personal data is claimed; managing privacy and understanding the processing of personal data has become a fundamental right, especially within the European Union (GDPR, Recital 6) GDP [b]. Following the regulatory definition, ‘personal data’ means ‘any information relating to an identified or identifiable natural person (‘data subject’); an identifiable natural person is one who can be identified, directly or indirectly, in particular by reference to an identifier such as a name, an identification number, location data, an online identifier or to one or more factors specific to the physical, physiological, genetic, mental, economic, cultural or social identity of that natural person’ (GDPR, 4.1) GDP [c].

Consequently, many studies have focused on protecting privacy in virtual spaces Abadi et al. [2016], Sánchez and Batet [2014]. Sensitive Information Detection (SID) is a task that constitutes a subpart of the Data Leak Detection (DLD) that deals with the automatic identification of sensitive information. Related work is often conducted in different domains or languages; however, frequently, there is no common benchmark or available labeled resources to compare the results with the state-of-the-art methods. We have attempted to fill this gap by introducing and evaluating a new sensitive resource. The datasets are freely available and can be reuse for training new models or as a benchmark to compare the results to state-of-the-art models.

At the same time, evaluating the resource, we have a neural networks method based on the transformer architecture Vaswani et al. [2017], which has recently been used in SID tasks and has achieved astonishing performances on standard NLP tasks. The contributions of this study are as follows:

1. we present SPeDaC(Sensitive Personal Data Categories corpus): a benchmark built and manually labeled for personal data categories (PDCs). The dataset contributes to the detection of sensitive sentences and their classification as PDCs. We implicitly contribute to the evaluation gap Neerbek et al. [2020] and the absence of an available labeled resource concerning personal information;
2. we report the results of several experiments conducted using different state-of-the-art models, including a classifier based on the RoBERTa architecture Liu et al. [2019]. We aim to evaluate the SPeDaCdataset, propose a benchmark and analyze the validity of modern neural network approaches to the task of automatic identification of sensitive content.

The article consists of the following sections: Section 2 is devoted to related work in the automatic identification of sensitive content and the use of transformer neural networks in text classification. In Section 3 we describe the materials and models involved: in Section 3.1 the taxonomy we use to define the PDCs; in Section 3.2 SPeDaC, the constructed and labeled sensitive data corpus, is presented. The resource is evaluated in Section 3.3, where we further explore the machine learning models as well as the transformer network, both used to conduct comparative experiments and to validate the efficiency of the latter. In Section 4 we describe the experimental process which includes the feature extraction and the models set up, while in section 5 we report the results. Finally, Section 6 presents conclusions and future directions of work, and in Section 7 you can find an ethical disclosure that concerns the protection from improper use of the resources presented.

## 2 Related Work

The domain of our study concerns personal data categories. In literature, not so many works focus on this specific domain, e.g., basic personal information Dias et al. [2020], Guo et al. [2021], Personal Health Information (PHI) García Pablos et al. [2020], ethnic origin and political opinion information Genetu and Tegegne [2021].

However, regardless of the type of information considered in the literature, sensitive data can be identified in a rigid and context-less manner or can be disambiguated or inferred from the context. We can divide the studies into two macro approaches:

1. non-context-aware approach, where sensitive information does not depend on the context in which it appears; for example, a word can be identified as sensitive regardless of the sentence in which it is used;
2. context-aware approach, where the sensitivity of the data varies according to the context. Only given the sentence, we can infer the sensitivity of a given word. In fact, assuming the textual unit in which a word appears as context Neerbek [2020], we consider the context of a word to be the sentence in which it appears. Nevertheless, this sensitive context can be extended to paragraphs or documents.

The first non-context-aware approach includes work based on the identification of fixed context with n-gram techniques Hart et al. [2011], Caliskan et al. [2014] or rule-based inferences to identify contextless words with sensitivity scores, Chow et al. [2008], Geng et al. [2011]. The contextualized approach appears in literature with an embedding technique for the recognition of a fixed context McDonald et al. [2017].

Among the most recent works, we see the use of neural networks, for example recursive neural networks for automatic paraphrasing applied to the identification of sensitive data Neerbek et al. [2020]. Convolutional neural networks (CNNs) LeCun et al. [1989] have also been used for the sensitive detection of military and political documents in the Chinese language Xu et al. [2019]. Bidirectional Long-Short Term Memory (Bi-LSTM) neural networks Schuster and Paliwal [1997] have been used in a study conducted in the Chinese language on unstructured text Lin et al. [2020] and for the identification of personal data in an Amharic text Genetu and Tegegne [2021].

Finally, the field of identification of sensitive data began to take advantage of the transformer architecture Vaswani et al. [2017]. A study conducted in Spanish García Pablos et al. [2020] used a BERT-based sequence labeling model to detect and anonymize sensitive data in the clinical domain. Specifically, they used two datasets of medical reports and ran comparison experiments using CRF and BERT. In the first dataset, the pre-trained BERT model outperformed the other systems, whereas, in the second, it fell at 0.3 F1-score points behind the shared task winning system, but the authors did not try more sophisticated fine-tuning strategies. A recent study on the English language Guo et al. [2021] proposed ExSense, a model named BERT-BiLSTM-attention for extracting sensitive information from unstructured text. The experimental process was conducted on the Pastebin dataset Pas, manually labeled with personal information. Personal information refers to identifiable persons, such as name, address, date of birth, social security numbers (SSN), and telephone numbers. This model had an F1 score of 99.15%. As the authors stated, ExSense can identify limited types of sensitive information. The identified categories are, therefore, attributable to very specific entities, often presenting a fixed structure.

In general, recent literature on this task highlights the great potential of transformer-based models. However, the type of personal data investigated is often not very challenging. Transformer-based models have never been tested on the English language on such a broad domain of PDCs, such as the one presented in this work. Considering the definition of ‘personal data’ given by the GDPR (Section 1), many types of data can be identified textually. Categories such as names, addresses, and telephone numbers can be identified directly, through entities, while there are personal categories, such as health status, preferences, and social status, that can be more complex to identify or infer. Their common feature is that they can be directly or indirectly related to an identifiable person. In addition to investigating the accuracy of PDCs identification, we measured the accuracy that a transformer network can achieve in discriminating between sentences with and without sensitive content, based on the same potentially sensitive linguistic patterns occurring in different sentences that confer sensitivity or not.

Nevertheless, how can we identify the types of sensitive data categories to consider? The World Wide Web Consortium (W3C) W3C created DPV in 2019 Pandit et al. [2019], a resource aimed at ensuring the interoperability of data privacy, which therefore represents a highly valid reference taxonomy DPV [a]. We have used this as an authoritative reference to identify the categories of personal data (PDCs) to be analyzed. An extension of DPV regarding extended personal data concepts was recently released DPV [b]. The resource will be discussed in more detail in Section 3.1. Regarding the second problem, our approach aims to be context-aware; the analysis is therefore a level-sentence, as we will describe in Section 3.2.

As mentioned above, one of the major obstacles is the corpora and resources currently available to form and compare sensitive detection models Neerbek et al. [2020]. Some public corpora, that contain sensitive data and which have been used in the sensitive detection literature, are as follows:

1. the Enron email dataset Enr, which collects more than 600,000 e-mails from the American Enron Corporation, with approximately 2,720 documents manually labeled by human annotators, lawyers, and professionals in 2010. However, annotations only cover specific topics, such as business transactions, forecasts and projects, actions, and intentions. This dataset was used as an evaluation dataset in related studies Chow et al. [2008], Hart et al. [2011], Neerbek et al. [2020].
2. The Monsanto dataset Mon, published in 2017, consists of secret legal acts. This resource was similarly used for evaluation Neerbek et al. [2020].
3. personally identifiable information (PII) dataset from Pastebin Guo et al. [2021]. The authors collected documents from Pastebin, obtaining 144,967 text sequences as training data and identifying 4 types of PII information in text using regular expressions for content-based sensitive information

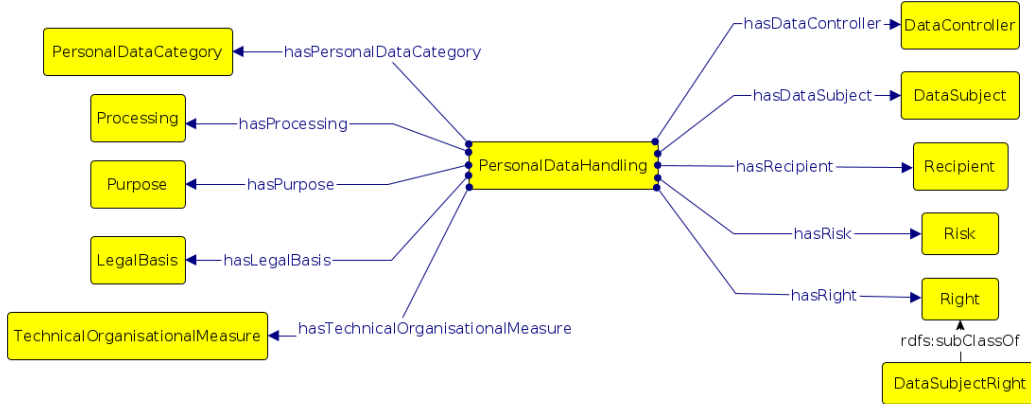


Figure 1: Base Vocabulary DPV. The figure can be found in the DPV documentation DPV [b]. Copyright © 2022 the Contributors to the Data Privacy Vocabulary (DPV) Specification, published by the Data Privacy Vocabularies and Controls Community Group under the W3C Community Contributor License Agreement (CLA).

and a BERT-BiLSTM attention model to automatically extract context-based sensitive information from the preprocessed text.

4. Wikipedia dataset. Wikipedia articles or pages are very easy to acquire and contain different types of sensitive information. In a privacy ensuring study Hart et al. [2011] the authors have created a Wikipedia Test corpus, randomly sampling 10K Wikipedia articles. In another related work Sánchez and Batet [2014] the aim was to establish a framework for measuring the disclosure risk caused by semantically related terms; the authors used Wikipedia pages of individuals e.g., movie stars. They used a manual annotation for sentences on Wikipedia pages relating to PII typically defined by keywords e.g., HIV (state of health), Catholicism (religion), and Homosexuality (sexual orientation).

The Enron corpus could be representative of organizational email conversations, including informal mails between colleagues. However, since it dates back to 2002, it cannot be considered very representative of today’s communication style. Although more recent, the Monsanto dataset, is a domain-specific corpus that would barely cover many PDCs, other than those closely related to the legal domain. For these reasons, they could not represent a point of reference for the specific identification of personal data. The dataset from Pastebin is not currently available; furthermore, the investigated categories refer to PII, frequently detected through regular expressions or very narrow linguistic patterns. Even the Wikipedia dataset is not publicly available and, in any case, complex sensitive categories are not considered.

This brief survey highlights the clear lack of an available released labeled resource for the task of automatic identification of sensitive personal data. For this reason, this study aims to offer an evaluation and reusable resource as contribution.

### 3 Materials and Models

In this section, we deepen the taxonomy used as a reference for the identification of the PDCs analyzed (Section 3.1), describe SPeDaC, the corpus built and evaluated (Section 3.2) and introduce the machine learning and transformer network models used to conduct the classification experiments (Section 3.3).

#### 3.1 Data Privacy Vocabulary (DPV)

As introduced in Section 2, we decided to pay attention to an authoritative resource, the so-called DPV. This resource enables the expression of machine-readable metadata regarding the use and processing of personal data. It provides terms and definitions according to the GDPR and it is divided into classes and properties. The basic ontology describes the first-level classes that define a legal policy for the processing of personal data (see Fig.1).

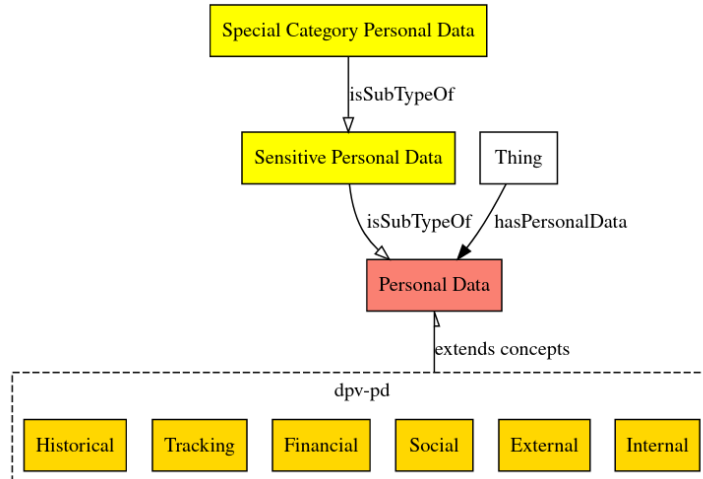


Figure 2: Personal Data concepts within DPV and their extension in DPV-PD. The classes of the extended taxonomy have been structured by utilizing their relevance and origin. The figure can be found in the introductory document to DPV concepts DPV [b].

Copyright © 2022 the Contributors to the Data Privacy Vocabulary (DPV) Specification, published by the Data Privacy Vocabularies and Controls Community Group under the W3C Community Contributor License Agreement (CLA).

DPV provides taxonomies for all core concepts, except Personal Data Handling, Right and Risk. Following the descriptions given in the latest published version of the resource, we are particularly interested in Personal Data, for example data directly or indirectly associated with or related to an individual. DPV provides the concept of Personal Data, and the relation has Personal Data to indicate what categories or instances of personal data are being processed. In particular, Sensitive Personal Data is a class for indicating personal data that is considered sensitive in terms of privacy and/or impact, and therefore requires additional considerations and/or protection. The Data Privacy Vocabulary-Personal Data (DPV-PD) extension provides an extended DPV personal data taxonomy, where concepts are structured in a top-down schema based on an opinionated structure contributed by R. Jason Cronk from EnterPrivacy (see Fig.2).

The DPV-PD presents 204 Personal Data Categories (PDCs), according to its most recent release (07 May 2022). Each category is described by a definition and additional information, such as an IRI, a source and its hierarchical relations.

However, not all categories of the DPV can be explored in the same way. A detailed analysis of the resources led us to identify a narrower set of PDCs to be explored through textual analysis. We divided these categories into 5 different types based on their nature and characteristics that can affect their automatic identification. The subdivision is summarized in Table 1.

Macro-categories: taxonomic organization corresponds to the high-level categories to which all the more specific PDCs belong. Therefore, their identification was implicit in the identification of nested categories. There are six macro-categories:

1. Historical: information about historical data related to or relevant to history or past events e.g., Life History.
2. Financial: information about finance including monetary characteristics and transactions e.g., Transactional, Ownership, Financial Account.
3. Tracking: information used to track an individual or group e.g. location or email e.g., Location, Device Based, Contact.
4. Social: information about social aspects such as family, public life, or professional networks e.g., Family, Friends, Public Life.
5. External (visible to others): information about external characteristics that can be observed e.g., Behavioral, Physical Trait, Physical Characteristic.

6. Internal (within the person): information about internal characteristics that cannot be seen or observed e.g., Preference and Knowledge Beliefs.

Special Category Personal Data, cited as a subtype of Sensitive Personal Data, is added. The macro-category is based on GDPR Article 9, even if it considers all Sensitive Special Categories whose use is prohibited or regulated with an additional legal basis for justification. Some PDCs include Health, Mental Health, Disability.

Categories identifiable through textual analysis: these are categories that can be frequently expressed through text and whose expressions can be syntactically complex. They are not alphanumeric sequences or codes that are easily identifiable through regular expressions, but can be expressed in natural language depending strongly on the combination of words. Take, for example, the Age category, whose definition is: ‘Information about an individual’s age’. Information about an individual’s age can be expressed in n different ways, such as: ‘I’m 17 years old’ or ‘I was born in 2005’ or ‘In 2010 I was only 5 five years old’; textual elements are crucial for its identification. We first investigated these categories.

Broad-boundary categories: these categories can be defined as characterized by (i) a high degree of vagueness, (ii) a high degree of extension and applicability, and (iii) whose sensitivity classification is characterized by a high degree of ambiguity. For example, Intention which is a sub-category of :Preference:Internal and refers to information about an individual’s intentions. These categories, owing to their conceptual complexity, have not been treated as priorities. However, reflections on the future developments of the work are reserved for them.

Uniquely identifiable categories: these are categories easily identifiable through regular expressions and fixed sequences, e.g., Credit Card Number, Tax Code. This type of category (PII) has been heavily extensively in the literature. Tool markets offered by large companies, e.g., Microsoft Andreas et al. [2021] can already be found. It seemed appropriate to focus our analysis on the most challenging and least explored categories, which could at the same time give us the possibility of analyzing more complex and context-aware identification techniques.

Categories identifiable mainly through non-textual elements: these depend completely or largely on non-textual elements and it is therefore difficult, if not impossible, to identify them in this sense. An example may concern the Fingerprint category: ‘Information related to an individual’s fingerprint used for biometric purposes’.

N.	Type	Examples
6	Macro-categories	Financial, External, Internal, Historical, Social, Tracking
88	Identifiable through textual analysis	Age, Favorite, Health
26	Broad boundaries categories identifiable through textual analysis	Attitude, Interest, Intention
30	Uniquely identifiable	BankAccount, BloodType, CreditCard
54	Identifiable mainly through non-textual elements	Biometric, CallLog, Fingerprint

Table 1: Analysis of the 204 PDCs of the DPV

Considering the 88 categories identifiable through textual elements, most of the PDCs belong to Special Data, Social and External macro-categories. In general, the ontological structure arrives at four levels of hierarchy. Some categories, in the analysis and consequent construction of the corpus, were merged by similarity, e.g., Physical Characteristic and Physical Trait, or because they are not strictly necessary specifications of a more generic category, e.g., Family and Family Structure. A list of identified PDCs labels is provided in the Appendix (Table 13).

### 3.2 SPeDaC: a Sensitive Data Corpus

Given the lack of publicly available datasets for sensitive data identification, the first aim of our study is to fill this gap and develop a labeled resource for this task.

Personal data in informal online conversations are the domain context of interest. The TenTen corpus family is a large resource, composed of texts collected from the World Wide Web Jakubčíek et al. [2013]. TenTen corpora are available in more than 40 languages. The most recent version of the English TenTen corpus

Sentence	Label
hey! I'm 33 years old now.	[Age]
The lacquer painting has a history of 80 years old	[Non-sensitive]
I've suffered depression and other mental probs since my teens	[Mental Health]
Mental illness can also be an invisible disability	[Non-sensitive]

Table 2: Examples from SPeDaC1

(enTenTen2020) consists of 36 billion words. The texts were downloaded from 2019 to 2021. The sample texts were manually checked and content with poor quality text and the spam was removed. These come from different web domains (the UK domain .uk, Australian domain .au, Canadian domain .ca, US domain .us, New Zealand domain .nz, and the EU domain .eu) and different textual genres (news, discussion, blog, legal) and topics (reference, society, arts, technology, business, sports, science, health, home, recreation, games); 6.8% of the corpus comes from English Wikipedia pages. .

For our experiments, we created two different corpora, that were manually labeled by the authors. Both corpora present a sentence-level annotation using INCEpTION as an annotation platform Klie et al. [2018] and the WebAnno TSV v3.3 annotation format. The datasets are available on a GitHub repository and are shared subject to a declaration of the purposes of use (see Section 7): <https://github.com/Gaia-G/SPeDaC-corpora>.

SPeDaC1. Identification and discrimination of sensitive sentences from non-sensitive sentences. The dataset counts 10,675 sentences and has two target labels:

1. 0 (NON-SENSITIVE) to indicate sentences without sensitive content.
2. 1 (SENSITIVE) to indicate sentences with sensitive content.

For each fine-grained category (see Table 13), we have collected sensitive and non-sensitive examples in a balanced manner. Non-sensitive examples correspond to sentences that contain the same linguistic patterns found in sensitive sentences but in a context that does not confer sensitivity. We can distinguish between two types of linguistic constraints chosen as selection criteria: (i) general constraints and (ii) specific constraints for every PDC. General constraints take into account the importance of the relationship between a PDC and the subject to which it refers. We assume that the identifiable subject (e.g., account, the device used) often corresponds to the person who writes ('I'). The specific linguistic constraints concern multi-word expressions that could better represent every PDC, e.g., the construction '[have] ... years old' which recurs to represent the AGE category. As shown in the examples in Table 2, specific constraints are present in sensitive and non-sensitive sentences, whereas the cited general constraint which refers to a first-person subject characterizes only sensitive sentences. Thus, adversarial sentences can better represent ambiguous cases, in which PDCs are present in a non-sensitive context. The adversarial constraints representing the aforementioned cases can consist of citation expressions, e.g., '[he] [say]', '[article][say]', '[he][state]' etc., or expressions concerning the dimension of unreality or supposition, e.g., verbs as 'suppose', 'imagine', 'guess', 'hope', or adverbs as 'maybe', or related to the joke e.g., 'just kidding', 'I [be] joking'.

SPeDaC2. Identification of the PDC macro-categories within sensitive sentences. The 5,133 sentences in the dataset represent the fine-grained PDCs considered in a balanced manner. The aim was to collect 100 sentences from each fine-grained category. For some PDCs the retrieval of 100 sensitive sentences was difficult and they are therefore less represented in the corpus, e.g., Criminal, Criminal Conviction, Criminal Charge, Disciplinary Action, Income Bracket, Privacy Preference, Professional Evaluation, Professional Interview, Salary, Skin Tone.

For every sentence its macro-category has been retrieved, presenting totally 5 different labels, which are the following:

1. Special Category Data
2. Financial and Tracking
3. Social
4. Internal
5. External



Macro PDC labels	% labels in SPeDaC2
Special Data	26.4%
Financial and Tracking	12.6%
Social	30.4%
Internal	8.4%
External	21.9%

Table 3: % labels of macro PDC in SPeDaC 2

	Ann. 1	Ann. 2	Ann. 3	Ann. 4
SPeDaC1	0.84	0.82	0.68	0.68
SPeDaC2	0.82	0.84	0.92	/
SPeDaC3	0.94	0.90	0.84	0.88

Table 4: Krippendorff’s ( $\alpha$ ) between gold and single annotation

The category Historical has been excluded because of its inconsistency (it is a superclass only of Life History PDC, which is a broad-boundary category).

The percentage of representation of the macro categories in the corpus, which depends on the number of specific categories included, is presented in Table 3.

SPeDaC3. Identification of fine-grained PDC within sensitive sentences. As we just said, SPeDaC2 represents the specific PDCs (see Table 13) considered in a balanced way. These sentences, along with other examples, are also labeled as specific categories (5,562 in total) and constitute the fine-grained SPeDaCdataset. The specific density of each fine-grained sensitive category is presented in the Appendix 13.

Inter-annotator agreement To measure the goodness of our annotations, we asked a group of linguists to annotate a sample from each corpus:

1. SPeDaC1: we asked 4 annotators to binary classify 100 sentences as sensitive or non-sensitive;
2. SPeDaC2: we asked 3 annotators to classify 150 sentences over the 5 macro-categories of the PDCs;
3. SPeDaC3: because the specific PDCs are numerous, we have limited the task to the validation of our first labeling on 50 sentences. We received contribution from 4 annotators.

Sentences were randomly selected, balancing the number of different labels on SPeDaC1 and SPeDaC2.

We measured the score agreement by aggregating the original annotation with the others using the Krippendorff’s alpha ( $\alpha$ ) coefficient Hayes and Krippendorff [2007]. Krippendorff’s  $\alpha$  expresses the score in terms of disagreement and is recommended if there are 3 or more annotators, attenuating the statistical effects of samples low-size datasets and ignores missing data that may be present in collaborative work. Values range from 0 to 1, where 0 indicates perfect disagreement and 1 indicates perfect agreement. ( $\alpha \geq .800$  is usually considered a high agreement and  $.667 \geq (\alpha) \geq .800$  is an acceptable agreement).

The Krippendorff’s ( $\alpha$ ) is 0.73 for SPeDaC1, 0.82 for SPeDaC2, and 0.87 for SPeDaC3 respectively. The score obtained by comparing the gold annotation with the annotation or validation of each annotator was also measured. The results are summarized in table 4.

It might be unusual to see a higher percentage of agreement in the second task, where there are more labels. In SPeDaC1 the sentences that reported a high rate of disagreement are mostly (i) ambiguous sentences, in which potentially sensitive personal data is expressed, as well as the relationship with a subject, but appear within a non-sensitive context (e.g., a fictitious example to explain a concept); (ii) sentences in which potentially sensitive personal data appears but the subject is not uniquely identifiable (often an unspecified group of people); (iii) sensitive sentences presenting specific personal data not identified by annotators, e.g., House Owned. On the other hand, despite obtaining an ‘almost perfect’ agreement score, SPeDaC2 and SPeDaC3 can sometimes present sentences that are potentially multi-label.

Dataset split Each dataset was randomly divided into three parts for the experimental process: 70% training set, 10% development set, and 20% test set (see Table 5).

	SPeDaC1	SPeDaC2	SPeDaC3
Training set	7611	3695	3893
Validation set	846	411	556
Test set	2218	1027	1112

Table 5: Size of Dataset used for experiment

	Train	% Train	Val	% Val	Test	% Test
Non-sens	3790	49.80%	405	47.87%	1086	49.96%
Sens	3821	50.20%	441	52.13%	1132	51.04%

Table 6: Label distribution in SPeDaC1

The distribution of labels in the training, validation and test sets of SPeDaC1 and SPeDaC2 can be observed in Table 6 and Table 7.

### 3.3 Models

We dedicate this paragraph to the description of the computational models used to conduct classification experiments on the different tasks offered by SPeDaC.

**Baseline.** The baseline was calculated using the Zero Rate (ZeroR) classifier. This method draws the most-frequent baseline by roughly classifying all instances as corresponding to the most frequent class.

**k-Nearest Neighbors ( $k$ -NN).**  $k$ -NN is an algorithm used both for classification and for regression, which is based on the similar characteristics of neighboring features Wang and Zhao [2012]. The  $k$ -NN classifier uses instance-based learning, it does not build a general internal model, but stores instances of the training data. An instance is classified based on the plurality vote of its closest neighbors. The data class that has the greatest number of representatives within the closest neighbors to the instance is the predicted class. The number of neighbors to be considered is a parameter of the model to be established ( $k$ ). In particular, for binary and multiclass classification, the number of neighbors should be odd. We trained the model implemented in sklearn Pedregosa et al. [2011]: `KNeighborsClassifier`<sup>1</sup>, where the optimal choice of the value  $k$  is highly data-dependent (generally, a larger  $k$  can reduce the noise, but makes the classification boundaries less distinct).

**Support Vector Machines (SVMs).** Support Vector Machines (SVMs) are another classic algorithm Cortes and Vapnik [1995] capable of building both binary and multiclass classifiers. SVMs use tagged data to define a hyperplane in which they map training examples, in an attempt to maximize the gap between categories. New examples are classified based on where they are mapped. For multiclass classification, the same principle is used after breaking down the classification problem into smaller subproblems, all of which are binary classification problems. A LIBSVM linear model was used from sklearn Pedregosa et al. [2011] for our experiments<sup>2</sup>. The model is recommended for sets that are not too wide: the fit time scales at least quadratically with the number of samples, and therefore excludes its use on large datasets.

**Logistic Regression.** Logistic regression (LR) is a regression model implemented for binary and multiclass classification problems Bisong [2019]. The model establishes the probability of identifying the value of the dependent variable by analyzing the attributes of the input and processing a weight distribution. The probability of belonging to a sample was calculated for each class. We used the LR model implemented in sklearn Pedregosa et al. [2011] for the experiments<sup>3</sup>. This implementation can fit binary, One-vs-Rest, or multinomial logistic regression with optional penalty terms (l1,l2), or Elastic-Net regularization (by default).

**Transformer-based Language Model: RoBERTa.** We adopted the RoBERTa transformer architecture Liu et al. [2019]. It has proven to perform well in different NLP tasks, including classification Briskilal and Subalalitha [2022], Qiu et al. [2020], Bilal and Almazroi [2022]. RoBERTa is an extension of the Bidirectional Encoder Representations from Transformers (BERT) Devlin et al. [2019]. BERT uses two bidirectional

<sup>1</sup>The model implemented can be found here: <https://scikit-learn.org/stable/modules/generated/sklearn.neighbors.KNeighborsClassifier.html> (last access September 26 2022)

<sup>2</sup>The model implemented can be found here: <https://scikit-learn.org/stable/modules/generated/sklearn.svm.SVC.html> (last access September 26 2022)

<sup>3</sup>The model implemented can be found here: [https://scikit-learn.org/stable/modules/generated/sklearn.linear\\_model.LogisticRegression.html](https://scikit-learn.org/stable/modules/generated/sklearn.linear_model.LogisticRegression.html) (last access September 26 2022)

	Train	% Train	Val	% Val	Test	% Test
Special Data	979	26.49%	103	25.06%	274	26.68%
Financial and Tracking	468	12.67%	59	14.36%	122	11.88%
Social	1100	29.77%	137	33.33%	328	31.94%
Internal	321	8.69%	30	7.30%	83	8.08%
External	827	22.38%	82	19.95%	220	21.42%

Table 7: Label distribution in SPeDaC2

training strategies: the Masked Language Model (MLM), which deals with the relationship between words and the Next Predictive Sentence (NPS) to predict the relationship between sentences. BERT’s architecture is composed of a tokenizer (WordPiece) and a large stack of transformers, which is provided with the input for training. The BERT-Base model consists of a 12-layer transformer, whereas the BERT-Large of 24-layer. RoBERTa has almost the same architecture as BERT model, but uses a byte version of Byte-Pair Encoding (BPE) as a tokenizer and is pretrained with the MLM task (without the NPS task). It optimizes some hyperparameters for BERT, e.g., longer training time, larger training data, larger batch size, larger vocabulary size, and dynamic masking.

We used the RoBERTa-base model with pre-trained weights of the model RoB with 768 hidden dimensions.

## 4 Experimental Setup

The datasets created and described in Section 3.2 were used first for the experiments conducted with RoBERTa and then, for comparative purposes, with the other models.

Experiment 1. Identification of sensitive sentences and exclusion of non-sensitive sentences. In particular, as described above, we built an adversarial dataset of sentences with non-sensitive content that is particularly competitive with the sensitive content dataset. The sentences in both datasets contain the same linguistic patterns; what differentiates a sensitive sentence from a non-sensitive one is the context in which it occurs. The same datasets were used to perform all the experiments. The subdivision, as described in Tables 5, 6 occurred randomly only once and the derived datasets were used to train and test all models.

First, the data were preprocessed and cleaned. The preprocessing process includes tokenization of sentences, lemmatization, conversion of each token into a lower case, removal of spaces, stop words and punctuation. Feature extraction on the training set was performed using the scikit learn feature extraction from the text modules. The features are not domain dependent but English language dependent, and are the following:

- whether a token starts and ends a sentence;
- the length of the sentences in tokens;
- Bag-Of-Words (BOW) vectors (ngram range=1,1) using the SPaCy CounVectorizer function Pedregosa et al. [2011].

Preprocessing and feature extraction using SpaCY are common for all three classic machine learning models implemented (kNN, SVM, and LR).

The model parameters were set up and tuned on the SPeDaCvalidation set as follows:

- for the  $k$ -NN model, we considered the 3 closest neighbors ( $k=3$ );
- for the SVM model, we used default parameters to set up a linear kernel;
- for the LR model, default parameters have been used;
- for the RoBERTa model, we set a stack with dropout level of 0.3, and a randomly initialized linear transformation level above the model. The maximum sequence length was set to 256, and the training lot size was set to 8. For the model optimization, we used the AdamW optimizer Loshchilov and Hutter [2019] with a learning rate of  $1e-5$ . The performance was evaluated based on the loss of the binary cross-entropy. After 3 epochs, the model reports a training accuracy epoch beyond 0.90 on the validation set.

Experiment 2. Identification of which type of sensitive data the sentence presents, related to its own macro-category. Once the sensitive sentences have been identified, they are analyzed by the multiclass model, which labels them according to the 5 macro-categories on which they are trained (see Fig.3).

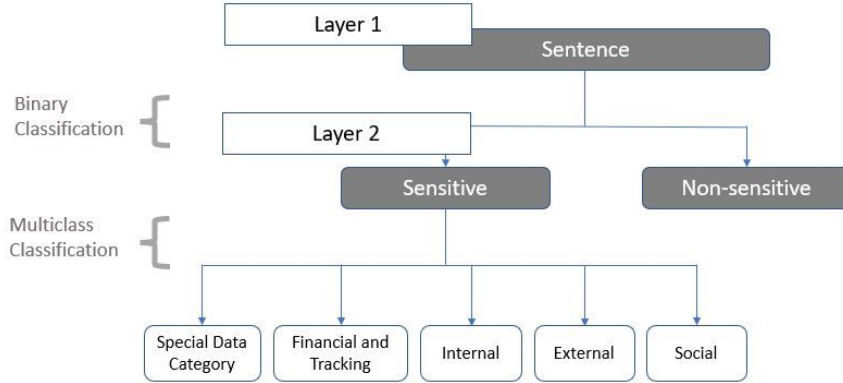


Figure 3: Flow of Sensitive Detection model

	SPeDaC1	SPeDaC2
Baseline	51.04%	31.93%
k-NN	68.62%	63.78%
SVM	93.15%	92.30%
Logistic Regression	92.60%	92.50%
RoBERTa	98.20%	94.94%

Table 8: Accuracy results on SPeDaC1 and SPeDaC2

Even in this case, the same datasets were used to run all experiments and their subdivisions are described in Tables 5, 7.

The preprocessing process and feature extraction is the same of the first experiment.

The parameters of the models, set up and tuned on the SPeDaCvalidation set, are as follows:

- for the  $k$ -NN model, we considered the 3 closest neighbors ( $k=3$ );
- for the SVM model, the multiclass classification strategy used follows the One-vs-One (OvO) scheme, which involves breaking down the multiclass classification into a binary classification problem for each pair of classes;
- for the LR model, this case, for the multiclass classification we used the One-vs-Rest (OvR) scheme, which divides multiclass classification into a binary classification problem by class;
- for the RoBERTa model, the setting is the same as for SPeDaC1, and likewise reports a training accuracy epoch beyond 0.90 on the validation set.

Experiment 3. Identification of the type of fine-grained PDC in a sentence. This involves a multiclass classification task with 61 labels and a small amount of training data for each PDCs. The models used were the same as those in the second experiment with the following differences:

- for the baseline of SPeDaC3, the 61 labels were traced to the macro-category and the most-frequent baseline was calculated by tracing all the test sentences to the most frequent macro-category;
- for the  $k$ -NN model, 5 closest neighbors has been used ( $k=5$ );
- to improve the LR results, a liblinear solver with penalty l1 was applied;
- to improve the RoBERTa results, a category regularization with a label smoothing technique was introduced Müller et al. [2019] and the number of epochs in training was increased to 15.

## 5 Results

The model predictions were evaluated in terms of accuracy. The results of the first and second experiments on SPeDaC1 and SPeDaC2 are listed in Table 8. As can be seen, RoBERTa reports very high results compared

	SPeDaC3
Baseline	32.25%
k-NN	35.30%
SVM	57.59%
Logistic Regression	75.74%
RoBERTa	77.18%

Table 9: Accuracy results on SPeDaC 3: a new benchmark

		Predicted Class			
		RoBERTa		SVM	
Actual Class		Non-sens	Sens	Non-sens	Sens
	Non-sens	1102	30	1036	96
	Sens	10	1076	56	1030

Table 10: Confusion Matrix sensitiveness classification on SPeDaC1

with the other models for the binary classification task for sensitive and non-sensitive sentence identification. SPeDaC1, as described in Section 3.2, is composed of sensitive and non-sensitive sentences that have the same linguistic patterns, which acquire sensitivity or not depending on the context. If the discriminant of sensitive and non-sensitive sentences in the dataset often consists of contextual elements, given the occurrence of the same linguistic patterns, the RoBERTa context-aware model turns out to be the most suitable for the task.

On the other hand, in the multi-class classification of SPeDaC2, where the problem of ambiguity is less evident, the results obtained with the other models are more promising. The RoBERTa model outperformed the other models in all cases, surpassing the performance by 2.44%.

The models performances of the third experiment on SPeDaC3 are presented in Table 9. The results, which differ significantly between the models in terms of percentage accuracy offer valid results for a benchmark on the SPeDaC3.

## 5.1 Results Analysis

To better understand the behavior of the model on SPeDaC1 and SPeDaC2, we report the results in terms of the accuracy for each classification category (see Table 10,11). In addition to the RoBERTa results, we present the results of a comparison model, the SVMs. By analyzing the errors through confusion matrices, we see how the RoBERTa model obtains the best performance for each category and how there are no particularly critical categories to classify.

Concerning the specific experiments we can make the following considerations:

		Predicted Class									
		RoBERTa					SVM				
Actual Class		Spec	Fin	Soc	Int	Ext	Spec	Fin	Soc	Int	Ext
	Spec	258	0	10	0	6	248	1	14	0	11
	Fin	1	115	6	0	0	1	114	6	0	1
	Soc	4	2	319	2	1	7	7	305	1	8
	Int	1	0	1	81	0	0	0	0	81	2
	Ext	7	1	10	0	202	12	2	6	0	200

Table 11: Confusion Matrix macro-categories classification on SPeDaC2

Target	Pred	% Error RoB	% Error LR
Ethnicity and Ethnic Origin	Skin Color	21.40%	21.40%
Family Health History	Drug Test Result	20%	20%
Favorite Food	Favorite	/	28.50%
Location	Country	33.30%	40%
Health History	Health	24%	/
Mental Health	Health	20%	20%
Physical Characteristic and Trait	Hair Color	36.80%	31.50%
Professional Evaluation	Reference	25%	50%
Reference	Employment History	20%	/
Reference	Professional Interview	/	20%
Salary	Parent	25%	25%
Salary	Credit	25%	/
Salary	Family and Family Structure	/	25%
School	Professional Certification	31.20%	/
Sexual	Proclivite	31.80%	/
Sexual History	Sexual	/	28%
Work History	Employment History	47.60%	61.90%

Table 12: % Errors  $\geq 20\%$  in SPeDaC3 (RoBERTa and LR models). When '/' appears, it means a % of error  $< 20$ .

Experiment 1. Both models mostly failed to identify non-sensitive sentences, although RoBERTa is considerably more accurate. By analyzing errors, many sentences are misidentified as sensitive presumably because of the high rate of ambiguity they present. Errors are caused by the presence of expressions and keywords related to health or profession and the model in these cases is unable to discriminate assumptions or hopes useful to exclude the sensitivity of the sentence e.g., 'I had great hopes of being an air hostess so that i could travel to so many places than I heard about a plane crashed and that kind of threw me off the idea' However, it is important to note that this is not a systematic error: RoBERTa at the same time classifies as non-sensitive sentences where the profession of the subject is only a guess e.g., 'I 'm supposed to be a movie critic, and yet I keep hearing about these great new movies I've never seen.'. This leads us to consider that cases of ambiguity can be addressed by adding training sentences to represent them.

Experiment 2. Contrary to what one might assume, the category with fewer training examples (Internal) achieved a high accuracy score. Indeed, the macro category has fewer examples, but at the same time has fewer specific categories of personal data that represent it. All the specific PDCs belonging to the macro PDC Internal refer to personal preferences (Preference, Favorite Color, Favorite Music) and are therefore well identified by the model. RoBERTa mainly mistakes the macro PDC External for the Social or Special Data category. Furthermore, it can be seen that both RoBERTa and SVM models confuse some sentences classified as Special Data or External with the Social category. This can be explained by the fact that some sentences contained more than one PDC. Therefore, they would need double-label and classification.

Experiment 3. As for the SPeDaC3 experiment, the models that have achieved the highest performance were the RoBERTa model and the LR-based models.

By conducting an error analysis on the predictions of the two best models, we identified systematic confusions between the two labels, highlighting the errors that exceeded 20% (see Table 12). The confusing labels often belong to the same macro-category and present similarities in terms of keywords and linguistic patterns.

Another significant problem that emerges from the error analysis concerns sentences that contain more than one sensitive data item which would require multi-category labeling. Example: 'Nancy and I were married in 1977 and we lived for nearly 30 years in the Duveneck school area' is a sentence that reveals sensitive information that can be traced back to two categories: Marital Status and Location. In future works, it is expected that this problem will be solved by multi-labeling the corpus.

## 6 Conclusion and Future Work

In this study, we investigated the task of automatic sensitive data identification and classification, based on our work on personal data categories, which has not been explored in the literature. To do this, we created labeled datasets. The SPeDaCcorpora were evaluated by comparing of machine learning algorithms, including

the RoBERTa transformer, with which we achieved the best results. An accuracy of over 90% was achieved in the classification of sensitive and non-sensitive sentences (SPeDaC1) and in the discrimination of the 5 macro-categories of personal data. Lower results (< 80% acc.) are achieved in the 61-class classification of SPeDaC3. This dataset can be used as a valid benchmark for future studies.

First, the most important goal achieved in this work concerns the creation of the SPeDaClabeled datasets for the task of automatic identification of personal data, based on the taxonomy of the DPV. The datasets constitutes an available resource and a benchmark for the task, which is currently not present in the literature. A future work foresees the expansion of the SPeDaCcorpora both quantitatively and multilingually. In particular, we would like to consider the Italian language. Therefore, as anticipated and based on the error analyses conducted in the experiments, it would be very useful to label SPeDaCat a finer level than sentence-based one, labeling of multiple PDCs on each single sentence. We assume token-level labeling following the BIO encoding format.

Second, to evaluate SPeDaC, we explored a model based on deep learning for the identification of sentences with sensitive content and the classification of the personal data macro-categories present in them. The hypothesis that pre-trained transformer networks based on multi-head attention modules can perform classification tasks whose labels are highly context-dependent has been confirmed by the results. Indeed, binary and 5-label classification tasks conducted on the BERT extension, RoBERTa, report extremely high accuracy results and appear to be the best when compared to different automatic learning models ( $k$ -NN, SVM, and Logistic Regression).

However, the deep learning approach does not seem to achieve excellent results when there are few training data and many classification labels, as in the case of SPeDaC3, although model adaptation techniques (e.g., label smoothing) can improve them. Combining a logical-symbolic approach that requires little or no training data could be an interesting solution to explore Gambarelli and Gangemi [2022].

In any case, the comparison with the state-of-the-art when implementing different identification techniques is always very difficult, because of the lack of shared resources and benchmarks. The SPeDaCcontributes in this sense. The datasets can be shared under an ethical disclosure agreement and used to evaluate other identification and classification models for PDCs.

## 7 Ethical Disclosure

The automatic processing of sensitive data implies a necessary reflection on the ethical aspects and improper uses that derived from this type of research Šuster et al. [2017], Weidinger et al. [2021]. The created dataset presents publicly available texts, labeled by categories of sensitive data but in no way attributable to identifiable subjects. This dataset simulates the contexts of sensitivity, but is not actually sensitive. Nevertheless, the trained model can certainly be used for malicious purposes, in contrast to what we pursue. To avoid this possibility, we have bound the download of SPeDaCto the prior signing of an agreement by the user that establishes ethical research purposes.

Label	PDCs	% dataset
[Age]	AGE, AGE EXACT, AGE RANGE, BIRTH DATE, BIRTH PLACE	1.80%
[Apartment Owned]	APARTMENT OWNED	1.70%
[CarOwned]	CAR OWNED	1.50%
[Country]	COUNTRY	1.70%
[Credit]	CREDIT	1.70%
[Criminal]	CRIMINAL, CRIMINAL CHARGE, CRIMINAL CONVICTION, CRIMINAL PARDON	0.20%
[Dialect]	DIALECT	2.00%
[Disability]	DISABILITY	1.70%
[Divorce]	DIVORCE	1.50%
[Drug Test Result]	DRUG TEST RESULT	2.20%
[Employment History]	EMPLOYMENT HISTORY	2.70%
[Ethnicity and Ethnic Origin]	ETHNICITY	1.80%
[Family and Family Structure]	FAMILY, FAMILY STRUCTURE	3.70%
[Family Health History]	FAMILY HEALTH HISTORY	2.30%
[Favorite]	FAVORITE	2.40%
[Favorite Color]	FAVORITE COLOR	1.20%
[Favorite Food]	FAVORITE FOOD	1.70%
[Favorite Music]	FAVORITE MUSIC	1.50%
[Fetish]	FETISH	1.10%
[Gender]	GENDER	1.70%
[Hair Color]	HAIR COLOR	1.40%
[Health]	HEALTH, HEALTH RECORD, MEDICAL HEALTH	1.90%
[Health History]	HEALTH HISTORY, INDIVIDUAL HEALTH HISTORY	1.80%
[Height]	HEIGHT	1.70%
[House Owned]	HOUSE OWNED	1.40%
[Income Bracket]	INCOME BRACKET	0.70%
[Job]	JOB	1.40%
[Language]	LANGUAGE	1.80%
[Location]	LOCATION, GEOGRAPHIC, DEMOGRAPHIC	0.80%
[Marital Status]	MARITAL STATUS	1.50%
[Marriage]	MARRIAGE	1.90%
[Mental Health]	MENTAL HEALTH	1.60%
[Name]	NAME	1.40%
[Offspring]	OFFSPRING	2.00%
[Ownership]	OWNERSHIP, PERSONAL POSSESSION, PERSONAL DOCUMENTS	1.70%
[Parent]	PARENT	1.20%
[Physical Characteristic and Trait]	PHYSICAL CHARACTERISTIC, PHYSICAL TRAIT	1.60%
[Physical Health]	PHYSICAL HEALTH	1.50%
[Piercing]	PIERCING	1.30%
[Political Affiliation]	POLITICAL AFFILIATION, POLITICAL OPINION	1.30%
[Prescription]	PRESCRIPTION	1.50%
[Privacy Preference]	PRIVACY PREFERENCE	1.00%
[Proclivitie]	PROCLIVITIE	1.50%
[Professional]	PROFESSIONAL, CURRENT EMP., PAST EMP., WORK ENVIRONMENT	1.20%
[Professional Certification]	PROFESSIONAL CERTIFICATION	1.50%
[Professional Evaluation]	PROFESSIONAL EVALUATION, PERFORMANCE AT WORK, DISCIPLINARY ACTION	0.10%
[ProfessionalInterview]	PROFESSIONAL INTERVIEW	1.00%
[Race]	RACE	1.50%



[Reference]	REFERENCE	1.60%
[Relationship]	RELATIONSHIP	1.80%
[Religion]	RELIGION	1.90%
[Salary]	SALARY	0.50%
[School]	SCHOOL, EDUCATION, EDUCATION EXPERIENCE, EDUCATION QUALIFICATION	1.80%
[Sexual]	SEXUAL	2.00%
[Sexual History]	SEXUAL HISTORY	1.70%
[Sexual Preference]	SEXUAL PREFERENCE	1.70%
[Sibling]	SIBLING	1.90%
[Skin Tone]	SKIN TONE	0.90%
[Tattoo]	TATTOO	1.60%
[Weight]	WEIGHT	2.10%
[Work History]	WORK HISTORY	1.50%

Table 13: Listed of labels in SPeDaC 3 and PDCs included

## References

- Martha Larson, Nelleke Oostdijk, and Frederik Zuiderveen Borgesius. Not Directly Stated, Not Explicitly Stored: Conversational Agents and the Privacy Threat of Implicit Information, page 388–391. Association for Computing Machinery, New York, NY, USA, 2021. ISBN 9781450383677. URL <https://doi.org/10.1145/3450614.3463601>.
- Kishalay Adhikari and Rajeev Panda. Users’ information privacy concerns and privacy protection behaviors in social networks. *Journal of Global Marketing*, pages 1–15, 01 2018. doi:10.1080/08911762.2017.1412552.
- Iris Hendrickx, Jelte van Waterschoot, Arif Khan, Louis ten Bosch, Catia Cucchiari, and Helmer Strik. Take back control: User privacy and transparency concerns in personalized conversational agents. In *IUI Workshops*, 2021.
- Cost of a data breach report. Available online: <https://www.ibm.com/downloads/cas/RDEQK07R>(accessed on 26 September 2022).
- Mehdi Allahyari, Seyedamin Pouriyeh, Mehdi Assefi, Saied Safaei, Elizabeth D. Trippe, Juan B. Gutierrez, and Krys Kochut. A brief survey of text mining: Classification, clustering and extraction techniques, 2017.
- Eu general data protection regulation (eu-gdpr), a. Available online: <https://gdpr.eu/> (accessed on 26 September 2022).
- Eu general data protection regulation (eu-gdpr), b. Available online: <https://www.privacy-regulation.eu/en/r6.htm> (accessed on 26 September 2022).
- Eu general data protection regulation (eu-gdpr), c. Available online: <https://www.privacy-regulation.eu/en/4.htm> (accessed on 26 September 2022).
- Martin Abadi, Andy Chu, Ian Goodfellow, H. Brendan McMahan, Ilya Mironov, Kunal Talwar, and Li Zhang. Deep learning with differential privacy. In *Proceedings of the 2016 ACM SIGSAC Conference on Computer and Communications Security*, 2016. doi:<https://doi.org/10.1145/2976749.2978318>.
- David Sánchez and Montserrat Batet. C-sanitized: A privacy model for document redaction and sanitization: C-sanitized: A privacy model for document redaction and sanitization. *Journal of the Association for Information Science and Technology*, 67, 06 2014. doi:10.1002/asi.23363.
- Ashish Vaswani, Noam Shazeer, Niki Parmar, Jakob Uszkoreit, Llion Jones, Aidan N Gomez, Łukasz Kaiser, and Illia Polosukhin. Attention is all you need. In I. Guyon, U. Von Luxburg, S. Bengio, H. Wallach, R. Fergus, S. Vishwanathan, and R. Garnett, editors, *Advances in Neural Information Processing Systems*, 2017. doi:10.5555/3295222.3295349.
- Jan Neerbek, Morten Eskildsen, Peter Dolog, and Ira Assent. A real-world data resource of complex sensitive sentences based on documents from the Monsanto trial. In *Proceedings of the 12th Language Resources and Evaluation Conference*, May 2020.
- Yinhan Liu, Myle Ott, Naman Goyal, Jingfei Du, Mandar Joshi, Danqi Chen, Omer Levy, Mike Lewis, Luke Zettlemoyer, and Veselin Stoyanov. Roberta: A robustly optimized BERT pretraining approach. *CoRR*, abs/1907.11692, 2019. doi:<http://arxiv.org/abs/1907.11692>.
- Mariana Dias, João Boné, João C. Ferreira, Ricardo Ribeiro, and Rui Maia. Named entity recognition for sensitive data discovery in Portuguese. *Applied Sciences*, 10(7):2303, 2020. doi:<https://doi.org/10.3390/app1007230>.
- Yongyan Guo, Jiayong Liu, Wenwu Tang, and Cheng Huang. Exsense: Extract sensitive information from unstructured data. *Comput. Secur.*, 102:102156, 2021. doi:<https://doi.org/10.1016/j.cose.2020.102156>.
- Aitor García Pablos, Naiara Perez, and Montse Cuadros. Sensitive data detection and classification in Spanish clinical text: Experiments with BERT. In *Proceedings of the 12th Language Resources and Evaluation Conference*, May 2020.
- Amare Genetu and Tesfa Tegegne. Designing sensitive personal information detection and classification model for Amharic text. In *2021 International Conference on Information and Communication Technology for Development for Africa (ICT4DA)*, 2021. doi:10.1109/ICT4DA53266.2021.9672227.
- Jan Neerbek. Sensitive Information Detection: Recursive Neural Networks for Encoding Context. PhD thesis, Department of Computer Science Aarhus University, 2020.
- Michaela Ngaropaki Teresa Hart, Pratyusa K. Manadhata, and Rob Johnson. Text classification for data loss prevention. In *Privacy Enhancing Technologies. PETS*, 2011. doi:[https://doi.org/10.1007/978-3-642-22263-4\\_2](https://doi.org/10.1007/978-3-642-22263-4_2).

- Aylin Caliskan, John MacLaren Walsh, and Rachel Greenstadt. Privacy detective: Detecting private information and collective privacy behavior in a large social network. In Proceedings of the 13th Workshop on Privacy in the Electronic Society, 2014. doi:<https://doi.org/10.1145/2665943.2665958>.
- Richard Chow, Philippe Golle, and Jessica Staddon. Detecting privacy leaks using corpus-based association rules. In Proceedings of the ACM SIGKDD International Conference on Knowledge Discovery and Data Mining, 08 2008. doi:10.1145/1401890.1401997.
- Liqiang Geng, Yonghua You, Yunli Wang, and Hongyu Liu. Privacy measures for free text documents: Bridging the gap between theory and practice. In Steven Furnell, Costas Lambrinoudakis, and Günther Pernul, editors, Trust, Privacy and Security in Digital Business, 2011. doi:10.1007/978-3-642-22890-2\_14.
- Graham McDonald, Craig Macdonald, and Iadh Ounis. Enhancing sensitivity classification with semantic features using word embeddings. In Joemon M Jose, Claudia Hauff, Ismail Sengor Altıngövdü, Dawei Song, Dyaa Albakour, Stuart Watt, and John Tait, editors, Advances in Information Retrieval, 2017. doi:<https://doi.org/10.1145/3450614.3463601>.
- Yann LeCun, Bernhard Boser, John Denker, Donnie Henderson, R. Howard, Wayne Hubbard, and Lawrence Jackel. Handwritten digit recognition with a back-propagation network. In D. Touretzky, editor, Advances in Neural Information Processing Systems, 1989. doi:10.5555/109230.109279.
- Guosheng Xu, Chunhao Qi, Hai Yu, Shengwei Xu, Chunlu Zhao, and Jing Yuan. Detecting sensitive information of unstructured text using convolutional neural network. 2019 International Conference on Cyber-Enabled Distributed Computing and Knowledge Discovery (CyberC), pages 474–479, 2019. doi:10.1109/CyberC.2019.00087.
- M. Schuster and K.K. Paliwal. Bidirectional recurrent neural networks. IEEE Transactions on Signal Processing, 45(11):2673–2681, 1997. doi:10.1109/78.650093.
- Yan Lin, Guosheng Xu, Guoai Xu, Yudong Chen, and Dawei Sun. Sensitive information detection based on convolution neural network and bi-directional lstm. In 2020 IEEE 19th International Conference on Trust, Security and Privacy in Computing and Communications (TrustCom), 2020. doi:10.1109/TrustCom50675.2020.00223.
- Pastebin. Available online: <https://pastebin.com/> (accessed on 26 September 2022).
- W3c. Available online: <https://www.w3.org/> (accessed on 26 September 2022).
- Harshvardhan J. Pandit, Axel Polleres, Bert Bos, Rob Brennan, Bud Bruegger, Fajar J. Ekaputra, Javier D. Fernández, Roghayeh Gachpaz Hamed, Elmar Kiesling, Mark Lizar, Eva Schlehahn, Simon Steyskal, and Rigo Wenning. Creating a vocabulary for data privacy. In Hervé Panetto, Christophe Debruyne, Martin Hepp, Dave Lewis, Claudio Agostino Ardagna, and Robert Meersman, editors, On the Move to Meaningful Internet Systems: OTM 2019 Conferences, 2019. doi:[https://doi.org/10.1007/978-3-030-33246-4\\_44](https://doi.org/10.1007/978-3-030-33246-4_44).
- Data privacy vocabulary (dpv), a. Available online: <https://w3c.github.io/dpv/dpv/> (accessed on 26 September 2022).
- Dpv-pd: Extended personal data concepts for dpv, b. Available online: <https://w3c.github.io/dpv/dpv-pd/> (accessed on 26 September 2022).
- Enron email dataset. Available online: <https://www.cs.cmu.edu/~enron/> (accessed on 26 September 2022).
- Monsanto papers. Available online: <https://www.baumhedlundlaw.com/toxic-tort-law/monsanto-roundup-lawsuit/monsanto-papers/> (accessed on 26 September 2022).
- Balzer Andreas, Mowatt David, and Woulfe Muiris. Protecting personally identifiable information (pii) using tagging and persistence of pii, January 2021.
- Miloš Jakubíček, Adam Kilgarriff, Vojtěch Kovář, Pavel Rychlý, and Vít Suchomel. The tenten corpus family. In 7th International Corpus Linguistics Conference CL 2013, pages 125–127, Lancaster, 2013.
- Jan-Christoph Klie, Michael Bugert, Beto Boullosa, Richard Eckart de Castilho, and Iryna Gurevych. The inception platform: Machine-assisted and knowledge-oriented interactive annotation. In COLING, 2018.
- Andrew F. Hayes and Klaus Krippendorff. Answering the call for a standard reliability measure for coding data. Communication Methods and Measures, 1(1):77–89, 2007. doi:10.1080/19312450709336664.
- Lijun Wang and Xiqing Zhao. Improved knn classification algorithms research in text categorization. In 2012 2nd International Conference on Consumer Electronics, Communications and Networks (CECNet), 2012. doi:10.1109/CECNet.2012.6201850.

- Fabian Pedregosa, Gaël Varoquaux, Alexandre Gramfort, Vincent Michel, Bertrand Thirion, Olivier Grisel, Mathieu Blondel, Peter Prettenhofer, Ron Weiss, Vincent Dubourg, Jake Vanderplas, Alexandre Passos, David Cournapeau, Matthieu Brucher, Matthieu Perrot, and Édouard Duchesnay. Scikit-learn: Machine learning in python. *J. Mach. Learn. Res.*, 12:2825–2830, nov 2011. doi:<https://doi.org/10.48550/arXiv.1201.0490>.
- Corinna Cortes and Vladimir Vapnik. Support-vector networks. 20:273–297, 1995. doi:<https://doi.org/10.1007/BF00994018>.
- Ekaba Bisong. Logistic Regression, pages 243–250. Apress, Berkeley, CA, 2019. ISBN 978-1-4842-4470-8. doi:10.1007/978-1-4842-4470-8\_20.
- J Briskilal and C.N. Subalalitha. An ensemble model for classifying idioms and literal texts using bert and roberta. *Information Processing & Management*, 59(1):102756, 2022. ISSN 0306-4573. doi:<https://doi.org/10.1016/j.ipm.2021.102756>.
- Xipeng Qiu, Tianxiang Sun, Yige Xu, Yunfan Shao, Ning Dai, and Xuanjing Huang. Pre-trained models for natural language processing: A survey. *Science China Technological Sciences*, 63:1872–1897, 10 2020. doi:10.1007/s11431-020-1647-3.
- Muhammad Bilal and Abdulwahab Almazroi. Effectiveness of fine-tuned bert model in classification of helpful and unhelpful online customer reviews. *Electronic Commerce Research*, pages 1–21, 04 2022. doi:10.1007/s10660-022-09560-w.
- Jacob Devlin, Ming-Wei Chang, Kenton Lee, and Kristina Toutanova. BERT: Pre-training of deep bidirectional transformers for language understanding. In *Proceedings of the 2019 Conference of the North American Chapter of the Association for Computational Linguistics: Human Language Technologies, Volume 1 (Long and Short Papers)*, June 2019.
- Roberta base model. Available online: <https://huggingface.co/roberta-base>(accessed on 26 September 2022).
- Ilya Loshchilov and Frank Hutter. Decoupled weight decay regularization. In *International Conference on Learning Representations*, 2019.
- Rafael Müller, Simon Kornblith, and Geoffrey Hinton. When Does Label Smoothing Help? Number 422. Curran Associates Inc., Red Hook, NY, USA, 2019.
- Gaia Gambarelli and Aldo Gangemi. Privafame: A frame-based knowledge graph for sensitive personal data. *Big Data and Cognitive Computing*, 6(3), 2022. doi:10.3390/bdcc6030090.
- Simon Šuster, Stéphan Tulkens, and Walter Daelemans. A short review of ethical challenges in clinical natural language processing. In *Proceedings of the First ACL Workshop on Ethics in Natural Language Processing*, pages 80–87, Valencia, Spain, April 2017. Association for Computational Linguistics. doi:10.18653/v1/W17-1610.
- Laura Weidinger, John F. J. Mellor, Maribeth Rauh, Conor Griffin, Jonathan Uesato, Po-Sen Huang, Myra Cheng, Mia Glaese, Borja Balle, Atoosa Kasirzadeh, Zachary Kenton, Sande Minnich Brown, William T. Hawkins, Tom Stepleton, Courtney Biles, Abeba Birhane, Julia Haas, Laura Rimell, Lisa Anne Hendricks, William S. Isaac, Sean Legassick, Geoffrey Irving, and Iason Gabriel. Ethical and social risks of harm from language models. *ArXiv*, 2021. doi:abs/2112.04359.