

Figure 2. An overview of the proposed method. Transformer-based backbone encodes non-local feature representation and decoder attends to feature corresponding to each grapheme. Finally, grapheme-level classification covered and it is merged in a form of character.

license plate recognition, cursive recognition, to credit card number recognition [18].

Canonical methods modeled the recognition task as a sequence prediction - visual features are extracted from a CNN backbone such as resnets [9] and fed into RNN layers such as LSTM [11] and GRU [3] to be trained with connectionist temporal classification (CTC) loss [8]. Recent approaches [7, 13] make use of more robust backbone such as vision transformer (ViT) [5] that models interactions between image patches, inspired by attention mechanisms in Transformer [23] developed in natural language processing.

The selection of which of the 11,172 characters of Hangul to train has been handled from different angles in Korean text recognition. Previous studies bifurcate into 1) selecting only frequently used characters [15, 20] or 2) including all of the 11,172 characters [14]. Both of the methodologies have obvious limitations: in the former approaches, characters outside the chosen set can never be recognized. The latter requires much more data containing a wider range of characters, in order to classify characters that rarely appear in real-world situations. Theoretically, the optimal sets of characters can be searched for all specific domains, yet, it is resource-intensive and still unclear whether the trained models are transferable between different domains.

3. Method

For scene text recognition in Hangul, the input is an image and the output is the text in Hangul. As shown in Figure 2, we employ an encoder-decoder structure which is widely used in previous studies [7, 17, 24, 27]. In encoder, CNN layer ϕ and transformer-unit ψ are employed to learn the context between graphemes that define a character. For the input image \mathbf{x} , we have:

$$f_e = \psi(\phi(\mathbf{x})) \in R^{\frac{H}{4} \times \frac{W}{4} \times N} \quad (1)$$

where N is the feature dimension and H, W are the size of \mathbf{x} .

Then the decoder learns to attend feature corresponding to each grapheme in the given rich feature map f_e . As

shown in Figure 1, each grapheme exists in certain geometric prior. Thus, we express the positional relationship among each set of [first-middle-last] graphemes on the feature map by using positional encoding. With the position encodings of the character orders $Q \in R^{L \times C}$ and length of the total sequence L ,

$$f_d = \text{softmax}\left(\frac{QK^T}{\sqrt{N}}\right)V \in R^{L \times N} \quad (2)$$

where $K \in R^{\frac{H}{4} \times \frac{W}{4} \times N}$ is reconstructed feature map with U-net structure.

Finally, in the Grapheme-based Predictor, each grapheme is classified with linear classifier φ as follows:

$$g = \varphi(f_d) \in R^{L \times C} \quad (3)$$

where C is the number of graphemes in the Hangul. We use cross entropy loss for the individual grapheme classification. During the inference, the predicted graphemes are merged into the final output in a form of characters as follows:

$$s = h(g^*) \quad (4)$$

where $g^* \in R^{L \times 1}$ is *top-1* classification output. Note that the length of the s is $\frac{L}{3}$.

There is an exceptional type of characters where the last grapheme doesn't exist. To handle this case, we add a virtual class of "no-last-consonant" to unify the two different types of characters of [first consonant, vowel] and [first consonant, vowel, last consonant] structure into a single structure of [first consonant, vowel, last consonant].

4. Experiments

4.1. Datasets

We newly present a benchmark for Hangul OCR which has the intractable number of classes to recognize. This benchmark reveals the class-imbalance and target-class selecting issues in Hangul OCR. The benchmark dataset is available at <https://github.com/mandal4/HangulNet>

AI Hub It consists of about 100,000 images of Hangul characters supported by an AI integrated platform operated by the Korea Intelligent Information Society Agency [4]. A total of 674,110 text areas are extracted to evaluate the performance of character recognition, excluding character detection. Of these, 10,000 are separated into the test set, and the rest are used as a training data.

MLT-h MLT dataset [19] was introduced as a part of Robust Reading Competition in ICDAR to resolve the problem of multi-lingual text detection and script identification. We exploit only the Hangul text regions in the MLT17 test-set for the evaluation, and name it as MLT-h. Note that since we have found many annotation errors in this data set, we rectified those noisy labels.

Standard Foreign Words (SFW) In order to objectively evaluate whether the proposed model effectively alleviates the class-imbalance problem in Korean character recognition, we have synthesized a new dataset containing a large number of minority classes using SynthTiger [26]. The dataset contains a total of 18,831 standard foreign words [1] that are registered in the National Institute of the Korean Language, which is used only as the test set.

Unseen Characters From the aforementioned SFW dataset, we have selected 72 characters that could not be represented with a common character encoding, and generated an image per character. Then, we measure the performances of various models on this dataset to compare the robustness on the unseen characters.

4.2. Implementation Details

We employ 5 transformer layer for the encoder. C is set to 52. Grapheme Merger is simply implemented with UTF-8 unicode. We trained all of the benchmark models for 800K iterations with a learning rate of 0.001, and a batch size of 300. The input images are resized into 32 x 128. All experiments are conducted on two Nvidia V100s.

4.3. Experimental Settings

We compare our performance with the Tesseract [22], EasyOCR [16] and more competing methods [24, 27]. We reproduce the methods [24, 27] and obtain the model with the same training dataset. According to the previous studies, most commonly used 1,549 Hangul characters are chosen as the baseline encoding. In addition, we conduct an ablation to verify the capability of the transformer in modeling the context between consonants and a vowel that defines a character.

4.4. Quantitative Results

For the quantitative performance comparison, we evaluate the character-level accuracy and the word-level accuracy. Previous studies [] assess the performance only on the



Figure 3. Sample images of the datasets: (a) AI Hub covers large-scale of the scene text images in Hangul. (b) SFW contains a number of minority classes and unseen characters from AI Hub.

Table 1. Experimental comparison of Korean text recognition performance with other methods. The numerical values in the first and second rows of each cell represent the character-level accuracy and the word-level accuracy, respectively.

Model	MLT-h	AI Hub	SFW	SFW*
Tesseract [22]	13.0	9.4	12.3	-
	11.5	8.9	7.2	-
EasyOCR [16]	71.9	73.8	63.7	-
	55.5	55.6	27.7	-
Wang et al [24]	91.6	96.5	87.7	86.3
	84.5	92.8	67.8	66.7
SRN [27]	93.2	97.7	89.7	88.3
	89.2	95.4	72.9	71.8
Ours (w/o Transformer)	95.8	98.1	94.0	94.0
	85.9	93.0	69.2	69.2
Ours	96.1	98.8	96.1	96.1
	89.4	95.5	77.4	77.4

selected target-classes, yet, we set up an additional experimental setup to simulate real-world scenarios where characters not included in the training set occasionally appear. For SFW* in Table 1, the accuracy is calculated on the whole range of characters covered in SFW dataset. The results from Tesseract [22] and EasyOCR [16] are not reported as their target-classes are not verifiable.

As shown in Table 1, our approach seamlessly outperforms the existing baselines in all datasets. In particular, the proposed method achieves 4.5% higher word-level accuracy than the strong baseline [27] in SFW where a number of minority classes exist. This shows that our framework is able to successfully classify the graphemes that belong to the minority class. For MLT-h and AI Hub, the accuracy gap between our framework and the strong baseline is smaller than that of SFW because the imbalance in these test sets is significant. Note that the accuracy of minority class is not emphasized when the test-set is imbalanced.

Table 1 also shows that excluding transformer design in the encoder degrades the word-level accuracy 3.5%, 2.5% and 8.2% in the MLT-h, AI Hub and SFW, respectively. This reveals that transformer captures the context between consonants and a vowel that defines each character. In SFW*, the word accuracy of the strong baseline [27] is

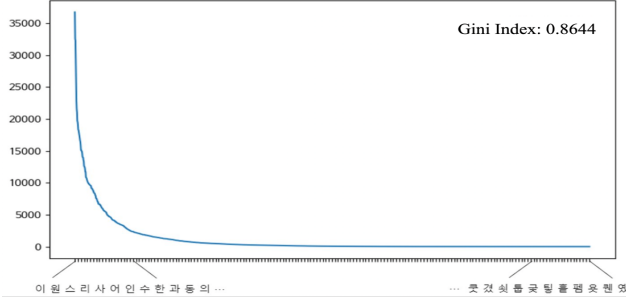


Figure 4. Frequency of characters in AI Hub dataset.

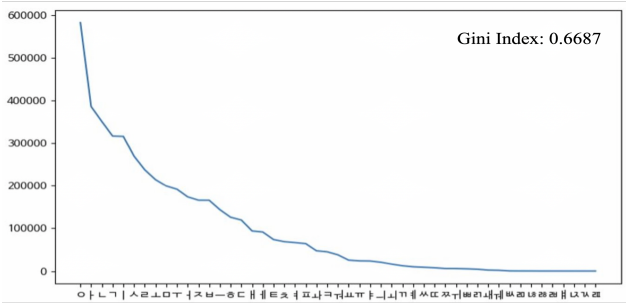


Figure 5. Frequency of graphemes in AI Hub dataset.

1.1% lower than the SFW counterpart, but the performance of our framework does not get degraded at all. This is because our grapheme encoding enables recognizing characters of all cases in Hangul.

Table 2. Performance comparison on the Unseen Characters dataset. Character-encoding methods [24, 27] inevitably fail in classifying any characters that are not included in the training process.

Model	Encoding unit	Accuracy
Wang et al [24]	character	0.0
SRN [27]	character	0.0
Ours (w/o Transformer)	grapheme	52.8
Ours	grapheme	73.6

On Unseen Characters dataset, the proposed method shows notable recognition performances. Table 2 shows that our framework achieves 73.6% character-level accuracy. On the other hand, the conventional common character-encoding methods [24, 27] can never recognize any unseen characters.

4.5. Further Analysis

To verify the effectiveness of our approach on addressing the class-imbalance problem, we plot the frequency




Figure 6. Visualization of attention maps to recognize graphemes. The recognition of each grapheme is effectively performed through positional encoding.

of the characters and the graphemes with AI Hub dataset which consists of large-scale real-world Hangul images. As shown in Figure 4, there is a huge difference in frequency between the majority character classes and the minority character classes. The imbalance rate of the characters, which is represented with Gini Index, is 0.8644. On the other hand, when substituted characters with graphemes, the class-imbalance is substantially alleviated and the Gini Index is lowered to 0.6687 (Figure 5).

Additionally, we visualize the attention weight map to validate whether the recognition of each grapheme is effectively performed through positional encoding. Figure 6 shows that the model infers Hangul while following the character construction rule of [first consonant, vowel, last consonant]. Note that the last row represents attention map for the class “no last consonant”.

5. Conclusion

In this paper, we propose a grapheme-level Hangul text recognizer with an encoder-decoder structure. With our grapheme-level classification approach, the class-imbalance problem is substantially alleviated by learning to classify the graphemes regardless of whether they are majority or minority characters. Extensive experiments demonstrate the robustness of our approach even in unseen characters that are difficult to handle with conventional methods. Moreover, we newly present a benchmark for Hangul OCR to reveal class-imbalance and target-class selecting issues in Hangul OCR.

References

- [1] Korean standard foreign word. Retrieved from <https://stdict.korean.go.kr/main/main.do>, 2020. Last accessed on July 13, 2022. **3**
- [2] Jingye Chen, Bin Li, and Xiangyang Xue. Zero-shot chinese character recognition with stroke-level decomposition. *arXiv preprint arXiv:2106.11613*, 2021. **1**
- [3] Kyunghyun Cho, Bart Van Merriënboer, Dzmitry Bahdanau, and Yoshua Bengio. On the properties of neural machine translation: Encoder-decoder approaches. *arXiv preprint arXiv:1409.1259*, 2014. **2**
- [4] S.J. Kim. AI Hub Korean Text-In-The-Wild Dataset. Retrieved from <https://aihub.or.kr/>, 2020. Last accessed on July 13, 2022. **3**
- [5] Alexey Dosovitskiy, Lucas Beyer, Alexander Kolesnikov, Dirk Weissenborn, Xiaohua Zhai, Thomas Unterthiner, Mostafa Dehghani, Matthias Minderer, Georg Heigold, Sylvain Gelly, et al. An image is worth 16x16 words: Transformers for image recognition at scale. *arXiv preprint arXiv:2010.11929*, 2020. **2**
- [6] Agam Dwivedi, Rohit Saluja, and Ravi Kiran Sarvadevabhatla. An ocr for classical indic documents containing arbitrarily long words. In *Proceedings of the IEEE/CVF Conference on Computer Vision and Pattern Recognition Workshops*, pages 560–561, 2020. **1**
- [7] Shancheng Fang, Hongtao Xie, Yuxin Wang, Zhendong Mao, and Yongdong Zhang. Read like humans: Autonomous, bidirectional and iterative language modeling for scene text recognition. In *Proceedings of the IEEE/CVF Conference on Computer Vision and Pattern Recognition*, pages 7098–7107, 2021. **2**
- [8] Alex Graves, Santiago Fernández, Faustino Gomez, and Jürgen Schmidhuber. Connectionist temporal classification: labelling unsegmented sequence data with recurrent neural networks. In *Proceedings of the 23rd international conference on Machine learning*, pages 369–376, 2006. **1, 2**
- [9] Kaiming He, Xiangyu Zhang, Shaoqing Ren, and Jian Sun. Deep residual learning for image recognition. In *Proceedings of the IEEE Conference on Computer Vision and Pattern Recognition*, pages 770–778, 2016. **2**
- [10] Pan He, Weilin Huang, Yu Qiao, Chen Change Loy, and Xiaoou Tang. Reading scene text in deep convolutional sequences. In *Thirtieth AAAI conference on artificial intelligence*, 2016. **1**
- [11] Sepp Hochreiter and Jürgen Schmidhuber. Long short-term memory. *Neural computation*, 9(8):1735–1780, 1997. **2**
- [12] Wenyang Hu, Xiaocong Cai, Jun Hou, Shuai Yi, and Zhiping Lin. Gtc: Guided training of ctc towards efficient and accurate scene text recognition. In *Proceedings of the AAAI Conference on Artificial Intelligence*, volume 34, pages 11005–11012, 2020. **1**
- [13] Mingxin Huang, Yuliang Liu, Zhenghao Peng, Chongyu Liu, Dahua Lin, Shenggao Zhu, Nicholas Yuan, Kai Ding, and Lianwen Jin. Swintextspotter: Scene text spotting via better synergy between text detection and text recognition. In *Proceedings of the IEEE/CVF Conference on Computer Vision and Pattern Recognition*, pages 4593–4603, 2022. **2**
- [14] Ga-Hyeon Kang, Ji-Hyun Ko, Yong-Jun Kwon, Na-Young Kwon, and Seok-Ju Koh. A study on improvement of korean ocr accuracy using deep learning. In *Proceedings of the Korean Institute of Information and Communication Sciences Conference*, pages 693–695. The Korea Institute of Information and Communication Engineering, 2018. **1, 2**
- [15] In-Jung Kim and Xiaohui Xie. Handwritten hangul recognition using deep convolutional neural networks. *International Journal on Document Analysis and Recognition (IJ-DAR)*, 18(1):1–13, 2015. **1, 2**
- [16] Rakpong Kittinaradorn. Easyocr. Retrieved from <https://www.jaided.ai/easyocr/>, 2020. Last accessed on July 13, 2022. **3**
- [17] Junyeop Lee, Sungrae Park, Jeonghun Baek, Seong Joon Oh, Seonghyeon Kim, and Hwalsuk Lee. On recognizing texts of arbitrary shapes with 2d self-attention. In *Proceedings of the IEEE/CVF Conference on Computer Vision and Pattern Recognition Workshops*, pages 546–547, 2020. **2**
- [18] Jamshed Memon, Maira Sami, Rizwan Ahmed Khan, and Mueen Uddin. Handwritten optical character recognition (ocr): A comprehensive systematic literature review (slr). *IEEE Access*, 8:142642–142668, 2020. **2**
- [19] Nibal Nayef, Fei Yin, Imen Bizid, Hyunsoo Choi, Yuan Feng, Dimosthenis Karatzas, Zhenbo Luo, Umapada Pal, Christophe Rigaud, Joseph Chazalon, et al. Icdar2017 robust reading challenge on multi-lingual scene text detection and script identification-rrc-mlt. In *2017 14th IAPR International Conference on Document Analysis and Recognition (ICDAR)*, volume 1, pages 1454–1459. IEEE, 2017. **3**
- [20] Sun-Woo Park. A study on the ocr of korean sentence using deeplearning. In *Annual Conference on Human and Language Technology*, pages 470–474. Human and Language Technology, 2019. **1, 2**
- [21] Baoguang Shi, Xiang Bai, and Cong Yao. An end-to-end trainable neural network for image-based sequence recognition and its application to scene text recognition. *IEEE transactions on pattern analysis and machine intelligence*, 39(11):2298–2304, 2016. **1**
- [22] Ray Smith. An overview of the tesseract ocr engine. In *Ninth international conference on document analysis and recognition (ICDAR 2007)*, volume 2, pages 629–633. IEEE, 2007. **3**
- [23] Ashish Vaswani, Noam Shazeer, Niki Parmar, Jakob Uszkoreit, Llion Jones, Aidan N Gomez, Łukasz Kaiser, and Illia Polosukhin. Attention is all you need. *Advances in neural information processing systems*, 30, 2017. **2**
- [24] Peng Wang, Lu Yang, Hui Li, Yuyan Deng, Chunhua Shen, and Yanning Zhang. A simple and robust convolutional-attention network for irregular text recognition. *arXiv preprint arXiv:1904.01375*, 6(2):1, 2019. **1, 2, 3, 4**
- [25] Wenchao Wang, Jianshu Zhang, Jun Du, Zi-Rui Wang, and Yixing Zhu. Denseran for offline handwritten chinese character recognition. In *2018 16th International Conference on Frontiers in Handwriting Recognition (ICFHR)*, pages 104–109. IEEE, 2018. **1**
- [26] Moonbin Yim, Yoonsik Kim, Han-Cheol Cho, and Sungrae Park. Synthtiger: Synthetic text image generator towards

better text recognition models. In *International Conference on Document Analysis and Recognition*, pages 109–124. Springer, 2021. [3](#)

- [27] Deli Yu, Xuan Li, Chengquan Zhang, Tao Liu, Junyu Han, Jingtuo Liu, and Errui Ding. Towards accurate scene text recognition with semantic reasoning networks. In *Proceedings of the IEEE/CVF Conference on Computer Vision and Pattern Recognition*, pages 12113–12122, 2020. [1](#), [2](#), [3](#), [4](#)