

# Analyzing a Graph Theory Game

Christopher Barua, Eric Burkholder, Gabriel Fragoso, Zsuzsanna Szaniszló

July 2021

## Abstract

We are investigating who has the winning strategy in a game in which two players take turns drawing arrows trying to complete cycle cells in a graph. A cycle cell is a cycle with no chords. We examine game boards where the winning strategy was previously unknown. Starting with a  $C_5$  sharing two consecutive edges with a  $C_7$  we solve multiple classes of graphs involving "stacked" polygons. We then expand upon and improve previous theorems and conjectures, and offer some new directions of research related to the Game of Cycles. The original game was described by Francis Su in his book *Mathematics for Human Flourishing* [3]. The first results on the game were published in *The Game of Cycles* [1].

## Introduction

The Game of Cycles, introduced by Dr. Francis Su in *Mathematics for Human Flourishing* [3] is a two-player game on a graph. The *gameboard* is a simple, connected, undirected, planar graph. The two players take turns directing edges of the graph using arrows, and the goal of the game is to be either the last player to make a move, or be the first player to create a *cycle cell*, which is a chordless cycle of the graph whose edges are all directed the same way. Figure 1 provides an example of how a cycle is not the same as a cycle cell, as the image on the right has a directed cycle, but not a cycle cell.

The rules of the game are as follows:

- 1) A player must make a move if it is possible
- 2) Neither player is allowed to create a *sink* or a *source*, which are vertices in which all edges incident to the vertex are directed inwards or outwards, respectively.

The winner of the game is the player who first creates a directed cycle cell, or the player who makes the last available move.

Rule 2 creates the possibility of an *unmarkable edge*, which is an edge that cannot be directed, as doing so would create either a sink or a source. Figure 2 provides an example of an unmarkable edge.

Let's play the Game of Cycles with the gameboard in Figure 3 below in order to better understand the game. We will call the two edges paired if they are represented by the same type of lines. We show that Player 2 has a winning strategy by responding to Player 1's first move by playing the paired edge in the same direction.

First notice that the representation of the graph matters in this game, so we will need to consider two cases for Player 1's first move.

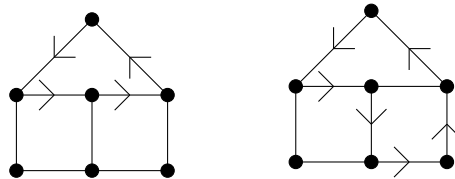


Figure 1: Two partially filled-in gameboards, the left with a cycle cell, and the right without a cycle cell

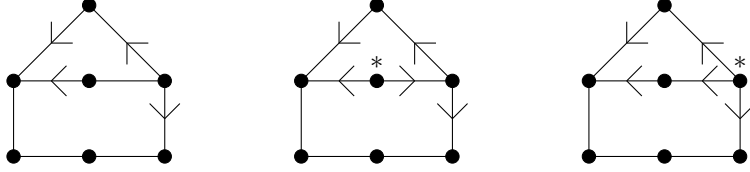


Figure 2: Either direction would create a source at the starred vertices, so the undirected edge is unmarkable

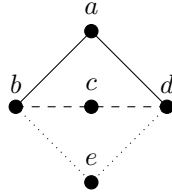


Figure 3: Example gameboard, with solid edges on top, dashed edges in middle, dotted edges on bottom

Case 1: If Player 1 makes a move on the outer perimeter, say  $b \rightarrow a$ , then Player 2 should make the move on the paired edge. In our example, it is  $a \rightarrow d$ . From here, Player 1 must avoid the moves  $c \rightarrow b$  and  $d \rightarrow c$  since Player 2 could make the other of these moves to complete a cycle cell and win the game. So, there are three subcases for Player 1's next move.

Subcase a) If Player 1 makes the move  $b \rightarrow c$ , then Player 2 should make the move  $c \rightarrow d$ . From here, Player 1 cannot make either of the moves  $b \rightarrow e$  or  $e \rightarrow d$ , as this would make a source at vertex  $b$  or a sink at  $d$ . So, Player 1 is forced to make the move  $d \rightarrow e$  or  $e \rightarrow b$ , which means Player 2 can make the other move and complete a cycle cell to win the game.

Subcase b) If Player 1 makes the move  $b \rightarrow e$ , then Player 2 should make the move  $e \rightarrow d$ . From here, Player 1 cannot make either of the moves  $b \rightarrow c$  or  $c \rightarrow d$ , as this would make a source at vertex  $b$  or a sink at  $d$ . So, Player 1 is forced to make the move  $d \rightarrow c$  or  $c \rightarrow b$ , which means Player 2 can make the other move and complete a cycle cell to win the game.

Subcase c) If Player 1 makes the move  $e \rightarrow b$ , then Player 2 should make the move  $d \rightarrow e$ . From here, all of the moves  $b \rightarrow c$ ,  $c \rightarrow d$ ,  $d \rightarrow c$ , and  $c \rightarrow b$  are losing moves for Player 1, as Player 2 can make the last remaining legal move to complete a cycle cell and win the game.

Case 2: If Player 1 makes the move  $b \rightarrow c$ , then Player 2 should make the move  $c \rightarrow d$ . From here, Player 1 must avoid the moves  $a \rightarrow b$ ,  $d \rightarrow a$ ,  $e \rightarrow b$ , and  $d \rightarrow e$  since Player 2 could make a move to complete a cycle cell and win the game. From here, Player 1 must make the move  $b \rightarrow e$ , or some equivalent move. So, Player 2 should make the move  $e \rightarrow d$ . From here, Player 1 cannot make either of the moves  $b \rightarrow a$  or  $a \rightarrow d$ , as this would make a source at vertex  $b$  or a sink at  $d$ . So, Player 1 is forced to make the move  $d \rightarrow d$  or  $a \rightarrow b$ , which means Player 2 can make the other move and complete a cycle cell to win the game.

Therefore, for this gameboard Player 2 has a winning strategy.

Previous research into the Game of Cycles comes from the analysis in the article *The Game of Cycles* [1]. In this article, Alvarado et al. found a number of results regarding unmarkable edges and winning strategies for specific gameboards including:

- Player 2 has a winning strategy for graph  $K_4$
- The number of unmarkable edges of a polygonal gameboard must be even
- Player 1 always wins polygons of odd length, and Player 2 always wins polygons of even length
- Winning strategies for a gameboard composed of two polygons that share exactly one edge
- Winning strategies for select symmetric gameboards

In this paper, we will extend some of the solved classes, as well as attempt to solve some of the questions from Alvarado et al. One such question that has motivated our research is solving the gameboard that

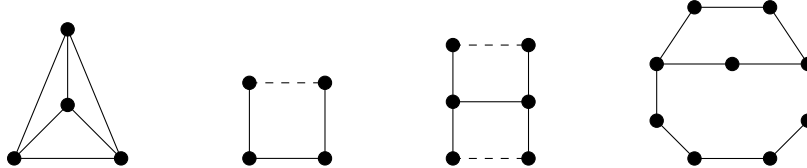


Figure 4: Various gameboards, the first three solved by Alvarado et al.

is a pentagon and a heptagon that share two consecutive edges, as pictured in Figure 4. We have then expanded this research to consider polygons that share a variable number of edges, as well as various means of "stacked" polygons.

## Playing the Game of Cycles on a Line

Before analyzing various classes and structures of gameboard, we are going to consider the structure of the most basic possible gameboard, a single line, or *path* between two vertices. Although a path has no cycles, many structures can be generalized by considering paths of variable length. Therefore, it is valuable to know the number of unmarkable edges of a path with as little information as possible. Note that when we play this game on a single path, we ignore the sink-source rule for the end vertices.

The number of unmarkable edges of a path depends on the direction of the first and last edges of the path.

**Lemma 1.** *A path will have an even number of unmarkable edges when the two end edges are directed the same direction and an odd number of unmarkable edges when the two end edges are directed in opposite directions.*

*Proof.* Imagine we add an edge to the path between the two end vertices. What we have is a polygon with one more edge than the original path. Take note of which edge was not part of the original path. We know that polygons must have an even number of unmarkable edges [1].

If the two end edges point in the same direction, then the new edge will not be unmarkable. So, since there must be an even number of unmarkable edges overall, there are an even number of unmarkable edges on the original path.

If the two end edges point in opposite directions, then the new edge will be unmarkable. So, since there must be an even number of unmarkable edges overall, there are an odd number of unmarkable edges on the original path.  $\square$

Let's consider playing the Game of Cycles on a path. Since playing the game on a path does not have any cycles, the winner is the player who plays the last legal move. We can use Lemma 1 as part of our strategy, as knowing the parity of unmarkable edges will tell us which player can make the last move.

Throughout this paper we will often concentrate on edges incident to a particular vertex. For ease of discussion we introduce two new definitions. We call a *primary edge* an edge that is incident to a vertex of interest, and a *secondary edge* an edge that is adjacent to a primary edge, but is not itself a primary edge.

For a path, the vertices of interest are the end vertices. Notice that directing a secondary edge has the same effect as directing its adjacent primary edge, as in order to follow the sink-source rule the adjacent primary edge may only be directed one way. So, for paths with five edges or more, the player who marks a primary or secondary edge first will lose the game, as the other player can follow up by playing the primary edge on the opposite side of the path in the direction that would guarantee the appropriate number of unmarkable edges. Consider an example of this in Figure 5. Player 1 has made the move  $b \rightarrow c$ . However, the edge  $bc$  is a secondary edge, so Player 2 can follow up by playing the move  $f \rightarrow e$ . This guarantees that the primary edges will point in opposite directions, meaning there will be odd number of unmarkable edges total. Since the path has five edges to start with, there will be four edges that are marked throughout the game, meaning Player 2 will make the final legal move and win. We extended this result to find the winner for a game of any length of path.

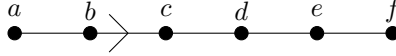


Figure 5: Player 1 has made a losing move in this game

**Theorem 2.** *Assume we are playing the Game of Cycles on a path, and say Player  $W$  is the player with the winning strategy. If the path has an odd number of edges Player 1 is Player  $W$ , and if the path has an even number of edges Player 2 is Player  $W$ .*

*Proof.* For lines with one edge or three edges, Player 1 obviously has a winning strategy by playing the only edge or playing the center edge respectively.

For lines of two edges or four edges, Player 2 obviously has a winning strategy by playing the only available edge or by orienting the opposite primary edge in the same direction as the last made move respectively.

Assume that Player  $W$  has a winning strategy for a path of length  $\ell$  edges. Consider a path of length  $\ell + 4$ . We may imagine that such a path is actually the path of length  $\ell$  with two additional edges on either side. Those four additional edges are the two primary edges and the two secondary edges.

In order to win, Player  $W$  wants to play the last legal move on the inner  $\ell$  edges, forcing the other player to make the first move on one of the primary or secondary edges. We assumed that Player  $W$  has a strategy to win the line of length  $\ell$  which would mean they have a strategy to play the last legal move on  $\ell$  edges. Thus, Player  $W$  can force the other player to play on a primary or secondary edge first, and then orient the opposite primary edge accordingly.

Of course, if the other player plays a primary or secondary edge earlier than this, Player  $W$  must play the opposite primary edge accordingly.

Therefore, by induction, Player 1 is Player  $W$  for a path with an odd number of edges and Player 2 is Player  $W$  for a path with an even number of edges.  $\square$

We will use this theorem about the game on a path to analyze other classes of gameboards. Make note that on a path of three edges, Player 1 is the first player to direct a primary or secondary edge, but still wins the game, which goes against our earlier intuition. This is because the center edge for paths of length three is *doubly secondary*, as it is secondary to two different primary edges. This will cause later problems.

## $j - 2 - k$ Graphs

Starting with the heptagon-pentagon graph mentioned in the introduction, we define a class of graphs with three paths between two vertices of interest, such that two vertices have degree 3 and the rest of the vertices have degree 2. This could also be considered two polygons that share 2 sides. We structure the graph as it is structured in Figure 6, and say the upper path has  $j$  edges, the inner path has 2 edges, and the lower path has  $k$  edges. Note that only one of  $j$  and  $k$  can be equal to 1, as otherwise this would violate the simple graph assumption for the gameboard. The example game we played earlier used  $j = k = 2$ . [See Figure 3.] The unsolved graph of a heptagon and a pentagon that share two sides is the case when  $j = 3$  and  $k = 5$ .

The vertices of interest in these  $j - 2 - k$  graphs are the degree-3 vertices. Ultimately, the way the primary edges are directed will determine the parity of the number of unmarkable edges in the graph, so we are interested in ways we may control these primary edges, seen in Figure 6. We will label these primary edges so we may reference them later on.

Our strategy consists of finding a group of configurations with the following properties: 1) Reaching the given configuration guarantees an even number of unmarkable edges. 2) It is not possible to complete both cycle cells in the graph. 3) Both players can reach at least one of the given configurations regardless of the other player's moves. Once we found such a group of configurations we can conclude that Player 1 will win if the total number of edges is odd, and player 2 will win if the total number of edges is even.

After investigating the possible directions that these primary edges could be labelled (as well as the possibility that they become unmarkable edges) we identified a few cases that always could guarantee an even number of unmarkable edges. These cases are shown in Figure 7. There are more cases which also meet this requirement, but they are equivalent via rotational, horizontal, or vertical symmetry.

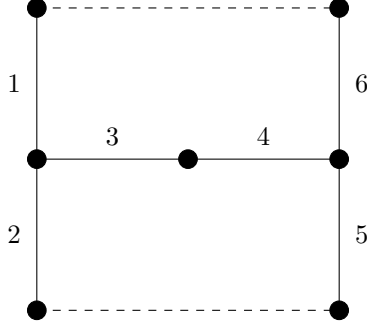


Figure 6: Primary edges and structure of  $j - 2 - k$  gameboard

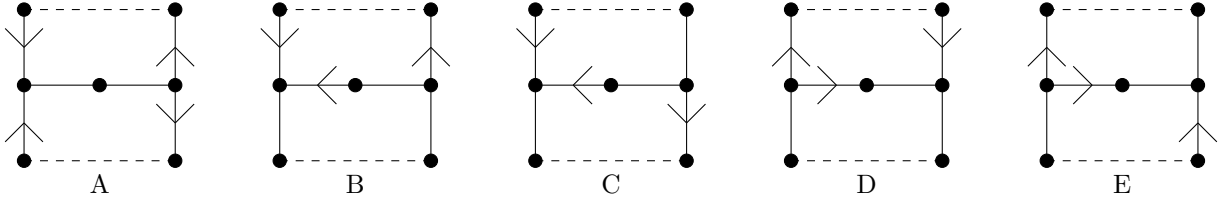


Figure 7: Cases of  $j - 2 - k$  graphs that guarantee an even number of unmarkable edges

In order to fully understand why these five cases must have an even number of unmarkable edges, let's explain what impact the direction of an edge can have on a path, as well as the direction of edges that are adjacent to a path. Say an *explicit signal* is the direction given by a primary edge and an *implicit signal* is the direction that an unmarkable primary edge should be according to the other edges incident the vertex of interest. We will use  $-1$  to represent a signal directed away from a degree 3 vertex, and use  $1$  to represent a signal directed toward a degree 3 vertex.

Consider Case B of Figure 7. Edge 2 of this case is not directed. However, if we determined the direction of edge 2 based on edges 1 and 3, we would have to direct it way from the degree 3 vertex. This is the implicit signal of this edge. So, for the left degree 3 vertex of this case there are two explicit  $1$  signals and one implicit  $-1$  signal.

We define an *interaction* of a path,  $\{a, b\}$ , the set of the two signals on either end of the path, where  $a$  and  $b$  are both signal values. There are three types of interactions:  $\{1, 1\}$ ,  $\{-1, -1\}$ , and  $\{1, -1\}$ . When both of the signals given are explicit signals, the number of unmarkable edges of the path is given by Lemma 1. That is, for explicit signals the  $\{1, 1\}$  and  $\{-1, -1\}$  interactions will result in an odd number of unmarkable edges, and the  $\{1, -1\}$  interaction results in an even number of unmarkable edges. We will show that the same result holds when one or both of the signals are implicit.

We will denote the parity of the number of unmarkable edges by  $p$ . We will set  $p = 0$  for even parity and  $p = 1$  for odd parity.

**Lemma 3.** *Implicit signals and explicit signals in an interaction of a path with length  $\geq 4$  result in the same parity of the number of unmarkable edges of the path.*

*Proof.* We handle this proof with two cases regarding the number of implicit signals in the interaction. We need the the length requirement in order to assure that no edge sends signals to both end vertices.

**Case 1: One implicit signal**

Since there is one implicit signal, then there is already one unmarkable edge, the primary edge that is giving the implicit signal. Consider the smaller path which excludes the unmarkable primary edge. This smaller path has an interaction in which both of the signals are explicit, and the parity of the number of unmarkable edges is  $p + 1 \pmod 2$ . This is because we know the secondary edge adjacent to the unmarkable primary edge has the opposite signal than that given by the primary edge, so the parity of the number of unmarkable edges will also be the opposite.

Hence, the parity of unmarkable edges for the whole path is  $((p + 1 \bmod 2) + 1) \bmod 2 = p \bmod 2$ . Therefore, the parity of unmarkable edges is unchanged from that of an interaction with two explicit signals.

**Case 2: Two implicit signals**

Since there are two implicit signals, then there is already two unmarkable edges, the primary edges that are giving the implicit signals. Consider the smaller path which excludes the primary edges. This smaller path has an interaction in which both of the signals are explicit, and the parity of the number of unmarkable edges is  $p \bmod 2$ . This is because we know the secondary edges adjacent to the unmarkable primary edges have the opposite signal than that given by the primary edges, but since the signal is switched on both sides, there will be the same parity of unmarkable edges on this smaller path.

So, the parity of unmarkable edges for the whole path is  $((p \bmod 2) + 2) \bmod 2 = p \bmod 2$ . Therefore, the parity of unmarkable edges is unchanged from that of an interaction with two explicit signals. □

It is not difficult to show that this lemma also holds for paths of length one, two, and three. We will use Lemma 3 to prove information about our cases of interest.

**Lemma 4.** *Each of the five cases of Figure 7 has an even number of unmarkable edges.*

*Proof.* Because of Lemma 3, as long as we know the signal that an edge will have in an interaction, we can predict the parity of unmarkable edges in the given path. So, we need not worry in this proof if a signal is implicit or explicit. Throughout this proof we will use Lemma 1 repeatedly without explicitly referencing it.

**Case A:** We know that the top and bottom paths must have an even number of unmarkable edges. Also, both of the edges on the middle path must be directed the same direction. So, overall there must be an even number of unmarkable edges.

**Case B:** We know that the top path must have an even number of unmarkable edges. We know that edge 2 must have a signal of -1. Then, we consider two different subcases. If edge 5 has a signal of 1, then the bottom path must have an even number of unmarkable edges. Then, edge 4 is not unmarkable. So, there are an even number of unmarkable edges overall. Instead, if edge 5 has a signal of -1, the number of unmarkable edges on the bottom path would be odd and edge 4 would become unmarkable, so, there would be an even number of unmarkable edges overall. Therefore, there must be an even number of unmarkable edges for graph B.

**Case C:** We know that edge 2 will have a signal of -1, and the bottom path has an odd number of unmarkable edges. Then, we consider two different subcases. If edge 6 has a signal of -1, then we know that the top path will have an even number of unmarkable edges. We also know that edge 4 would become unmarkable. So, there are an even number of unmarkable edges overall. Instead, if edge 6 has a signal of 1, we know the top path will have an odd number of unmarkable edges, and edge 4 would not be unmarkable. So, there would be an even number of unmarkable edges overall. So, in all cases there must be an even number of unmarkable edges.

**Case D:** We know that the top path will have an even number of unmarkable edges. We also know that edge 2 must have a a signal of 1. Then, we consider two different subcases. If edge 5 has a signal of -1, then the bottom path will have an even number of unmarkable edges, and edge 4 is not unmarkable. So, there are an even number of unmarkable edges overall. If edge 5 has a signal of 1, then the bottom path will have an odd number of unmarkable edges, and edge 4 would become unmarkable. So, there would be an even number of unmarkable edges overall. Therefore, there must be an even number of unmarkable edges in graph D.

**Case E:** We know that edge 2 will have a signal of 1, so the bottom path will have an odd number of unmarkable edges. Then, we consider two different subcases. If edge 6 has a signal of 1, then the top path will have an even number of unmarkable edges and edge 4 would become unmarkable. So, there are an even number of unmarkable edges overall. If edge 5 has a signal of -1, then the top path will have an odd number of unmarkable edges, and edge 4 would not be unmarkable. So, there would be an even number of unmarkable edges overall. Therefore, there must be an even number of unmarkable edges in graph E. □

By showing that these cases will always have an even number of unmarkable edges, we prepare ourselves for a winning strategy for Player 1 when there is an odd number of total edges, and a winning strategy

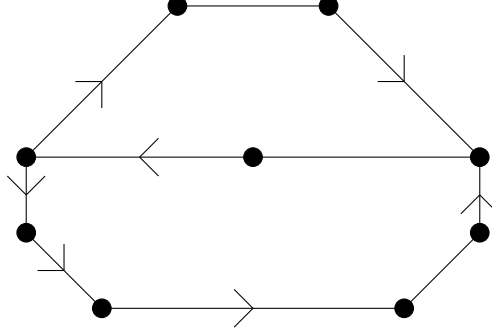


Figure 8: Despite reaching Case A and there being an even number of edges, Player 2 is in a losing position

for Player 2 when there is an even number of total edges. However, this is not sufficient if both the upper polygon and the lower polygon can make a cycle cell based on our knowledge of the primary edges. Specifically, guaranteeing that a player can force Case A of Figure 7 does not mean they can guarantee a victory. Consider the partially completed game shown in Figure 8. Despite the fact that it is Player 2's turn, there is an even number of total edges, and Player 2 has guaranteed an even number of unmarkable edges with Case A, all legal moves are losing moves.

Therefore, in order to show that Player 1 will have a winning strategy for  $j - 2 - k$  graphs with odd edges and Player 2 will have a winning strategy for  $j - 2 - k$  graphs with even edges, we will need to use exclusively Cases B through E. In these cases only one of the polygons could potentially become a cycle cell, so by guaranteeing that a player can make the last move, they also guarantee they will be the player to complete the cycle cell.

What is it about these structures that guarantees an even number of unmarkable edges? It is the fact that all of these structures have an *almost-source* and an *almost-sink* at the two degree-3 vertices. An almost-source is a vertex in which all but one of the edges incident with the vertex are directed outward, and an almost-sink is a vertex in which all but one of the edges incident with the vertex are directed inward. It appears that only one of these properties is true for the four cases B through E. However, the directed inner edge of these four cases actually has an impact on both of the degree-3 vertices, such that having both an almost-sink and almost-source is unavoidable.

We will provide results for a few different cases of these  $j - 2 - k$  graphs. For the smaller cases  $1 - 2 - 2$  and  $2 - 2 - 2$ , note that Player 1 wins for  $1 - 2 - 2$  and Player 2 wins for  $2 - 2 - 2$ . The second of these was shown in the introduction, the first can be shown using a fairly similar strategy, but by having Player 1 start with the path of length 1.

**Theorem 5.** *For any  $j - 2 - k$  graph with  $j, k \geq 4$ , Player 1 has a winning strategy when  $j + k$  is odd and Player 2 has a winning strategy when  $j + k$  is even.*

*Proof.* When  $j, k \geq 4$ , the each of the primary edges of the paths of lengths  $j$  and  $k$  has a distinct adjacent secondary edge. Therefore, directing a secondary edge whose primary edge has not yet been directed is the same as directing that primary edge, and it does not have an effect on the other degree-3 vertex. We will repeatedly use this fact and show that either player can force one of the cases B through E. Use Figure 9 as a reference. Therefore, if there are an odd number of edges, Player 1 has a winning strategy, otherwise Player 2 has a winning strategy.

If the graph has an odd number of edges one winning strategy for Player 1 is as follows: Start by directing an inner edge in either direction. We will do this with the move  $y \rightarrow b$ . Then, over their next two moves, Player 1 must do two things. (1) Direct either  $a \rightarrow b$  or  $c \rightarrow b$  and (2) direct either  $g \rightarrow f$  or  $g \rightarrow h$ . Since there is no edge on the paths with  $j$  edges or  $k$  edges that can affect both of the degree-3 vertices, Player 2 cannot stop Player 1 from completing both of these tasks. So, Player 1 can force one of the cases B through E. Note that the order Player 1 must complete these tasks could vary based on Player 2's moves, but reaching one of the four cases is always possible for Player 1. Therefore, when  $j + k$  is odd, Player 1 can force an even number of unmarkable edges, and only one possible cycle. This means that Player 1 has a winning strategy.

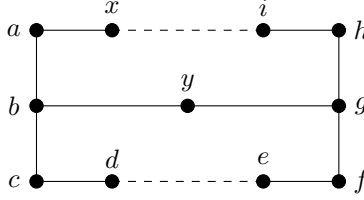


Figure 9: Board structure for Theorem 5

Given a graph with an even number of edges Player 2 can force one of the cases  $B$  through  $E$ . To show this we must consider a few different cases based on Player 1's first move.

**Case 1: Player 1 directs an inner edge**

Without loss of generality, suppose Player 1's first move is  $y \rightarrow b$ . Then, Player 2 must do two things. (1) Direct either  $a \rightarrow b$  or  $c \rightarrow b$  and (2) direct either  $g \rightarrow f$  or  $g \rightarrow h$ . Since there is no edge on the paths with  $j$  edges or  $k$  edges that can affect both of the degree-3 vertices, Player 1 cannot stop Player 2 from completing both of these tasks. So, Player 2 can force one of the cases  $B$  through  $E$ .

**Case 2: Player 1 directs a primary or secondary edge on the path with  $j$  edges or on the path with  $k$  edges**

Without loss of generality, assume Player 1's first move is  $a \rightarrow b$ , or a secondary move that has the same effect on the degree-3 vertex, such as  $x \rightarrow a$ . In this case, Player 2 should direct the inner edge associated with the same degree-3 vertex in the same way, i.e., in a way to create an almost sink or an almost source. Here, that move is  $y \rightarrow b$ . Then, on their following move Player 2 must make one of the two moves  $g \rightarrow f$  or  $g \rightarrow h$ . Player 1 cannot stop both of these moves since they will not be able to affect both of these edges with a single move.

**Case 3: Player 1 directs any other edge**

In this case, Player 2 can use the winning strategy described for Player 1, since a different edge must be some non-primary, non-secondary edge on either the path with  $j$  edges or the path with  $k$  edges. So, Player 2 can direct an inner edge, follow the strategy and force one of the cases  $B$  through  $E$ .

As shown above, both players can force one of the cases  $B$  through  $E$  when  $j, k \geq 4$ . Once one of these cases is forced, when  $j + k$  is odd, Player 1 will always have a move available that is not a losing move, and when  $j + k$  is even, Player 2 will always have a move available that is not a losing move. I.e., Player 1 has a winning strategy when  $j + k$  is odd and Player 2 has a winning strategy when  $j + k$  is even.  $\square$

Shorter paths require separate treatment as in a path of length three, the secondary edge sends a signal to both primary edges at the same time. However, an easy pairing argument gives the winning strategy for these cases.

**Theorem 6.** *Given a  $3-2-k$  graph with  $k \geq 2$  Player 1 has a winning strategy if  $k$  is even, and Player 2 has a winning strategy if  $k$  is odd.*

*Proof.* Let's label the edges of the middle path  $e_1$  and  $e_2$ , the edges of the 3-path  $e_{j_1}, e_{j_2}$ , and  $e_{j_3}$  consecutively, the vertices of the  $k$ -path  $e_{k_1}, e_{k_2}, \dots, e_{k_k}$  consecutively.

Let's pair the edges as follows:  $e_1$  with  $e_2$ ,  $e_{j_1}$  with  $e_{j_3}$ , and  $e_{k_i}$  with  $e_{k_{k-i+1}}$  for  $1 \leq i \leq \lfloor \frac{k}{2} \rfloor$ .

When  $k$  is odd pair the middle edge of the  $k$ -path with  $e_{j_2}$ . Otherwise  $e_{j_2}$  will not be paired.

If the total number of edges is odd, i.e., when  $k$  is even, Player 1 should direct the unpaired edge,  $e_{j_2}$  as her first move. After each move made by Player 2 Player 1 should direct the edge paired with the last played edge in the same direction. After each move Player 1 makes in each pair either both edges are markable, or both edges are unmarkable. Also, if any cycle cell is completed it will be completed by playing the second edge of a pair. Therefore, Player 1 will win the game.

If the total number of edges is even, i.e., when  $k$  is odd, Player 2 should direct the edge paired with the last played edge in the same direction, with the possible exception of one of the middle edges. If Player 1 directs a middle edge, Player 2 will be able to direct the other middle edge, but possibly in the opposite direction. There is a small variation to the above strategy. It is possible that using the above strategy lets Player 1 direct a cycle cell by directing the middle edge of the 3-path or the  $k$ -path last on the cycle



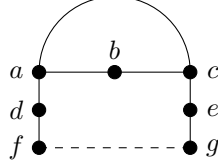


Figure 10: Structure for Theorem 7

cell. Therefore, the modified strategy should take care of avoiding this situation. When there are only three undirected edges left in either cycle cell and it is Player 1's turn if all three of these edges are markable then it must be that these three edges contain a pair of edges and the middle edge of the path. Also, the middle edge of the other path must be undirected and markable at this time. If Player 1 directs one of the paired undirected edges then player 2 should direct the middle edge of the other path on their next turn. Player 2 should consider the last two remaining undirected edges of the cycle cell paired, and follow the original strategy for the rest of the game. Just as above, this strategy will guarantee a win for Player 2.  $\square$

**Theorem 7.** *Given a  $1-2-k$  graph with  $k \geq 4$ , Player 1 has a winning strategy when  $k$  is even and Player 2 has a winning strategy when  $k$  is odd.*

*Proof.* See Figure 10 for this proof.

Assume  $k$  is even. Then, Player 1 should start by playing  $\overrightarrow{ac}$ . From here, Player 1 may force one of the cases A-D by directing one of  $\overrightarrow{ab}$  or  $\overrightarrow{bc}$  accordingly on their next move, or completing a cycle cell if it is possible. So, Player 1 may win for these cases.

Assume  $k$  is odd.

If Player 1 begins by directing edge  $\overrightarrow{ac}$ . Then, Player 2 should direct either of  $\overrightarrow{ab}$  or  $\overrightarrow{bc}$  so that the triangle cycle cannot be completed. From this point, we have reached one of cases A-D of Figure 7, so there will be an even number of unmarkable edges and at most one cycle cell, so Player 2 has a winning strategy.

If Player 1 begins by directing one of  $\overrightarrow{ab}$  or  $\overrightarrow{bc}$ , then Player 2 should direct  $\overrightarrow{ac}$  so the triangle cycle cannot be completed. This is then identical to the case above.

If Player 1 begins by directing one of  $\overrightarrow{ad}$  or  $\overrightarrow{df}$ , then direct  $\overrightarrow{bc}$  so that both edges are directed toward vertex  $a$  or both edges are directed away from vertex  $a$ . From here, Player 2 may force one of the cases A-D by directing  $\overrightarrow{ac}$  accordingly on their next move, or completing a cycle cell if it is possible.

If Player 1 begins by directing one of  $\overrightarrow{ce}$  or  $\overrightarrow{eg}$ , then direct  $\overrightarrow{ab}$  so that both edges are directed toward vertex  $c$  or both edges are directed away from vertex  $c$ . From here, Player 2 may force one of the cases A-D by directing  $\overrightarrow{ac}$  accordingly on their next move, or completing a cycle cell if it is possible.

If Player 1 begins by directing any other edge, Player 2 should direct edge  $\overrightarrow{ac}$ . From here, Player 2 may force one of the cases A-D by directing one of  $\overrightarrow{ab}$  or  $\overrightarrow{bc}$  accordingly on their next move, or completing a cycle cell if it is possible.  $\square$

It can be shown by exhaustion that Player 1 has a winning strategy for  $1-2-2$  and Player 2 has a winning strategy for  $1-2-3$ , and we found that Player 2 has a winning strategy for  $2-2-2$  in our example. So, we arrive at the following result.

**Corollary 7.1.** *Consider the graph  $j-2-k$  with  $j \geq 1$  and  $k \geq 2$ . If  $j+k$  is odd, Player 1 has a winning strategy. If  $j+k$  is even, Player 2 has a winning strategy.*

Note that this result answers the question asked by Alvarado et al. [CITATION NEEDED] about the gameboard of a glued heptagon and pentagon that motivated our research.

## Graphs of $p$ Paths

### Structure of the Graph

Before going further into our main result, something should be said regarding the actual structure of this graph. First, it should be said that graphs do not actually have a defined geometric structure. Because of

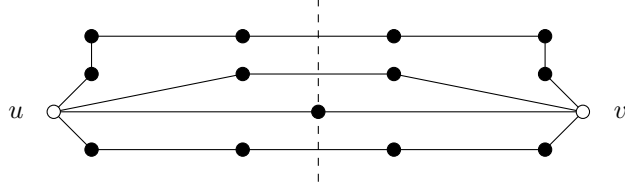


Figure 11: Example of a path of  $p$  paths

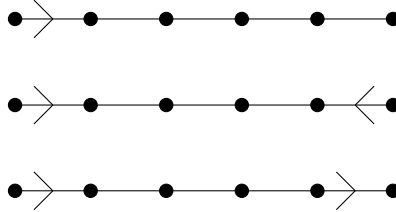


Figure 12: A move, its mirror move, and the mirror-reverse move

the topological properties of this game, the geometric structure can be important for the actual strategy.

In the graph we will build, the strategy works regardless of geometric structure. Therefore, by imposing a geometric structure on the graph, we can have an intuitive understanding regarding the graph. Our graph will be  $p$  paths between two vertices  $u$  and  $v$ . We will require that  $u$  and  $v$  are the leftmost and rightmost vertices respectively, as seen in Figure 11. We will also require that the graph is symmetric across a vertical line of symmetry.

This second requirement allows us to define two different types of edges. An *unmirrorable edge* is an edge that is self-reflective under the vertical line of symmetry. These are the edges in Figure 11 in which the vertical line of symmetry goes through the edge. A *mirrorable edge* is an edge that is not self-reflective under the vertical line of symmetry. These are all of the other edges of Figure 11.

## Strategy on $p$ Paths

There are a few more definitions needed in order to design the strategy for the graph on  $p$  paths. These definitions only exist within the realm of a constructive proof of a strategy. So, these definitions require that a previous move is made, and then we may define the “response” to that move.

The *mirror-reverse move* is the move made by flipping the previous move over the vertical line of symmetry, and then reversing the direction of that arrow. An example of the mirror-reverse move is shown in Figure 12. We note that the mirror-reverse move is only a possible response if the previous move was made on a mirrorable edge.

As explored in Alvarado et al, continually playing the mirror-reverse move guarantees that later mirror-reverse moves will always be available. That is, if the mirror-reverse move would be illegal for some reason, it must be that the previous move was also in fact illegal. By contrapositive, this means if the previous move was legal and a mirror-reverse move exists, then the mirror-reverse move must also be legal. This is because mirror-reverse moves guarantee a structure that replicates direction changes on a path.

We also define two more types of edges that exists purely within the realm of this specific proof. We say that two edges are *paired* in the proof construction if they are the losing player’s move and the winning player’s specific response to that move. At the beginning of the game, two edges are paired when they are each others’ reflection over the vertical line of symmetry, so all of the mirrorable edges are paired edges.

An edge is a *loner edge* if the edge is not paired. That is, in the proof construction the response to a move on a loner edge is not an edge on the same path. At the beginning of the game, the loner edges are the unmirrorable edges.

It is possible that a loner edge may become a paired edge, or that a paired edge may become a loner edge, and this happens in one specific case. The preexisting conditions of the path must be that there are three undirected markable edges left on the path, and that one of these must be the loner edge. This implies

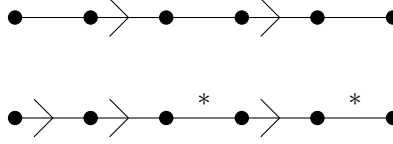


Figure 13: Top image provides initial conditions, bottom image provides new move, and stars newly paired edges

that this will only happen on paths of odd length. Then, if our opponent directs one of the paired edges, we redefine what the edges are. We say that the two remaining unmarked edges are now paired edges, and the edge that was just marked was a loner edge. In Figure 13 we have the initial conditions of this case, the move that is made in this case, and the new set of paired edges.

Now that we have made these definitions, we may proceed with our result.

**Theorem 8.** *Consider a graph consisting of  $p$  disjoint paths between two vertices  $u$  and  $v$  with the property that every path with an odd number of edges between  $u$  and  $v$  has at least 5 edges. For such a graph, Player 1 has a winning strategy when there is an odd number of total edges and Player 2 has a winning strategy when there is an even number of total edges.*

*Proof.* This strategy will be completed in cases regarding the the total number of edges and the opponent's move. Note that while a game may go from Subcase A to Subcase B, the opposite may not happen.

### Case 1) Odd number of total edges

Player 1 will start by playing a loner edge.

#### Subcase A) There is at least one path whose primary edges have or could be directed to have an explicit signal from left to right and at least one path whose primary edges have or could be directed to have an explicit signal from right to left

In this subcase, we will show that Player 1 may make the last move on every path. Therefore, if the winning player wins with a cycle cell, Player 1 will complete the cycle cell by completing the path, and if the winning player wins by making the last move, Player 1 will make the last move on every path, and therefore the graph overall.

##### Subsubcase i) Player 2 plays a loner edge

Because there are an odd number of edges overall, there must be an odd number of paths with an odd number of edges, and therefore an odd number of loner edges at the beginning of the game. Since Player 1 started by playing a loner edge, if they play a loner edge whenever Player 2 plays a loner edge, Player 1 will direct the last loner edge.

Note that this also includes whenever a loner edge is played when a paired edge becomes a loner edge.

##### Subsubcase ii) Player 2 plays a paired edge

###### Subsubsubcase a) Edge is on a path with an even number of edges

Play the mirror-reverse move. Assuming that we have played the mirror-reverse move in all previous moves on this path, we know we can continue to do so.

###### Subsubsubcase b) Edge is on a path with an odd number of edges and the unmirrorable edge is not a paired edge

Play the mirror-reverse move. Assuming that we have played the mirror-reverse move in all previous moves on this path, we know we can continue to do so.

###### Subsubsubcase c) Edge is on a path with an odd number of edges and the unmirrorable edge is a paired edge

Because of our analysis of this case, we know there is only one other move available, the edge paired to the edge just played. Because the mirror-reverse move was used for all other moves on this edge, we know that this move must be available.

### Subcase B) Any other case

In this case, it is either impossible to direct the primary edges of at least one path from left to right, or it is impossible to direct the primary edges of at least one path from right to left. Without loss of generality, consider the former.

The key fact to note regarding this case is that since no pair of primary edges may be directed from left to right, this means that it is impossible to create a cycle cell. So, all that is left to show is that there must be an even number of unmarkable edges overall.

None of the primary edges may be directed from left to right, so for the ones that are directed, they are directed from right to left. Not all of them may be directed from right to left, as this would create a sink at vertex  $u$  and a source at vertex  $v$ . Therefore, we know that there is at least one unmarkable edge incident to vertex  $u$  and at least one unmarkable edge incident to vertex  $v$ . Notice that for any given vertex, there may be only one unmarkable edge incident to that vertex, as if there are two undirected edges incident to the vertex, one of them can be directed without creating a sink or a source, simply meeting the needs of the other vertex incident that edge. Therefore, there is exactly one unmarkable edge incident to vertex  $u$  and exactly one unmarkable edge incident to vertex  $v$ .

We know that all but two of the primary edges are directed from right to left. Using Lemma 1, any path that has both primary edges directed from right to left has an even number of unmarkable edges.

Then, the two unmarkable primary edges must have an implicit signal from the vertices  $u$  and  $v$  directed them from left to right. If these two primary edges are on the same path then we may apply Lemma 1 and Lemma 3 to conclude there is an even number of unmarkable edges on that path. If these two primary edges are on different paths, then we may apply Lemma 1 and Lemma 3 to conclude there is an odd number of unmarkable edges on both paths. In either case, there is an even number of unmarkable edges overall.

Therefore, the winning player is determined by the parity of the total number of edges.

### Case 2) Even number of total edges

In this case, follow subcases A and B from Case 1. The only different argument needed is that because there are an even number of edges overall, there must be an even number of paths with an odd number of edges, and therefore an even number of loner edges. So, if Player 2 plays a loner edge whenever Player 1 plays a loner edge, they will direct the last loner edge.

□

**Corollary 8.1.** *Make the same assumptions for the graph above, except that for graphs that have an odd number of total edges, case 1, there may be a single path of length 3 or a single path of length 1. In such a case, Player 1 has a winning strategy.*

*Proof.* For Player 1's first move, they must move on the central, or only edge of the path of length 3 or 1, respectively. From this point, they may follow the strategy as described in the proof above. □

### Issue of Short Odd Paths

There is an issue with having many short odd paths because when Player 1 does not have a chance to play these unmirrorable edges early on, and uses the above strategy, Player 2 may exploit their plans.

For example, consider a path with an even number of edges that is adjacent to a path of one edge. If Player 1 does not have the chance to direct this path of length 1 beforehand, Player 2 may play the edges on the path with even edges. Since Player 1's response is to play the mirror-reverse of these moves, Player 1 will complete the path, and then Player 2 may direct the path with one edge to complete the cycle.

For paths of length three, there is again an issue if Player 1 cannot make sure they play the unmirrorable edge early on. If not, Player 2 may play one of the primary edges of the path of length three. This has two potentially negative outcomes. If Player 1 leaves this path the way it is, Player 2 could later direct the other primary edge such that there is an odd number of unmarkable edges on the path. If Player 1 plays the mirror-reverse move, there could be a similar situation as that described with the path with one edge.

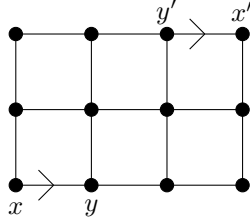


Figure 14: Example of Rotate-Reverse Move

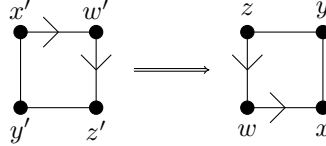


Figure 15: Player 1 will only make a cycle available if Player 2 makes a cycle available

## Grids

In Alvarado et al [1], Theorem 6 provides that graphs with an involution that left each cell nowhere-involutive or self-involutive, then Player 1 has a winning strategy when there is exactly one edge fixed by the involution, and Player 2 has a winning strategy otherwise.

Consider a graph that is a grid of  $a \times b$  vertices. That is, the height of the grid is  $a - 1$  edges and the width of the grid is  $b - 1$  edges. For such a graph, we are interested in the involution of 180 degree rotation since any other involution would fix multiple edges.

Under Alvarado et al's Theorem 6, Player 2 will win when  $a$  and  $b$  have the same parity. However, when  $a$  and  $b$  have an opposite parity, there is exactly one self-involutive edge, but this makes two cells part-involutive, so the theorem does not apply.

So, the following work will be done for when  $a$  and  $b$  have opposite parity. Say that we consider the grid to be the first quadrant with vertices placed at the integer coordinates of the coordinate plane with the leftmost path as the  $y$ -axis and the bottommost path as the  $x$ -axis. Then the left bottom vertex may be labelled  $(0, 0)$ , and the top right vertex may be labelled  $(b, a)$ . Then, the vertex  $(i, j)$  after rotating 180 degrees is  $(b - i, a - j)$ , and the center of rotation is the center of an edge.

Player  $W$  will use the rotate-reverse strategy. This strategy involves rotating the other player's most recent move 180 degrees and then reversing the direction. Consider the move  $(i_1, j_1) \rightarrow (i_2, j_2)$ . Rotating this move 180 degrees gives the move  $(b - i_1, a - j_1) \rightarrow (b - i_2, a - j_2)$ . Then, reversing this move gives  $(b - i_2, a - j_2) \rightarrow (b - i_1, a - j_1)$ .

As shorthand for this notation, we will say that vertex  $v = (i, j)$  and vertex  $v' = (b - i, a - j)$ . In Figure 14, say the bottom left vertex is  $(0, 0)$  and the top right vertex is  $(3, 2)$ . Then, say we have the move  $x \rightarrow y$  has the rotate-reverse move  $y' \rightarrow x'$ . That is, the rotate reverse of the move  $(0, 0) \rightarrow (1, 0)$  is  $(2, 2) \rightarrow (3, 2)$

**Theorem 9.** *Consider a graph that is a grid of  $a \times b$  vertices, where exactly one of  $a$  or  $b$  is odd. Player 1 has a winning strategy for this gameboard.*

*Proof.* Because one of the dimensions of the grid is odd, there is exactly one self-involutive edge under the involution of 180 degree rotation. Player 1 starts by playing this self-involutive edge. That is, if the move is  $x \rightarrow y$ , then  $x = y'$  and  $y = x'$ .

From here, whenever Player 2 plays  $x \rightarrow y$ , Player 1 should respond with  $y' \rightarrow x'$ , unless it is possible to complete a cycle, in which case Player 1 will do that instead.

Assume that up until this point in the game, Player 1 has used this strategy. Then, we will show that Player 1's move must always be available, legal, and will not create a winning move for Player 2.

Player 1's move must be available. If the move  $y' \rightarrow x'$  had already been played, then there are two cases. Either Player 1 played it in response to  $x \rightarrow y$  having been played earlier, in which case, Player 2

could not have played  $x \rightarrow y$  on the most recent move. Or, if Player 2 played  $y' \rightarrow x'$ , then Player 1 would have played  $x \rightarrow y$  in response, which means Player 2 couldn't have played  $x \rightarrow y$  on the most recent move.

Player 1's move must be legal, as if the move  $y' \rightarrow x'$  creates a sink or a source, then the previous move  $x \rightarrow y$  by Player 2 must have created a sink or a source as well. To explain this more precisely:

Consider a fixed  $x$  vertex. Then, whenever Player 2 plays  $x \rightarrow y$  and Player 1 plays  $y' \rightarrow x'$  in response, there is an arrow going out of  $x$  and an arrow going into  $x'$ . So, Player 1 can only create a sink by playing  $y' \rightarrow x'$  if Player 2 has created a source by playing  $x \rightarrow y$ . Since Player 2 cannot legally create a source, Player 1 cannot create a sink with this strategy.

Consider a fixed  $y$  vertex. Then, whenever Player 2 plays  $x \rightarrow y$  and Player 1 plays  $y' \rightarrow x'$  in response, there is an arrow going into  $y$  and an arrow going out of  $y'$ . So, Player 1 can only create a source by playing  $y' \rightarrow x'$  if Player 2 has created a sink by playing  $x \rightarrow y$ . Since Player 1 cannot legally create a sink, Player 1 cannot create a source with this strategy.

Therefore, Player 1's move must be legal. Since Player 1's move must always be legal and available, Player 1 will always make the last move if there are no cycle cells made. We next show that Player 1 will always have a winning move available before Player 2 does.

Player 1's move will not create a winning move for Player 2, because if the rotate-reverse move would create a winning move for Player 2, then Player 2's most recent move has created a winning move for Player 1 which they will make instead. Consider Figure 15 with vertices  $w, x, y$ , and  $z$ , and its 180 degree rotation with the vertices  $w', x', y'$ , and  $z'$ .

Say that Player 2 has just played  $x \rightarrow y$ , so the rotate-reverse move is for Player 1 to play  $y' \rightarrow x'$ . Say that this would give Player 2 a winning move. Therefore, this means that the second grid on the right has two of the three directed edges:  $w' \rightarrow x', z' \rightarrow w', y' \rightarrow z'$ . Say without loss of generality that the two directed edges are  $w' \rightarrow x'$  and  $z' \rightarrow w'$  as seen below. If these moves have been played, then the moves  $x \rightarrow w$  and  $w \rightarrow z$  must have also been played, as Player 1 has been using rotate-reverse strategy for previous turns. Therefore, if Player 2 plays  $x \rightarrow y$ , then the move  $y \rightarrow z$  is the winning move for Player 1. □

## Conclusion

There are many other directions to consider for future research with the Game of Cycles. One such direction would be to expand the class of  $j - 2 - k$  graphs to  $j - n - k$  graphs. Many of these graphs are covered by Theorem 8. While expanding Theorem 8 directly would be more efficient, finding solutions for a generalized  $j - n - k$  would be easier, and would finish the entire class of graphs of two polygons that share a variable number of edges. To complete this, one would need to find strategies for:

- $n = 3$ 
  - $1 - 3 - k$  with  $k \geq 2$
  - $3 - 3 - k$  with  $k \geq 2$
  - $j - 3 - k$  with  $j \geq 5$  odd and  $k \geq 2$  even
- $n \geq 4$  even
  - $1 - n - k$  with  $k \geq 3$  odd
  - $3 - n - k$  with  $k \geq 3$  odd
- $n \geq 5$  odd
  - $1 - n - k$  with  $k \geq 2$  even
  - $3 - n - k$  with  $k \geq 2$  even

However, there are also much wider areas of research related to the Game of Cycles. One such topic is the parity conjecture made by Alvarado et al suggesting that Player 1 has a winning strategy when there is an odd number of total edges and Player 2 has a winning strategy when there is an even number of total

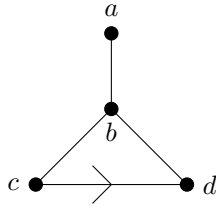


Figure 16: Player 1 has a winning strategy from this position

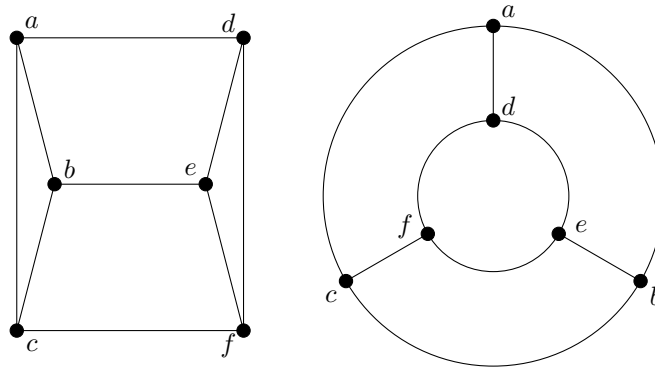


Figure 17: These are the same graph, but they have different cycle cells

edges. However, consider Figure 16. In this graph, there are four edges, but by playing  $\vec{cd}$  to begin, Player 1 has won the game. This is because  $\overline{ab}$  is automatically an unmarkable edge, since it must create either a sink or a source at vertex  $a$ . So, we may design a new conjecture.

**Conjecture.** *For gameboards in which there is no vertex with degree 1, Player 1 has a winning strategy when there is an odd number of total edges, and Player 2 has a winning strategy when there is an even number of total edges.*

There are also new versions of the game that could be played. The most simple of these would to ignore the geometric drawing of the graph, and to make the object of the game to complete a cycle (as defined in graph theory), rather than a cycle cell. In fact, how much the geometric drawing of a gameboard can affect game play is a nontrivial question. Consider Figure 17. These two graphs are isomorphic. However, because of the cycle cell rules in the Game of Cycles, they must be played differently. The image on the left has two cycle cells of length four and two of length three, while the image on the right has three cycle cells of length four and one of length three. Knowing when a different board geometry affects the game could be important to understanding the Game of Cycles more generally.

One other step would be to play the Game of Cycles on a tree, thus rendering the “cycle” aspect worthless. In fact, Mathews [2] has already begun to consider this topic, naming it the Game of Arrows. Specifically, they have focused on 3-legged spider graphs. Here, Mathews makes the rule that leaves of the graph can be directed, allowing for some sources and sinks. The work in this paper regarding signals and interactions may be effective for this topic.

## References

- [1] Ryan Alvarado, Maia Averett, Benjamin Gaines, Christopher Jackson, Mary Leah Karker, Malgorzata Aneta Marciniak, Francis Su, and Shanise Walker. The game of cycles. *The American Mathematical Monthly*, 128(10):868–887, 2021.
- [2] Bryant G Mathews. The game of arrows on 3-legged spider graphs. *arXiv preprint arXiv:2110.08738*, 2021.

[3] Francis Su. *Mathematics for human flourishing*. Yale University Press, 2020.